



May 29, 2007

New York State Department of Environmental Conservation
Division of Environmental Remediation
Bureau of Construction Services, 12th Floor
625 Broadway
Albany, New York 12233-7013

Attn: Jeffrey E. Trad, P.E.
Environmental Engineer 2

Re: **Sonia Road Landfill**
NYSDEC Site Number 152013
Post Closure Groundwater Monitoring Program
1st Quarter 2007 Sampling Results

Dear Mr. Trad:

Transmitted herewith for your review and consideration is two copies of the following Post Closure Groundwater Monitoring Program Quarterly Sampling Results for the Sonia Road Landfill:


1. 1st Quarter 2007 (Baseline Sampling Event)

As always, please do not hesitate to contact my office with any questions regarding the aforementioned.

Sincerely,

Francis D. Ribaud, P.E.
Associate Engineer

FDR:lmb
encl.



cc: C. Andrade, IRRA President
A. Sanchez, IRRA Vice President Operations w/encl.
K. Wenz, Jr. CPG - H2M
E. Lenio, NYSDEC, Stony Brook
File



**FIRST QUARTER 2007 MONITORING REPORT
(BASELINE SAMPLING EVENT)**

**POST CLOSURE GROUNDWATER MONITORING
PROGRAM**

**SONIA ROAD LANDFILL
BRENTWOOD, NEW YORK**

May 2007

Prepared for:

Islip Resource Recovery Agency
401 Main Street
Islip, New York 11751

H2M GROUP

HOLZMACHER, McLENDON & MURRELL, P.C.

575 Broad Hollow Road


Melville, New York 11747-5076

Engineers | Architects | Scientists | Planners | Surveyors

**FIRST QUARTER 2007 MONITORING REPORT
Sonia Road Landfill
Brentwood, NY**

CONTENTS

<u>Section</u>	<u>Page</u>
1.0 INTRODUCTION	1
1.1 Purpose.....	1
1.2 Site Location and Description.....	1
2.0 MONITORING WELL NETWORK AND GROUNDWATER SAMPLE LOCATIONS	4
3.0 SAMPLING AND ANALYTICAL PROCEDURES	4
3.1 Groundwater Level Measurement.....	4
3.2 Groundwater Sampling.....	5
3.3 Organic Vapor and Combustible Gas Monitoring.....	6
3.4 Analytical Parameters.....	6
4.0 ANALYTICAL RESULTS	6
4.1 Field Parameters.....	6
4.2 Groundwater Samples.....	7
4.2.1 Leachate Indicators.....	7
4.2.2 Historic Leachate Indicators.....	7
4.2.3 Inorganic Parameters.....	11
4.2.4 Historic Inorganic Parameters.....	12
4.2.5 Volatile Organic Compounds.....	17
4.3 Organic Vapor and Combustible Gas Monitoring.....	18
5.0 DATA VALIDATION	18
6.0 GROUNDWATER LEVEL MEASUREMENTS AND FLOW DIRECTION	19
7.0 CONCLUSIONS AND RECOMMENDATIONS	20
7.1 Conclusions.....	20
7.2 Recommendations.....	21



**FIRST QUARTER 2007 MONITORING REPORT
Sonia Road Landfill
Brentwood, NY**

FIGURES

<u>No.</u>	<u>Description</u>
1	Site Location Map
2	Groundwater Monitoring Well Locations
3	Water Table Elevation Contour Map
4	Potentiometric Surface Elevation Contour Map for Intermediate Zone
5	Potentiometric Surface Elevation Contour Map for Deep Zone

TABLES

<u>No.</u>	<u>Description</u>
1	Summary of Well Construction Details
2	Wells Sampled as Part of the Post Closure Groundwater Monitoring Program
3	Total Volatile Organic Compound and Combustible Gas Readings
4	Final Field Measurements
5	Summary of Concentrations Trends for Leachate Indicator Parameters
6	Summary of Concentrations Trends for Inorganic Parameters
7	Depth to Water and Groundwater Elevation Measurements

APPENDICES

A	Historic Data Tables and Graphs
A-1	Leachate Indicator Parameters
A-2	Inorganic Parameters
A-3	Volatile Organic Compounds
A-4	Water Quality Graphs
B	Data Validation Report

1.0 INTRODUCTION

This report presents the results of First Quarter 2007 quarterly groundwater monitoring event conducted as part of the Post Closure Groundwater Monitoring Program for the Sonia Road Landfill. The sampling program was conducted for the Town of Islip, as administered by the Islip Resource Recovery Agency (IRRA), in conformance with the December 2001 Sampling and Analysis Plan (SAP) prepared by others. The SAP is a part of the Sonia Road Post Closure Monitoring and Maintenance Plan (Volume 3 of 4), which was approved by the New York State Department of Environmental Conservation (NYSDEC) in a letter dated January 18, 2006.

1.1 Purpose

The purpose of the Post Closure Groundwater Monitoring Program is to monitor groundwater quality and flow direction following capping and closure of the Sonia Road Landfill.

This Post Closure Groundwater Monitoring Program report includes discussions of the sample locations, sampling procedures, laboratory analyses, field and analytical results, data validation, groundwater level measurements and groundwater flow direction. In addition, the report includes a comparison of the analytical results from the First Quarter 2007 sampling event to applicable New York State groundwater quality standards and guidance values.

1.2 Site Location and Description

The Sonia Road Landfill is a capped and closed inactive municipal solid waste landfill owned by the Town of Islip. The landfill is located at 1355 Howells Road in the hamlet of Brentwood in the western portion of the Town and is in close proximity to the western town boundary with the Town of Babylon. The location of the Sonia Road Landfill is shown on Figure 1.

The landfill property is 42.2 acres in area and is approximately rectangular in shape. The landfill is bounded to the north by industrial properties, to the east by residential properties, to the south by Deer Park Street with residential properties beyond, and to the west by Howell's Road, Secatogue Road and Corbin Avenue with industrial properties beyond. In the southwest corner of the property is one residential parcel (Tax Map No. 221-2-1), which is not part of landfill property described above. At the northwest corner of the property is a 0.5-acre parcel owned by the Town of Islip (Tax Map No. 198-5-7.3), which is identified as a paper street. Given that the waste mass extends onto this parcel, it is considered as part of the landfill property, and as a result, the overall landfill property is considered to be 42.7 acres. At and abutting the northeast corner of the landfill property is the western extension of Sonia Road for which the facility is named.

The landfill property itself is zoned Industrial I and Industrial II with a small portion along the southeastern boundary zoned as residential.

To the southwest of the landfill property is the West Brentwood Middle School, which is located on the west side of Howell's Road. Beyond the school property to the south and west is the headwater of Sampawams Creek. Sampawams Creek is fed by groundwater discharge as well as storm water management systems for the surrounding areas. Sampawams Creek runs from north to south and empties into the Guggenheim Lakes, which are located north of the Southern State Parkway. Sampawams Creek generally describes the western boundary of the Town of Islip and the eastern boundary of the Town of Babylon.

The Sonia Road Landfill site has been owned by the Town of Islip since 1965. Prior to 1965, the site was privately owned and used as a source of mined sand and gravel. As a result of this mining operation, virtually the entire site was disturbed, including the removal of vegetation, topsoil and underlying minerals. The mining operation was extensive with the removal of minerals progressing to and below the water table. Removal of minerals below the water table was accomplished through the use of dredging equipment. This activity resulted in the formation of a groundwater lake over a significant portion of the site (40% to 50%). It is reported that this

dredging operation may have removed materials to a depth of 50 feet below the water table. Soil borings constructed as part of the remedial investigation at the landfill confirmed that waste lies at least 36 feet below the water table.

In 1965, the Town of Islip took title to the Sonia Road property and began a landfilling operation for the disposal of municipal solid waste. Landfilling at the site occurred between 1965 and 1977, with the most active period of landfilling occurring between 1965 and 1974. It has been estimated that between 1.5 and 2.0 million cubic yards of waste were disposed at the site. There are no weight records to substantiate this estimate.

The landfill reportedly accepted all municipal solid waste delivered to the site. This waste is reported to include wood, concrete, metal, plastic, glass, household waste in the form of refuse, rubbish, demolition materials and yard wastes (particularly leaves). It is also reported that junk automobiles were routinely disposed at the facility and that underground fires were common.

The Sonia Road Landfill was capped in the fall of 2000. The landfill capping system covers an area of approximately 40 acres. The capping system includes an active landfill gas management system, an on-site storm water management system and a perimeter road constructed around the entire site using recycled concrete aggregate. The storm water management system consists of a series of drainage swales, catch basins, buried storm water piping, dry wells and two recharge basins. Storm water from the northeastern corner of the property is discharged to a series of dry wells (leaching rings) in the area of Sonia Road. The remainder of the site storm water is directed to Recharge Basins 1 and 2 located on the west side of the property. Recharge Basin 1 is located adjacent to the main entrance gate located on Corbin Avenue, and Recharge Basin 2 is located in the southwest corner of the property. For the majority of the site, drainage swales are located on the in-board side of the perimeter road.

2.0 MONITORING WELL NETWORK AND GROUNDWATER SAMPLE LOCATIONS

The monitoring well network for the Sonia Road Landfill consists of 35 wells. Well locations are shown on Figure 2. The monitoring wells were constructed as 12 well clusters, with each cluster comprised of a shallow (S) well, intermediate (I) well and deep (D) well, with the exception of the MW-02 cluster. Shallow well MW-02S was abandoned in August 2005 and has been eliminated from the Post-closure Monitoring Program. All 35 wells were utilized for water level measurements. Well construction information for all wells is summarized in Table 1.

Twenty-two (22) wells are included as part of the Post Closure Monitoring Program. The sampled wells are listed in Table 2. All 22 monitoring wells were sampled during the First Quarter 2007 sampling event.

3.0 SAMPLING AND ANALYTICAL PROCEDURES

Sampling procedures for the Sonia Road Landfill site are described in the SAP. Dedicated and disposable sampling equipment was used whenever possible in accordance with the SAP. All non-disposable equipment was decontaminated before first use on-site and between uses in accordance with the procedures described in the SAP. The following sections provide brief discussions of the procedures used during groundwater level measurement activities, organic vapor and combustible gas monitoring, groundwater sampling and sample analysis.

3.1 Groundwater Level Measurement

Prior to collecting the groundwater samples, synoptic water level measurements were obtained from all 35 monitoring wells for determination of groundwater elevations and groundwater flow direction. Groundwater level measurements were obtained from a surveyed measuring point on each well using an electronic water level indicator to an accuracy of 0.01 foot. A discussion of the groundwater level measurement results and groundwater flow direction is provided in Section 6.0.

3.2 Groundwater Sampling

Prior to collection of each groundwater sample, 3 to 5 well volumes were purged from the well. Well purging was accomplished by first measuring the static water level in the well and calculating the standing water volume. A decontaminated submersible pump was used to purge each well.

During the purging process, field parameters (Ph, specific conductance, temperature, oxidation-reduction potential (ORP), dissolved oxygen and turbidity) were monitored and recorded. When the values of the field parameters, except turbidity, equilibrated within 10% based on the last two readings, the turbidity of the groundwater was less than 50 Nephelometric Turbidity Units (NTUs) and at least three well volumes had been removed, well purging was considered complete.

Groundwater samples were collected using new, dedicated, disposable polyethylene bailers and polypropylene rope. Samples were collected immediately after purging. Filled sample bottles were stored in ice-filled coolers with the chain of custody forms and delivered on the day of collection to H2M Laboratories, Inc. for analysis. H2M Laboratories, Inc. is approved by the New York State Department of Health Environmental Laboratory Approval Program (ELAP) for the analyses performed.

Appropriate quality assurance/quality control (QA/QC) samples, including field blanks, matrix spike and matrix spike duplicate (MS/MSD) sets and blind duplicates, were collected in accordance with the SAP. For the baseline sampling event, trip blanks accompanied all sample shipments.

In accordance with the SAP, Purge water from all on-site wells and all wells immediately adjacent to the landfill property was disposed directly into the nearest landfill capping system drainage swale. Purge water generated from off-site well clusters 11 and 12 was pumped into a

tank truck, transported to the landfill and discharged into the landfill's on-site Recharge Basin 1 in accordance with the SAP.

3.3 Organic Vapor and Combustible Gas Monitoring

Total organic vapor and combustible gas measurements were collected in all 35 monitoring wells throughout the reporting period. Organic vapors were measured using a photoionization detector (PID). Combustible gas was measured using a portable multi-gas meter. Gas monitoring results represent headspace measurements collected during the synoptic groundwater level measurements. The organic vapor and combustible gas monitoring results for the reporting period are provided in Table 3.

3.4 Analytical Parameters

Groundwater samples collected during the First Quarter 2007 sampling event were analyzed for 6 NYCRR Part 360 Baseline Parameters, in accordance with SW-846 methods as specified in the 6 NYCRR Part 360 regulations. The analytical results are discussed in Section 4.2.

4.0 ANALYTICAL RESULTS

4.1 Field Parameters

As described in Section 3.2, field parameters monitored during the purging of the monitoring wells included Ph, specific conductance, temperature, ORP, dissolved oxygen and turbidity. A summary of the final field parameter values measured at the time of sample collection and additional field data collected during First Quarter 2007 sampling event is provided in Table 4.

4.2 Groundwater Samples

The analytical results for the groundwater samples collected during the First Quarter 2007 sampling event, compared to NYSDEC Class GA groundwater standards and guidance values, are provided in Appendix A-1 (leachate indicator parameters), Appendix A-2 (inorganic parameters) and Appendix A-3 (volatile organic compounds). Historic sample results are also included in these tables.

4.2.1 Leachate Indicators

As shown in Appendix B-1, the leachate indicator parameters ammonia and chloride were detected in one or more wells at concentrations exceeding NYSDEC Class GA groundwater standards. These parameters are each discussed below.

Ammonia

The groundwater standard for ammonia of 2 milligrams per liter (mg/l) was exceeded in 5 wells (MW-03S, MW-04S, MW-05S, MW-06S and MW-06I). Ammonia concentrations in these wells ranged from 2.88 mg/l in MW-03S to 6.07 mg/l in MW-05S.

Chloride

The groundwater standard for chloride of 250 mg/l was exceeded in well MW-01D, which contained a chloride concentration of 689 mg/l.

4.2.2 Historic Leachate Indicators

A comparison of the current leachate indicator results for the 22 sampled wells to the previous results (Fourth Quarter 2006 sampling event) is provided below. Concentration trends

and exceedances of groundwater standards/guidance values for each well and parameter are summarized in Table 5.

Alkalinity

Three (3) of the 22 wells sampled showed increasing alkalinity concentrations (defined as a change of at least 20% compared to the previous results). These wells are MW-01S, MW-12I and MW-12D. Eleven (11) wells (MW-01I, MW-01D, MW-02I, MW-04I, MW-04D, MW-05D, MW-06S, MW-06I, MW-06D, MW-07I and MW-11I) showed decreasing concentrations (defined as a change of at least 20% compared to the previous results). The remaining 8 wells were consistent (defined as within 20% of the previous results).

Ammonia

Fourteen (14) wells (MW-01S, MW-01I, MW-01D, MW-02I, MW-04I, MW-04D, MW-05I, MW-05D, MW-06S, MW-06D, MW-07I, MW-11S, MW-11I and MW-12I) showed decreasing ammonia concentrations. The remaining 8 wells were consistent.

Biochemical Oxygen Demand

Eleven (11) wells (MW-01S, MW-01I, MW-01D, MW-03S, MW-04S, MW-06I, MW-07I, MW-11S, MW-12S, MW-12I and MW-12D) showed increasing biochemical oxygen demand (BOD). Four (4) wells (MW-04I, MW-05S, MW-05I and MW-06S) showed decreasing BOD. The remaining 7 wells were consistent.

Bromide

Fifteen (15) wells (MW-01S, MW-02I, MW-02D, MW-03S, MW-04S, MW-05S, MW-05D, MW-06D, MW-07I, MW-11S, MW-11I, MW-11D, MW-12S, MW-12I and MW-12D). The remaining 7 wells were consistent.

Chemical Oxygen Demand

Twelve (12) wells (MW-01S, MW-04S, MW-04I, MW-05S, MW-05I, MW-05D, MW-06S, MW-07I, MW-11S, MW-12S, MW-12I and MW-12D) showed increasing chemical oxygen demand (COD). Two (2) wells (MW-01D and MW-03S) showed decreasing COD. The remaining 8 wells were consistent.

Chloride

Three (3) wells (MW-01I, MW-11D and MW-12I) showed increasing chloride concentrations. Well MW-01D showed a decreasing chloride concentration. The remaining 18 wells were consistent.

Hardness

Four (4) wells (MW-02D, MW-04S, MW-12I and MW-12D) showed increasing hardness concentrations. Four (4) wells (MW-01D, MW-06S, MW-11I and MW-12S) showed decreasing hardness concentrations. The remaining 14 wells were consistent.

Nitrate

Ten (10) wells (MW-01S, MW-01I, MW-04I, MW-04D, MW-05S, MW-05I, MW-05D, MW-06I, MW-07I and MW-11D) showed increasing nitrate concentrations. Four (4) wells (MW-02D, MW-06S, MW-11S and MW-12I) showed decreasing nitrate concentrations. The remaining 14 wells were consistent.

Phenols

All 22 wells were consistent.

Sulfate

Four (4) wells (MW-02I, MW-04I, MW-04D and MW-06D) showed increasing sulfate concentrations. Five (5) wells (MW-01S, MW-01D, MW-03S, MW-05I and MW-05D) showed decreasing sulfate concentrations. The remaining 13 wells were consistent.

Total Organic Carbon

Three (3) wells (MW-01I, MW-01D and MW-12I) showed increasing total organic carbon (TOC) concentrations. Three (3) wells (MW-04I, MW-04D and MW-06S) showed decreasing TOC concentrations. The remaining 16 wells were consistent.

Total Dissolved Solids

Two (2) wells (MW-02I and MW-12I) showed increasing total dissolved solids (TDS) concentrations. Four (4) wells (MW-01D, MW-03S, MW-06S and MW-07I) showed decreasing TDS concentrations. The remaining 16 wells were consistent.

Total Kjeldahl Nitrogen

Eleven (11) wells (MW-01S, MW-01D, MW-02D, MW-03S, MW-06D, MW-07I, MW-1111S, MW-11I, MW-11D, MW-12S and MW-12D) showed increasing total Kjeldahl nitrogen (TKN) concentrations. Six (6) wells (MW-04I, MW-04D, MW-05D, MW-06S, MW-06I and MW-12I) showed decreasing TKN concentrations. The remaining 5 wells were consistent.

4.2.3 Inorganic Parameters

As shown in Appendix B-2, four metals (chromium, iron, manganese and sodium) were detected in one or more wells at concentrations exceeding NYSDEC Class GA groundwater standards. These parameters are each discussed below.

Chromium

The groundwater standard for chromium of 50 micrograms per liter (ug/l) was exceeded in 2 upgradient wells (MW-11S and MW-12S). Chromium concentrations detected in these wells were 247 ug/l and 320 ug/l, respectively.

Iron

The groundwater standard for iron of 300 ug/l was exceeded in 14 wells (MW-01S, MW-01D, MW-03S, MW-04S, MW-04I, MW-04D, MW-05S, MW-05I, MW-06S, MW-06I, MW-06D, MW-11S, MW-12S and MW-12D). Iron concentrations detected in these wells ranged from 559 ug/l in MW-06D to 46,000 ug/l in MW-04S.

Manganese

The groundwater standard for manganese of 300 ug/l was exceeded in 15 wells (MW-01S, MW-02I, MW-03S, MW-04S, MW-04I, MW-04D, MW-05S, MW-05I, MW-05D, MW-06S, MW-06D, MW-11S, MW-11D, MW-12S and MW-12I). Manganese concentrations detected in these wells ranged from 330 ug/l in MW-02I to 5,510 ug/l in MW-03S.

Sodium

The groundwater standard for sodium of 20,000 ug/l was exceeded in 10 wells (MW-01S, MW-01D, MW-03S, MW-04S, MW-05S, MW-05I, MW-05D, MW-07I, MW-11S and MW-

12S). Sodium concentrations detected in these wells ranged from 20,400 ug/l in MW-12S to 457,000 ug/l in MW-01D.

4.2.4 Historic Inorganic Parameters

A comparison of the current inorganic indicator results for the 22 sampled wells to the previous results (Fourth Quarter 2006 sampling event) is provided below. Concentration trends and exceedances or groundwater standards/guidance values for each well and parameter are summarized in Table 6.

Aluminum

Thirteen (13) wells (MW-01D, MW-03S, MW-04S, MW-04D, MW-05S, MW06S, MW-06I, MW-06D, MW-07I, MW-11S, MW-12S, MW-12I and MW-12D) showed increasing aluminum concentrations. Five (5) wells (MW-01S, MW-02D, MW-05I, MW-11I and MW-11D) showed decreasing aluminum concentrations. The remaining 4 wells were consistent.

Antimony

All 22 wells were consistent.

Arsenic

Three (3) wells (MW-05S, MW-12S and MW-12I) showed increasing arsenic concentrations. Four (4) wells (MW-04I, MW-04D, MW-05I and MW-MW-06S) showed decreasing arsenic concentrations. The remaining 15 wells were consistent.

Barium

Four (4) wells (MW—02I, MW-11S, MW-12I and MW-12D) showed increasing barium concentrations. Eight (8) wells (MW-01S, MW-01D, MW-04I, MW-05D, MW-06S, MW-06I, MW-06D and MW-11I). The remaining 10 wells were consistent.

Beryllium

Three (3) wells (MW-04D, MW-05S and MW-12S) showed increasing beryllium concentrations. Well MW-01D showed a decreasing beryllium concentration. The remaining 18 wells were consistent.

Boron

Two (2) wells (MW-02D and MW-12D) showed increasing boron concentrations. Three (3) wells (MW-01D, MW-06S and MW-12I) showed decreasing boron concentrations. The remaining 17 wells were consistent.

Cadmium

Nine (9) wells (MW-01S, MW-01I, MW-02I, MW-03S, MW-04D, MW-05S, MW-06S, MW-11I and MW-12I) showed increasing cadmium concentrations. Well MW-05D showed a decreasing cadmium concentration. The remaining 12 wells were consistent.

Hexavalent Chromium

All 22 wells were consistent.

Total Chromium

Nine (9) wells (MW-01D, MW-03S, MW-05S, MW-05I, MW-07I, MW-11S, MW-12S, MW-112I and MW-12D) showed increasing total chromium concentrations. Seven (7) wells (MW-02I, MW-02D, MW-04I, MW-05D, MW-06I, MW-06D and MW-11D) showed a decreasing total chromium concentration. The remaining 6 wells were consistent.

Cobalt

Three (3) wells (MW-04D, MW-11S and MW-12S) showed increasing cobalt concentrations. Five (5) wells (MW-01S, MW-01D, MW-05D, MW-06I and MW-06D) showed decreasing cobalt concentrations. The remaining 14 wells were consistent.

Copper

Sixteen (16) wells (MW-01I, MW-01D, MW-02I, MW-02D, MW-03S, MW-04I, MW-05S, MW-05I, MW-MW-06S, MW-06I, MW-06D, MW-07I, MW-11S, MW-12S, MW-12I and MW-12D) showed increasing copper concentrations. Three (3) wells (MW-04S, MW-11S and MW-11D) showed decreasing copper concentrations. The remaining 3 wells were consistent.

Iron

Eight (8) wells (MW-01I, MW-01D, MW-02I, MW-05D, MW-07I, MW-11S, MW-12S and MW-12I) showed increasing iron concentrations. Eight (8) wells (MW-01S, MW-02D, MW-04I, MW-04D, MW-06I, MW-06D, MW-11I and MW-11D) showed decreasing iron concentrations. The remaining 6 wells were consistent.

Lead

Nine (9) wells (MW-01I, MW-01D, MW-03S, MW-05I, MW-06D, MW-11S, MW-12S, MW-12I and MW-12D) showed increasing lead concentrations. Well MW-11D showed a decreasing lead concentration. The remaining 12 wells were consistent.

Magnesium

Three (3) wells (MW-02I, MW-12I and MW-12D) showed increasing magnesium concentrations. Three (3) wells (MW-01D, MW-06S and MW-11I) showed decreasing magnesium concentrations. The remaining 16 wells were consistent.

Manganese

Five (5) wells (MW-11S, MW-11D, MW-12S, MW-12I and MW-12D) showed increasing manganese concentrations. Eleven (11) wells (MW-01S, MW-01I, MW-01D, MW-02D, MW-04I, MW-05D, MW-06S, MW-06I, MW-06D, MW-07I and MW-11I) showed decreasing manganese concentrations. The remaining 6 wells were consistent.

Mercury

All 22 wells were consistent.

Nickel

Four (4) wells (MW-03S, MW-11S, MW-12S and MW-12I) showed increasing nickel concentrations. Three (3) wells (MW-01D, MW-05D and MW-06D) showed decreasing nickel concentrations. The remaining 15 wells were consistent.

Potassium

Six (6) wells (MW-01I, MW-01D, MW-07I, MW-11S, MW-12I and MW-12D) showed increasing potassium concentrations. Well MW-06S showed a decreasing potassium concentration. The remaining 15 wells were consistent.

Selenium

Six (6) wells (MW-01D, MW-03S, MW-04S, MW-05I, MW-05D and MW-12S) showed increasing selenium concentrations. The remaining 16 wells were consistent.

Silver

Two (2) wells (MW-01S and MW-04D) showed increasing silver concentrations. Three (3) wells (MW-01D, MW-05S and MW-06S) showed decreasing silver concentrations. The remaining 17 wells were consistent.

Sodium

Well MW-05I showed an increasing sodium concentration. Well MW-01D showed a decreasing sodium concentration. The remaining 20 wells were consistent.

Thallium

Ten (10) wells (MW-03S, MW-04S, MW-04D, MW-05S, MW-05I, MW-06S, MW-11I, MW-12S, MW-12I and MW-12D) showed increasing thallium concentrations. Well MW-05D showed a decreasing thallium concentration. The remaining 11 wells were consistent.

Vanadium

Six (6) wells (MW-01D, MW-05S, MW-06S, MW-11S, MW-12S and MW-12D) showed increasing vanadium concentrations. Well MW-11D showed a decreasing vanadium concentration. The remaining 15 wells were consistent.

Zinc

Six (6) wells (MW-01D, MW-05I, MW-11S, MW-12S, MW-12I and MW-12D) showed increasing zinc concentrations. Twelve (12) wells (MW-01S, MW-02I, MW-02D, MW-03S, MW-04S, MW-04D, MW-05D, MW-06S, MW-06I, MW-06D, MW-11I and MW-11D) showed decreasing zinc concentrations. The remaining 4 wells were consistent.

Cyanide

Well MW-01S showed an increasing cyanide concentration. Well MW-01D showed a decreasing cyanide concentration. The remaining 20 wells were consistent.

4.2.5 Volatile Organic Compounds

No volatile organic compounds (VOCs) were detected at concentrations exceeding NYSDEC Class GA groundwater standards or guidance values in any of the wells sampled during this monitoring event. Eighteen (18) of the wells contained no detectable concentrations of VOCs. The remaining 4 wells contained trace concentrations of six individual VOCs (MW-01S contained acetone at 11 ug/l, MW-04D contained chlorobenzene at 2 ug/l and chloroethane at 2 ug/l, MW-06S contained chlorobenzene at 1 ug/l and MW-11D contained bromomethane at 5 ug/l, 1,1-dichlorethane at 5 ug/l and 1,1-dichloroethene at 2 ug/l).

In order to evaluate changes in groundwater quality, historic results for alkalinity, iron plus manganese, total dissolved solids and specific conductivity were graphed for the shallow,

intermediate and deep zones for upgradient well clusters 1 and 11, and downgradient well clusters 4 and 5. These parameters were selected as possible indicators of landfill impacts to groundwater. These graphs are included in Appendix A-4.

4.3 Organic Vapor and Combustible Gas Monitoring

The results of the organic vapor and combustible gas monitoring are presented in Table 3. No VOCs were measured by the photoionization detector (PID) in any of the 22 monitoring wells sampled during the First Quarter 2007 sampling event. In addition, all 22 wells showed a combustible gas reading of 0% of the lower explosive limit (LEL).

5.0 DATA VALIDATION

The data packages were validated in accordance with the SAP. The data validation report is included in Appendix B.

Twenty-two (22) groundwater samples, two blind duplicate samples, two matrix spike/matrix spike duplicate (MS/MSD) sample sets and two field blanks were collected as part of the First Quarter 2007 monitoring event at the Sonia Road Landfill. Sample analysis was performed by H2M Laboratories, a contractor to the IRRA, in accordance with SW-846 laboratory methods as specified in the 6 NYCRR Part 360 regulations. H2M Laboratories is approved by the New York State Department of Health Environmental Laboratory Approval Program (ELAP) for the analyses performed.

The data packages submitted by H2M Laboratories were reviewed for completeness and compliance with the analytical methods. All of the quality assurance/quality control (QA/QC) samples (calibrations, spikes, duplicates and blanks), as well as 10% of the analytical results, were reviewed yielding a "10% validation". The samples that were reviewed included MW-03S, MW-04S and MW-05D. The findings of the review process are summarized below.

All samples were analyzed within the method-specified holding times. All QA/QC requirements were met.

Blind duplicate samples were collected from wells MW-01I (labeled as MW-01X) and MW-04D (labeled as MW-04X). The results were comparable between the samples and the duplicates.

The detection of acetone in well MW-01D has been qualified as non-detect due to poor mass spectral quality. Due to outlying calibration standard responses, the following results have been qualified as estimated:

- Trichlorofluoromethane in MW-05D;
- Carbon tetrachloride in MW-03S; and
- 1,2-Dichloroethane and 1,2-dibromo-3-chloropropane in MW-04S.

In addition, the zinc concentrations detected in samples collected on February 22, 2007, February 28, 2007 and March 2, 2007 were qualified as non-detect, due to the presence of zinc in the field blank samples associated with those samples.

Other than as described above, qualification of the data was not necessary. All data are deemed valid and usable for environmental assessment purposes.

6.0 GROUNDWATER LEVEL MEASUREMENTS AND FLOW DIRECTION

Groundwater level measurements were obtained in February 2007, from the 22 monitoring wells included in the Post-Closure Groundwater Monitoring Program and the 13 additional site-related wells not sampled as part of the program. The depth to groundwater measurements, measuring point elevations and calculated groundwater elevations for the 35 monitoring wells are shown in Table 7.

The February water level data were used to construct groundwater elevation contour maps for the shallow (water table), intermediate and deep Upper Glacial aquifer wells at and in the immediate vicinity of the Sonia Road Landfill. Water table and potentiometric surface (for the intermediate and deep wells) elevation contour maps are presented on Figures 3, 4 and 5, respectively. Groundwater flow in the vicinity of the landfill is toward the southeast for the zones of the Upper Glacial aquifer screened by the shallow, intermediate and deep wells. This flow direction is consistent with historic data for the site.

7.0 CONCLUSIONS AND RECOMMENDATIONS

7.1 Conclusions

Groundwater Flow

Based on groundwater level measurements collected during the First Quarter 2007 sampling event and the water table/potentiometric surface elevation contour maps prepared for the site, groundwater flow in the vicinity of the Sonia Road Landfill is toward the southeast for the zones of the Upper Glacial aquifer screened by the shallow, intermediate and deep wells. This flow direction is consistent with historic data for the site.

Groundwater Quality

Based on a comparison of the First Quarter 2007 sample results to those from the Fourth Quarter 2006 sampling event, as well as review of the historical trend graphs in Appendix A-4, groundwater quality in the vicinity of the Sonia Road Landfill has not changed substantially.

Since the only chloride concentration that exceeded the groundwater standard was in upgradient deep monitoring well MW-01D and the only chromium concentrations that exceeded the groundwater standard were in upgradient shallow monitoring wells MW-11S and MW-12S, it is concluded that the source of these parameters is not the Sonia Road Landfill. Similarly, the

detected concentrations of iron, manganese and sodium are likely not indicative of landfill-influenced groundwater, since concentrations of these parameters that exceeded groundwater standards were detected in monitoring wells located both upgradient and downgradient of the landfill. Although ammonia was detected at concentrations above the standard in only downgradient wells during this sampling event, elevated ammonia concentrations have historically been detected in upgradient wells also. As a result, it appears unlikely that the detected ammonia is related to the landfill.

7.2 Recommendations

Based on the results from the First Quarter 2007 sampling event and comparison of these results to historic data for the Sonia Road Landfill, it is recommended to continue to sample the groundwater monitoring wells in accordance with the SAP.

TABLES

Table 1 (continued)
SUMMARY OF MONITORING WELL CONSTRUCTION DETAILS
Sonia Road Landfill Post Closure Groundwater Monitoring Program

Well Designation	Date Completed	Well Diameter (inches)	Screen Type	Total Depth (feet below grade)	Screen Setting		Measuring Point Elevation (feet above mean sea level)
					Depth (feet below measuring point)	Elevation (feet above mean sea level)	
MW-11D ⁽¹⁾	10/16/97	4	SS	94	84 - 94	(-24) - (-34)	60.19
MW-11I ⁽¹⁾	10/11/97	4	SS	71	61 - 71	(-1) - (-11)	60.38
MW-11S ⁽¹⁾	10/13/97	4	SS	19	4 - 19	56 - 41	59.87
MW-12D ⁽¹⁾	10/15/97	4	SS	98	88 - 98	(-29) - (-39)	58.61
MW-12I ⁽¹⁾	10/10/97	4	SS	70	60 - 70	(-1) - (-11)	58.92
MW-12S ⁽¹⁾	10/13/97	4	SS	19	4 - 19	55 - 40	58.79
MW-13D ⁽³⁾	10/16/97	4	SS	119	109 - 119	(-38) - (-48)	70.37
MW-13I ⁽³⁾	10/7/97	4	SS	71	61 - 71	9 - (-1)	70.30
MW-13S ⁽³⁾	10/8/97	4	SS	37	22 - 37	49 - 34	70.51
MW-14D ⁽³⁾	10/17/97	4	SS	105	95 - 105	(-30) - (-40)	64.58
MW-14I ⁽³⁾	10/9/97	4	SS	71	61 - 71	4 - (-6)	64.57
MW-14S ⁽³⁾	10/14/97	4	SS	30	15 - 30	50 - 35	64.55

Notes:

PVC Polyvinyl chloride

SS Stainless steel

⁽¹⁾Monitoring wells surveyed by Municipal Land Survey, P.C., August 2001.

⁽²⁾Monitoring wells surveyed by YEC, Inc., November 1997.

⁽³⁾Monitoring wells surveyed by YEC, Inc., September 2000.

⁽⁴⁾Monitoring wells surveyed by Municipal Land Survey, P.C., August 11, 2005.

⁽⁵⁾Monitoring wells surveyed by Municipal Land Survey, P.C., August 2006.

SOURCE: Remedial Investigation/Feasibility Study (RI/FS) dated April 1998 and surveys noted above.

Table 2
WELLS SAMPLED AS PART OF THE POST CLOSURE
GROUNDWATER MONITORING PROGRAM
Sonia Road Landfill Post Closure Groundwater Monitoring Program

MW-01D	MW-04D	MW-06D	MW-11S
MW-01I	MW-04I	MW-06I	MW-12D
MW-01S	MW-04S	MW-06S	MW-12I
MW-02D	MW-05D	MW-07I	MW-12S
MW-02I	MW-05I	MW-11D	
MW-03S	MW-05S	MW-11I	

Table 3
TOTAL VOLATILE ORGANIC COMPOUND AND COMBUSTIBLE GAS READINGS
FIRST QUARTER 2007 SAMPLING EVENT
Sonia Road Landfill Post Closure Groundwater Monitoring Program

Well	Total VOCs ¹	Combustible Gas ²	Well	Total VOCs ¹	Combustible Gas ²
MW-01D	0	0.0	MW-05S	0	0.0
MW-01I	0	0.0	MW-06D	0	0.0
MW-01S	0	0.0	MW-06I	0	0.0
MW-02D	0	0.0	MW-06S	0	0.0
MW-02I	0	0.0	MW-07I	0	0.0
MW-03S	0	0.0	MW-11D	0	0.0
MW-04D	0	0.0	MW-11I	0	0.0
MW-04I	0	0.0	MW-11S	0	0.0
MW-04S	0	0.0	MW-12D	0	0.0
MW-05D	0	0.0	MW-12I	0	0.0
MW-05I	0	0.0	MW-12S	0	0.0

¹ Parts per million, calibration gas equivalents.

² Percent lower explosive limit for methane.

Table 4
FINAL FIELD MEASUREMENTS
FIRST QUARTER 2007 SAMPLING EVENT
Sonia Road Landfill Post Closure Groundwater Monitoring Program

Monitoring Well	pH	Specific Conductance (mS/cm)	Turbidity (NTU)	DO (mg/l)	Temperature (°C)	ORP (mV)
MW-01S	6.73	0.217	16.8	1.76	20.38	63
MW-01I	7.14	0.198	10.6	1.46	21.84	123
MW-01D	7.06	0.167	5.4	1.53	22.16	44
MW-02I	6.67	0.273	2.8	0.00	20.28	107
MW02D	7.03	0.108	11.5	2.12	22.16	110
MW-03S	7.69	0.825	2.3	0.00	22.40	-119
MW-04S	6.72	0.086	0.0	1.39	19.43	116
MW-04I	6.59	0.088	0.0	1.38	18.62	114
MW-04D	6.36	0.130	0.0	1.24	18.90	44
MW-05S	6.84	0.144	7.3	2.38	22.41	56
MW-05I	7.01	0.365	26.3	0.10	23.03	117
MW-05D	7.12	0.316	9.5	0.00	22.36	132
MW-06S	6.80	0.154	9.4	2.17	21.59	98
MW-06I	6.43	0.142	0.0	2.41	20.71	151
MW-06D	6.90	0.960	0.0	0.09	20.04	42
MW-07I	6.35	0.252	0.0	0.00	18.72	141
MW-11S	6.04	0.155	16.5	1.81	20.17	73
MW-11I	7.26	0.254	0.0	1.79	21.39	73
MW-11D	7.14	0.332	2.1	2.78	21.64	89
MW-12S	6.71	0.174	0.0	2.39	19.43	139
MW-12I	6.37	0.142	23.7	1.71	18.96	161
MW-12D	6.94	0.162	0.0	3.20	19.60	115

mS/cm: Millisiemens per centimeter.
 NTUs: Nephelometric turbidity units
 mg/l Milligrams per liter.

°C: Degrees Centigrade.
 mV: Millivolts


Table 5
SUMMARY OF CONCENTRATION TRENDS FOR LEACHATE INDICATOR PARAMETERS
FIRST QUARTER 2007 SAMPLING EVENT
Sonia Road Landfill Post Closure Groundwater Monitoring Program

Well	Location	Alkalinity	Ammonia	BOD	Bromide	COD	Chloride	Hardness	Nitrate	Total Phenols	Sulfate	TOC	TDS	TKN
MW-01S	Upgradient	I	D	I	D	I	C	C	I	C	D	C	C	I
MW-01I	Upgradient	D	D	I	C	C	I	C	I	C	C	I	C	C
MW-01D	Upgradient	D	D	I	C	D	D	D	C	C	D	I	D	I
MW-02I	Upgradient	D	D	C	D	C	C	C	C	C	I	C	I	C
MW02D	Upgradient	C	C	C	D	C	C	I	D	C	C	C	C	I
MW-03S	Downgradient	C	C	I	D	D	C	C	C	C	D	C	D	I
MW-04S	Downgradient	C	C	I	D	I	C	I	C	C	C	C	C	C
MW-04I	Downgradient	D	D	D	C	I	C	C	I	C	I	D	C	D
MW-04D	Downgradient	D	D	C	C	C	C	C	I	C	I	D	C	D
MW-05S	Downgradient	C	C	D	D	I	C	C	I	C	C	C	C	C
MW-05I	Downgradient	C	D	D	C	I	C	C	I	C	D	C	C	C
MW-05D	Downgradient	D	D	C	D	I	C	C	I	C	D	C	C	D
MW-06S	Sidegradient	D	D	D	C	I	C	D	D	C	C	D	D	D
MW-06I	Sidegradient	D	C	I	C	C	C	C	I	C	C	C	C	D
MW-06D	Sidegradient	D	D	C	D	C	C	C	C	C	I	C	C	I
MW-07I	Upgradient	D	D	I	D	I	C	C	I	C	C	C	D	I
MW-11S	Upgradient	C	D	I	D	I	C	C	D	C	C	C	C	I
MW-11I	Upgradient	D	D	C	D	C	C	D	C	C	C	C	C	I
MW-11D	Upgradient	C	C	C	D	C	I	C	I	C	C	C	C	I
MW-12S	Upgradient	C	C	I	D	I	C	D	C	C	C	C	C	I
MW-12I	Upgradient	I	D	I	D	I	I	I	D	C	C	I	I	D
MW-12D	Upgradient	I	C	I	D	I	C	I	C	C	C	C	C	I

I: Increasing trend (change greater than 20%)

D: Decreasing trend (change greater than 20%)

C: Consistent trend (within 20%)

 Parameter exceeds standard/guidance value during the current sampling event.

BOD: Biochemical Oxygen Demand

COD: Chemical Oxygen Demand

TOC: Total Organic Carbon

TKN: Total Kjeldahl Nitrogen

Table 6
SUMMARY OF CONCENTRATION TRENDS FOR INORGANIC PARAMETERS
FIRST QUARTER 2007 SAMPLING EVENT
Sonia Road Landfill Post Closure Groundwater Monitoring Program

Well	Location	Aluminum	Antimony	Arsenic	Barium	Beryllium	Boron	Cadmium	Calcium	Hexavalent Chromium
MW-01S	Upgradient	D	C	C	D	C	C	I	C	C
MW-01I	Upgradient	C	C	C	D	C	C	I	C	C
MW-01D	Upgradient	I	C	C	C	D	D	C	D	C
MW-02I	Upgradient	C	C	C	I	C	C	I	C	C
MW02D	Upgradient	D	C	C	C	C	I	C	C	C
MW-03S	Downgradient	I	C	C	C	C	C	I	C	C
MW-04S	Downgradient	I	C	C	C	C	C	C	C	C
MW-04I	Downgradient	C	C	D	D	C	C	C	C	C
MW-04D	Downgradient	I	C	D	C	I	C	I	C	C
MW-05S	Downgradient	I	C	I	C	I	C	I	C	C
MW-05I	Downgradient	D	C	D	C	C	C	C	C	C
MW-05D	Downgradient	C	C	C	D	C	C	D	C	C
MW-06S	Sidegradient	I	C	D	D	C	D	I	D	C
MW-06I	Sidegradient	I	C	C	D	C	C	C	C	C
MW-06D	Sidegradient	I	C	C	D	C	C	C	C	C
MW-07I	Upgradient	I	C	C	C	C	C	C	C	C
MW-11S	Upgradient	I	C	C	I	C	C	C	C	C
MW-11I	Upgradient	D	C	C	D	C	C	I	D	C
MW-11D	Upgradient	D	C	C	C	C	C	C	I	C
MW-12S	Upgradient	I	C	I	C	I	C	C	C	C
MW-12I	Upgradient	I	C	I	I	C	D	I	I	C
MW-12D	Upgradient	I	C	C	I	C	I	C	I	C

I: Increasing trend (change greater than 20%)

D: Decreasing trend (change greater than 20%)

C: Consistent trend (within 20%)


 Parameter exceeds standard/guidance value during the current sampling event.

Table 6 (continued)
SUMMARY OF CONCENTRATION TRENDS FOR INORGANIC PARAMETERS
FIRST QUARTER 2007 SAMPLING EVENT
Sonia Road Landfill Post Closure Groundwater Monitoring Program

Well	Location	Total Chromium	Cobalt	Copper	Iron	Lead	Magnesium	Manganese	Mercury	Nickel
MW-01S	Upgradient	C	D	C	D	C	C	D	C	C
MW-01I	Upgradient	C	C	I	I	I	C	D	C	C
MW-01D	Upgradient	I	D	I	I	I	D	D	C	D
MW-02I	Upgradient	D	C	I	I	C	I	C	C	C
MW02D	Upgradient	D	C	I	D	C	C	D	C	C
MW-03S	Downgradient	I	C	I	C	I	C	C	C	I
MW-04S	Downgradient	C	C	D	C	C	C	C	C	C
MW-04I	Downgradient	D	C	I	D	C	C	D	C	C
MW-04D	Downgradient	C	I	C	D	C	C	C	C	C
MW-05S	Downgradient	I	C	I	C	C	C	C	C	C
MW-05I	Downgradient	I	C	I	C	I	C	C	C	C
MW-05D	Downgradient	D	D	C	I	C	C	D	C	D
MW-06S	Sidegradient	C	C	I	C	C	D	D	C	C
MW-06I	Sidegradient	D	D	I	D	C	C	D	C	C
MW-06D	Sidegradient	D	D	I	D	I	C	D	C	D
MW-07I	Upgradient	I	C	I	I	C	C	D	C	C
MW-11S	Upgradient	I	I	I	I	I	C	I	C	I
MW-11I	Upgradient	C	C	D	D	C	D	D	C	C
MW-11D	Upgradient	D	C	D	D	D	C	I	C	C
MW-12S	Upgradient	I	I	I	I	I	C	I	C	I
MW-12I	Upgradient	I	C	I	I	I	I	I	C	I
MW-12D	Upgradient	I	C	I	C	I	I	I	C	C

I: Increasing trend (change greater than 20%)

D: Decreasing trend (change greater than 20%)

C: Consistent trend (within 20%)


 Parameter exceeds standard/guidance value during the current sampling event.

Table 6 (continued)
SUMMARY OF CONCENTRATION TRENDS FOR INORGANIC PARAMETERS
FIRST QUARTER 2007 SAMPLING EVENT
Sonia Road Landfill Post Closure Groundwater Monitoring Program

Well	Location	Potassium	Selenium	Silver	Sodium	Thallium	Vanadium	Zinc	Cyanide	Iron plus Manganese
MW-01S	Upgradient	C	C	I	C	C	C	D	I	D
MW-01I	Upgradient	I	C	C	C	C	C	C	C	D
MW-01D	Upgradient	I	I	D	D	C	I	I	D	I
MW-02I	Upgradient	C	C	C	C	C	C	D	C	I
MW02D	Upgradient	C	C	C	C	C	C	D	C	D
MW-03S	Downgradient	C	I	C	C	I	C	D	C	C
MW-04S	Downgradient	C	I	C	C	I	C	D	C	C
MW-04I	Downgradient	C	C	C	C	C	C	C	C	D
MW-04D	Downgradient	C	C	I	C	I	C	D	C	D
MW-05S	Downgradient	C	C	D	C	I	I	C	C	C
MW-05I	Downgradient	C	I	C	I	I	C	I	C	D
MW-05D	Downgradient	C	I	C	C	D	C	D	C	D
MW-06S	Sidegradient	D	C	D	C	I	I	D	C	C
MW-06I	Sidegradient	C	C	C	C	C	C	D	C	D
MW-06D	Sidegradient	C	C	C	C	C	C	D	C	D
MW-07I	Upgradient	I	C	C	C	C	C	C	C	D
MW-11S	Upgradient	I	C	C	C	C	I	I	C	I
MW-11I	Upgradient	C	C	C	C	I	C	D	C	D
MW-11D	Upgradient	C	C	C	C	C	D	D	C	D
MW-12S	Upgradient	C	I	C	C	I	I	I	C	I
MW-12I	Upgradient	I	C	C	C	I	C	I	C	I
MW-12D	Upgradient	I	C	C	C	I	I	I	C	I

I: Increasing trend (change greater than 20%)

D: Decreasing trend (change greater than 20%)

C: Consistent trend (within 20%)


 Parameter exceeds standard/guidance value during the current sampling event.

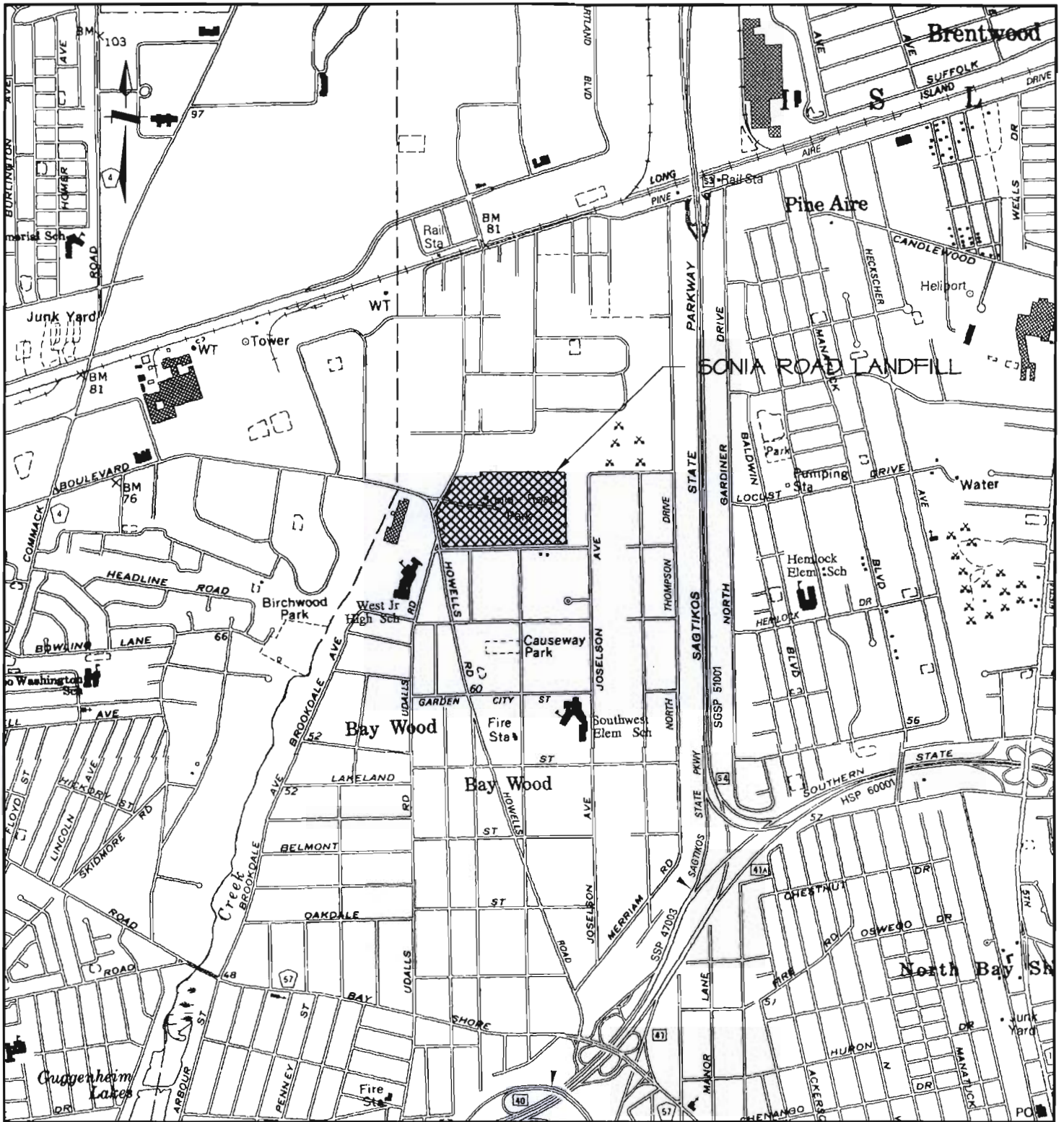
Table 7
DEPTH TO WATER AND GROUNDWATER ELEVATION MEASUREMENTS
FIRST QUARTER 2007 SAMPLING EVENT
Sonia Road Landfill Post Closure Groundwater Monitoring Program

Well	Measuring Point Elevation ¹	Depth to Water ² (February 2007)	Groundwater Elevation ¹
MW-01S	66.01	14.34	51.66
MW-01I	65.36	13.66	51.70
MW-01D	64.53	12.91	51.62
MW-02I	78.24	27.33	50.91
MW-02D	78.43	27.55	50.88
MW-03S	70.76	20.88	49.88
MW-03I	70.77	20.98	49.79
MW-03D	70.50	20.88	49.62
MW-04S	71.10	21.33	49.77
MW-04I	69.31	20.48	48.83
MW-04D	69.03	20.17	48.86
MW-05S	70.28	21.10	49.18
MW-05I	70.26	21.11	19.15
MW-05D	70.96	21.66	19.30
MW-06S	74.45	25.03	49.42
MW-06I	74.52	25.16	49.36
MW-06D	75.02	25.54	49.49
MW-07S	72.83	22.48	50.35
MW-07I	73.43	23.08	50.35
MW-07D	75.04	24.74	50.30
MW-010S	56.65	4.76	51.54
MW-10I	56.16	4.61	51.55
MW-10D	56.34	4.80	51.89
MW-11S	59.87	6.55	53.32
MW-11I	60.38	7.07	53.31
MW-11D	60.19	6.87	53.32
MW-12S	58.79	6.62	52.17
MW-12I	58.92	6.76	52.16
MW-12D	58.61	6.45	52.16
MW-13S	70.51	24.49	46.02
MW-13I	70.30	24.36	45.94
MW-13D	70.37	24.36	46.01
MW-14S	64.55	17.77	46.78
MW-14I	64.57	18.83	45.74
MW-14D	64.58	17.73	46.85

¹ Feet above mean sea level.

² Feet below measuring point.

FIGURES



SONIA ROAD LANDFILL
 POST CLOSURE GROUNDWATER MONITORING PROGRAM

SITE LOCATION MAP

SCALE: 1" = 2000'

FIGURE 1

H2M GROUP

ENGINEERS · ARCHITECTS · PLANNERS · SCIENTISTS · SURVEYORS
 MELVILLE, N.Y. TOTOWA, N.J.

APPENDIX A

HISTORIC DATA TABLES AND GRAPHS

APPENDIX A-1

Leachate Indicator Parameters

Appendix A-1

SONIA ROAD LANDFILL
POST CLOSURE GROUNDWATER MONITORING PROGRAM
HISTORIC AND CURRENT SAMPLE RESULTS
LEACHATE INDICATORS

CONSTITUENT	NYSDEC Class GA Groundwater Standards/Guidance Values	CAS #	SITE : DATE : UNITS:	MW-01D	MW-01D	MW-01D	MW-01D	MW-01D	MW-01D	MW-01D	MW-01D	MW-01D	MW-01D
				10/24/1997 (mg/l)	11/30/2000 (mg/l)	01/30/2001 (mg/l)	8/21/2002 (mg/l)	11/20/2002 (mg/l)	3/5/2003 (mg/l)	6/3/2003 (mg/l)	8/21/2003 (mg/l)	11/10/2003 (mg/l)	2/26/2004 (mg/l)
Color (APHA Units)	-	-	(units)	5 U	5 U	5 U	NS	30	NS	NS	20	NS	NS
Alkalinity (as CaCO ₃)	-	471-34-1	(mg/l)	11.4	37	43	41.6	51.3	44	66.2	66.1	63.4	60.5
Ammonia (as N)	2 ST	7664-41-7	(mg/l)	0.36	0.46	0.49	0.21	0.33	2.31	0.49	0.10 U	0.10 U	0.60
Biochemical Oxygen Demand	-	-	(mg/l)	20	2 U	2 U	2 U	2 U	6	4	6	2 U	2 U
Bromide	2 GV	24959-67-9	(mg/l)	0.5 U	0.5 U	0.5 U	0.5 U	0.5 U	0.5 U	0.9	0.5 U	3.2	0.5 U
Chemical Oxygen Demand	-	-	(mg/l)	3 U	21.5	10.7	46.9	17.6	48.6	14.3	10 U	10 U	42.9
Chloride	250 ST	16887-00-6	(mg/l)	198	737	570	779	589	513	620	256	111	656
Hardness (as CaCO ₃)	-	-	(mg/l)	146	74	80	140	290	100	58	23	15	160
Nitrate (as N)	10 ST	14797-55-8	(mg/l)	1.2	0.42	1	1.08	1.66	0.84	0.61	2.22	2.69	0.41
Phenols, total	0.001 ST	-	(mg/l)	0.0011	0.005 U	0.005 U	0.005 U	0.005 U	0.005 U	0.005 U	0.005 U	0.005 U	0.005 U
Sulfate	250 ST	14808-79-8	(mg/l)	19.8	19.8	33.2	60.2	27.5	26.7	46.8	33	27.5	17.8
Total Organic Carbon	-	-	(mg/l)	2.3	2.3	2.4	1.5	5.7	6	1.4	3.8	1.1	1 U
Total Dissolved Solids	-	-	(mg/l)	452	1060	1500	1340	1160	950	1100	548	290	1040
Total Kjeldahl Nitrogen (as N)	-	7727-37-9	(mg/l)	0.2 U	0.59	0.660	0.42	1.37	3.24	0.53	0.33	0.34	0.52

CONSTITUENT	NYSDEC Class GA Groundwater Standards/Guidance Values	CAS #	SITE : DATE : UNITS:	MW-01D	MW-01D	MW-01D	MW-01D	MW-01D	MW-01D	MW-01D	MW-01D	MW-01D	MW-01D
				5/20/2004 (mg/l)	8/19/2004 (mg/l)	11/8/2004 (mg/l)	2/28/2005 (mg/l)	5/25/2005 (mg/l)	8/24/2005 (mg/l)	11/28/2005 (mg/l)	2/24/2006 (mg/l)	5/17/2006 (mg/l)	8/8/2006 (mg/l)
Color (APHA Units)	-	-	(units)	5 U	NS	NS	5 U	NS	NS	NS	NS	NS	NS
Alkalinity (as CaCO ₃)	-	471-34-1	(mg/l)	53.6	38	36.8	30.8	32.6	42.1	53.2	55	55.2	52
Ammonia (as N)	2 ST	7664-41-7	(mg/l)	0.82	0.1 U	1.14	1.52	1.6	1.2	1.28	0.88	0.8	0.78
Biochemical Oxygen Demand	-	-	(mg/l)	2 U	2 U	2 U	19	2 U	2 U	2 U	2 U	2 U	2 U
Bromide	2 GV	24959-67-9	(mg/l)	0.5 U	0.5 U	0.8	0.5 U	0.5	0.6	0.7	0.5	0.5 U	0.6
Chemical Oxygen Demand	-	-	(mg/l)	70.3	122	31.1	88.5	23.5	43.5	969	57.2	67.3	78.9
Chloride	250 ST	16887-00-6	(mg/l)	656	896	292	1,280	1,310	1,050	1,160	1,210	1,140	1,370
Hardness (as CaCO ₃)	-	-	(mg/l)	260	184	220	196	176	136	128	135	125	145
Nitrate (as N)	10 ST	14797-55-8	(mg/l)	0.56	1.82	0.51	0.6	0.92	1.54	0.98	0.73	0.5	1.31
Phenols, total	0.001 ST	-	(mg/l)	0.005 U	0.005 U	0.005 U	0.005 U	0.005 U	0.005 U	0.005 U	0.005 U	0.005 U	0.005 U
Sulfate	250 ST	14808-79-8	(mg/l)	30.2	46.5	46.2	44.2	46.8	44.8	34.3	44.2	35.3	53.8
Total Organic Carbon	-	-	(mg/l)	1.6	1 U	1.4	1.8	1.8	2	2.4	2.4	1.9	2
Total Dissolved Solids	-	-	(mg/l)	1,020	1,770	2,060	2,050	1,780	1,960	1,720	2,060	2,200	2,320
Total Kjeldahl Nitrogen (as N)	-	7727-37-9	(mg/l)	0.61	1.76	1.35	1.80	1.67	1.62	2.4	1.37	1.1	1.01

NOTES:

NS: Not sampled

U: Analyzed for but not detected, value shown is instrument detection limit

J: Concentration exceeds Standard/Guidance Value

J: Reported value is estimated due to variance from quality control limits

Appendix A-1


SONIA ROAD LANDFILL
POST CLOSURE GROUNDWATER MONITORING PROGRAM
HISTORIC AND CURRENT SAMPLE RESULTS
LEACHATE INDICATORS

CONSTITUENT	NYSDEC Class GA Groundwater Standards/Guidance Values	CAS #	SITE : DATE : UNITS:	MW-01D	MW-01D	MW-01D	MW-01D	MW-01D	MW-01D	MW-01D	MW-01D	MW-01D	MW-01D
				11/28/2006	2/21/2007	(mg/l)	(mg/l)	(mg/l)	(mg/l)	(mg/l)	(mg/l)	(mg/l)	(mg/l)
Color (APHA Units)	-	-	(units)	5	20								
Alkalinity (as CaCO ₃)	-	471-34-1	(mg/l)	77.0	55.2								
Ammonia (as N)	2 ST	7664-41-7	(mg/l)	0.68	0.10 U								
Biochemical Oxygen Demand	-	-	(mg/l)	2 U	10								
Bromide	2 GV	24959-67-9	(mg/l)	0.5	0.5 U								
Chemical Oxygen Demand	-	-	(mg/l)	67.3	38.3								
Chloride	250 ST	16887-00-6	(mg/l)	1,510	689								
Hardness (as CaCO ₃)	-	-	(mg/l)	200	120								
Nitrate (as N)	10 ST	14797-55-8	(mg/l)	0.58	0.61								
Phenols, total	0.001 ST	-	(mg/l)	0.005 U	0.005 U								
Sulfate	250 ST	14808-79-8	(mg/l)	84	36.3								
Total Organic Carbon	-	-	(mg/l)	2.5	11.5								
Total Dissolved Solids	-	-	(mg/l)	2,840	1,240								
Total Kjeldahl Nitrogen (as N)	-	7727-37-9	(mg/l)	1.49	3.65								

NOTES:

NS: Not sampled

U: Analyzed for but not detected, value shown is instrument detection limit

: Concentration exceeds Standard/Guidance Value

J: Reported value is estimated due to variance from quality control limits

Appendix A-1

SONIA ROAD LANDFILL
POST CLOSURE GROUNDWATER MONITORING PROGRAM
HISTORIC AND CURRENT SAMPLE RESULTS
LEACHATE INDICATORS

CONSTITUENT	NYSDEC Class GA Groundwater Standards/Guidance Values	CAS #	SITE : DATE : UNITS:	MW-011	MW-011	MW-011	MW-011	MW-011	MW-011	MW-011	MW-011	MW-011	MW-011
				10/24/1997	11/30/2000	01/30/2001	8/21/2002	11/20/2002	3/5/2003	6/3/2003	8/21/2003	11/10/2003	2/26/2004
Color (APHA Units)	-	-	(units)	NS	5 U	5 U	NS	5	NS	NS	10	NS	NS
Alkalinity (as CaCO3)	-	471-34-1	(mg/l)	20.7	65.6	50	14.8	23.4	65.8	58.7	63.8	50	34.8
Ammonia (as N)	2 ST	7664-41-7	(mg/l)	0.9	0.24	0.63	0.15	0.1 U	0.45	0.25	0.1 U	0.93	1.53
Biochemical Oxygen Demand	-	-	(mg/l)	2 U	2	2 U	2 U	2 U	2 U	8	7	2 U	2 U
Bromide	2 GV	24959-67-9	(mg/l)	0.5 U	0.5 U	0.5 U	0.5 U	0.5 U	0.5 U	1.1	0.5 U	1.3	1 U
Chemical Oxygen Demand	-	-	(mg/l)	3 U	10 U	10 U	12.7	10 U	30	10 U	16.8	11.9	13.1
Chloride	250 ST	16887-00-6	(mg/l)	195	34.6	72	16.4	68.7	59.5	13.1	122	96.7	98.8
Hardness (as CaCO3)	-	-	(mg/l)	42	5	30	40	32	80	14	48	106	140
Nitrate (as N)	10 ST	14797-55-8	(mg/l)	0.72	0.53	1.3	2.74	0.6	0.1 U	0.1 U	0.91	0.79	0.26
Phenols, total	0.001 ST	-	(mg/l)	0.0010 U	0.005 U	0.005 U	0.005 U	0.005 U	0.005 U	0.005 U	0.005 U	0.005 U	0.005 U
Sulfate	250 ST	14808-79-8	(mg/l)	35.2	10.2	5 U	5 U	12.1	23.4	9.2	5 U	9.6	7.7
Total Organic Carbon	-	-	(mg/l)	2.8	1.7	0.99 J	1.4	1 U	1.4	1 U	1 U	1 U	1 U
Total Dissolved Solids	-	-	(mg/l)	356	179	310	86	310	201	87	307	214	2910
Total Kjeldahl Nitrogen (as N)	-	7727-37-9	(mg/l)	0.2 U	0.35	1.16	0.21	0.45	0.7	0.23	0.84	1.41	1.12

CONSTITUENT	NYSDEC Class GA Groundwater Standards/Guidance Values	CAS #	SITE : DATE : UNITS:	MW-011	MW-011	MW-011	MW-011	MW-011	MW-011	MW-011	MW-011	MW-011	MW-011
				5/20/2004	8/19/2004	11/8/2004	2/28/2005	5/25/2005	8/24/2005	11/28/2005	2/24/2006	5/17/2006	8/8/2006
Color (APHA Units)	-	-	(units)	5 U	NS	NS	5 U	NS	NS	NS	NS	NS	NS
Alkalinity (as CaCO3)	-	471-34-1	(mg/l)	42.6	37.6	39.2	29.4	28.4	17.6	22.6	27.8	25.2	39.6
Ammonia (as N)	2 ST	7664-41-7	(mg/l)	0.55	0.1 U	0.1 U	0.1 U	1.24	0.92	1.02	0.77	0.6	0.72
Biochemical Oxygen Demand	-	-	(mg/l)	2	2 U	2 U	2 U	2 U	2 U	2 U	2 U	2	2
Bromide	2 GV	24959-67-9	(mg/l)	0.5 U	0.5 U	0.5 U	0.5 U	0.9	1.1	1.4	0.5 U	0.5 U	0.5 U
Chemical Oxygen Demand	-	-	(mg/l)	10 U	10 U	10 U	16.8	14.3	10 U	10 U	10 U	10 U	10 U
Chloride	250 ST	16887-00-6	(mg/l)	21.9	31.2	26.9	29.6	20.3	15.5	16	17.2	15.3	19.2
Hardness (as CaCO3)	-	-	(mg/l)	22	15	26	92	40	31	32	25	26	50
Nitrate (as N)	10 ST	14797-55-8	(mg/l)	1.55	1.63	1.88	1.41	0.1 U	0.74	0.5	0.12	0.62	0.1 U
Phenols, total	0.001 ST	-	(mg/l)	0.005 U	0.005 U	0.005 U	0.005 U	0.005 U	0.005 U	0.005 U	0.005 U	0.005 U	0.005 U
Sulfate	250 ST	14808-79-8	(mg/l)	9.8	5 U	5 U	6.2	8.9	11.2	14	11.3	6.5	6.5
Total Organic Carbon	-	-	(mg/l)	1 U	1 U	1 U	1 U	1 U	1.2	1.2	1.1	1	1 U
Total Dissolved Solids	-	-	(mg/l)	157	119	125	121	140	169	119	92	79	97
Total Kjeldahl Nitrogen (as N)	-	7727-37-9	(mg/l)	0.84	0.59	0.56	0.30	1.59	1.15	2.03	1.03	0.8	1.22

NOTES:

NS: Not sampled

U: Analyzed for but not detected, value shown is instrument detection limit

: Concentration exceeds Standard/Guidance Value

J: Reported value is estimated due to variance from quality control limits

Appendix A-1


SONIA ROAD LANDFILL
 POST CLOSURE GROUNDWATER MONITORING PROGRAM
 HISTORIC AND CURRENT SAMPLE RESULTS
 LEACHATE INDICATORS

CONSTITUENT	NYSDEC Class GA Groundwater Standards/Guidance Values	CAS #	SITE : DATE : UNITS:	MW-01I	MW-01I	MW-01I	MW-01I	MW-01I	MW-01I	MW-01I	MW-01I	MW-01I	MW-01I
				11/28/2006	2/21/2007	(mg/l)	(mg/l)	(mg/l)	(mg/l)	(mg/l)	(mg/l)	(mg/l)	(mg/l)
Color (APHA Units)	-	-	(units)	5 U	5								
Alkalinity (as CaCO3)	-	471-34-1	(mg/l)	37.4	25.5								
Ammonia (as N)	2 ST	7664-41-7	(mg/l)	0.65	0.10 U								
Biochemical Oxygen Demand	-	-	(mg/l)	2	3								
Bromide	2 GV	24959-67-9	(mg/l)	0.5 U	0.5 U								
Chemical Oxygen Demand	-	-	(mg/l)	10 U	10 U								
Chloride	250 ST	16887-00-6	(mg/l)	16.7	20.7								
Hardness (as CaCO3)	-	-	(mg/l)	55	50.0								
Nitrate (as N)	10 ST	14797-55-8	(mg/l)	0.30	1.01								
Phenols, total	0.001 ST	-	(mg/l)	0.005 U	0.005 U								
Sulfate	250 ST	14808-79-8	(mg/l)	14.3	16.2								
Total Organic Carbon	-	-	(mg/l)	1 U	2.4								
Total Dissolved Solids	-	-	(mg/l)	100	90								
Total Kjeldahl Nitrogen (as N)	-	7727-37-9	(mg/l)	1.10	0.97								

NOTES:

NS: Not sampled

U: Analyzed for but not detected, value shown is instrument detection limit

: Concentration exceeds Standard/Guidance Value

J: Reported value is estimated due to variance from quality control limits

Appendix A-1

SONIA ROAD LANDFILL
POST CLOSURE GROUNDWATER MONITORING PROGRAM
HISTORIC AND CURRENT SAMPLE RESULTS
LEACHATE INDICATORS


CONSTITUENT	NYSDEC Class GA Groundwater Standards/Guidance Values	CAS #	SITE :	MW-01S	MW-01S	MW-01S	MW-01S	MW-01S	MW-01S	MW-01S	MW-01S	MW-01S	MW-01S
			DATE :	10/24/1997	11/30/2000	01/29/2001	8/21/2002	11/20/2002	3/5/2003	6/3/2003	8/21/2003	11/10/2003	2/26/2004
			UNITS:	(mg/l)	(mg/l)	(mg/l)	(mg/l)	(mg/l)	(mg/l)	(mg/l)	(mg/l)	(mg/l)	(mg/l)
Color (APHA Units)	-	-	(units)	80	50	50	NS	50	NS	NS	20	NS	NS
Alkalinity (as CaCO ₃)	-	471-34-1	(mg/l)	264	183	180	126	211	177	151	161	165	192
Ammonia (as N)	2 ST	7664-41-7	(mg/l)	1	2.1	2.2	1.46	2.03	1.04	0.93	0.1 U	1.57	0.44
Biochemical Oxygen Demand	-	-	(mg/l)	2 U	2 U	6	2 U	2 U	2 U	4	8	2 U	2 U
Bromide	2 GV	24959-67-9	(mg/l)	0.7	0.5	0.5 U	0.5 U	0.5 U	0.5 U	0.5 U	0.5 U	5.1	1 U
Chemical Oxygen Demand	-	-	(mg/l)	46	29.6	10.7	22.5	29.8	83.2	10 U	21.6	38.6	33
Chloride	250 ST	16887-00-6	(mg/l)	69.7	28.4	42	36.6	40.9	60.7	131	65.8	158	56.6
Hardness (as CaCO ₃)	-	-	(mg/l)	310	140	200	240	520	200	270	320	460	54
Nitrate (as N)	10 ST	14797-55-8	(mg/l)	0.1 U	0.1 U	0.080 J	0.1 U	0.1 U	0.1 U	0.12	0.55	0.1 U	0.26
Phenols, total	0.001 ST	-	(mg/l)	0.0010 U	0.005 U	0.005 U	0.005 U	0.005 U	0.005 U	0.005 U	0.005 U	0.005 U	0.005 U
Sulfate	250 ST	14808-79-8	(mg/l)	36.3	50	42.5	78	89	117	108	188	282	140
Total Organic Carbon	-	-	(mg/l)	11.7	6	9.1	4.8	5.1	6.9	4.3	5.6	8.3	7.4
Total Dissolved Solids	-	-	(mg/l)	432	259	310	250	420	74	506	534	690	498
Total Kjeldahl Nitrogen (as N)	-	7727-37-9	(mg/l)	2.3	1.9	3.3	1.26	2.11	1.21	0.84	0.85	1.72	0.77

CONSTITUENT	NYSDEC Class GA Groundwater Standards/Guidance Values	CAS #	SITE :	MW-01S	MW-01S	MW-01S	MW-01S	MW-01S	MW-01S	MW-01S	MW-01S	MW-01S	MW-01S
			DATE :	5/20/2004	8/19/2004	11/8/2004	2/28/2005	5/25/2005	8/24/2005	11/28/2005	2/24/2006	5/17/2006	8/8/2006
			UNITS:	(mg/l)	(mg/l)	(mg/l)	(mg/l)	(mg/l)	(mg/l)	(mg/l)	(mg/l)	(mg/l)	(mg/l)
Color (APHA Units)	-	-	(units)	20	NS	NS	20	NS	NS	NS	NS	NS	NS
Alkalinity (as CaCO ₃)	-	471-34-1	(mg/l)	184	127	150	171	174	160	121	257	204	190
Ammonia (as N)	2 ST	7664-41-7	(mg/l)	1.15	0.1 U	0.24	0.27	0.37	0.22	0.16	0.18	0.29	0.27
Biochemical Oxygen Demand	-	-	(mg/l)	2 U	2 U	2 U	10	2 U	2 U	2 U	4	2 U	2 U
Bromide	2 GV	24959-67-9	(mg/l)	0.5 U	0.8	1.8	1.4	1.2	0.5 U	0.5 U	0.7	0.5	0.7
Chemical Oxygen Demand	-	-	(mg/l)	10 U	10 U	15.6	36.8	26.8	24.3	10 U	41.2	38.7	16
Chloride	250 ST	16887-00-6	(mg/l)	72.1	73.2	83.9	82.9	118	69.2	48.4	85.3	103	78.2
Hardness (as CaCO ₃)	-	-	(mg/l)	750	190	248	300	290	250	196	330	280	260
Nitrate (as N)	10 ST	14797-55-8	(mg/l)	0.1 U	0.61	0.11	0.1 U	0.1 U	0.12	0.74	0.19	0.1 U	0.1 U
Phenols, total	0.001 ST	-	(mg/l)	0.005 U	0.005 U	0.005 U	0.005 U	0.005 U	0.005 U	0.005 U	0.005 U	0.005 U	0.005 U
Sulfate	250 ST	14808-79-8	(mg/l)	130	104	140	98.5	87	88.5	86	76	108	98
Total Organic Carbon	-	-	(mg/l)	6.6	5.2	6.1	6.4	7.2	9.2	5.4	13.1	11.1	9.3
Total Dissolved Solids	-	-	(mg/l)	477	455	497	468	491	545	344	572	550	472
Total Kjeldahl Nitrogen (as N)	-	7727-37-9	(mg/l)	1.07	1.09	0.68	0.47	0.56	2.83	1.24	0.49	0.51	0.49

NOTES:

NS: Not sampled

U: Analyzed for but not detected, value shown is instrument detection limit

: Concentration exceeds Standard/Guidance Value

J: Reported value is estimated due to variance from quality control limits

Appendix A-1

SONIA ROAD LANDFILL
 POST CLOSURE GROUNDWATER MONITORING PROGRAM
 HISTORIC AND CURRENT SAMPLE RESULTS
 LEACHATE INDICATORS

CONSTITUENT	NYSDEC Class GA Groundwater Standards/Guidance Values	CAS #	SITE : DATE : UNITS:	MW-01S	MW-01S	MW-01S	MW-01S	MW-01S	MW-01S	MW-01S	MW-01S	MW-01S	MW-01S
				11/28/2006 (mg/l)	2/21/2007 (mg/l)	(mg/l)	(mg/l)	(mg/l)	(mg/l)	(mg/l)	(mg/l)	(mg/l)	(mg/l)
Color (APHA Units)	-	-	(units)	70	30								
Alkalinity (as CaCO ₃)	-	471-34-1	(mg/l)	198	242								
Ammonia (as N)	2 ST	7664-41-7	(mg/l)	0.33	0.10 U								
Biochemical Oxygen Demand	-	-	(mg/l)	2 U	5								
Bromide	2 GV	24959-67-9	(mg/l)	1.2	0.5 U								
Chemical Oxygen Demand	-	-	(mg/l)	21.1	40.9								
Chloride	250 ST	16887-00-6	(mg/l)	78.1	69.3								
Hardness (as CaCO ₃)	-	-	(mg/l)	320	360								
Nitrate (as N)	10 ST	14797-55-8	(mg/l)	0.19	0.36								
Phenols, total	0.001 ST	-	(mg/l)	0.005 U	0.005 U								
Sulfate	250 ST	14808-79-8	(mg/l)	177	141								
Total Organic Carbon	-	-	(mg/l)	10.1	12.0								
Total Dissolved Solids	-	-	(mg/l)	604	562								
Total Kjeldahl Nitrogen (as N)	-	7727-37-9	(mg/l)	0.84	1.38								

NOTES:

NS: Not sampled

U: Analyzed for but not detected, value shown is instrument detection limit

: Concentration exceeds Standard/Guidance Value

J: Reported value is estimated due to variance from quality control limits

Appendix A-1

SONIA ROAD LANDFILL
POST CLOSURE GROUNDWATER MONITORING PROGRAM
HISTORIC AND CURRENT SAMPLE RESULTS
LEACHATE INDICATORS

CONSTITUENT	NYSDEC Class GA Groundwater Standards/Guidance Values	CAS #	SITE : DATE : UNITS:	MW-02D	MW-02D	MW-02D	MW-02D	MW-02D	MW-02D	MW-02D	MW-02D	MW-02D	MW-02D
				MW-02D	MW-02D	MW-02D	MW-02D	MW-02D	MW-02D	MW-02D	MW-02D	MW-02D	MW-02D
Color (APHA Units)	-	-	(units)	5 U	5 U	5 U	NS	5	NS	NS	5 U	NS	NS
Alkalinity (as CaCO3)	-	471-34-1	(mg/l)	10.2	13.8	14	10.5	11.9	13.6	13.5	13.6	12.4	13
Ammonia (as N)	2 ST	7664-41-7	(mg/l)	0.24	0.2	0.22	0.1 U	0.1 U	0.1 U	0.1 U	0.1 U	0.1 U	0.1 U
Biochemical Oxygen Demand	-	-	(mg/l)	2 U	2 U	2 U	2 U	2 U	2 U	4	11	2 U	8
Bromide	2 GV	24959-67-9	(mg/l)	0.5 U	0.5 U	0.5 U	0.5 U	0.5 U	0.5 U	0.5 U	0.8	0.5	1 U
Chemical Oxygen Demand	-	-	(mg/l)	15 U	73	10 U	10 U	10 U	10 U	10 U	10 U	10 U	10 U
Chloride	250 ST	16887-00-6	(mg/l)	9.4	5.2	5.5	4.3	6.4	7.3	8.6	6.3	5.4	8.5
Hardness (as CaCO3)	-	-	(mg/l)	30	30	68	34	40	24	36	100	42	48
Nitrate (as N)	10 ST	14797-55-8	(mg/l)	1.4	1.2	1	0.69	1.48	1.49	1.45	1.47	1.62	1.51
Phenols, total	0.001 ST	-	(mg/l)	0.0010 U	0.005 U	0.005 U	0.005 U	0.005 U	0.005 U	0.005 U	0.005 U	0.005 U	0.005 U
Sulfate	250 ST	14808-79-8	(mg/l)	12.6	5 U	8.2	18.6	19.2	18.9	16.1	18.3	19.8	17.9
Total Organic Carbon	-	-	(mg/l)	0.7	1 U	0.88 J	1.2	1 U	1 U	1 U	1 U	1 U	1 U
Total Dissolved Solids	-	-	(mg/l)	76	96	80	60	110	80	73	91	69	139
Total Kjeldahl Nitrogen (as N)	-	7727-37-9	(mg/l)	0.23	0.19	0.340	0.1 U	0.1 U	0.18	0.1 U	0.1 U	0.1 U	0.1 U

CONSTITUENT	NYSDEC Class GA Groundwater Standards/Guidance Values	CAS #	SITE : DATE : UNITS:	MW-02D	MW-02D	MW-02D	MW-02D	MW-02D	MW-02D	MW-02D	MW-02D	MW-02D	MW-02D
				MW-02D	MW-02D	MW-02D	MW-02D	MW-02D	MW-02D	MW-02D	MW-02D	MW-02D	MW-02D
Color (APHA Units)	-	-	(units)	5 U	NS	NS	5 U	NS	NS	NS	NS	NS	NS
Alkalinity (as CaCO3)	-	471-34-1	(mg/l)	13.9	14.2	14.2	11.6	11	11.1	11.5	24.7	12.6	11.3
Ammonia (as N)	2 ST	7664-41-7	(mg/l)	0.11	0.1 U	0.1 U	0.1 U	0.1 U	0.1 U	0.10 U	0.36	0.1 U	0.1 U
Biochemical Oxygen Demand	-	-	(mg/l)	2 U	2 U	2 U	2 U	2 U	2 U	2.0 U	2 U	2 U	2 U
Bromide	2 GV	24959-67-9	(mg/l)	0.5 U	0.5 U	0.5 U	0.8	0.5	0.8	0.7	0.5	0.5 U	0.6
Chemical Oxygen Demand	-	-	(mg/l)	13.1	10 U	10 U	10 U	10 U	10 U	10 U	10 U	10 U	10 U
Chloride	250 ST	16887-00-6	(mg/l)	6.4	7.3	7	9.8	9.1	9.4	8.6	8.4	7.7	7.8
Hardness (as CaCO3)	-	-	(mg/l)	110	18	39	38	40	37	39	48	33	35
Nitrate (as N)	10 ST	14797-55-8	(mg/l)	1.69	1.36	1.38	1.35	1.35	1.31	1.25	1.2	1.32	1.2
Phenols, total	0.001 ST	-	(mg/l)	0.005 U	0.005 U	0.005 U	0.005 U	0.005 U	0.005 U	0.005 U	0.005 U	0.005 U	0.005 U
Sulfate	250 ST	14808-79-8	(mg/l)	25.6	20.3	20.1	22.2	8.8	18.6	18.2	17.7	17.9	19.3
Total Organic Carbon	-	-	(mg/l)	1 U	1 U	1 U	1 U	1 U	1 U	1 U	1 U	1 U	1 U
Total Dissolved Solids	-	-	(mg/l)	88	83	95	81	88	137	48	79	67	81
Total Kjeldahl Nitrogen (as N)	-	7727-37-9	(mg/l)	0.27	0.11	0.21	0.14	0.1 U	0.1 U	0.1	0.34	0.12	0.64

NOTES:

NS: Not sampled

U: Analyzed for but not detected, value shown is instrument detection limit

: Concentration exceeds Standard/Guidance Value

J: Reported value is estimated due to variance from quality control limits

Appendix A-1


SONIA ROAD LANDFILL
 POST CLOSURE GROUNDWATER MONITORING PROGRAM
 HISTORIC AND CURRENT SAMPLE RESULTS
 LEACHATE INDICATORS

CONSTITUENT	NYSDEC Class GA Groundwater Standards/Guidance Values	CAS #	SITE : DATE : UNITS:	MW-02D	MW-02D	MW-02D	MW-02D	MW-02D	MW-02D	MW-02D	MW-02D	MW-02D	MW-02D
				11/30/2006 (mg/l)	2/22/2007 (mg/l)	(mg/l)	(mg/l)	(mg/l)	(mg/l)	(mg/l)	(mg/l)	(mg/l)	(mg/l)
Color (APHA Units)	-	-	(units)	5 U	5								
Alkalinity (as CaCO ₃)	-	471-34-1	(mg/l)	9.3	8.2								
Ammonia (as N)	2 ST	7664-41-7	(mg/l)	0.1 U	0.10 U								
Biochemical Oxygen Demand	-	-	(mg/l)	2 U	2 U								
Bromide	2 GV	24959-67-9	(mg/l)	0.8	0.5 U								
Chemical Oxygen Demand	-	-	(mg/l)	10 U	10 U								
Chloride	250 ST	16887-00-6	(mg/l)	6.3	6.7								
Hardness (as CaCO ₃)	-	-	(mg/l)	28	40.0								
Nitrate (as N)	10 ST	14797-55-8	(mg/l)	0.64	0.44								
Phenols, total	0.001 ST	-	(mg/l)	0.005 U	0.005 U								
Sulfate	250 ST	14808-79-8	(mg/l)	17.9	19.3								
Total Organic Carbon	-	-	(mg/l)	1 U	1.0 U								
Total Dissolved Solids	-	-	(mg/l)	61	67								
Total Kjeldahl Nitrogen (as N)	-	7727-37-9	(mg/l)	0.18	0.55								

NOTES:

NS: Not sampled

U: Analyzed for but not detected, value shown is instrument detection limit

 : Concentration exceeds Standard/Guidance Value

J: Reported value is estimated due to variance from quality control limits

Appendix A-1

**SONIA ROAD LANDFILL
POST CLOSURE GROUNDWATER MONITORING PROGRAM
HISTORIC AND CURRENT SAMPLE RESULTS
LEACHATE INDICATORS**

CONSTITUENT	NYSDEC Class GA Groundwater Standards/Guidance Values	CAS #	SITE : DATE : UNITS:	MW-021	MW-021	MW-021	MW-021	MW-021	MW-021	MW-021	MW-021	MW-021	MW-021
				10/27/1997	12/01/2000	01/30/2001	8/21/2002	11/20/2002	3/7/2003	6/3/2003	8/21/2003	11/11/2003	2/26/2004
Color (APHA Units)	-	-	(units)	5 U	5 U	5 U	NS	10	NS	NS	10	NS	NS
Alkalinity (as CaCO ₃)	-	471-34-1	(mg/l)	12.3	9	9.3	4.5	9.6	16.2	17.2	7.4	7.5	9.4
Ammonia (as N)	2 ST	7664-41-7	(mg/l)	0.65	9.1	0.64	0.10 U	0.1 U	0.29	0.19	0.1 U	0.1 U	0.1 U
Biochemical Oxygen Demand	-	-	(mg/l)	2 U	2 U	2 U	2 U	2 U	2 U	3	7	3	3
Bromide	2 GV	24959-67-9	(mg/l)	0.5 U	0.5 U	0.5 U	0.5 U	0.5 U	0.5 U	0.5 U	0.5 U	0.5 U	1 U
Chemical Oxygen Demand	-	-	(mg/l)	15 U	56.7	10 U	12.7	10 U	14	10 U	10 U	10 U	28
Chloride	250 ST	16887-00-6	(mg/l)	10	12.8	15	10.8	3.8	14	6.2	8.2	11.1	14.7
Hardness (as CaCO ₃)	-	-	(mg/l)	26	34	80	32	90	44	46	42	40	44
Nitrate (as N)	10 ST	14797-55-8	(mg/l)	1.9	2.2	2.4	2.39	2.56	1.68	1.92	2.72	2.82	2.28
Phenols, total	0.001 ST	-	(mg/l)	0.0010 U	0.005 U	0.005 U	0.005 U	0.005 U	0.005 U	0.005 U	0.005 U	0.005 U	0.005 U
Sulfate	250 ST	14808-79-8	(mg/l)	32.9	5.4	7.80	10.3	13.8	25.1	27.7	16.6	13.9	15
Total Organic Carbon	-	-	(mg/l)	1.5	1.5	1.1	1.3	1.3	3.2	2.3	1 U	1 U	1 U
Total Dissolved Solids	-	-	(mg/l)	103	88	99	58	97	83	82	112	74	69
Total Kjeldahl Nitrogen (as N)	-	7727-37-9	(mg/l)	0.8	9	1.20	0.1 U	0.28	1.45	0.66	0.26	0.46	0.36

CONSTITUENT	NYSDEC Class GA Groundwater Standards/Guidance Values	CAS #	SITE : DATE : UNITS:	MW-021	MW-021	MW-021	MW-021	MW-021	MW-021	MW-021	MW-021	MW-021	MW-021
				5/20/2004	8/20/2004	11/8/2004	2/28/2005	5/26/2005	8/24/2005	11/29/2005	2/28/2006	5/18/2006	8/10/2006
Color (APHA Units)	-	-	(units)	20	NS	NS	5 U	NS	NS	NS	NS	NS	NS
Alkalinity (as CaCO ₃)	-	471-34-1	(mg/l)	32.1	10.2	17.8	8.8	8.3	7.4	6.4	9.1	17	25.4
Ammonia (as N)	2 ST	7664-41-7	(mg/l)	0.23	0.1 U	0.1 U	0.71	0.66	0.42	0.85	0.65	0.33	0.27
Biochemical Oxygen Demand	-	-	(mg/l)	2	2 U	8	2 U	2 U	2 U	2 U	2 U	2 U	2 U
Bromide	2 GV	24959-67-9	(mg/l)	0.5 U	1	0.8	0.5 U	0.9	0.9	1.1	0.5	0.5 U	0.5
Chemical Oxygen Demand	-	-	(mg/l)	23	10 U	10 U	10 U	10 U	10 U	10 U	10 U	10 U	10 U
Chloride	250 ST	16887-00-6	(mg/l)	8.3	11.4	11.3	11.4	12.4	15	26.4	31.4	38.2	24.3
Hardness (as CaCO ₃)	-	-	(mg/l)	110	25	39	34	36	37	42	39	53	64
Nitrate (as N)	10 ST	14797-55-8	(mg/l)	2.19	3.04	3.03	2.28	2.19	1.96	1.9	2.05	1.4	1.76
Phenols, total	0.001 ST	-	(mg/l)	0.005 U	0.005 U	0.005 U	0.005 U	0.005 U	0.005 U	0.005 U	0.005 U	0.005 U	0.005 U
Sulfate	250 ST	14808-79-8	(mg/l)	27.2	19.4	16.5	16	15.3	17.1	8.5	7.8	27.2	33.5
Total Organic Carbon	-	-	(mg/l)	5.7	1 U	1.3	1 U	1 U	1.2	1 U	1.2	1 U	1.2
Total Dissolved Solids	-	-	(mg/l)	127	111	87	80	90	129	81	109	134	135
Total Kjeldahl Nitrogen (as N)	-	7727-37-9	(mg/l)	1.02	0.86	0.92	0.84	0.64	0.64	0.86	0.84	1.06	0.46

NOTES:

NS: Not sampled

U: Analyzed for but not detected, value shown is instrument detection limit

: Concentration exceeds Standard/Guidance Value

J: Reported value is estimated due to variance from quality control limits

Appendix A-1


SONIA ROAD LANDFILL
 POST CLOSURE GROUNDWATER MONITORING PROGRAM
 HISTORIC AND CURRENT SAMPLE RESULTS
 LEACHATE INDICATORS

CONSTITUENT	NYSDEC Class GA Groundwater Standards/Guidance Values	CAS #	SITE : DATE : UNITS:	MW-02I	MW-02I	MW-02I	MW-02I	MW-02I	MW-02I	MW-02I	MW-02I	MW-02I	MW-02I
				11/30/2006 (mg/l)	2/22/2007 (mg/l)	(mg/l)	(mg/l)	(mg/l)	(mg/l)	(mg/l)	(mg/l)	(mg/l)	(mg/l)
Color (APHA Units)	-	-	(units)	5 U	5								
Alkalinity (as CaCO ₃)	-	471-34-1	(mg/l)	31.4	20.9								
Ammonia (as N)	2 ST	7664-41-7	(mg/l)	0.53	0.10 U								
Biochemical Oxygen Demand	-	-	(mg/l)	2 U	2 U								
Bromide	2 GV	24959-67-9	(mg/l)	0.8	0.5 U								
Chemical Oxygen Demand	-	-	(mg/l)	10 U	10 U								
Chloride	250 ST	16887-00-6	(mg/l)	36.8	37.9								
Hardness (as CaCO ₃)	-	-	(mg/l)	76	64.0								
Nitrate (as N)	10 ST	14797-55-8	(mg/l)	1.62	1.74								
Phenols, total	0.001 ST	-	(mg/l)	0.005 U	0.005 U								
Sulfate	250 ST	14808-79-8	(mg/l)	18.4	23.6								
Total Organic Carbon	-	-	(mg/l)	1.2	1.3								
Total Dissolved Solids	-	-	(mg/l)	129	159								
Total Kjeldahl Nitrogen (as N)	-	7727-37-9	(mg/l)	0.82	0.71								

NOTES:

NS: Not sampled

U: Analyzed for but not detected, value shown is instrument detection limit

 : Concentration exceeds Standard/Guidance Value

J: Reported value is estimated due to variance from quality control limits

Appendix A-1

SONIA ROAD LANDFILL
POST CLOSURE GROUNDWATER MONITORING PROGRAM
HISTORIC AND CURRENT SAMPLE RESULTS
LEACHATE INDICATORS

CONSTITUENT	NYSDEC Class GA Groundwater Standards/Guidance Values	CAS #	SITE :	MW-02S	MW-02S	MW-02S	MW-02S	MW-02S	MW-02S	MW-02S	MW-02S
			DATE :	10/27/1997	11/30/2000	01/31/2001	8/21/2002	11/20/2002	3/5/2003	6/3/2003	8/21/2003
			UNITS:	(mg/l)	(mg/l)	(mg/l)	(mg/l)	(mg/l)	(mg/l)	(mg/l)	(mg/l)
Color (APHA Units)	-	-	(units)	5 U	5 U	5 U	NS	NS	NS	NS	NS
Alkalinity (as CaCO3)	-	471-34-1	(mg/l)	86.6	86.2	85	NS	NS	NS	NS	NS
Ammonia (as N)	2 ST	7664-41-7	(mg/l)	0.08	1.5	1.1	NS	NS	NS	NS	NS
Biochemical Oxygen Demand	-	-	(mg/l)	2 U	2 U	2	NS	NS	NS	NS	NS
Bromide	2 GV	24959-67-9	(mg/l)	0.5 U	0.5 U	0.5 U	NS	NS	NS	NS	NS
Chemical Oxygen Demand	-	-	(mg/l)	15 U	10 U	10 U	NS	NS	NS	NS	NS
Chloride	250 ST	16887-00-6	(mg/l)	21.2	9.5	10	NS	NS	NS	NS	NS
Hardness (as CaCO3)	-	-	(mg/l)	92	88	120	NS	NS	NS	NS	NS
Nitrate (as N)	10 ST	14797-55-8	(mg/l)	0.82	2.4	1.8	NS	NS	NS	NS	NS
Phenols, total	0.001 ST	-	(mg/l)	0.0010 U	0.005 U	0.005 U	NS	NS	NS	NS	NS
Sulfate	250 ST	14808-79-8	(mg/l)	20.9	26.6	19.2	NS	NS	NS	NS	NS
Total Organic Carbon	-	-	(mg/l)	2.2	1.6	2.7	NS	NS	NS	NS	NS
Total Dissolved Solids	-	-	(mg/l)	171	138	170	NS	NS	NS	NS	NS
Total Kjeldahl Nitrogen (as N)	-	7727-37-9	(mg/l)	0.2	1.4	1.1	NS	NS	NS	NS	NS

CONSTITUENT	NYSDEC Class GA Groundwater Standards/Guidance Values	CAS #	SITE :	MW-02S	MW-02S	MW-02S	MW-02S	MW-02S	MW-02S	MW-02S	MW-02S
			DATE :	11/11/2003	2/26/2004	5/20/2004	8/20/2004	11/10/2004	2/28/2005	5/26/2005	8/24/2005
			UNITS:	(mg/l)	(mg/l)	(mg/l)	(mg/l)	(mg/l)	(mg/l)	(mg/l)	(mg/l)
Color (APHA Units)	-	-	(units)	NS	NS	NS	NS	NS	NS	NS	NS
Alkalinity (as CaCO3)	-	471-34-1	(mg/l)	NS	NS	NS	NS	NS	NS	NS	NS
Ammonia (as N)	2 ST	7664-41-7	(mg/l)	NS	NS	NS	NS	NS	NS	NS	NS
Biochemical Oxygen Demand	-	-	(mg/l)	NS	NS	NS	NS	NS	NS	NS	NS
Bromide	2 GV	24959-67-9	(mg/l)	NS	NS	NS	NS	NS	NS	NS	NS
Chemical Oxygen Demand	-	-	(mg/l)	NS	NS	NS	NS	NS	NS	NS	NS
Chloride	250 ST	16887-00-6	(mg/l)	NS	NS	NS	NS	NS	NS	NS	NS
Hardness (as CaCO3)	-	-	(mg/l)	NS	NS	NS	NS	NS	NS	NS	NS
Nitrate (as N)	10 ST	14797-55-8	(mg/l)	NS	NS	NS	NS	NS	NS	NS	NS
Phenols, total	0.001 ST	-	(mg/l)	NS	NS	NS	NS	NS	NS	NS	NS
Sulfate	250 ST	14808-79-8	(mg/l)	NS	NS	NS	NS	NS	NS	NS	NS
Total Organic Carbon	-	-	(mg/l)	NS	NS	NS	NS	NS	NS	NS	NS
Total Dissolved Solids	-	-	(mg/l)	NS	NS	NS	NS	NS	NS	NS	NS
Total Kjeldahl Nitrogen (as N)	-	7727-37-9	(mg/l)	NS	NS	NS	NS	NS	NS	NS	NS

NOTES:

NS: Not sampled

U: Analyzed for but not detected, value shown is instrument detection limit

█ : Concentration exceeds Standard/Guidance Value

J: Reported value is estimated due to variance from quality control limits

Appendix A-1


SONIA ROAD LANDFILL
 POST CLOSURE GROUNDWATER MONITORING PROGRAM
 HISTORIC AND CURRENT SAMPLE RESULTS
 LEACHATE INDICATORS

CONSTITUENT	NYSDEC Class GA Groundwater Standards/Guidance Values	CAS #	SITE : DATE : UNITS:	MW-02S (mg/l)	MW-02S (mg/l)	MW-02S (mg/l)	MW-02S (mg/l)	MW-02S (mg/l)	MW-02S (mg/l)	MW-02S (mg/l)	MW-02S (mg/l)
Color (APHA Units)	-	-	(units)								
Alkalinity (as CaCO ₃)	-	471-34-1	(mg/l)								
Ammonia (as N)	2 ST	7664-41-7	(mg/l)								
Biochemical Oxygen Demand	-	-	(mg/l)								
Bromide	2 GV	24959-67-9	(mg/l)								
Chemical Oxygen Demand	-	-	(mg/l)								
Chloride	250 ST	16887-00-6	(mg/l)								
Hardness (as CaCO ₃)	-	-	(mg/l)								
Nitrate (as N)	10 ST	14797-55-8	(mg/l)								
Phenols, total	0.001 ST	-	(mg/l)								
Sulfate	250 ST	14808-79-8	(mg/l)								
Total Organic Carbon	-	-	(mg/l)								
Total Dissolved Solids	-	-	(mg/l)								
Total Kjeldahl Nitrogen (as N)	-	7727-37-9	(mg/l)								

NOTES:

NS: Not sampled

U: Analyzed for but not detected, value shown is instrument detection limit

 : Concentration exceeds Standard/Guidance Value

J: Reported value is estimated due to variance from quality control limits

Appendix A-1

SONIA ROAD LANDFILL
POST CLOSURE GROUNDWATER MONITORING PROGRAM
HISTORIC AND CURRENT SAMPLE RESULTS
LEACHATE INDICATORS


CONSTITUENT	NYSDEC Class GA Groundwater Standards/Guidance Values	CAS #	SITE : DATE : UNITS:	MW-03S	MW-03S	MW-03S	MW-03S	MW-03S	MW-03S	MW-03S	MW-03S	MW-03S	MW-03S
				10/30/1997	12/06/2000	02/02/2001	8/22/2002	11/22/2002	3/7/2003	6/5/2003	8/25/2003	11/13/2003	3/2/2004
Color (APHA Units)	-	-	(units)	70	70	100	NS	50	NS	NS	60	NS	NS
Alkalinity (as CaCO ₃)	-	471-34-1	(mg/l)	187	183	160	169	146	5 U	175	297	263	213
Ammonia (as N)	2 ST	7664-41-7	(mg/l)	2	2.3	1.66	2.07	2.7	5.78	1.66	2.08	2.88	0.5 U
Biochemical Oxygen Demand	-	-	(mg/l)	11	11	18	5	13	10	8	8	12	9
Bromide	2 GV	24959-67-9	(mg/l)	0.5 U	0.5 U	0.5 U	1.5	0.5 U	0.5 U	0.5 U	0.6	2.1	3.1
Chemical Oxygen Demand	-	-	(mg/l)	37	10 U	32.6	34.7	44.5	35.3	33.8	77.6	38.6	50.4
Chloride	250 ST	16887-00-6	(mg/l)	75.3	28.8	26.8	37.6	40.2	30.5	21.2	42.9	52.3	32.7
Hardness (as CaCO ₃)	-	-	(mg/l)	190	180	188	220	340	500	400	650	440	300
Nitrate (as N)	10 ST	14797-55-8	(mg/l)	0.1 U	0.1 U	0.254	0.1 U	0.67	0.88	0.1 U	0.27	0.1 U	0.5 U
Phenols, total	0.001 ST	-	(mg/l)	0.0018	0.005 U	0.005 U	0.005 U	0.005 U	0.005 U	0.005 U	0.005 U	0.005 U	0.005 U
Sulfate	250 ST	14808-79-8	(mg/l)	5 U	5.1	19	96	545	860	96.5	30.4	5.7	11.2
Total Organic Carbon	-	-	(mg/l)	7.7	4.3	4.67	4.9	3.9	5.8	5.7	8.1	7	6
Total Dissolved Solids	-	-	(mg/l)	246	237	248	290	695	876	452	528	345	320
Total Kjeldahl Nitrogen (as N)	-	7727-37-9	(mg/l)	3.1	2	1.7	3	2.48	8.69	1.46	2.92	3.23	2.03

CONSTITUENT	NYSDEC Class GA Groundwater Standards/Guidance Values	CAS #	SITE : DATE : UNITS:	MW-03S	MW-03S	MW-03S	MW-03S	MW-03S	MW-03S	MW-03S	MW-03S	MW-03S	MW-03S
				5/24/2004	8/23/2004	11/10/2004	3/2/2005	5/31/2005	8/26/2005	11/30/2005	3/1/2006	5/18/2006	8/9/2006
Color (APHA Units)	-	-	(units)	120	NS	NS	200	NS	NS	NS	NS	NS	NS
Alkalinity (as CaCO ₃)	-	471-34-1	(mg/l)	209	225	225	228	278	258	326	368	312	327
Ammonia (as N)	2 ST	7664-41-7	(mg/l)	1.57	2.28	1.42	1.73	2.19	2.54	2.47	2.59	1.35	3.08
Biochemical Oxygen Demand	-	-	(mg/l)	10	2 U	14	10	10	17	7	10	10	16
Bromide	2 GV	24959-67-9	(mg/l)	0.5 U	1.5	4.8	2.2	3	2.1	2.8	1.6	1.5	1.1
Chemical Oxygen Demand	-	-	(mg/l)	25.5	10 U	10 U	29.3	66.8	24.3	26.8	36.1	23.6	21.1
Chloride	250 ST	16887-00-6	(mg/l)	41.7	51.1	69.7	52.4	47.9	45.2	56	56.6	45.9	49.2
Hardness (as CaCO ₃)	-	-	(mg/l)	700	172	320	250	370	270	420	390	320	315
Nitrate (as N)	10 ST	14797-55-8	(mg/l)	0.56	0.1 U	0.14	0.42	0.18	0.1 U	0.1 U	0.12	0.1 U	0.1 U
Phenols, total	0.001 ST	-	(mg/l)	0.005 U	0.005 U	0.005 U	0.005 U	0.005 U	0.005 U	0.005 U	0.005 U	0.005 U	0.005 U
Sulfate	250 ST	14808-79-8	(mg/l)	24.3	5 U	5 U	6	16.6	5 U	110	43.8	5 U	5 U
Total Organic Carbon	-	-	(mg/l)	6.8	6.1	6.2	7	9.5	8.4	10.4	12.8	8.1	9.4
Total Dissolved Solids	-	-	(mg/l)	320	513	334	335	393	486	564	554	424	602
Total Kjeldahl Nitrogen (as N)	-	7727-37-9	(mg/l)	2.27	2.61	2.08	2.06	2.89	2.99	3.89	3.32	3.77	4.32

NOTES:

NS: Not sampled

U: Analyzed for but not detected, value shown is instrument detection limit

: Concentration exceeds Standard/Guidance Value

J: Reported value is estimated due to variance from quality control limits

Appendix A-1

SONIA ROAD LANDFILL
 POST CLOSURE GROUNDWATER MONITORING PROGRAM
 HISTORIC AND CURRENT SAMPLE RESULTS
 LEACHATE INDICATORS

CONSTITUENT	NYSDEC Class GA Groundwater Standards/Guidance Values	CAS #	SITE : DATE : UNITS:	MW-03S	MW-03S	MW-03S	MW-03S	MW-03S	MW-03S	MW-03S	MW-03S	MW-03S	MW-03S
				11/29/2006 (mg/l)	2/22/2007 (mg/l)	(mg/l)	(mg/l)	(mg/l)	(mg/l)	(mg/l)	(mg/l)	(mg/l)	(mg/l)
Color (APHA Units)	-	-	(units)	70	100								
Alkalinity (as CaCO ₃)	-	471-34-1	(mg/l)	274	288								
Ammonia (as N)	2 ST	7664-41-7	(mg/l)	2.60	2.88								
Biochemical Oxygen Demand	-	-	(mg/l)	9	21								
Bromide	2 GV	24959-67-9	(mg/l)	1.4	0.5 U								
Chemical Oxygen Demand	-	-	(mg/l)	43.7	33.3								
Chloride	250 ST	16887-00-6	(mg/l)	47.7	45.8								
Hardness (as CaCO ₃)	-	-	(mg/l)	300	320								
Nitrate (as N)	10 ST	14797-55-8	(mg/l)	0.1 U	0.10 U								
Phenols, total	0.001 ST	-	(mg/l)	0.005 U	0.005 U								
Sulfate	250 ST	14808-79-8	(mg/l)	11.9	5.0 U								
Total Organic Carbon	-	-	(mg/l)	8.3	8.8								
Total Dissolved Solids	-	-	(mg/l)	404	364								
Total Kjeldahl Nitrogen (as N)	-	7727-37-9	(mg/l)	3.60	4.52								

NOTES:

NS: Not sampled

U: Analyzed for but not detected, value shown is instrument detection limit

█: Concentration exceeds Standard/Guidance Value

J: Reported value is estimated due to variance from quality control limits

Appendix A-1

SONIA ROAD LANDFILL
POST CLOSURE GROUNDWATER MONITORING PROGRAM
HISTORIC AND CURRENT SAMPLE RESULTS
LEACHATE INDICATORS

CONSTITUENT	NYSDEC Class GA Groundwater Standards/Guidance Values	CAS #	SITE : DATE : UNITS:	MW-04D	MW-04D	MW-04D	MW-04D	MW-04D	MW-04D	MW-04D	MW-04D	MW-04D	MW-04D
				10/28/1997	12/06/2000	02/01/2001	8/23/2002	11/21/2002	3/7/2003	6/3/2003	8/25/2003	11/11/2003	2/26/2004
Color (APHA Units)	-	-	(units)	150	150	50	NS	60	NS	NS	80	NS	NS
Alkalinity (as CaCO ₃)	-	471-34-1	(mg/l)	210	232	260	117	103	88.2	110	1430	148	163
Ammonia (as N)	2 ST	7664-41-7	(mg/l)	2.8	5.3	5.4	3.91	2.65	3.68	4.33	4.31	4.83	1.19
Biochemical Oxygen Demand	-	-	(mg/l)	8	4	8	13	2 U	2	12	7	4	9
Bromide	2 GV	24959-67-9	(mg/l)	1.1	0.8	1.1	3	0.5 U	0.5 U	0.5 U	0.5	2	2.3
Chemical Oxygen Demand	-	-	(mg/l)	46	10 U	10.6	12.7	15.1	10 U	28.9	48.4	19.2	37.9
Chloride	250 ST	16887-00-6	(mg/l)	50.1	42.8	42	20	20.4	12.5	18.6	18.9	17.8	25.1
Hardness (as CaCO ₃)	-	-	(mg/l)	280	280	200	110	200	140	120	500	320	132
Nitrate (as N)	10 ST	14797-55-8	(mg/l)	0.1 U	0.1 U	0.1 U	1.52	0.61	0.1 U	0.1 U	0.1 U	0.1 U	0.1 U
Phenols, total	0.001 ST	-	(mg/l)	0.0049	0.005 U	0.005 U	0.005 U	0.005 U	0.005 U	0.005 U	0.005 U	0.005 U	0.005 U
Sulfate	250 ST	14808-79-8	(mg/l)	18.3	9.1	6.10	10	42.6	17.9	22.1	21.5	14.8	8
Total Organic Carbon	-	-	(mg/l)	4.7	6.5	6.2	3	1.7	2.9	2	1.8	1.7	2.3
Total Dissolved Solids	-	-	(mg/l)	318	304	310	170	241	40	162	214	208	50
Total Kjeldahl Nitrogen (as N)	-	7727-37-9	(mg/l)	5.6	6.6	7	4.47	3.06	4.85	4.14	4.69	4.27	4.54

CONSTITUENT	NYSDEC Class GA Groundwater Standards/Guidance Values	CAS #	SITE : DATE : UNITS:	MW-04D	MW-04D	MW-04D	MW-04D	MW-04D	MW-04D	MW-04D	MW-04D	MW-04D	MW-04D
				5/24/2004	8/23/2004	11/9/2004	3/1/2005	5/27/2005	8/26/2005	11/30/2005	3/1/2006	5/22/2006	8/10/2006
Color (APHA Units)	-	-	(units)	200	NS	NS	250	NS	NS	NS	NS	NS	NS
Alkalinity (as CaCO ₃)	-	471-34-1	(mg/l)	174	267	295	178	184	198	157	109	66.2	53
Ammonia (as N)	2 ST	7664-41-7	(mg/l)	4.21	5.28	3.08	3.89	3.72	2.87	2.55	1.74	0.48	1.06
Biochemical Oxygen Demand	-	-	(mg/l)	12	2 U	5	4	5	6	3	2	2 U	2 U
Bromide	2 GV	24959-67-9	(mg/l)	0.5	0.5	2.1	0.6	0.5 U	0.8	0.7	0.6	0.9	0.5 U
Chemical Oxygen Demand	-	-	(mg/l)	13.1	10 U	30.5	16.8	34.3	14.3	10 U	10 U	10 U	10 U
Chloride	250 ST	16887-00-6	(mg/l)	27.6	34.8	41.7	34.7	37.5	37.3	38	31.2	26	16.7
Hardness (as CaCO ₃)	-	-	(mg/l)	800	172	220	260	270	230	168	135	95	80
Nitrate (as N)	10 ST	14797-55-8	(mg/l)	0.1 U	0.1 U	0.1 U	0.1 U	0.1 U	0.1 U	0.1 U	0.19	0.1 U	0.1 U
Phenols, total	0.001 ST	-	(mg/l)	0.005 U	0.005 U	0.005 U	0.005 U	0.005 U	0.005 U	0.005 U	0.005 U	0.005 U	0.005 U
Sulfate	250 ST	14808-79-8	(mg/l)	13	5.1	5 U	13.8	17.7	14.2	23.5	31.2	29.2	23.3
Total Organic Carbon	-	-	(mg/l)	3	3.5	4.1	4.1	4.72	5.4	3.7	3.8	1.8	1.5
Total Dissolved Solids	-	-	(mg/l)	248	415	376	283	271	362	252	226	170	137
Total Kjeldahl Nitrogen (as N)	-	7727-37-9	(mg/l)	4.4	5.04	3.89	3.66	3.46	2.88	2.48	2.05	1.44	1.28

NOTES:

NS: Not sampled

U: Analyzed for but not detected, value shown is instrument detection limit

: Concentration exceeds Standard/Guidance Value

J: Reported value is estimated due to variance from quality control limits

Appendix A-1


SONIA ROAD LANDFILL
 POST CLOSURE GROUNDWATER MONITORING PROGRAM
 HISTORIC AND CURRENT SAMPLE RESULTS
 LEACHATE INDICATORS

CONSTITUENT	NYSDEC Class GA Groundwater Standards/Guidance Values	CAS #	SITE : DATE : UNITS:	MW-04D	MW-04D	MW-04D	MW-04D	MW-04D	MW-04D	MW-04D	MW-04D	MW-04D	MW-04D
				11/30/2006 (mg/l)	2/23/2007 (mg/l)	(mg/l)	(mg/l)	(mg/l)	(mg/l)	(mg/l)	(mg/l)	(mg/l)	(mg/l)
Color (APHA Units)	-	-	(units)	70	30								
Alkalinity (as CaCO3)	-	471-34-1	(mg/l)	49.8	40.0								
Ammonia (as N)	2 ST	7664-41-7	(mg/l)	0.90	0.10 U								
Biochemical Oxygen Demand	-	-	(mg/l)	2 U	2 U								
Bromide	2 GV	24959-67-9	(mg/l)	0.5 U	0.5 U								
Chemical Oxygen Demand	-	-	(mg/l)	10 U	10 U								
Chloride	250 ST	16887-00-6	(mg/l)	10.4	10.4								
Hardness (as CaCO3)	-	-	(mg/l)	64	55.0								
Nitrate (as N)	10 ST	14797-55-8	(mg/l)	0.1 U	0.76								
Phenols, total	0.001 ST	-	(mg/l)	0.005 U	0.005 U								
Sulfate	250 ST	14808-79-8	(mg/l)	16.5	21.5								
Total Organic Carbon	-	-	(mg/l)	1.6	1.0 U								
Total Dissolved Solids	-	-	(mg/l)	106	106								
Total Kjeldahl Nitrogen (as N)	-	7727-37-9	(mg/l)	1.60	0.74								

NOTES:

NS: Not sampled

U: Analyzed for but not detected, value shown is instrument detection limit

: Concentration exceeds Standard/Guidance Value

J: Reported value is estimated due to variance from quality control limits

Appendix A-1

SONIA ROAD LANDFILL
POST CLOSURE GROUNDWATER MONITORING PROGRAM
HISTORIC AND CURRENT SAMPLE RESULTS
LEACHATE INDICATORS

CONSTITUENT	NYSDEC Class GA Groundwater Standards/Guidance Values	CAS #	SITE :	MW-04I	MW-04I	MW-04I	MW-04I	MW-04I	MW-04I	MW-04I	MW-04I	MW-04I	MW-04I
			DATE :	10/29/1997	12/06/2000	02/01/2001	8/23/2002	11/22/2002	3/6/2003	6/3/2003	8/22/2003	11/12/2003	2/26/2004
			UNITS:	(mg/l)	(mg/l)	(mg/l)	(mg/l)	(mg/l)	(mg/l)	(mg/l)	(mg/l)	(mg/l)	(mg/l)
Color (APHA Units)	-	-	(units)	30	200	60	NS	80	NS	NS	150	NS	NS
Alkalinity (as CaCO3)	-	471-34-1	(mg/l)	309	339	240	202	385	282	354	387	326	311
Ammonia (as N)	2 ST	7664-41-7	(mg/l)	1.8	9.2	8.2	5.48	5.38	6.01	6.53	5.49	5.74	4.77
Biochemical Oxygen Demand	-	-	(mg/l)	6	24	20	8	18	39	50	15	62	28
Bromide	2 GV	24959-67-9	(mg/l)	0.8	0.9	0.70	3.3	0.5 U	0.5 U	0.5 U	0.5 U	0.5	3.4
Chemical Oxygen Demand	-	-	(mg/l)	37	10 U	10 U	20	46.9	51.3	31.4	21.6	48.4	30.5
Chloride	250 ST	16887-00-6	(mg/l)	28.7	50.9	48	22.1	49.5	44.4	49.8	47	46	40.2
Hardness (as CaCO3)	-	-	(mg/l)	210	480	200	80	460	290	440	320	390	270
Nitrate (as N)	10 ST	14797-55-8	(mg/l)	0.12	0.1 U	0.1 U	0.59	0.15	0.1 U	0.1 U	0.1 U	0.1 U	0.1 U
Phenols, total	0.001 ST	-	(mg/l)	0.0039	0.005 U	0.005 U	0.005 U	0.005 U	0.005 U	0.005 U	0.005 U	0.005 U	0.005 U
Sulfate	250 ST	14808-79-8	(mg/l)	14.5	5 U	5 U	5 U	10.7	5.6	6.3	5 U	5 U	5 U
Total Organic Carbon	-	-	(mg/l)	5.2	7.5	7.5	5.5	6.4	6.4	7.2	7.4	6.5	6.6
Total Dissolved Solids	-	-	(mg/l)	424	410	310	195	402	400	422	504	368	420
Total Kjeldahl Nitrogen (as N)	-	7727-37-9	(mg/l)	4.3	11.4	10.1	6.38	7.29	7.93	6.21	6.88	5.09	4.45

CONSTITUENT	NYSDEC Class GA Groundwater Standards/Guidance Values	CAS #	SITE :	MW-04I	MW-04I	MW-04I	MW-04I	MW-04I	MW-04I	MW-04I	MW-04I	MW-04I	MW-04I
			DATE :	5/24/2004	8/23/2004	11/8/2004	3/1/2005	5/27/2005	8/26/2005	11/30/2005	3/1/2006	5/22/2006	8/10/2006
			UNITS:	(mg/l)	(mg/l)	(mg/l)	(mg/l)	(mg/l)	(mg/l)	(mg/l)	(mg/l)	(mg/l)	(mg/l)
Color (APHA Units)	-	-	(units)	120	NS	NS	140	NS	NS	NS	NS	NS	NS
Alkalinity (as CaCO3)	-	471-34-1	(mg/l)	278	279	373	308	300	266	229	164	114	162
Ammonia (as N)	2 ST	7664-41-7	(mg/l)	4.06	4.20	3.50	9.22	8.5	6.32	5.46	3.35	1.56	2.38
Biochemical Oxygen Demand	-	-	(mg/l)	10	8	11	15	19	15	7	9	2 U	3
Bromide	2 GV	24959-67-9	(mg/l)	0.5 U	0.6	4.4	0.5 U	0.8	0.7	0.9	0.5 U	0.5 U	0.8
Chemical Oxygen Demand	-	-	(mg/l)	18.1	10 U	37.9	31.8	64.3	26.8	11.8	10 U	10 U	10 U
Chloride	250 ST	16887-00-6	(mg/l)	40.8	40.5	36.3	35	36.8	33.5	33.9	34.4	27.4	29.5
Hardness (as CaCO3)	-	-	(mg/l)	850	208	268	330	250	260	192	160	110	155
Nitrate (as N)	10 ST	14797-55-8	(mg/l)	0.1 U	0.48	0.1 U	0.11	0.1 U	0.1 U	0.1 U	0.16	0.24	0.1 U
Phenols, total	0.001 ST	-	(mg/l)	0.005 U	0.005 U	0.005 U	0.005 U	0.005 U	0.005 U	0.005 U	0.005 U	0.005 U	0.005 U
Sulfate	250 ST	14808-79-8	(mg/l)	5 U	5 U	13.5	5.3	5 U	5 U	5 U	5.7	17.3	11.5
Total Organic Carbon	-	-	(mg/l)	6.7	7	8.9	8.2	8.79	8	6	5.4	3.4	3.7
Total Dissolved Solids	-	-	(mg/l)	370	480	465	403	333	437	269	250	210	242
Total Kjeldahl Nitrogen (as N)	-	7727-37-9	(mg/l)	4.38	4.34	5.37	8.62	7.94	6.64	5.27	3.81	5.47	2.77

NOTES:

NS: Not sampled

U: Analyzed for but not detected, value shown is instrument detection limit

█ : Concentration exceeds Standard/Guidance Value

J: Reported value is estimated due to variance from quality control limits

Appendix A-1

SONIA ROAD LANDFILL
 POST CLOSURE GROUNDWATER MONITORING PROGRAM
 HISTORIC AND CURRENT SAMPLE RESULTS
 LEACHATE INDICATORS

CONSTITUENT	NYSDEC Class GA Groundwater Standards/Guidance Values	CAS #	SITE : DATE : UNITS:	MW-04I	MW-04I	MW-04I	MW-04I	MW-04I	MW-04I	MW-04I	MW-04I	MW-04I	MW-04I
				11/30/2006	2/23/2007	(mg/l)	(mg/l)	(mg/l)	(mg/l)	(mg/l)	(mg/l)	(mg/l)	(mg/l)
Color (APHA Units)	-	-	(units)	70	20								
Alkalinity (as CaCO3)	-	471-34-1	(mg/l)	104	68.8								
Ammonia (as N)	2 ST	7664-41-7	(mg/l)	1.33	0.10 U								
Biochemical Oxygen Demand	-	-	(mg/l)	3	2 U								
Bromide	2 GV	24959-67-9	(mg/l)	0.5	0.5 U								
Chemical Oxygen Demand	-	-	(mg/l)	10 U	13.0								
Chloride	250 ST	16887-00-6	(mg/l)	19.8	20.8								
Hardness (as CaCO3)	-	-	(mg/l)	100	85.0								
Nitrate (as N)	10 ST	14797-55-8	(mg/l)	0.1 U	0.98								
Phenols, total	0.001 ST	-	(mg/l)	0.005 U	0.005 U								
Sulfate	250 ST	14808-79-8	(mg/l)	7.8	12.3								
Total Organic Carbon	-	-	(mg/l)	2.4	1.4								
Total Dissolved Solids	-	-	(mg/l)	151	134								
Total Kjeldahl Nitrogen (as N)	-	7727-37-9	(mg/l)	1.71	0.90								

NOTES:

NS: Not sampled

U: Analyzed for but not detected, value shown is instrument detection limit

***: Concentration exceeds Standard/Guidance Value

J: Reported value is estimated due to variance from quality control limits

Appendix A-1

SONIA ROAD LANDFILL
POST CLOSURE GROUNDWATER MONITORING PROGRAM
HISTORIC AND CURRENT SAMPLE RESULTS
LEACHATE INDICATORS

CONSTITUENT	NYSDEC Class GA Groundwater Standards/Guidance Values	CAS #	SITE : DATE : UNITS:	MW-04S	MW-04S	MW-04S	MW-04S	MW-04S	MW-04S	MW-04S	MW-04S	MW-04S	MW-04S
				MW-04S	MW-04S	MW-04S	MW-04S	MW-04S	MW-04S	MW-04S	MW-04S	MW-04S	MW-04S
Color (APHA Units)	-	-	(units)	150	200	80	NS	70	NS	NS	60	NS	NS
Alkalinity (as CaCO ₃)	-	471-34-1	(mg/l)	618	364	400	405	543	489	452	374	402	343
Ammonia (as N)	2 ST	7664-41-7	(mg/l)	9.3	7.8	7.2	7.63	7.18	9.21	9.6	8.64	8.03	1.16
Biochemical Oxygen Demand	-	-	(mg/l)	5	37	34	26	23	44	34	31	41	31
Bromide	2 GV	24959-67-9	(mg/l)	1	1.2	1	4	0.5 U	0.5 U	0.5 U	0.5 U	1.1	3.6
Chemical Oxygen Demand	-	-	(mg/l)	67	10 U	13.4	34.7	37.1	61.9	33.8	996	48.4	60.3
Chloride	250 ST	16887-00-6	(mg/l)	63.3	42.2	49	49.9	51.3	49.3	54.9	44.7	37.9	40.3
Hardness (as CaCO ₃)	-	-	(mg/l)	540	480	340	380	440	500	460	700	660	560
Nitrate (as N)	10 ST	14797-55-8	(mg/l)	0.1 U	0.1 U	0.1 U	0.1 U	0.15	0.1 U	0.26	0.1 U	0.21	0.5
Phenols, total	0.001 ST	-	(mg/l)	0.0049	0.005 U	0.005 U	0.005 U	0.005 U	0.005 U	0.0052	0.005 U	0.005 U	0.005 U
Sulfate	250 ST	14808-79-8	(mg/l)	5 U	8.9	5.30	5 U	14	6.4	11.2	15.9	125	28.2
Total Organic Carbon	-	-	(mg/l)	17.3	8.1	11	9	8.8	9.6	8.4	8.9	9.5	8.4
Total Dissolved Solids	-	-	(mg/l)	624	426	460	430	465	595	547	546	610	471
Total Kjeldahl Nitrogen (as N)	-	7727-37-9	(mg/l)	23.3	8.9	10.7	7.24	8.65	12.6	10.4	9.9	7.64	5.24

CONSTITUENT	NYSDEC Class GA Groundwater Standards/Guidance Values	CAS #	SITE : DATE : UNITS:	MW-04S	MW-04S	MW-04S	MW-04S	MW-04S	MW-04S	MW-04S	MW-04S	MW-04S	MW-04S
				MW-04S	MW-04S	MW-04S	MW-04S	MW-04S	MW-04S	MW-04S	MW-04S	MW-04S	MW-04S
Color (APHA Units)	-	-	(units)	140	NS	NS	140	NS	NS	NS	NS	NS	NS
Alkalinity (as CaCO ₃)	-	471-34-1	(mg/l)	379	378	438	375	336	348	363	350	351	338
Ammonia (as N)	2 ST	7664-41-7	(mg/l)	6.45	6.21	4.52	5.99	5.32	5.05	4.65	4.42	2.63	5.36
Biochemical Oxygen Demand	-	-	(mg/l)	67	22	12	17	21	33	18	22	18	16
Bromide	2 GV	24959-67-9	(mg/l)	0.5 U	0.6	4.6	1.7	1.4	1.2	8.7	3.4	2.4	1.4
Chemical Oxygen Demand	-	-	(mg/l)	35.5	10 U	37.9	24.3	46.8	31.8	24.3	51.2	26.1	26.1
Chloride	250 ST	16887-00-6	(mg/l)	49.3	52.5	51.1	50	59.2	58.3	55.1	59.6	62.6	70.1
Hardness (as CaCO ₃)	-	-	(mg/l)	900	296	410	440	300	380	360	330	365	305
Nitrate (as N)	10 ST	14797-55-8	(mg/l)	0.48	0.1 U	0.5	0.24	0.1 U	0.15	0.75	0.2	0.1 U	0.1 U
Phenols, total	0.001 ST	-	(mg/l)	0.005 U	0.005 U	0.005 U	0.005 U	0.005 U	0.005 U	0.005 U	0.005 U	0.005 U	0.005 U
Sulfate	250 ST	14808-79-8	(mg/l)	49.4	16.5	30.9	12.4	5 U	11.6	5 U	17.2	17.6	5 U
Total Organic Carbon	-	-	(mg/l)	10.1	8.4	8.6	8.6	9.5	10.1	7.2	9	8.1	9
Total Dissolved Solids	-	-	(mg/l)	440	608	614	490	438	570	444	508	504	474
Total Kjeldahl Nitrogen (as N)	-	7727-37-9	(mg/l)	6.73	6.59	5.46	6.05	6.3	5.55	6.7	5.71	6.04	6.07

NOTES:

NS: Not sampled

U: Analyzed for but not detected, value shown is instrument detection limit

: Concentration exceeds Standard/Guidance Value

J: Reported value is estimated due to variance from quality control limits

Appendix A-1


SONIA ROAD LANDFILL
 POST CLOSURE GROUNDWATER MONITORING PROGRAM
 HISTORIC AND CURRENT SAMPLE RESULTS
 LEACHATE INDICATORS

CONSTITUENT	NYSDEC Class GA Groundwater Standards/Guidance Values	CAS #	SITE : DATE : UNITS:	MW-04S	MW-04S	MW-04S	MW-04S	MW-04S	MW-04S	MW-04S	MW-04S	MW-04S	MW-04S
				11/30/2006 (mg/l)	3/2/2007 (mg/l)	(mg/l)	(mg/l)	(mg/l)	(mg/l)	(mg/l)	(mg/l)	(mg/l)	(mg/l)
Color (APHA Units)	-	-	(units)	80	60								
Alkalinity (as CaCO ₃)	-	471-34-1	(mg/l)	338	285								
Ammonia (as N)	2 ST	7664-41-7	(mg/l)	5.80	5.47								
Biochemical Oxygen Demand	-	-	(mg/l)	13	20								
Bromide	2 GV	24959-67-9	(mg/l)	1.0	0.5 U								
Chemical Oxygen Demand	-	-	(mg/l)	13.5	58.6								
Chloride	250 ST	16887-00-6	(mg/l)	72.9	70.7								
Hardness (as CaCO ₃)	-	-	(mg/l)	360	1,100								
Nitrate (as N)	10 ST	14797-55-8	(mg/l)	0.1 U	0.10 U								
Phenols, total	0.001 ST	-	(mg/l)	0.005 U	0.005 U								
Sulfate	250 ST	14808-79-8	(mg/l)	5 U	5.0 U								
Total Organic Carbon	-	-	(mg/l)	8.0	8.2								
Total Dissolved Solids	-	-	(mg/l)	424	416								
Total Kjeldahl Nitrogen (as N)	-	7727-37-9	(mg/l)	7.14	7.50								

NOTES:

NS: Not sampled

U: Analyzed for but not detected, value shown is instrument detection limit

: Concentration exceeds Standard/Guidance Value

J: Reported value is estimated due to variance from quality control limits

Appendix A-1

SONIA ROAD LANDFILL
POST CLOSURE GROUNDWATER MONITORING PROGRAM
HISTORIC AND CURRENT SAMPLE RESULTS
LEACHATE INDICATORS

CONSTITUENT	NYSDEC Class GA Groundwater Standards/Guidance Values	CAS #	SITE :	MW-05D	MW-05D	MW-05D	MW-05D	MW-05D	MW-05D	MW-05D	MW-05D	MW-05D	MW-05D
			DATE :	10/29/1997	12/08/2000	02/02/2001	8/23/2002	11/22/2002	3/7/2003	6/5/2003	8/25/2003	11/12/2003	3/2/2004
			UNITS:	(mg/l)	(mg/l)	(mg/l)	(mg/l)	(mg/l)	(mg/l)	(mg/l)	(mg/l)	(mg/l)	(mg/l)
Color (APHA Units)	-	-	(units)	5 U	50	10	NS	5	NS	NS	5 U	NS	NS
Alkalinity (as CaCO3)	-	471-34-1	(mg/l)	234	467	505	138	128	90	50.9	34.4	29.6	41.5
Ammonia (as N)	2 ST	7664-41-7	(mg/l)	4.3	14.9	16.1	4.41	0.1 U	2.96	0.1 U	0.1 U	0.1	1.44
Biochemical Oxygen Demand	-	-	(mg/l)	2	5	12	8	10	2 U	13	6	2 U	2
Bromide	2 GV	24959-67-9	(mg/l)	0.5 U	0.5 U	0.5 U	3.2	0.5 U	0.5 U	0.5 U	0.5 U	1.1	6
Chemical Oxygen Demand	-	-	(mg/l)	43	40.5	32.6	17.6	22.5	10 U	10 U	36.2	21.6	15.6
Chloride	250 ST	16887-00-6	(mg/l)	51.5	65.4	51.6	27.9	32.8	34	38.5	27.1	23.3	32.7
Hardness (as CaCO3)	-	-	(mg/l)	260	410	360	148	130	136	160	110	300	190
Nitrate (as N)	10 ST	14797-55-8	(mg/l)	0.1 U	0.1 U	1.5	4.46	5.73	11.4	0.68	15.1	13.5	8.85
Phenols, total	0.001 ST	-	(mg/l)	0.0015	0.005 U	0.005 U	0.005 U	0.005 U	0.005 U	0.005 U	0.005 U	0.005 U	0.005 U
Sulfate	250 ST	14808-79-8	(mg/l)	27.5	25.5	17.8	33.5	32.7	15	9.8	7.6	8.9	9
Total Organic Carbon	-	-	(mg/l)	6	13.6	11.1	4.3	2.7	1.7	1 U	1 U	1.4	1.3
Total Dissolved Solids	-	-	(mg/l)	337	549	566	266	297	242	258	344	190	284
Total Kjeldahl Nitrogen (as N)	-	7727-37-9	(mg/l)	6	15.3	18	4.57	2.54	3.46	1.86	1.4	1.14	1.39

CONSTITUENT	NYSDEC Class GA Groundwater Standards/Guidance Values	CAS #	SITE :	MW-05D	MW-05D	MW-05D	MW-05D	MW-05D	MW-05D	MW-05D	MW-05D	MW-05D	MW-05D
			DATE :	5/25/2004	8/23/2004	11/10/2004	3/2/2005	5/31/2005	8/26/2005	11/30/2005	3/1/2006	5/18/2006	8/9/2006
			UNITS:	(mg/l)	(mg/l)	(mg/l)	(mg/l)	(mg/l)	(mg/l)	(mg/l)	(mg/l)	(mg/l)	(mg/l)
Color (APHA Units)	-	-	(units)	5	NS	NS	5 U	NS	NS	NS	NS	NS	NS
Alkalinity (as CaCO3)	-	471-34-1	(mg/l)	39.6	31.2	29.6	29.2	27.2	27.7	27.4	26.6	28.8	92
Ammonia (as N)	2 ST	7664-41-7	(mg/l)	1.4	0.1 U	0.1 U	0.93	0.88	0.69	1.05	0.74	0.1 U	0.92
Biochemical Oxygen Demand	-	-	(mg/l)	2 U	2 U	2 U	2 U	4	2 U	2 U	2 U	2 U	2 U
Bromide	2 GV	24959-67-9	(mg/l)	1	1.6	3.2	2.8	1.9	1.8	2.9	2.2	3	1.6
Chemical Oxygen Demand	-	-	(mg/l)	10 U	10 U	10 U	10 U	24.3	10 U	10 U	10 U	10 U	16
Chloride	250 ST	16887-00-6	(mg/l)	23.9	24.8	27.9	28.9	25.6	25.9	31.5	31	27.7	69
Hardness (as CaCO3)	-	-	(mg/l)	160	40	110	84	84	80	88	128	100	215
Nitrate (as N)	10 ST	14797-55-8	(mg/l)	7.52	9.95	10.1	8.12	7.49	7.87	8.69	8.7	9.97	3.46
Phenols, total	0.001 ST	-	(mg/l)	0.005 U	0.005 U	0.005 U	0.005 U	0.005 U	0.005 U	0.005 U	0.005 U	0.005 U	0.005 U
Sulfate	250 ST	14808-79-8	(mg/l)	13.4	12.2	9.5	11.1	9.9	11.9	11.3	11.8	12.9	85.5
Total Organic Carbon	-	-	(mg/l)	1 U	1 U	1.2	1 U	1 U	1.3	1.5	1.4	1	3.1
Total Dissolved Solids	-	-	(mg/l)	189	300	150	154	168	285	185	178	178	388
Total Kjeldahl Nitrogen (as N)	-	7727-37-9	(mg/l)	1.52	1.28	1.36	0.72	1.02	0.77	0.9	0.88	0.78	1.29

NOTES:

NS: Not sampled

U: Analyzed for but not detected, value shown is instrument detection limit

J: Concentration exceeds Standard/Guidance Value

J: Reported value is estimated due to variance from quality control limits

Appendix A-1


SONIA ROAD LANDFILL
 POST CLOSURE GROUNDWATER MONITORING PROGRAM
 HISTORIC AND CURRENT SAMPLE RESULTS
 LEACHATE INDICATORS

CONSTITUENT	NYSDEC Class GA Groundwater Standards/Guidance Values	CAS #	SITE : DATE : UNITS:	MW-05D	MW-05D	MW-05D	MW-05D	MW-05D	MW-05D	MW-05D	MW-05D	MW-05D	MW-05D
				11/30/2006 (mg/l)	2/21/2007 (mg/l)	(mg/l)	(mg/l)	(mg/l)	(mg/l)	(mg/l)	(mg/l)	(mg/l)	(mg/l)
Color (APHA Units)	-	-	(units)	5 U	5								
Alkalinity (as CaCO ₃)	-	471-34-1	(mg/l)	77.0	42.3								
Ammonia (as N)	2 ST	7664-41-7	(mg/l)	0.90	0.10 U								
Biochemical Oxygen Demand	-	-	(mg/l)	2 U	2 U								
Bromide	2 GV	24959-67-9	(mg/l)	1.7	0.5 U								
Chemical Oxygen Demand	-	-	(mg/l)	13.5	20.6								
Chloride	250 ST	16887-00-6	(mg/l)	63.7	61.0								
Hardness (as CaCO ₃)	-	-	(mg/l)	190	160								
Nitrate (as N)	10 ST	14797-55-8	(mg/l)	2.16	2.84								
Phenols, total	0.001 ST	-	(mg/l)	0.005 U	0.005 U								
Sulfate	250 ST	14808-79-8	(mg/l)	112	85.5								
Total Organic Carbon	-	-	(mg/l)	2.9	2.9								
Total Dissolved Solids	-	-	(mg/l)	344	303								
Total Kjeldahl Nitrogen (as N)	-	7727-37-9	(mg/l)	1.46	1.00								

NOTES:

NS: Not sampled

U: Analyzed for but not detected, value shown is instrument detection limit

: Concentration exceeds Standard/Guidance Value

J: Reported value is estimated due to variance from quality control limits

Appendix A-1

SONIA ROAD LANDFILL
POST CLOSURE GROUNDWATER MONITORING PROGRAM
HISTORIC AND CURRENT SAMPLE RESULTS
LEACHATE INDICATORS


CONSTITUENT	NYSDEC Class GA Groundwater Standards/Guidance Values	CAS #	SITE : DATE : UNITS:	MW-051	MW-051	MW-051	MW-051	MW-051	MW-051	MW-051	MW-051	MW-051	MW-051
				MW-051	MW-051	MW-051	MW-051	MW-051	MW-051	MW-051	MW-051	MW-051	MW-051
Color (APHA Units)	-	-	(units) 40	300	100	NS	60	NS	NS	50	NS	NS	NS
Alkalinity (as CaCO ₃)	-	471-34-1	(mg/l) 30.4	113	157	93	92.5	133	135	105	177	140	140
Ammonia (as N)	2 ST	7664-41-7	(mg/l) 0.49	3.9	4.19	1.28	0.1	3.35	3.66	0.1 U	5.9	0.86	0.86
Biochemical Oxygen Demand	-	-	(mg/l) 3	4 U	9	10	7	2 U	3	13	4	7	7
Bromide	2 GV	24959-67-9	(mg/l) 0.6	0.5 U	0.5 U	1.3	1	0.5 U	0.5 U	0.9	0.5 U	3.4	3.4
Chemical Oxygen Demand	-	-	(mg/l) 16	10 U	10 U	10 U	10 U	27.3	10 U	43.5	21.6	25.5	25.5
Chloride	250 ST	16887-00-6	(mg/l) 24.3	29.6	39.9	25.3	34.3	39.1	31.6	27.5	49.1	46.4	46.4
Hardness (as CaCO ₃)	-	-	(mg/l) 50	104	140	100	140	120	160	170	240	400	400
Nitrate (as N)	10 ST	14797-55-8	(mg/l) 0.1 U	0.1 U	1.4	1.94	0.66	0.32	0.1 U	3.16	0.1 U	4.52	4.52
Phenols, total	0.001 ST	-	(mg/l) 0.0010 U	0.005 U	0.005 U	0.005 U	0.005 U	0.005 U	0.005 U	0.005 U	0.005 U	0.005 U	0.005 U
Sulfate	250 ST	14808-79-8	(mg/l) 8.9	24.2	17	21.5	20.4	22.3	25.1	15.2	27.9	17.1	17.1
Total Organic Carbon	-	-	(mg/l) 1.8	4.7	5.12	3.4	2.5	3.2	2.5	3.7	4.5	4	4
Total Dissolved Solids	-	-	(mg/l) 100	216	250	432	207	280	218	257	291	303	303
Total Kjeldahl Nitrogen (as N)	-	7727-37-9	(mg/l) 0.7	4.4	5	2.44	1.43	4.77	3.46	0.7	5.75	3.62	3.62

CONSTITUENT	NYSDEC Class GA Groundwater Standards/Guidance Values	CAS #	SITE : DATE : UNITS:	MW-051	MW-051	MW-051	MW-051	MW-051	MW-051	MW-051	MW-051	MW-051	MW-051
				MW-051	MW-051	MW-051	MW-051	MW-051	MW-051	MW-051	MW-051	MW-051	MW-051
Color (APHA Units)	-	-	(units) 40	NS	NS	140	NS	NS	NS	NS	NS	NS	NS
Alkalinity (as CaCO ₃)	-	471-34-1	(mg/l) 184	136	188	178	156	150	176	129	140	124	124
Ammonia (as N)	2 ST	7664-41-7	(mg/l) 5.99	0.1 U	6.44	4.54	4.04	2.47	2.11	2.54	0.1 U	2.37	2.37
Biochemical Oxygen Demand	-	-	(mg/l) 6	4	3	6	6	4	2 U	3	4	4	4
Bromide	2 GV	24959-67-9	(mg/l) 0.5 U	0.5 U	4	1.7	1.2	1.7	1.5	0.7	0.5 U	0.5	0.5
Chemical Oxygen Demand	-	-	(mg/l) 10 U	10 U	10 U	21.8	26.8	16.8	10 U	10 U	10 U	10 U	10 U
Chloride	250 ST	16887-00-6	(mg/l) 49.6	37.4	58.8	45.1	45.4	46.6	65.1	42.7	53.9	60.2	60.2
Hardness (as CaCO ₃)	-	-	(mg/l) 850	98	184	210	200	230	224	185	190	210	210
Nitrate (as N)	10 ST	14797-55-8	(mg/l) 0.1 U	3.88	0.11	0.39	0.15	0.1 U	0.1 U	0.13	0.1 U	0.1 U	0.1 U
Phenols, total	0.001 ST	-	(mg/l) 0.005 U	0.005 U	0.005 U	0.005 U	0.005 U	0.005 U	0.005 U	0.005 U	0.005 U	0.005 U	0.005 U
Sulfate	250 ST	14808-79-8	(mg/l) 14	15.6	17.7	17.1	27.1	41	60.5	54	68.5	99.5	99.5
Total Organic Carbon	-	-	(mg/l) 4.8	3.7	5.5	4.8	4.6	5.5	5.9	5.5	5.2	5.9	5.9
Total Dissolved Solids	-	-	(mg/l) 287	396	313	284	275	383	357	289	325	412	412
Total Kjeldahl Nitrogen (as N)	-	7727-37-9	(mg/l) 5.92	4.28	6.11	4.18	3.28	2.69	2.33	3.01	1.91	2.82	2.82

NOTES:

NS: Not sampled

U: Analyzed for but not detected, value shown is instrument detection limit

: Concentration exceeds Standard/Guidance Value

J: Reported value is estimated due to variance from quality control limits

Appendix A-1

SONIA ROAD LANDFILL
 POST CLOSURE GROUNDWATER MONITORING PROGRAM
 HISTORIC AND CURRENT SAMPLE RESULTS
 LEACHATE INDICATORS

CONSTITUENT	NYSDEC Class GA Groundwater Standards/Guidance Values	CAS #	SITE : DATE : UNITS:	MW-051	MW-051	MW-051	MW-051	MW-051	MW-051	MW-051	MW-051	MW-051	MW-051
				11/30/2006 (mg/l)	2/21/2007 (mg/l)	(mg/l)	(mg/l)	(mg/l)	(mg/l)	(mg/l)	(mg/l)	(mg/l)	(mg/l)
Color (APHA Units)	-	-	(units)	70	20								
Alkalinity (as CaCO ₃)	-	471-34-1	(mg/l)	79.5	72.5								
Ammonia (as N)	2 ST	7664-41-7	(mg/l)	0.85	0.10 U								
Biochemical Oxygen Demand	-	-	(mg/l)	3	2 U								
Bromide	2 GV	24959-67-9	(mg/l)	0.5	0.5 U								
Chemical Oxygen Demand	-	-	(mg/l)	10 U	25.7								
Chloride	250 ST	16887-00-6	(mg/l)	35.2	33.7								
Hardness (as CaCO ₃)	-	-	(mg/l)	136	120								
Nitrate (as N)	10 ST	14797-55-8	(mg/l)	0.1 U	0.46								
Phenols, total	0.001 ST	-	(mg/l)	0.005 U	0.005 U								
Sulfate	250 ST	14808-79-8	(mg/l)	76.0	59.3								
Total Organic Carbon	-	-	(mg/l)	3.3	3.1								
Total Dissolved Solids	-	-	(mg/l)	231	207								
Total Kjeldahl Nitrogen (as N)	-	7727-37-9	(mg/l)	1.26	1.05								

NOTES:

NS: Not sampled

U: Analyzed for but not detected, value shown is instrument detection limit

☹: Concentration exceeds Standard/Guidance Value

J: Reported value is estimated due to variance from quality control limits

Appendix A-1

SONIA ROAD LANDFILL
POST CLOSURE GROUNDWATER MONITORING PROGRAM
HISTORIC AND CURRENT SAMPLE RESULTS
LEACHATE INDICATORS

CONSTITUENT	NYSDEC Class GA Groundwater Standards/Guidance Values	CAS #	SITE :	MW-05S	MW-05S	MW-05S	MW-05S	MW-05S	MW-05S	MW-05S	MW-05S	MW-05S	MW-05S
			DATE :	10/29/1997	12/08/2000	02/02/2001	8/23/2002	11/22/2002	3/7/2003	6/5/2003	8/25/2003	11/12/2003	3/2/2004
			UNITS:	(mg/l)	(mg/l)	(mg/l)	(mg/l)	(mg/l)	(mg/l)	(mg/l)	(mg/l)	(mg/l)	(mg/l)
Color (APHA Units)	-	-	(units)	60	400	100	NS	60	NS	NS	100	NS	NS
Alkalinity (as CaCO3)	-	471-34-1	(mg/l)	412	390	362	236	258	218	252	106	386	160
Ammonia (as N)	2 ST	7664-41-7	(mg/l)	4.4	6.1	6.55	3.17	2.08	2.71	5.57	12.4	9.09	0.97
Biochemical Oxygen Demand	-	-	(mg/l)	8	25	33	32	23	21	28	10	21	4
Bromide	2 GV	24959-67-9	(mg/l)	0.5 U	0.6	0.9	1	1.4	0.5 U	0.5 U	0.5	2.3	3.9
Chemical Oxygen Demand	-	-	(mg/l)	46	10 U	21.8	22.5	15.1	38	31.4	63	50.8	65.3
Chloride	250 ST	16887-00-6	(mg/l)	82.1	36.4	36.6	39.4	46.1	36.3	29.5	37.5	41.4	17.9
Hardness (as CaCO3)	-	-	(mg/l)	400	290	276	240	210	250	600	650	660	220
Nitrate (as N)	10 ST	14797-55-8	(mg/l)	0.1 U	0.1 U	0.29	0.1 U	0.28	0.83	0.17	1	1.44	7.94
Phenols, total	0.001 ST	-	(mg/l)	0.0049	0.005 U	0.005 U	0.005 U	0.005 U	0.005 U	0.005 U	0.005 U	0.005 U	0.005 U
Sulfate	250 ST	14808-79-8	(mg/l)	5 U	5 U	5 U	8.9	25.1	27.5	36	78.5	13.4	28.5
Total Organic Carbon	-	-	(mg/l)	9.6	12	9.17	6.5	5.4	5.2	6.7	10.3	10.7	4.6
Total Dissolved Solids	-	-	(mg/l)	482	385	383	288	342	275	360	640	457	396
Total Kjeldahl Nitrogen (as N)	-	7727-37-9	(mg/l)	9.6	7.8	8.4	6.3	2.48	4.41	5.7	14.3	8.66	4.66

CONSTITUENT	NYSDEC Class GA Groundwater Standards/Guidance Values	CAS #	SITE :	MW-05S	MW-05S	MW-05S	MW-05S	MW-05S	MW-05S	MW-05S	MW-05S	MW-05S	MW-05S
			DATE :	5/25/2004	8/23/2004	11/10/2004	3/2/2005	5/31/2005	8/29/2005	11/30/2005	3/1/2006	5/18/2006	8/9/2006
			UNITS:	(mg/l)	(mg/l)	(mg/l)	(mg/l)	(mg/l)	(mg/l)	(mg/l)	(mg/l)	(mg/l)	(mg/l)
Color (APHA Units)	-	-	(units)	140	NS	NS	120	NS	NS	NS	NS	NS	NS
Alkalinity (as CaCO3)	-	471-34-1	(mg/l)	160	317	270	177	302	377	368	423	414	405
Ammonia (as N)	2 ST	7664-41-7	(mg/l)	1.44	3.48	2.78	2.84	5.68	6.69	7.24	7.97	8.03	8.05
Biochemical Oxygen Demand	-	-	(mg/l)	15	2 U	9	15	12	28	9	10	13	17
Bromide	2 GV	24959-67-9	(mg/l)	0.8	1.3	2.4	0.5 U	6	1.8	0.9	1.2	2.3	3.1
Chemical Oxygen Demand	-	-	(mg/l)	28	15.6	10 U	11.8	69.3	29.3	79.3	38.7	16	28.6
Chloride	250 ST	16887-00-6	(mg/l)	35.8	40.7	50.7	49.8	47	47	51.7	54.1	53.1	54.6
Hardness (as CaCO3)	-	-	(mg/l)	1100	280	340	310	300	320	408	400	370	400
Nitrate (as N)	10 ST	14797-55-8	(mg/l)	1.45	3.24	1.27	2.49	0.6	0.34	0.9	0.42	0.26	0.3
Phenols, total	0.001 ST	-	(mg/l)	0.005 U	0.005 U	0.005 U	0.005 U	0.005 U	0.005 U	0.005 U	0.005 U	0.005 U	0.005 U
Sulfate	250 ST	14808-79-8	(mg/l)	17.2	8.9	7.8	7	5 U	5 U	112	47.8	5.2	5 U
Total Organic Carbon	-	-	(mg/l)	8.2	8	8	5.5	9.5	11.9	11.3	15.6	10.4	11
Total Dissolved Solids	-	-	(mg/l)	361	598	415	318	429	598	588	586	486	546
Total Kjeldahl Nitrogen (as N)	-	7727-37-9	(mg/l)	2.44	5.61	3.85	3.28	5.29	7.1	7.51	10.5	10.3	8.89

NOTES:

NS: Not sampled

U: Analyzed for but not detected, value shown is instrument detection limit

: Concentration exceeds Standard/Guidance Value

J: Reported value is estimated due to variance from quality control limits

Appendix A-1


SONIA ROAD LANDFILL
 POST CLOSURE GROUNDWATER MONITORING PROGRAM
 HISTORIC AND CURRENT SAMPLE RESULTS
 LEACHATE INDICATORS

CONSTITUENT	NYSDEC Class GA Groundwater Standards/Guidance Values	CAS #	SITE : DATE : UNITS:	MW-05S	MW-05S	MW-05S	MW-05S	MW-05S	MW-05S	MW-05S	MW-05S	MW-05S	MW-05S
				11/30/2006 (mg/l)	2/21/2007 (mg/l)	(mg/l)	(mg/l)	(mg/l)	(mg/l)	(mg/l)	(mg/l)	(mg/l)	(mg/l)
Color (APHA Units)	-	-	(units)	70	50								
Alkalinity (as CaCO ₃)	-	471-34-1	(mg/l)	392	389								
Ammonia (as N)	2 ST	7664-41-7	(mg/l)	6.24	6.07								
Biochemical Oxygen Demand	-	-	(mg/l)	18	12								
Bromide	2 GV	24959-67-9	(mg/l)	2.3	0.5 U								
Chemical Oxygen Demand	-	-	(mg/l)	16.0	38.3								
Chloride	250 ST	16887-00-6	(mg/l)	60.6	58.4								
Hardness (as CaCO ₃)	-	-	(mg/l)	340	360								
Nitrate (as N)	10 ST	14797-55-8	(mg/l)	0.1 U	0.22								
Phenols, total	0.001 ST	-	(mg/l)	0.005 U	0.005 U								
Sulfate	250 ST	14808-79-8	(mg/l)	5 U	5.0 U								
Total Organic Carbon	-	-	(mg/l)	8.8	10.3								
Total Dissolved Solids	-	-	(mg/l)	460	451								
Total Kjeldahl Nitrogen (as N)	-	7727-37-9	(mg/l)	9.46	8.54								

NOTES:

NS: Not sampled

U: Analyzed for but not detected, value shown is instrument detection limit

: Concentration exceeds Standard/Guidance Value

J: Reported value is estimated due to variance from quality control limits

Appendix A-1

SONIA ROAD LANDFILL
POST CLOSURE GROUNDWATER MONITORING PROGRAM
HISTORIC AND CURRENT SAMPLE RESULTS
LEACHATE INDICATORS

CONSTITUENT	NYSDEC Class GA Groundwater Standards/Guidance Values	CAS #	SITE :	MW-06D	MW-06D	MW-06D	MW-06D	MW-06D	MW-06D	MW-06D	MW-06D	MW-06D	MW-06D
			DATE :	10/28/1997	12/05/2000	01/31/2001	8/22/2002	11/20/2002	3/5/2003	6/5/2003	8/22/2003	11/11/2003	2/27/2004
			UNITS:	(mg/l)	(mg/l)	(mg/l)	(mg/l)	(mg/l)	(mg/l)	(mg/l)	(mg/l)	(mg/l)	(mg/l)
Color (APHA Units)	-	-	(units)	10	30	5 U	NS	20	NS	NS	5 U	NS	NS
Alkalinity (as CaCO ₃)	-	471-34-1	(mg/l)	31.3	40.6	38	40	31.2	35.5	27.3	34.3	36.8	24.7
Ammonia (as N)	2 ST	7664-41-7	(mg/l)	0.32	0.1 U	0.24	0.1 U	0.1 U	0.14	0.1 U	0.1 U	0.24	0.2
Biochemical Oxygen Demand	-	-	(mg/l)	3	37	2 U	2 U	2 U	2 U	2 U	8	16	2 U
Bromide	2 GV	24959-67-9	(mg/l)	0.5 U	0.5 U	0.60	0.5 U	0.5 U	0.5 U	0.5 U	0.7	5.1	2.9
Chemical Oxygen Demand	-	-	(mg/l)	15 U	10 U	10 U	22.5	22.5	19.3	10 U	10 U	55.7	10.6
Chloride	250 ST	16887-00-6	(mg/l)	7.3	12.6	9.3	14.7	16.2	10.5	5.6	5.1	5	7
Hardness (as CaCO ₃)	-	-	(mg/l)	120	44	68	72	62	80	80	80	80	40
Nitrate (as N)	10 ST	14797-55-8	(mg/l)	0.1 U	0.2	0.14	0.67	0.4	0.36	1.47	0.2	1.04	0.33
Phenols, total	0.001 ST	-	(mg/l)	0.0010 U	0.005 U	0.005 U	0.005 U	0.005 U	0.005 U	0.005 U	0.005 U	0.005 U	0.005 U
Sulfate	250 ST	14808-79-8	(mg/l)	20.3	23.3	17.2	14.5	23	26	25.5	24.4	26.8	17.8
Total Organic Carbon	-	-	(mg/l)	2	1.7	1.1	1.2	1 U	1 U	1 U	1 U	1.7	1 U
Total Dissolved Solids	-	-	(mg/l)	78	130	120	100	150	96	97	117	105	155
Total Kjeldahl Nitrogen (as N)	-	7727-37-9	(mg/l)	0.2 U	0.2	0.46	0.1 U	0.1 U	0.1	0.1 U	0.1 U	3.07	0.24

CONSTITUENT	NYSDEC Class GA Groundwater Standards/Guidance Values	CAS #	SITE :	MW-06D	MW-06D	MW-06D	MW-06D	MW-06D	MW-06D	MW-06D	MW-06D	MW-06D	MW-06D
			DATE :	5/24/2004	8/20/2004	11/9/2004	3/1/2005	5/27/2005	8/26/2005	11/29/2005	2/28/2006	5/18/2006	8/9/2006
			UNITS:	(mg/l)	(mg/l)	(mg/l)	(mg/l)	(mg/l)	(mg/l)	(mg/l)	(mg/l)	(mg/l)	(mg/l)
Color (APHA Units)	-	-	(units)	5	NS	NS	5 U	NS	NS	NS	NS	NS	NS
Alkalinity (as CaCO ₃)	-	471-34-1	(mg/l)	11.6	23.8	30.8	22.5	21	21.7	18.8	8.6	24.4	21.8
Ammonia (as N)	2 ST	7664-41-7	(mg/l)	0.21	0.1 U	0.1 U	0.12	0.1 U	0.12	0.11	0.28	0.1 U	0.1 U
Biochemical Oxygen Demand	-	-	(mg/l)	2 U	2 U	10	2 U	2 U	2 U	2 U	2 U	2 U	3
Bromide	2 GV	24959-67-9	(mg/l)	0.6	3.1	4.6	2.9	0.5	3.4	3.2	2.3	3.6	4.3
Chemical Oxygen Demand	-	-	(mg/l)	10 U	10 U	135	11.8	24.3	16.8	10 U	13.5	10 U	10 U
Chloride	250 ST	16887-00-6	(mg/l)	5.9	8	8.9	9.7	8.58	8.1	8.4	9.4	9.3	11.2
Hardness (as CaCO ₃)	-	-	(mg/l)	105	28	63	58	52	40	42	39	5 U	5 U
Nitrate (as N)	10 ST	14797-55-8	(mg/l)	0.45	0.5	0.21	0.71	0.519	0.18	0.58	0.34	0.37	0.49
Phenols, total	0.001 ST	-	(mg/l)	0.005 U	0.005 U	0.0088	0.005 U	0.005 U	0.005 U	0.005 U	0.005 U	0.005 U	0.005 U
Sulfate	250 ST	14808-79-8	(mg/l)	26.6	19.2	16.9	16.8	20.5	17.9	17.8	19.6	16.6	14.6
Total Organic Carbon	-	-	(mg/l)	1.1	1 U	3.2	1	1.19	1 U	1 U	1.3	1.2	1.2
Total Dissolved Solids	-	-	(mg/l)	93	109	92	105	87	99	55	96	80	160
Total Kjeldahl Nitrogen (as N)	-	7727-37-9	(mg/l)	0.23	0.73	2.06	0.88	1 J	0.1 U	0.47	0.11	0.1 U	0.18

NOTES:

NS: Not sampled

U: Analyzed for but not detected, value shown is instrument detection limit

☐ : Concentration exceeds Standard/Guidance Value

J: Reported value is estimated due to variance from quality control limits

Appendix A-1


SONIA ROAD LANDFILL
 POST CLOSURE GROUNDWATER MONITORING PROGRAM
 HISTORIC AND CURRENT SAMPLE RESULTS
 LEACHATE INDICATORS

CONSTITUENT	NYSDEC Class GA Groundwater Standards/Guidance Values	CAS #	SITE : DATE : UNITS:	MW-06D	MW-06D	MW-06D	MW-06D	MW-06D	MW-06D	MW-06D	MW-06D	MW-06D	MW-06D
				12/1/2006 (mg/l)	2/22/2007 (mg/l)	(mg/l)	(mg/l)	(mg/l)	(mg/l)	(mg/l)	(mg/l)	(mg/l)	(mg/l)
Color (APHA Units)	-	-	(units)	5 U	5								
Alkalinity (as CaCO3)	-	471-34-1	(mg/l)	19.9	10.1								
Ammonia (as N)	2 ST	7664-41-7	(mg/l)	0.14	0.10 U								
Biochemical Oxygen Demand	-	-	(mg/l)	2 U	2 U								
Bromide	2 GV	24959-67-9	(mg/l)	3.1	0.5 U								
Chemical Oxygen Demand	-	-	(mg/l)	10 U	10 U								
Chloride	250 ST	16887-00-6	(mg/l)	12.7	14.7								
Hardness (as CaCO3)	-	-	(mg/l)	52	43.0								
Nitrate (as N)	10 ST	14797-55-8	(mg/l)	0.74	0.73								
Phenols, total	0.001 ST	-	(mg/l)	0.005 U	0.005 U								
Sulfate	250 ST	14808-79-8	(mg/l)	13.7	17.9								
Total Organic Carbon	-	-	(mg/l)	1 U	1.0								
Total Dissolved Solids	-	-	(mg/l)	82	74								
Total Kjeldahl Nitrogen (as N)	-	7727-37-9	(mg/l)	0.26	0.71								

NOTES:

NS: Not sampled

U: Analyzed for but not detected, value shown is instrument detection limit

: Concentration exceeds Standard/Guidance Value

J: Reported value is estimated due to variance from quality control limits

Appendix A-1

SONIA ROAD LANDFILL
POST CLOSURE GROUNDWATER MONITORING PROGRAM
HISTORIC AND CURRENT SAMPLE RESULTS
LEACHATE INDICATORS

CONSTITUENT	NYSDEC Class GA Groundwater Standards/Guidance Values	CAS #	SITE : DATE : UNITS:	MW-06I	MW-06I	MW-06I	MW-06I	MW-06I	MW-06I	MW-06I	MW-06I	MW-06I	MW-06I
				10/28/1997	12/05/2000	02/01/2001	8/21/2002	11/21/2002	3/5/2003	6/5/2003	8/22/2003	11/11/2003	2/27/2004
Color (APHA Units)	-	-	(units)	10	30	30	NS	5	NS	NS	5 U	NS	NS
Alkalinity (as CaCO3)	-	471-34-1	(mg/l)	115	97.1	77	43.7	50.7	55.7	48.9	58.7	45	37.2
Ammonia (as N)	2 ST	7664-41-7	(mg/l)	0.76	1.7	1.7	0.1 U	0.1 U	0.1 U	0.1 U	0.1 U	0.17	0.17
Biochemical Oxygen Demand	-	-	(mg/l)	2 U	14	2	2 U	2 U	2 U	11	8	2 U	2 U
Bromide	2 GV	24959-67-9	(mg/l)	0.5 U	0.5 U	0.5 U	0.5 U	0.8 U	0.5 U	0.5 U	0.8	2.5	0.5 U
Chemical Oxygen Demand	-	-	(mg/l)	15 U	10 U	10 U	10.2	10 U	10 U	10 U	10 U	10 U	10 U
Chloride	250 ST	16887-00-6	(mg/l)	25.4	20.1	18	12.3	16.2	8.8	8.4	10.1	13.1	12.7
Hardness (as CaCO3)	-	-	(mg/l)	180	108	120	80	170	40	108	85	88	110
Nitrate (as N)	10 ST	14797-55-8	(mg/l)	0.1 U	0.1 U	0.14	2.24	0.97	0.79	2.1	0.95	1.15	1.19
Phenols, total	0.001 ST	-	(mg/l)	0.002	0.005 U	0.005 U	0.005	0.005 U	0.005 U	0.005 U	0.005 U	0.005 U	0.005 U
Sulfate	250 ST	14808-79-8	(mg/l)	21.2	47.8	50.4	12.7	12.7	16	17.4	25.9	30.9	31
Total Organic Carbon	-	-	(mg/l)	2.4	1.8	2.4	1.7	1.4	1	1.2	1 U	1 U	1 U
Total Dissolved Solids	-	-	(mg/l)	190	211	120	99	151	94	123	153	119	60
Total Kjeldahl Nitrogen (as N)	-	7727-37-9	(mg/l)	1.4	2	2.30	0.1 U	0.1 U	0.23	0.13	0.14	0.19	0.18

CONSTITUENT	NYSDEC Class GA Groundwater Standards/Guidance Values	CAS #	SITE : DATE : UNITS:	MW-06I	MW-06I	MW-06I	MW-06I	MW-06I	MW-06I	MW-06I	MW-06I	MW-06I	MW-06I
				5/24/2004	8/20/2004	11/9/2004	3/1/2005	5/27/2005	8/25/2005	11/29/2005	2/28/2006	5/18/2006	8/9/2006
Color (APHA Units)	-	-	(units)	20	NS	NS	5	NS	NS	NS	NS	NS	NS
Alkalinity (as CaCO3)	-	471-34-1	(mg/l)	33.2	45.4	58.8	41.9	44.6	42.8	49.8	74.6	62.2	81.6
Ammonia (as N)	2 ST	7664-41-7	(mg/l)	0.22	0.1 U	0.49	0.27	0.562	0.87	2.01	1.47	0.1 U	3.93
Biochemical Oxygen Demand	-	-	(mg/l)	2 U	2 U	2 U	2 U	3	2 U	2 U	2 U	2 U	2 U
Bromide	2 GV	24959-67-9	(mg/l)	0.5 U	0.5 U	2.8	0.5 U	0.5 U	1.3	1.3	0.6	0.5	0.5 U
Chemical Oxygen Demand	-	-	(mg/l)	10 U	10 U	70.3	10 U	51.8	16.8	10 U	11	10 U	10 U
Chloride	250 ST	16887-00-6	(mg/l)	18.7	19.4	42.9	25.9	14	14	41	47.2	23.5	20.7
Hardness (as CaCO3)	-	-	(mg/l)	180	34	92	112	70	66	94	130	90	90
Nitrate (as N)	10 ST	14797-55-8	(mg/l)	1.67	1.18	1.06	1.89	1.33	1.34	2.01	0.47	0.48	0.32
Phenols, total	0.001 ST	-	(mg/l)	0.005 U	0.005 U	0.005 U	0.005 U	0.005 U	0.005 U	0.005 U	0.005 U	0.005 U	0.005 U
Sulfate	250 ST	14808-79-8	(mg/l)	20.5	26.7	28.7	36.1	18.7	19.5	25.3	46.2	23.9	25.0
Total Organic Carbon	-	-	(mg/l)	1.2	1	1.8	1.7	2.03	1.2	1.3	2.7	1.3	1.7
Total Dissolved Solids	-	-	(mg/l)	119	142	189	144	108	203	145	240	146	86
Total Kjeldahl Nitrogen (as N)	-	7727-37-9	(mg/l)	0.2	0.17	0.96	0.34	0.664	1.06	2.2	2.27	2.98	4.57

NOTES:

NS: Not sampled

U: Analyzed for but not detected, value shown is instrument detection limit

☐: Concentration exceeds Standard/Guidance Value

J: Reported value is estimated due to variance from quality control limits

Appendix A-1

SONIA ROAD LANDFILL
 POST CLOSURE GROUNDWATER MONITORING PROGRAM
 HISTORIC AND CURRENT SAMPLE RESULTS
 LEACHATE INDICATORS

CONSTITUENT	NYSDEC Class GA Groundwater Standards/Guidance Values	CAS #	SITE : DATE : UNITS:	MW-06I	MW-06I	MW-06I	MW-06I	MW-06I	MW-06I	MW-06I	MW-06I	MW-06I	MW-06I
				12/1/2006 (mg/l)	2/22/2007 (mg/l)	(mg/l)	(mg/l)	(mg/l)	(mg/l)	(mg/l)	(mg/l)	(mg/l)	(mg/l)
Color (APHA Units)	-	-	(units)	5 U	5								
Alkalinity (as CaCO3)	-	471-34-1	(mg/l)	65.2	27.5								
Ammonia (as N)	2 ST	7664-41-7	(mg/l)	4.15	4.61								
Biochemical Oxygen Demand	-	-	(mg/l)	2 U	6								
Bromide	2 GV	24959-67-9	(mg/l)	0.5 U	0.5 U								
Chemical Oxygen Demand	-	-	(mg/l)	10 U	10 U								
Chloride	250 ST	16887-00-6	(mg/l)	31.5	31.8								
Hardness (as CaCO3)	-	-	(mg/l)	68	70.0								
Nitrate (as N)	10 ST	14797-55-8	(mg/l)	0.64	4.61								
Phenols, total	0.001 ST	-	(mg/l)	0.005 U	0.005 U								
Sulfate	250 ST	14808-79-8	(mg/l)	21.0	22.1								
Total Organic Carbon	-	-	(mg/l)	1.1	1.3								
Total Dissolved Solids	-	-	(mg/l)	144	147								
Total Kjeldahl Nitrogen (as N)	-	7727-37-9	(mg/l)	6.21	1.93								

NOTES:

NS: Not sampled

U: Analyzed for but not detected, value shown is instrument detection limit

: Concentration exceeds Standard/Guidance Value

J: Reported value is estimated due to variance from quality control limits

Appendix A-1

SONIA ROAD LANDFILL
POST CLOSURE GROUNDWATER MONITORING PROGRAM
HISTORIC AND CURRENT SAMPLE RESULTS
LEACHATE INDICATORS

CONSTITUENT	NYSDEC Class GA Groundwater Standards/Guidance Values	CAS #	SITE : DATE : UNITS:	MW-06S	MW-06S	MW-06S	MW-06S	MW-06S	MW-06S	MW-06S	MW-06S	MW-06S	MW-06S
				10/27/1997	12/5/2000	02/01/2001	8/21/2002	11/20/2002	3/5/2003	6/4/2003	8/22/2003	11/11/2003	2/27/2004
Color (APHA Units)	-	-	(units)	150	100	70	NS	60	NS	NS	150	NS	NS
Alkalinity (as CaCO ₃)	-	471-34-1	(mg/l)	453	245	200	161	183	156	202	279	239	258
Ammonia (as N)	2 ST	7664-41-7	(mg/l)	7.2	3.5	3.7	3.97	2.76	2.2	2.67	5.45	4.79	3.28
Biochemical Oxygen Demand	-	-	(mg/l)	5	17	10	2 U	6	3	55	16	25	9
Bromide	2 GV	24959-67-9	(mg/l)	0.6	0.7	0.5 U	1.2	0.5 U	0.5 U	0.5 U	0.5 U	4.3	2.1
Chemical Oxygen Demand	-	-	(mg/l)	46	10.7	10 U	24.9	10 U	27.3	10 U	41.1	21.6	30.5
Chloride	250 ST	16887-00-6	(mg/l)	39.8	14.8	20	15.8	19.6	10.7	20	22.3	17.4	19.9
Hardness (as CaCO ₃)	-	-	(mg/l)	440	280	140	220	280	80	200	420	280	36
Nitrate (as N)	10 ST	14797-55-8	(mg/l)	0.1 U	0.1 U	0.1 U	0.21	1.97	0.32	0.17	0.29	0.1 U	1.15
Phenols, total	0.001 ST	-	(mg/l)	0.005	0.005 U	0.005 U	0.005 U	0.005 U	0.005 U	0.005 U	0.005 U	0.005 U	0.005 U
Sulfate	250 ST	14808-79-8	(mg/l)	5 U	5 U	8.40	33.8	38.2	18.3	20.6	133	39.8	12.2
Total Organic Carbon	-	-	(mg/l)	11.4	4.4	5.8	4.6	2.9	5.1	4.2	13.1	5.7	9
Total Dissolved Solids	-	-	(mg/l)	480	270	220	213	391	230	239	564	338	395
Total Kjeldahl Nitrogen (as N)	-	7727-37-9	(mg/l)	17.3	3.9	4.9	4.68	3.24	3.53	3.3	7.64	4.11	3.67

CONSTITUENT	NYSDEC Class GA Groundwater Standards/Guidance Values	CAS #	SITE : DATE : UNITS:	MW-06S	MW-06S	MW-06S	MW-06S	MW-06S	MW-06S	MW-06S	MW-06S	MW-06S	MW-06S
				5/24/2004	8/20/2004	11/9/2004	3/1/2005	5/25/2005	8/25/2005	11/29/2005	2/28/2006	5/22/2006	8/9/2006
Color (APHA Units)	-	-	(units)	100	NS	NS	300	NS	NS	NS	NS	NS	NS
Alkalinity (as CaCO ₃)	-	471-34-1	(mg/l)	206	337	182	166	126	310	240	75.4	410	410
Ammonia (as N)	2 ST	7664-41-7	(mg/l)	4.39	11.1	2.04	2.24	0.96	7.37	5.29	3.56	4.76	6.47
Biochemical Oxygen Demand	-	-	(mg/l)	4	14	5	6	2 U	6	6	8	11	13
Bromide	2 GV	24959-67-9	(mg/l)	0.5 U	2	1	0.5 U	3.9	5.6	4.2	0.5 U	0.5 U	0.6
Chemical Oxygen Demand	-	-	(mg/l)	23	18.1	185	16.8	19.3	109	10 U	41.2	33.6	36.1
Chloride	250 ST	16887-00-6	(mg/l)	16.4	37.4	29.6	28.1	13	37	28.8	27.6	27	28.3
Hardness (as CaCO ₃)	-	-	(mg/l)	950	250	150	184	330	280	264	310	370	390
Nitrate (as N)	10 ST	14797-55-8	(mg/l)	3.76	0.17	0.22	3.76	13.9	0.17	0.48	3.91	0.25	0.34
Phenols, total	0.001 ST	-	(mg/l)	0.005 U	0.005 U	0.005 U	0.005 U	0.005 U	0.005 U	0.005 U	0.005 U	0.005 U	0.005 U
Sulfate	250 ST	14808-79-8	(mg/l)	80	5.5	6.7	12.8	72.2	6.6	50.3	53.2	37.9	6.4
Total Organic Carbon	-	-	(mg/l)	7.8	9.6	4.1	1 U	10.8	10.3	7.1	10.8	14.2	13.2
Total Dissolved Solids	-	-	(mg/l)	336	442	292	269	327	564	346	410	538	520
Total Kjeldahl Nitrogen (as N)	-	7727-37-9	(mg/l)	4.7	12.3	4.29	2.8	3.37	7.36	5.65	5.21	8.01	8.15

NOTES:

NS: Not sampled

U: Analyzed for but not detected, value shown is instrument detection limit

: Concentration exceeds Standard/Guidance Value

J: Reported value is estimated due to variance from quality control limits

Appendix A-1


SONIA ROAD LANDFILL
 POST CLOSURE GROUNDWATER MONITORING PROGRAM
 HISTORIC AND CURRENT SAMPLE RESULTS
 LEACHATE INDICATORS

CONSTITUENT	NYSDEC Class GA Groundwater Standards/Guidance Values	CAS #	SITE : DATE : UNITS:	MW-06S 12/1/2006 (mg/l)	MW-06S 2/22/2007 (mg/l)	MW-06S (mg/l)	MW-06S (mg/l)	MW-06S (mg/l)	MW-06S (mg/l)	MW-06S (mg/l)	MW-06S (mg/l)	MW-06S (mg/l)	MW-06S (mg/l)
Color (APHA Units)	-	-	(units)	80	80								
Alkalinity (as CaCO ₃)	-	471-34-1	(mg/l)	327	216								
Ammonia (as N)	2 ST	7664-41-7	(mg/l)	6.08	4.42								
Biochemical Oxygen Demand	-	-	(mg/l)	14	9								
Bromide	2 GV	24959-67-9	(mg/l)	0.5	0.5 U								
Chemical Oxygen Demand	-	-	(mg/l)	10 U	35.8								
Chloride	250 ST	16887-00-6	(mg/l)	24.1	28.8								
Hardness (as CaCO ₃)	-	-	(mg/l)	312	240								
Nitrate (as N)	10 ST	14797-55-8	(mg/l)	4.48	0.10 U								
Phenols, total	0.001 ST	-	(mg/l)	0.005 U	0.005 U								
Sulfate	250 ST	14808-79-8	(mg/l)	5 U	5.0 U								
Total Organic Carbon	-	-	(mg/l)	9.1	6.6								
Total Dissolved Solids	-	-	(mg/l)	364	246								
Total Kjeldahl Nitrogen (as N)	-	7727-37-9	(mg/l)	9.50	6.48								

NOTES:

NS: Not sampled

U: Analyzed for but not detected, value shown is instrument detection limit

: Concentration exceeds Standard/Guidance Value

J: Reported value is estimated due to variance from quality control limits

Appendix A-1

SONIA ROAD LANDFILL
POST CLOSURE GROUNDWATER MONITORING PROGRAM
HISTORIC AND CURRENT SAMPLE RESULTS
LEACHATE INDICATORS

CONSTITUENT	NYSDEC Class GA Groundwater Standards/Guidance Values	CAS #	SITE :	MW-071	MW-071	MW-071	MW-071	MW-071	MW-071	MW-071	MW-071	MW-071	MW-071
			DATE :	10/28/1997	12/01/2000	01/31/2001	8/21/2002	11/20/2002	3/5/2003	6/3/2003	8/22/2003	11/11/2003	2/27/2004
			UNITS:	(mg/l)	(mg/l)	(mg/l)	(mg/l)	(mg/l)	(mg/l)	(mg/l)	(mg/l)	(mg/l)	(mg/l)
Color (APHA Units)	-	-	(units)	5 U	5 U	5 U	NS	5	NS	NS	5 U	NS	NS
Alkalinity (as CaCO3)	-	471-34-1	(mg/l)	23.4	22.1	23	13.9	12.6	17.5	28.1	24.1	21.5	23.6
Ammonia (as N)	2 ST	7664-41-7	(mg/l)	1.3	0.89	1.2	0.1 U	0.1 U	0.54	0.99	0.51	0.52	1.84
Biochemical Oxygen Demand	-	-	(mg/l)	6	2 U	8	2 U	3	3	7	4	2 U	11
Bromide	2 GV	24959-67-9	(mg/l)	0.5 U	0.6	0.9	0.5 U	0.5 U	0.5 U	0.5 U	0.6	3.4	1.2
Chemical Oxygen Demand	-	-	(mg/l)	15 U	10 U	10 U	12.7	10 U	27.3	10 U	10 U	10 U	10 U
Chloride	250 ST	16887-00-6	(mg/l)	9.2	37.6	31	7.8	5.8	6.4	19.8	10.1	10.3	24
Hardness (as CaCO3)	-	-	(mg/l)	180	72	88	40	160	80	34	58	40	48
Nitrate (as N)	10 ST	14797-55-8	(mg/l)	0.88	3.4	3.1	3.63	2.47	2.03	1.6	1.7	2.46	1.66
Phenols, total	0.001 ST	-	(mg/l)	0.0010 U	0.005 U	0.005 U	0.005 U	0.005 U	0.005 U	0.005 U	0.005 U	0.005 U	0.005 U
Sulfate	250 ST	14808-79-8	(mg/l)	19.9	6	18.9	13.8	17.9	16.6	15.9	22.3	15.9	15.8
Total Organic Carbon	-	-	(mg/l)	1.9	1 U	1.2	1.6	1 U	1 U	1 U	1 U	1 U	1 U
Total Dissolved Solids	-	-	(mg/l)	65	164	140	74	54	84	89	99	74	90
Total Kjeldahl Nitrogen (as N)	-	7727-37-9	(mg/l)	1.7	0.84	1.6	0.1 U	0.1 U	0.92	1.03	0.62	1.02	1.5

CONSTITUENT	NYSDEC Class GA Groundwater Standards/Guidance Values	CAS #	SITE :	MW-071	MW-071	MW-071	MW-071	MW-071	MW-071	MW-071	MW-071	MW-071	MW-071
			DATE :	5/20/2004	8/20/2004	11/9/2004	2/28/2005	5/27/2005	8/24/2005	11/29/2005	2/28/2006	5/22/2006	8/10/2006
			UNITS:	(mg/l)	(mg/l)	(mg/l)	(mg/l)	(mg/l)	(mg/l)	(mg/l)	(mg/l)	(mg/l)	(mg/l)
Color (APHA Units)	-	-	(units)	5 U	NS	NS	5 U	NS	NS	NS	NS	NS	NS
Alkalinity (as CaCO3)	-	471-34-1	(mg/l)	16.8	23	25.2	23.6	23	23.3	20.6	20.4	19	20.4
Ammonia (as N)	2 ST	7664-41-7	(mg/l)	1.41	0.1 U	1.04	1.17	1.07	0.68	0.73	0.74	0.1 U	0.6
Biochemical Oxygen Demand	-	-	(mg/l)	2 U	4	2 U	5	2 U	2 U	2 U	3	17	2
Bromide	2 GV	24959-67-9	(mg/l)	1.7	1.7	2.7	2.8	0.7	2.4	2.1	1.7	1.9	2.2
Chemical Oxygen Demand	-	-	(mg/l)	30.5	10 U	172	14.3	11.8	10 U	10 U	16	10 U	10 U
Chloride	250 ST	16887-00-6	(mg/l)	28.4	27.6	24	21.5	21.6	22.7	25.5	24.3	84.1	64.7
Hardness (as CaCO3)	-	-	(mg/l)	100	30	43	47	54	70	62	46	165	105
Nitrate (as N)	10 ST	14797-55-8	(mg/l)	2.66	4.72	2.66	2.76	2.89	2.61	1.8	1.28	2.93	1.66
Phenols, total	0.001 ST	-	(mg/l)	0.005 U	0.005 U	0.005 U	0.005 U	0.005 U	0.005 U	0.005 U	0.005 U	0.005 U	0.005 U
Sulfate	250 ST	14808-79-8	(mg/l)	21.8	20.4	13.9	17.2	19.3	25.8	27.8	15.4	30.7	29.2
Total Organic Carbon	-	-	(mg/l)	1 U	1 U	1	1 U	1.02	1.7	1 U	1.6	1.5	2.6
Total Dissolved Solids	-	-	(mg/l)	114	129	111	101	112	214	147	117	332	265
Total Kjeldahl Nitrogen (as N)	-	7727-37-9	(mg/l)	1.53	2.75	2.08	1.3	1.27	0.75	0.61	0.95	1.49	0.88

NOTES:

NS: Not sampled

U: Analyzed for but not detected, value shown is instrument detection limit

J: Concentration exceeds Standard/Guidance Value

J: Reported value is estimated due to variance from quality control limits

Appendix A-1


SONIA ROAD LANDFILL
 POST CLOSURE GROUNDWATER MONITORING PROGRAM
 HISTORIC AND CURRENT SAMPLE RESULTS
 LEACHATE INDICATORS

CONSTITUENT	NYSDEC Class GA Groundwater Standards/Guidance Values	CAS #	SITE : DATE : UNITS:	MW-071	MW-071	MW-071	MW-071	MW-071	MW-071	MW-071	MW-071	MW-071	MW-071
				11/28/2006 (mg/l)	2/22/2007 (mg/l)	(mg/l)	(mg/l)	(mg/l)	(mg/l)	(mg/l)	(mg/l)	(mg/l)	(mg/l)
Color (APHA Units)	-	-	(units)	5 U	5								
Alkalinity (as CaCO ₃)	-	471-34-1	(mg/l)	20.4	14.7								
Ammonia (as N)	2 ST	7664-41-7	(mg/l)	0.36	0.10 U								
Biochemical Oxygen Demand	-	-	(mg/l)	2 U	4								
Bromide	2 GV	24959-67-9	(mg/l)	1.4	0.5 U								
Chemical Oxygen Demand	-	-	(mg/l)	10 U	15.5								
Chloride	250 ST	16887-00-6	(mg/l)	57.5	49.7								
Hardness (as CaCO ₃)	-	-	(mg/l)	65.0	54.0								
Nitrate (as N)	10 ST	14797-55-8	(mg/l)	0.91	1.47								
Phenols, total	0.001 ST	-	(mg/l)	0.005 U	0.005 U								
Sulfate	250 ST	14808-79-8	(mg/l)	10	11.5								
Total Organic Carbon	-	-	(mg/l)	1 U	1.2								
Total Dissolved Solids	-	-	(mg/l)	190	148								
Total Kjeldahl Nitrogen (as N)	-	7727-37-9	(mg/l)	0.52	0.87								

NOTES:

NS: Not sampled

U: Analyzed for but not detected, value shown is instrument detection limit

 : Concentration exceeds Standard/Guidance Value

J: Reported value is estimated due to variance from quality control limits

Appendix A-1

SONIA ROAD LANDFILL
POST CLOSURE GROUNDWATER MONITORING PROGRAM
HISTORIC AND CURRENT SAMPLE RESULTS
LEACHATE INDICATORS

CONSTITUENT	NYSDEC Class GA Groundwater Standards/Guidance Values	CAS #	SITE : DATE : UNITS:	MW-11D	MW-11D	MW-11D	MW-11D	MW-11D	MW-11D	MW-11D	MW-11D	MW-11D	MW-11D
				10/31/1997	12/13/2000	02/07/2001	8/22/2002	11/21/2002	3/6/2003	6/4/2003	8/21/2003	11/13/2003	3/1/2004
Color (APHA Units)	-	-	(units)	80	5 U	5 U	NS	5	NS	NS	5	NS	NS
Alkalinity (as CaCO ₃)	-	471-34-1	(mg/l)	36.8	3.6	6.8	5.2	4.4	4	3.7	2.9	3.8	3.3
Ammonia (as N)	2 ST	7664-41-7	(mg/l)	0.5	0.14	0.481	0.1 U	0.1 U	0.1 U	0.1 U	0.1 U	0.1 U	0.23
Biochemical Oxygen Demand	-	-	(mg/l)	4	2	2 U	2 U	2 U	2 U	2 U	6	2 U	2 U
Bromide	2 GV	24959-67-9	(mg/l)	0.5 U	0.5 U	0.5 U	0.5 U	0.9	0.8	0.6	0.5 U	0.5 U	0.5 U
Chemical Oxygen Demand	-	-	(mg/l)	40	10 U	10 U	12.7	10 U	22	11.9	10 U	10 U	10 U
Chloride	250 ST	16887-00-6	(mg/l)	13.3	7.9	10.3	5.4	17.3	13.9	16.6	19	18.2	23.8
Hardness (as CaCO ₃)	-	-	(mg/l)	26	17	28	24	110	22	24	28	43	30
Nitrate (as N)	10 ST	14797-55-8	(mg/l)	1.5	1.9	1.79	0.74	1.91	1.96	2.59	3.67	4.92	4.17
Phenols, total	0.001 ST	-	(mg/l)	0.0063	0.005 U	0.005 U	0.005 U	0.005 U	0.005 U	0.005 U	0.005 U	0.005 U	0.005 U
Sulfate	250 ST	14808-79-8	(mg/l)	31.3	11.3	10.9	17.2	12	13.5	10.1	9.3	12.1	8.6
Total Organic Carbon	-	-	(mg/l)	5.6	1 U	1 U	1 U	1 U	1 U	1 U	1 U	1 U	1 U
Total Dissolved Solids	-	-	(mg/l)	124	61	84	60	109	69	88	126	103	194
Total Kjeldahl Nitrogen (as N)	-	7727-37-9	(mg/l)	0.58	0.1 U	0.46	0.1 U	0.1 U	0.2 U	0.2 U	0.1 U	0.11	0.1 U

CONSTITUENT	NYSDEC Class GA Groundwater Standards/Guidance Values	CAS #	SITE : DATE : UNITS:	MW-11D	MW-11D	MW-11D	MW-11D	MW-11D	MW-11D	MW-11D	MW-11D	MW-11D	MW-11D
				5/21/2004	8/24/2004	11/11/2004	2/24/2005	5/26/2005	8/25/2005	11/28/2005	2/27/2006	5/19/2006	8/11/2006
Color (APHA Units)	-	-	(units)	20	NS	NS	5	NS	NS	NS	NS	NS	NS
Alkalinity (as CaCO ₃)	-	471-34-1	(mg/l)	26.4	19.2	7.8	7.8	5.8	5.9	4.2	17.8	8	4.9
Ammonia (as N)	2 ST	7664-41-7	(mg/l)	0.12	0.1 U	0.1 U	0.1 U	0.1 U	0.16	0.1 U	0.32	0.1 U	0.1 U
Biochemical Oxygen Demand	-	-	(mg/l)	2 U	2 U	2 U	2 U	2 U	2 U	2 U	2 U	2 U	2 U
Bromide	2 GV	24959-67-9	(mg/l)	0.5 U	0.5 U	2.3	0.8	0.9	0.8	0.9	0.5 U	0.5 U	0.6
Chemical Oxygen Demand	-	-	(mg/l)	45.4	10 U	10 U	19.3	10 U	10 U	10 U	10 U	10 U	10 U
Chloride	250 ST	16887-00-6	(mg/l)	18.3	16.9	19.3	26.7	25	20.1	21.2	21.1	21.1	22.6
Hardness (as CaCO ₃)	-	-	(mg/l)	120	24	42	40	46	40	34	40	35	44
Nitrate (as N)	10 ST	14797-55-8	(mg/l)	4.32	4.4	4.65	3.9	3.44	3.42	3.86	2.14	1.82	2.22
Phenols, total	0.001 ST	-	(mg/l)	0.005 U	0.005 U	0.005 U	0.005 U	0.005 U	0.005 U	0.005 U	0.005 U	0.005 U	0.005 U
Sulfate	250 ST	14808-79-8	(mg/l)	13.7	13	10.3	10.7	11.1	14.4	17.1	22.5	20.9	20.6
Total Organic Carbon	-	-	(mg/l)	1 U	1 U	1 U	1 U	1 U	1 U	1 U	1.2	1 U	1 U
Total Dissolved Solids	-	-	(mg/l)	70	274	144	160	153	219	120	133	117	17
Total Kjeldahl Nitrogen (as N)	-	7727-37-9	(mg/l)	0.18	0.65	0.1 U	0.27	0.1 U	0.1 U	0.15	1.75	0.1 U	1.76

NOTES:

NS: Not sampled

U: Analyzed for but not detected, value shown is instrument detection limit

J: Concentration exceeds Standard/Guidance Value

J: Reported value is estimated due to variance from quality control limits

Appendix A-1

SONIA ROAD LANDFILL
 POST CLOSURE GROUNDWATER MONITORING PROGRAM
 HISTORIC AND CURRENT SAMPLE RESULTS
 LEACHATE INDICATORS

CONSTITUENT	NYSDEC Class GA Groundwater Standards/Guidance Values	CAS #	SITE : DATE : UNITS:	MW-11D	MW-11D	MW-11D	MW-11D	MW-11D	MW-11D	MW-11D	MW-11D	MW-11D	MW-11D
				11/29/2006 (mg/l)	2/28/2007 (mg/l)	(mg/l)	(mg/l)	(mg/l)	(mg/l)	(mg/l)	(mg/l)	(mg/l)	(mg/l)
Color (APHA Units)	-	-	(units)	10	5								
Alkalinity (as CaCO ₃)	-	471-34-1	(mg/l)	8.6	9.0								
Ammonia (as N)	2 ST	7664-41-7	(mg/l)	0.1 U	0.10 U								
Biochemical Oxygen Demand	-	-	(mg/l)	2 U	2 U								
Bromide	2 GV	24959-67-9	(mg/l)	0.7	0.5 U								
Chemical Oxygen Demand	-	-	(mg/l)	10 U	10 U								
Chloride	250 ST	16887-00-6	(mg/l)	19.6	25.0								
Hardness (as CaCO ₃)	-	-	(mg/l)	40	44.0								
Nitrate (as N)	10 ST	14797-55-8	(mg/l)	3.43	5.86								
Phenols, total	0.001 ST	-	(mg/l)	0.005 U	0.005 U								
Sulfate	250 ST	14808-79-8	(mg/l)	20.9	21.7								
Total Organic Carbon	-	-	(mg/l)	1 U	1.0 U								
Total Dissolved Solids	-	-	(mg/l)	133	130								
Total Kjeldahl Nitrogen (as N)	-	7727-37-9	(mg/l)	0.46	0.63								

NOTES:

NS: Not sampled

U: Analyzed for but not detected, value shown is instrument detection limit

: Concentration exceeds Standard/Guidance Value

J: Reported value is estimated due to variance from quality control limits

Appendix A-1

SONIA ROAD LANDFILL
POST CLOSURE GROUNDWATER MONITORING PROGRAM
HISTORIC AND CURRENT SAMPLE RESULTS
LEACHATE INDICATORS

CONSTITUENT	NYSDEC Class GA Groundwater Standards/Guidance Values	CAS #	SITE : DATE : UNITS:	MW-111	MW-111	MW-111	MW-111	MW-111	MW-111	MW-111	MW-111	MW-111	MW-111
				10/31/1997	12/13/2000	02/07/2001	8/22/2002	11/21/2002	3/6/2003	6/4/2003	8/21/2003	11/13/2003	3/1/2004
Color (APHA Units)	-	-	(units)	5 U	5 U	5 U	NS	5 U	NS	NS	5	NS	NS
Alkalinity (as CaCO ₃)	-	471-34-1	(mg/l)	27.6	34.2	27.4	14.4	28.2	58	57.6	32.9	28.6	48
Ammonia (as N)	2 ST	7664-41-7	(mg/l)	0.99	1.1	0.91	0.1 U	0.1 U	1.15	0.1 U	0.1 U	0.1 U	1.15
Biochemical Oxygen Demand	-	-	(mg/l)	2 U	2 U	2 U	2 U	2	2 U	3	4	2 U	2 U
Bromide	2 GV	24959-67-9	(mg/l)	0.5 U	0.5 U	0.5 U	0.5 U	0.6	0.8	0.8	0.5 U	0.5 U	0.7
Chemical Oxygen Demand	-	-	(mg/l)	15 U	10 U	10 U	12.7	10 U	16.7	10 U	10 U	10 U	15.6
Chloride	250 ST	16887-00-6	(mg/l)	40.4	17.3	17.5	7	24.3	7.7	14.3	19.7	11.7	22.7
Hardness (as CaCO ₃)	-	-	(mg/l)	54	34	40	40	180	56	62	40	36	48
Nitrate (as N)	10 ST	14797-55-8	(mg/l)	0.13	0.42	1.8	3.07	1.85	0.1 U	1.03	1.01	0.96	0.53
Phenols, total	0.001 ST	-	(mg/l)	0.001	0.005 U	0.005 U	0.005 U	0.005 U	0.005 U	0.005 U	0.005 U	0.005 U	0.005 U
Sulfate	250 ST	14808-79-8	(mg/l)	14.9	6.8	7	5	7.9	10	5.8	10.7	12.9	5 U
Total Organic Carbon	-	-	(mg/l)	1.6	1.3	1 U	1.1	1 U	1 U	1 U	1 U	1 U	1 U
Total Dissolved Solids	-	-	(mg/l)	96	42	63	58	152	109	84	103	78	110
Total Kjeldahl Nitrogen (as N)	-	7727-37-9	(mg/l)	1.5	1.2	0.79	0.1	0.19	0.99	1.18	0.8	0.36	1.11

CONSTITUENT	NYSDEC Class GA Groundwater Standards/Guidance Values	CAS #	SITE : DATE : UNITS:	MW-111	MW-111	MW-111	MW-111	MW-111	MW-111	MW-111	MW-111	MW-111	MW-111
				5/21/2004	8/24/2004	11/11/2004	2/24/2005	5/26/2005	8/25/2005	11/28/2005	2/27/2006	5/19/2006	8/11/2006
Color (APHA Units)	-	-	(units)	5 U	NS	NS	5	NS	NS	NS	NS	NS	NS
Alkalinity (as CaCO ₃)	-	471-34-1	(mg/l)	37.8	28.8	27.8	19.4	32.4	24	26.1	33.4	19.2	17.3
Ammonia (as N)	2 ST	7664-41-7	(mg/l)	1.19	0.1 U	0.15	0.1 U	1.08	0.79	0.58	0.73	0.1 U	0.13
Biochemical Oxygen Demand	-	-	(mg/l)	4	2 U	2 U	2 U	2 U	2 U	2 U	2 U	2 U	2 U
Bromide	2 GV	24959-67-9	(mg/l)	1.7	0.5 U	1.7	0.5 U	0.6	1.5	1.8	0.9	1	0.6
Chemical Oxygen Demand	-	-	(mg/l)	10 U	10 U	10 U	10 U	10 U	10 U	16.8	13.5	10 U	10 U
Chloride	250 ST	16887-00-6	(mg/l)	14.1	10	15.3	17.5	15.1	9.6	11.6	8.1	9	7.3
Hardness (as CaCO ₃)	-	-	(mg/l)	150	25	45	52	52	45	40	48	31	30
Nitrate (as N)	10 ST	14797-55-8	(mg/l)	0.33	1.85	0.74	1.16	1.5	2.11	0.89	0.21	1.31	1.14
Phenols, total	0.001 ST	-	(mg/l)	0.005 U	0.005 U	0.005 U	0.005 U	0.005 U	0.005 U	0.005 U	0.005 U	0.005 U	0.005 U
Sulfate	250 ST	14808-79-8	(mg/l)	0.5 U	11	10.7	13.4	14.4	15.4	12.2	28.2	13.6	11.7
Total Organic Carbon	-	-	(mg/l)	1 U	1 U	1 U	1 U	1 U	1 U	1 U	1.1	1 U	1 U
Total Dissolved Solids	-	-	(mg/l)	38	149	83	92	107	155	87	110	81	67
Total Kjeldahl Nitrogen (as N)	-	7727-37-9	(mg/l)	0.93	0.88	0.79	0.12	0.85	0.77	0.7	0.82	0.52	0.56

NOTES:

NS: Not sampled

U: Analyzed for but not detected, value shown is instrument detection limit

J: Concentration exceeds Standard/Guidance Value

J: Reported value is estimated due to variance from quality control limits

Appendix A-1

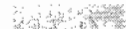
SONIA ROAD LANDFILL
 POST CLOSURE GROUNDWATER MONITORING PROGRAM
 HISTORIC AND CURRENT SAMPLE RESULTS
 LEACHATE INDICATORS

CONSTITUENT	NYSDEC Class GA Groundwater Standards/Guidance Values	CAS #	SITE : DATE : UNITS:	MW-11I	MW-11I	MW-11I	MW-11I	MW-11I	MW-11I	MW-11I	MW-11I	MW-11I	MW-11I
				11/29/2006 (mg/l)	2/28/2007 (mg/l)	(mg/l)	(mg/l)	(mg/l)	(mg/l)	(mg/l)	(mg/l)	(mg/l)	(mg/l)
Color (APHA Units)	-	-	(units)	5 U	5 U								
Alkalinity (as CaCO ₃)	-	471-34-1	(mg/l)	11.8	5.8								
Ammonia (as N)	2 ST	7664-41-7	(mg/l)	0.29	0.10 U								
Biochemical Oxygen Demand	-	-	(mg/l)	2 U	2 U								
Bromide	2 GV	24959-67-9	(mg/l)	1.5	0.5 U								
Chemical Oxygen Demand	-	-	(mg/l)	10 U	10 U								
Chloride	250 ST	16887-00-6	(mg/l)	4.9	5.3								
Hardness (as CaCO ₃)	-	-	(mg/l)	16	12.0								
Nitrate (as N)	10 ST	14797-55-8	(mg/l)	0.78	0.70								
Phenols, total	0.001 ST	-	(mg/l)	0.005 U	0.005 U								
Sulfate	250 ST	14808-79-8	(mg/l)	11.0	13.1								
Total Organic Carbon	-	-	(mg/l)	1 U	1.0 U								
Total Dissolved Solids	-	-	(mg/l)	58	47								
Total Kjeldahl Nitrogen (as N)	-	7727-37-9	(mg/l)	0.28	0.62								

NOTES:

NS: Not sampled

U: Analyzed for but not detected, value shown is instrument detection limit

 : Concentration exceeds Standard/Guidance Value

J: Reported value is estimated due to variance from quality control limits

Appendix A-1

SONIA ROAD LANDFILL
POST CLOSURE GROUNDWATER MONITORING PROGRAM
HISTORIC AND CURRENT SAMPLE RESULTS
LEACHATE INDICATORS

CONSTITUENT	NYSDEC Class GA Groundwater Standards/Guidance Values	CAS #	SITE : DATE : UNITS:	MW-11S 10/31/1997 (mg/l)	MW-11S 12/13/2000 (mg/l)	MW-11S 02/07/2001 (mg/l)	MW-11S 8/22/2002 (mg/l)	MW-11S 11/21/2002 (mg/l)	MW-11S 3/6/2003 (mg/l)	MW-11S 6/4/2003 (mg/l)	MW-11S 8/21/2003 (mg/l)	MW-11S 11/13/2003 (mg/l)	MW-11S 3/1/2004 (mg/l)
Color (APHA Units)	-	-	(units)	100	5 U	5 U	NS	5	NS	NS	10	NS	NS
Alkalinity (as CaCO3)	-	471-34-1	(mg/l)	127	134	135	91.2	133	106	125	174	206	160
Ammonia (as N)	2 ST	7664-41-7	(mg/l)	1	1.3	1.51	1.16	0.1 U	0.58	0.1 U	0.1 U	0.1 U	0.35
Biochemical Oxygen Demand	-	-	(mg/l)	2 U	2 U	2 U	2 U	2 U	2 U	2 U	6	2 U	2 U
Bromide	2 GV	24959-67-9	(mg/l)	0.5 U	0.5 U	0.5 U	0.5	0.8	0.5 U	0.5	0.5 U	0.5 U	1.2
Chemical Oxygen Demand	-	-	(mg/l)	22	10 U	11	12.7	10 U	19.3	19.2	10 U	21.6	20.5
Chloride	250 ST	16887-00-6	(mg/l)	65.1	50.7	36.1	35.1	21.3	23	97.7	139	96.6	86.4
Hardness (as CaCO3)	-	-	(mg/l)	120	210	156	120	230	156	250	270	290	220
Nitrate (as N)	10 ST	14797-55-8	(mg/l)	0.28	0.21	0.25	2.6	2.25	1.6	1.65	1.31	1.52	1.59
Phenols, total	0.001 ST	-	(mg/l)	0.002	0.005 U	0.005 U	0.005 U	0.005 U	0.005 U	0.005 U	0.005 U	0.005 U	0.005 U
Sulfate	250 ST	14808-79-8	(mg/l)	42.1	28.6	49.6	29.2	41	64.8	80.5	68	76.4	45.5
Total Organic Carbon	-	-	(mg/l)	3.7	4.6	3.53	2.8	2.8	4	3.8	7.2	5	4
Total Dissolved Solids	-	-	(mg/l)	261	253	254	179	326	250	423	560	465	392
Total Kjeldahl Nitrogen (as N)	-	7727-37-9	(mg/l)	1.2	1.5	7.76	4.53	0.18	0.77	0.26	0.34	0.31	0.32

CONSTITUENT	NYSDEC Class GA Groundwater Standards/Guidance Values	CAS #	SITE : DATE : UNITS:	MW-11S 5/21/2004 (mg/l)	MW-11S 8/24/2004 (mg/l)	MW-11S 11/11/2004 (mg/l)	MW-11S 2/24/2005 (mg/l)	MW-11S 5/26/2005 (mg/l)	MW-11S 8/25/2005 (mg/l)	MW-11S 11/28/2005 (mg/l)	MW-11S 2/27/2006 (mg/l)	MW-11S 5/19/2006 (mg/l)	MW-11S 8/11/2006 (mg/l)
Color (APHA Units)	-	-	(units)	5	NS	NS	5	NS	NS	NS	NS	NS	NS
Alkalinity (as CaCO3)	-	471-34-1	(mg/l)	113	117	151	96	116	120	134	140	134	148
Ammonia (as N)	2 ST	7664-41-7	(mg/l)	1.81	0.1 U	2.35	2.8	3.46	2.35	0.72	0.42	0.1 U	1.12
Biochemical Oxygen Demand	-	-	(mg/l)	2 U	2 U	2 U	2 U	2 U	2 U	2 U	2 U	2 U	2
Bromide	2 GV	24959-67-9	(mg/l)	1.8	0.6	0.8	2.0	0.5	1.1	1.2	0.5	0.5 U	0.5 U
Chemical Oxygen Demand	-	-	(mg/l)	25.5	10 U	10 U	11.8	10 U	16.8	34.3	13.5	10 U	10 U
Chloride	250 ST	16887-00-6	(mg/l)	79.6	73.7	57.3	76.9	88.5	65.4	87.6	82.8	52.9	105
Hardness (as CaCO3)	-	-	(mg/l)	450	120	208	220	220	200	300	215	190	205
Nitrate (as N)	10 ST	14797-55-8	(mg/l)	1.04	2.87	1.15	1.21	1.07	1.2	1.71	1.07	0.48	0.81
Phenols, total	0.001 ST	-	(mg/l)	0.005 U	0.005 U	0.005 U	0.005 U	0.005 U	0.005 U	0.005 U	0.005 U	0.005 U	0.005 U
Sulfate	250 ST	14808-79-8	(mg/l)	61	55.8	48.8	45.8	50.3	72.5	93.5	74.5	46	59
Total Organic Carbon	-	-	(mg/l)	4.2	3.8	4.9	3.7	3.7	4.3	5.5	4.3	3.1	5.5
Total Dissolved Solids	-	-	(mg/l)	300	532	322	339	366	442	330	413	308	453
Total Kjeldahl Nitrogen (as N)	-	7727-37-9	(mg/l)	1.65	1.27	1.93	2.69	3.54	2.31	1.7	0.85	0.58	1.09

NOTES:

NS: Not sampled

U: Analyzed for but not detected, value shown is instrument detection limit

: Concentration exceeds Standard/Guidance Value

J: Reported value is estimated due to variance from quality control limits

Appendix A-1


SONIA ROAD LANDFILL
 POST CLOSURE GROUNDWATER MONITORING PROGRAM
 HISTORIC AND CURRENT SAMPLE RESULTS
 LEACHATE INDICATORS

CONSTITUENT	NYSDEC Class GA Groundwater Standards/Guidance Values	CAS #	SITE : DATE : UNITS:	MW-11S	MW-11S	MW-11S	MW-11S	MW-11S	MW-11S	MW-11S	MW-11S	MW-11S	MW-11S
				11/29/2006 (mg/l)	2/23/2007 (mg/l)	(mg/l)	(mg/l)	(mg/l)	(mg/l)	(mg/l)	(mg/l)	(mg/l)	(mg/l)
Color (APHA Units)	-	-	(units)	5 U	30								
Alkalinity (as CaCO3)	-	471-34-1	(mg/l)	140	136								
Ammonia (as N)	2 ST	7664-41-7	(mg/l)	1.64	0.10 U								
Biochemical Oxygen Demand	-	-	(mg/l)	2 U	4								
Bromide	2 GV	24959-67-9	(mg/l)	1.4	0.5 U								
Chemical Oxygen Demand	-	-	(mg/l)	16.0	51.0								
Chloride	250 ST	16887-00-6	(mg/l)	46.6	39.8								
Hardness (as CaCO3)	-	-	(mg/l)	130	140								
Nitrate (as N)	10 ST	14797-55-8	(mg/l)	0.59	0.41								
Phenols, total	0.001 ST	-	(mg/l)	0.005 U	0.005 U								
Sulfate	250 ST	14808-79-8	(mg/l)	31.4	27.7								
Total Organic Carbon	-	-	(mg/l)	3.4	3.8								
Total Dissolved Solids	-	-	(mg/l)	277	276								
Total Kjeldahl Nitrogen (as N)	-	7727-37-9	(mg/l)	2.04	3.82								

NOTES:

NS: Not sampled

U: Analyzed for but not detected, value shown is instrument detection limit

 : Concentration exceeds Standard/Guidance Value

J: Reported value is estimated due to variance from quality control limits

Appendix A-1

SONIA ROAD LANDFILL
POST CLOSURE GROUNDWATER MONITORING PROGRAM
HISTORIC AND CURRENT SAMPLE RESULTS
LEACHATE INDICATORS

CONSTITUENT	NYSDEC Class GA Groundwater Standards/Guidance Values	CAS #	SITE :	MW-12D	MW-12D	MW-12D	MW-12D	MW-12D	MW-12D	MW-12D	MW-12D	MW-12D	MW-12D
			DATE :	10/31/1997	12/08/2000	02/07/2001	8/22/2002	11/21/2002	3/6/2003	6/4/2003	8/21/2003	11/3/2003	3/1/2004
			UNITS:	(mg/l)	(mg/l)	(mg/l)	(mg/l)	(mg/l)	(mg/l)	(mg/l)	(mg/l)	(mg/l)	(mg/l)
Color (APHA Units)	-	-	(units)	5 U	5 U	5 U	NS	5	NS	NS	5	NS	NS
Alkalinity (as CaCO ₃)	-	471-34-1	(mg/l)	19.3	7.3	7.8	6.7	6.8	8.4	7.9	8.1	7.4	6.7
Ammonia (as N)	2 ST	7664-41-7	(mg/l)	0.02 U	0.1 U	0.1 U	0.1 U	0.1 U	0.1 U	0.1 U	0.1 U	0.1 U	0.1 U
Biochemical Oxygen Demand	-	-	(mg/l)	3	7	4	2 U	2 U	2 U	4	7	2 U	2 U
Bromide	2 GV	24959-67-9	(mg/l)	0.5 U	0.5 U	0.5 U	0.5 U	0.9	0.5 U	0.5 U	0.5 U	0.5 U	0.5 U
Chemical Oxygen Demand	-	-	(mg/l)	15 U	10 U	10 U	15.1	10 U	10 U	10 U	10 U	11.9	10 U
Chloride	250 ST	16887-00-6	(mg/l)	11.7	4.7	5.71	3.1	4.3	5.6	8.9	6.2	4.2	4.8
Hardness (as CaCO ₃)	-	-	(mg/l)	34	15	28	16	36	64	34	36	33	22
Nitrate (as N)	10 ST	14797-55-8	(mg/l)	0.32	0.38	0.31	0.13	0.24	0.58	0.66	0.63	0.54	0.75
Phenols, total	0.001 ST	-	(mg/l)	0.002	0.005 U	0.005 U	0.005 U	0.005 U	0.005 U	0.005 U	0.005 U	0.005 U	0.005 U
Sulfate	250 ST	14808-79-8	(mg/l)	19.5	20.1	12.8	6.9	11.9	17.1	15.6	16.6	13.5	8.3
Total Organic Carbon	-	-	(mg/l)	0.5 U	2.1	1 U	1 U	1 U	1 U	1 U	1 U	1 U	1 U
Total Dissolved Solids	-	-	(mg/l)	45	77	380	37	69	78	58	88	50	10 U
Total Kjeldahl Nitrogen (as N)	-	7727-37-9	(mg/l)	0.2 U	0.1 U	8.54	0.16	0.1 U	0.2 U	0.1 U	0.1 U	0.1 U	0.1 U

CONSTITUENT	NYSDEC Class GA Groundwater Standards/Guidance Values	CAS #	SITE :	MW-12D	MW-12D	MW-12D	MW-12D	MW-12D	MW-12D	MW-12D	MW-12D	MW-12D	MW-12D
			DATE :	5/21/2004	8/24/2004	11/11/2004	2/24/2005	5/26/2005	8/25/2005	11/28/2005	2/27/2006	5/19/2006	8/11/2006
			UNITS:	(mg/l)	(mg/l)	(mg/l)	(mg/l)	(mg/l)	(mg/l)	(mg/l)	(mg/l)	(mg/l)	(mg/l)
Color (APHA Units)	-	-	(units)	5 U	NS	NS	5 U	NS	NS	NS	NS	NS	NS
Alkalinity (as CaCO ₃)	-	471-34-1	(mg/l)	6.8	7	7.4	7.1	6.7	6.9	7.4	10.4	11.2	19.6
Ammonia (as N)	2 ST	7664-41-7	(mg/l)	0.1 U	0.1 U	0.1 U	0.1 U	0.13	0.11	0.1 U	0.13	0.1 U	0.1 U
Biochemical Oxygen Demand	-	-	(mg/l)	2 U	2 U	2 U	2 U	2 U	2 U	2 U	2 U	2 U	2 U
Bromide	2 GV	24959-67-9	(mg/l)	0.5 U	0.5 U	0.5 U	0.6	0.7	0.7	1	0.5 U	0.5 U	0.5 U
Chemical Oxygen Demand	-	-	(mg/l)	10 U	10 U	10 U	10 U	10 U	10 U	10 U	10 U	10 U	10 U
Chloride	250 ST	16887-00-6	(mg/l)	3.6	4.3	4.0	6.1	4.5	4.9	5.8	5.4	5.5	5
Hardness (as CaCO ₃)	-	-	(mg/l)	36	5 U	18	18	19	15	20	22	21	26
Nitrate (as N)	10 ST	14797-55-8	(mg/l)	0.29	0.30	0.26	0.16	0.13	0.19	0.4	0.33	0.25	0.25
Phenols, total	0.001 ST	-	(mg/l)	0.005 U	0.005 U	0.005 U	0.005 U	0.005 U	0.005 U	0.005 U	0.005 U	0.005 U	0.005 U
Sulfate	250 ST	14808-79-8	(mg/l)	11.3	11.7	10.5	11.1	9.5	10.8	11	11.7	13.5	34
Total Organic Carbon	-	-	(mg/l)	1 U	1 U	1 U	1 U	1 U	1 U	1 U	1 U	1 U	1.1
Total Dissolved Solids	-	-	(mg/l)	25	113	52	58	49	77	75	72	59	70
Total Kjeldahl Nitrogen (as N)	-	7727-37-9	(mg/l)	0.1 U	0.97	0.1 U	0.26	0.1 U	0.1 U	0.9	0.1 U	0.1 U	0.1 U

NOTES:

NS: Not sampled

U: Analyzed for but not detected, value shown is instrument detection limit

J: Concentration exceeds Standard/Guidance Value

J: Reported value is estimated due to variance from quality control limits

Appendix A-1

SONIA ROAD LANDFILL
 POST CLOSURE GROUNDWATER MONITORING PROGRAM
 HISTORIC AND CURRENT SAMPLE RESULTS
 LEACHATE INDICATORS

CONSTITUENT	NYSDEC Class GA Groundwater Standards/Guidance Values	CAS #	SITE : DATE : UNITS:	MW-12D	MW-12D	MW-12D	MW-12D	MW-12D	MW-12D	MW-12D	MW-12D	MW-12D	MW-12D
				11/29/2006 (mg/l)	2/23/2007 (mg/l)	(mg/l)	(mg/l)	(mg/l)	(mg/l)	(mg/l)	(mg/l)	(mg/l)	(mg/l)
Color (APHA Units)	-	-	(units)	5 U	5								
Alkalinity (as CaCO ₃)	-	471-34-1	(mg/l)	1 U	23.9								
Ammonia (as N)	2 ST	7664-41-7	(mg/l)	0.10	0.10 U								
Biochemical Oxygen Demand	-	-	(mg/l)	2 U	6								
Bromide	2 GV	24959-67-9	(mg/l)	1.6	0.5 U								
Chemical Oxygen Demand	-	-	(mg/l)	13.5	23.1								
Chloride	250 ST	16887-00-6	(mg/l)	5.5	6.9								
Hardness (as CaCO ₃)	-	-	(mg/l)	26	50.0								
Nitrate (as N)	10 ST	14797-55-8	(mg/l)	0.67	0.70								
Phenols, total	0.001 ST	-	(mg/l)	0.005 U	0.005 U								
Sulfate	250 ST	14808-79-8	(mg/l)	14.8	16.4								
Total Organic Carbon	-	-	(mg/l)	1 U	1.0 U								
Total Dissolved Solids	-	-	(mg/l)	71	70								
Total Kjeldahl Nitrogen (as N)	-	7727-37-9	(mg/l)	0.14	0.95								

NOTES:

NS: Not sampled

U: Analyzed for but not detected, value shown is instrument detection limit

J: Concentration exceeds Standard/Guidance Value

J: Reported value is estimated due to variance from quality control limits

Appendix A-1

SONIA ROAD LANDFILL
POST CLOSURE GROUNDWATER MONITORING PROGRAM
HISTORIC AND CURRENT SAMPLE RESULTS
LEACHATE INDICATORS


CONSTITUENT	NYSDEC Class GA Groundwater Standards/Guidance Values	CAS #	SITE : DATE : UNITS:	MW-121	MW-121	MW-121	MW-121	MW-121	MW-121	MW-121	MW-121	MW-121	MW-121
				10/31/1997	12/07/2000	02/08/2001	8/22/2002	11/21/2002	3/6/2003	6/4/2003	8/21/2003	11/13/2003	3/1/2004
Color (APHA Units)	-	-	(units)	5 U	5 U	5 U	NS	10	NS	NS	5	NS	NS
Alkalinity (as CaCO ₃)	-	471-34-1	(mg/l)	10.5	31.8	17.2	2.8	6.8	4.4	7.1	3.1	4.4	4.2
Ammonia (as N)	2 ST	7664-41-7	(mg/l)	0.51	0.61	0.703	0.1 U	0.1 U	0.1 U	0.1 U	0.1 U	0.1 U	0.14
Biochemical Oxygen Demand	-	-	(mg/l)	2 U	6	2 U	2 U	2 U	2 U	2 U	6	2 U	2 U
Bromide	2 GV	24959-67-9	(mg/l)	0.5 U	0.5 U	0.700	0.5 U	1.1	1	0.5 U	0.5 U	0.5 U	0.5 U
Chemical Oxygen Demand	-	-	(mg/l)	16	10 U	10 U	10 U	39.6	14	10 U	10 U	10 U	15.6
Chloride	250 ST	16887-00-6	(mg/l)	17.5	14.9	13.1	4.5	8.4	4.6	13.1	7.9	4.8	5.5
Hardness (as CaCO ₃)	-	-	(mg/l)	54	52	36.0	16	1900	32	32	20	26	24
Nitrate (as N)	10 ST	14797-55-8	(mg/l)	4.7	0.73	1.1	0.93	1.54	0.33	0.53	0.21	1.3	0.7
Phenols, total	0.001 ST	-	(mg/l)	0.0010 U	0.005 U	0.005 U	0.005 U	0.005 U	0.005 U	0.005 U	0.005 U	0.005 U	0.005 U
Sulfate	250 ST	14808-79-8	(mg/l)	43.1	48.3	24.2	10	10.4	11.6	11.3	8.6	9.8	6.9
Total Organic Carbon	-	-	(mg/l)	3.6	1.2	0.0010 U	1 U	1 U	1 U	1 U	1 U	1 U	1 U
Total Dissolved Solids	-	-	(mg/l)	106	143	90	39	79	55	62	49	40	14
Total Kjeldahl Nitrogen (as N)	-	7727-37-9	(mg/l)	0.46	0.84	8.30	0.1 U	0.1 U	0.2 U	0.1 U	0.1 U	0.1 U	0.13

CONSTITUENT	NYSDEC Class GA Groundwater Standards/Guidance Values	CAS #	SITE : DATE : UNITS:	MW-121	MW-121	MW-121	MW-121	MW-121	MW-121	MW-121	MW-121	MW-121	MW-121
				5/21/2004	8/24/2004	11/11/2004	2/24/2005	5/26/2005	8/25/2005	11/28/2005	2/27/2006	5/19/2006	8/11/2006
Color (APHA Units)	-	-	(units)	5 U	NS	NS	5	NS	NS	NS	NS	NS	NS
Alkalinity (as CaCO ₃)	-	471-34-1	(mg/l)	3.5	5.6	6.4	29.6	4.3	5.4	14.4	29.4	15.7	7.9
Ammonia (as N)	2 ST	7664-41-7	(mg/l)	0.1 U	0.1 U	0.29	0.1 U	0.29	0.1 U	1.11	0.49	0.15	0.56
Biochemical Oxygen Demand	-	-	(mg/l)	2 U	2 U	5	2 U	2 U	2 U	2 U	2 U	3	3
Bromide	2 GV	24959-67-9	(mg/l)	0.5 U	0.6	1.2	0.7	0.5 U	0.5 U	1.3	0.5 U	0.5	0.5 U
Chemical Oxygen Demand	-	-	(mg/l)	10 U	10 U	10 U	10 U	14.3	10 U	10 U	13.5	10 U	10 U
Chloride	250 ST	16887-00-6	(mg/l)	4.3	12.5	28.1	45.5	10.5	18.5	29.2	27	26.2	15.9
Hardness (as CaCO ₃)	-	-	(mg/l)	22	10	34	66	18	22	49	80	70	40
Nitrate (as N)	10 ST	14797-55-8	(mg/l)	0.52	1.65	1.23	0.72	0.52	0.86	0.26	0.77	3.73	1.41
Phenols, total	0.001 ST	-	(mg/l)	0.005 U	0.005 U	0.005 U	0.005 U	0.005 U	0.005 U	0.005 U	0.005 U	0.005 U	0.005 U
Sulfate	250 ST	14808-79-8	(mg/l)	8.8	7.6	6.7	8.7	9	7.5	29.6	35	51.8	35.4
Total Organic Carbon	-	-	(mg/l)	1 U	1 U	1 U	1.4	1 U	1 U	1.9	3.3	1.5	1.3
Total Dissolved Solids	-	-	(mg/l)	47	152	77	136	50	101	127	153	155	112
Total Kjeldahl Nitrogen (as N)	-	7727-37-9	(mg/l)	0.1 U	0.56	0.5	0.53	0.24	0.36	2.13	0.69	4.15	2.89

NOTES:

NS: Not sampled

U: Analyzed for but not detected, value shown is instrument detection limit

: Concentration exceeds Standard/Guidance Value

J: Reported value is estimated due to variance from quality control limits

Appendix A-1


SONIA ROAD LANDFILL
 POST CLOSURE GROUNDWATER MONITORING PROGRAM
 HISTORIC AND CURRENT SAMPLE RESULTS
 LEACHATE INDICATORS

CONSTITUENT	NYSDEC Class GA Groundwater Standards/Guidance Values	CAS #	SITE : DATE : UNITS:	MW-12I	MW-12I	MW-12I	MW-12I	MW-12I	MW-12I	MW-12I	MW-12I	MW-12I	MW-12I
				11/29/2006 (mg/l)	2/23/2007 (mg/l)	(mg/l)	(mg/l)	(mg/l)	(mg/l)	(mg/l)	(mg/l)	(mg/l)	(mg/l)
Color (APHA Units)	-	-	(units)	5 U	5								
Alkalinity (as CaCO ₃)	-	471-34-1	(mg/l)	21.8	58.8								
Ammonia (as N)	2 ST	7664-41-7	(mg/l)	3.71	1.02								
Biochemical Oxygen Demand	-	-	(mg/l)	5	50								
Bromide	2 GV	24959-67-9	(mg/l)	1.0	0.5 U								
Chemical Oxygen Demand	-	-	(mg/l)	10 U	78.8								
Chloride	250 ST	16887-00-6	(mg/l)	12.9	21.7								
Hardness (as CaCO ₃)	-	-	(mg/l)	24	84.0								
Nitrate (as N)	10 ST	14797-55-8	(mg/l)	2.61	0.11								
Phenols, total	0.001 ST	-	(mg/l)	0.005 U	0.005 U								
Sulfate	250 ST	14808-79-8	(mg/l)	26.4	31.1								
Total Organic Carbon	-	-	(mg/l)	1.1	21.3								
Total Dissolved Solids	-	-	(mg/l)	97	124								
Total Kjeldahl Nitrogen (as N)	-	7727-37-9	(mg/l)	7.67	3.99								

NOTES:

NS: Not sampled

U: Analyzed for but not detected, value shown is instrument detection limit

 : Concentration exceeds Standard/Guidance Value

J: Reported value is estimated due to variance from quality control limits

Appendix A-1

**SONIA ROAD LANDFILL
POST CLOSURE GROUNDWATER MONITORING PROGRAM
HISTORIC AND CURRENT SAMPLE RESULTS
LEACHATE INDICATORS**


CONSTITUENT	NYSDEC Class GA Groundwater Standards/Guidance Values	CAS #	SITE : DATE : UNITS:	MW-12S	MW-12S	MW-12S	MW-12S	MW-12S	MW-12S	MW-12S	MW-12S	MW-12S	MW-12S
				10/31/1997 (mg/l)	12/07/2000 (mg/l)	02/05/2001 (mg/l)	8/22/2002 (mg/l)	11/21/2002 (mg/l)	3/6/2003 (mg/l)	6/4/2003 (mg/l)	8/21/2003 (mg/l)	11/13/2003 (mg/l)	3/1/2004 (mg/l)
Color (APHA Units)	-	-	(units)	5 U	5 U	5	NS	5	NS	NS	5	NS	NS
Alkalinity (as CaCO ₃)	-	471-34-1	(mg/l)	102	104	98	113	111	77.8	74.3	141	150	118
Ammonia (as N)	2 ST	7664-41-7	(mg/l)	0.11	0.02 U	0.07 J	0.1 U	0.1 U	0.1 U	0.1 U	0.1 U	0.1 U	0.1 U
Biochemical Oxygen Demand	-	-	(mg/l)	3	2	2 U	2 U	2 U	2 U	2 U	4	2 U	2 U
Bromide	2 GV	24959-67-9	(mg/l)	0.5 U	0.5 U	0.5 U	0.5 U	1.4	0.5 U	0.8	0.5 U	0.5	0.5 U
Chemical Oxygen Demand	-	-	(mg/l)	16	10 U	10 U	10 U	10 U	16.7	21.6	10 U	10 U	13.1
Chloride	250 ST	16887-00-6	(mg/l)	21	16	24	15.7	17.7	113	25.6	11.2	25.8	52.2
Hardness (as CaCO ₃)	-	-	(mg/l)	90	96	100	140	108	108	82	110	220	120
Nitrate (as N)	10 ST	14797-55-8	(mg/l)	0.75	0.67	0.4	2.21	1.14	0.89	0.58	1.54	1.89	1.18
Phenols, total	0.001 ST	-	(mg/l)	0.0010 U	0.005 U	0.005 U	0.005 U	0.005 U	0.005 U	0.005 U	0.005 U	0.005 U	0.005 U
Sulfate	250 ST	14808-79-8	(mg/l)	32.8	36.4	13.4	37.5	27.6	32.1	23.3	32	38.4	24.4
Total Organic Carbon	-	-	(mg/l)	2.3	1.7	2.2	3.3	1.7	1.9	1.6	1.8	2	1.6
Total Dissolved Solids	-	-	(mg/l)	170	175	250	185	290	352	151	241	265	296
Total Kjeldahl Nitrogen (as N)	-	7727-37-9	(mg/l)	0.21	0.2 U	0.12	0.1 U	0.1 U	0.2 U	0.1 U	0.1 U	0.22	0.13

CONSTITUENT	NYSDEC Class GA Groundwater Standards/Guidance Values	CAS #	SITE : DATE : UNITS:	MW-12S	MW-12S	MW-12S	MW-12S	MW-12S	MW-12S	MW-12S	MW-12S	MW-12S	MW-12S
				5/21/2004 (mg/l)	8/24/2004 (mg/l)	11/11/2004 (mg/l)	2/24/2005 (mg/l)	5/26/2005 (mg/l)	8/25/2005 (mg/l)	11/28/2005 (mg/l)	2/27/2006 (mg/l)	5/19/2006 (mg/l)	8/11/2006 (mg/l)
Color (APHA Units)	-	-	(units)	5 U	NS	NS	5 U	NS	NS	NS	NS	NS	NS
Alkalinity (as CaCO ₃)	-	471-34-1	(mg/l)	119	130	74	97.1	98	105	65.2	76.4	70.8	59
Ammonia (as N)	2 ST	7664-41-7	(mg/l)	0.13	0.1 U	0.1 U	0.11	0.12	0.19	1.24	0.46	0.1 U	0.1 U
Biochemical Oxygen Demand	-	-	(mg/l)	2 U	2 U	2 U	2 U	2 U	2 U	2 U	2 U	2 U	2 U
Bromide	2 GV	24959-67-9	(mg/l)	0.5 U	0.7	1.8	0.5	0.5 U	1	1.4	0.5 U	0.5 U	0.5 U
Chemical Oxygen Demand	-	-	(mg/l)	10 U	10 U	10 U	21.8	29.3	10 U	10 U	10 U	10 U	10 U
Chloride	250 ST	16887-00-6	(mg/l)	31.6	31.6	19.7	245	42.2	45.5	48.9	56.6	24	20.5
Hardness (as CaCO ₃)	-	-	(mg/l)	320	88	94	172	128	98	90	105	66	44
Nitrate (as N)	10 ST	14797-55-8	(mg/l)	1.24	1.76	0.52	0.83	1.06	1.18	1.86	1.79	1.67	2.12
Phenols, total	0.001 ST	-	(mg/l)	0.005 U	0.005 U	0.005 U	0.005 U	0.005 U	0.005 U	0.005 U	0.005 U	0.005 U	0.005 U
Sulfate	250 ST	14808-79-8	(mg/l)	29.5	54.8	17.7	39.1	28.4	32.6	14.9	21.7	26.8	20.1
Total Organic Carbon	-	-	(mg/l)	1.7	1.8	2.6	1.7	2.7	2.8	1.1	1.8	1.5	1.2
Total Dissolved Solids	-	-	(mg/l)	184	474	170	568	216	382	212	247	181	163
Total Kjeldahl Nitrogen (as N)	-	7727-37-9	(mg/l)	0.18	0.17	0.1 U	0.19	0.21	0.2	1.54	0.65	0.1U	0.12

NOTES:

NS: Not sampled

U: Analyzed for but not detected, value shown is instrument detection limit

: Concentration exceeds Standard/Guidance Value

J: Reported value is estimated due to variance from quality control limits

Appendix A-1


SONIA ROAD LANDFILL
 POST CLOSURE GROUNDWATER MONITORING PROGRAM
 HISTORIC AND CURRENT SAMPLE RESULTS
 LEACHATE INDICATORS

CONSTITUENT	NYSDEC Class GA Groundwater Standards/Guidance Values	CAS #	SITE : DATE : UNITS:	MW-12S	MW-12S	MW-12S	MW-12S	MW-12S	MW-12S	MW-12S	MW-12S	MW-12S	MW-12S
				11/29/2006	2/23/2007	(mg/l)	(mg/l)	(mg/l)	(mg/l)	(mg/l)	(mg/l)	(mg/l)	(mg/l)
Color (APHA Units)	-	-	(units)	5 U	20								
Alkalinity (as CaCO ₃)	-	471-34-1	(mg/l)	73.0	71.2								
Ammonia (as N)	2 ST	7664-41-7	(mg/l)	0.1 U	0.10 U								
Biochemical Oxygen Demand	-	-	(mg/l)	2 U	6								
Bromide	2 GV	24959-67-9	(mg/l)	1.1	0.5 U								
Chemical Oxygen Demand	-	-	(mg/l)	10 U	40.9								
Chloride	250 ST	16887-00-6	(mg/l)	25.2	25.5								
Hardness (as CaCO ₃)	-	-	(mg/l)	110	80.0								
Nitrate (as N)	10 ST	14797-55-8	(mg/l)	2.33	2.30								
Phenols, total	0.001 ST	-	(mg/l)	0.005 U	0.005 U								
Sulfate	250 ST	14808-79-8	(mg/l)	22.8	25.0								
Total Organic Carbon	-	-	(mg/l)	1.5	1.4								
Total Dissolved Solids	-	-	(mg/l)	189	183								
Total Kjeldahl Nitrogen (as N)	-	7727-37-9	(mg/l)	0.16	0.75								

NOTES:

NS: Not sampled

U: Analyzed for but not detected, value shown is instrument detection limit

 : Concentration exceeds Standard/Guidance Value

J: Reported value is estimated due to variance from quality control limits

APPENDIX A-2

Inorganic Parameters

Appendix A-2

SONIA ROAD LANDFILL
 POST CLOSURE GROUNDWATER MONITORING PROGRAM
 HISTORIC AND CURRENT SAMPLE RESULTS
 INORGANIC PARAMETERS

CONSTITUENT	NYSDEC Class GA Groundwater Standards/ Guidance Values	CAS #	SITE: DATE: UNITS:	MW-01D	MW-01D	MW-01D	MW-01D	MW-01D	MW-01D	MW-01D	MW-01D
				10/24/1997	11/30/2000	1/30/2001	8/21/2002	11/20/2002	3/5/2003	6/3/2003	8/21/2003
				(ug/l)	(ug/l)	(ug/l)	(ug/l)	(ug/l)	(ug/l)	(ug/l)	(ug/l)
Aluminum	-	7429-90-5	ug/l	105	59.6 B	79.6 B	NA	131 B	NA	NA	39.8 B
Antimony	3 GV	7440-36-0	ug/l	3 U	1.7 U	12.3 U	NA	4.4 B	NA	NA	3.5 U
Arsenic	25 ST	7440-38-2	ug/l	2.4 U	2.5 U	1.9 U	NA	4.5 U	NA	NA	3.2 U
Barium	1,000 ST	7440-39-3	ug/l	111	124 B	87.6	NA	93	NA	NA	22.4 B
Beryllium	3 GV	7440-41-7	ug/l	0.13	0.1 U	0.21	NA	0.4 U	NA	NA	0.20 U
Boron	1,000 ST	7440-42-8	ug/l	NA	102	161	NA	113	NA	NA	139
Cadmium	5 ST	7440-43-9	ug/l	0.3 U	0.4 U	0.2 U	0.11 B	0.5 U	0.81 B	0.10 B	0.30 U
Calcium	-	7440-70-2	ug/l	35,300	19500	15200	26,400	24,400	21,100	15,800	5,650
Chromium Hexavalent	50 ST	18540-29-9	ug/l	20 U	20 U	20 U	NA	20 U	NA	NA	20 U
Chromium Total	50 ST	7440-47-3	ug/l	0.53	3.5 U	0.6 U	NA	3.6 B	NA	NA	0.70 U
Cobalt	-	7440-48-4	ug/l	1.3	2.1 B	1.7 U	NA	5 B	NA	NA	5.0 B
Copper	200 ST	7440-50-8	ug/l	1.9	2 B	2.1	NA	7 B	NA	NA	2.3 B
Iron	300 ST	7439-89-6	ug/l	110	32 B	34.2	205	301	301	120	63.1 B
Lead	25 ST	7439-92-1	ug/l	1.3	1.4 U	1.1 U	0.8 U	1.4 U	3.2	1.7 B	0.80 U
Magnesium	35,000 GV	7439-95-4	ug/l	10,700	6010	4800	9,680	8,130	7,530	5,740	1,710 B
Manganese	300 ST	7439-96-5	ug/l	132	9.9 B	7.3	34.3	28.6	67.5	6.8 B	3.6 B
Mercury	0.7 ST	7439-97-6	ug/l	0.1 U	0.1 U	0.1 U	NA	0.10 U	NA	NA	0.10 U
Nickel	100 ST	7440-02-0	ug/l	2.2	1.9 U	1.4 U	NA	7.5 B	NA	NA	6.0 B
Potassium	-	7440-09-7	ug/l	6,780	10,400	9,240	7,740	20,500	10,700	6,830	2,390 B
Selenium	10 ST	7782-49-2	ug/l	2.8 U	1.7 U	1.5 U	NA	2.4 U	NA	NA	3.8 U
Silver	50 ST	7440-22-4	ug/l	0.9 U	0.77 B	1.6 U	NA	1 U	NA	NA	1.0 U
Sodium	20,000 ST	7440-23-5	ug/l	61,000	490,000	390,000	443,000	327,000	346,000	404,000	156,000
Thallium	0.5 GV	7440-28-0	ug/l	2.6 U	2.3 U	2.8 U	NA	4.2 U	NA	NA	3.0 B
Vanadium	-	7440-62-2	ug/l	1.2 U	0.7 U	1.7 U	NA	1.4 B	NA	NA	1.8 U
Zinc	2,000 ST	7440-66-6	ug/l	39	3.8 B	5.1	NA	190	NA	NA	33.2
Cyanide	200 ST	0057-12-5	ug/l	17	17	20.4	NA	30.4	NA	NA	29
Iron + Manganese	500 ST	-	ug/l	242	41.9	41.5	239.3	329.6	368.5	126.8	66.7

NOTES:

NS: Not sampled.

Concentration exceeds Standard/Guidance Value.

U: Analyzed for but not detected, value shown is instrument detection limit.

NA: Not analyzed.

B: Concentration is above instrument detection limit but below contract required detection limit.

U*: Result qualified as non-detect based on validation criteria

ST: Standard.

GV: Guidance value.

Appendix A-2

**SONIA ROAD LANDFILL
POST CLOSURE GROUNDWATER MONITORING PROGRAM
HISTORIC AND CURRENT SAMPLE RESULTS
INORGANIC PARAMETERS**

CONSTITUENT	NYSDEC Class GA Groundwater Standards/ Guidance Values	CAS #	SITE: DATE: UNITS:	MW-01D 11/10/2003 (ug/l)	MW-01D 2/26/2004 (ug/l)	MW-01D 5/20/2004 (ug/l)	MW-01D 8/19/2004 (ug/l)	MW-01D 11/8/2004 (ug/l)	MW-01D 2/28/2005 (ug/l)	MW-01D 5/25/2005 (ug/l)	MW-01D 8/24/2005 (ug/l)
Aluminum	-	7429-90-5	ug/l	NA	NA	52.5 B	NA	NA	143 B	NA	NA
Antimony	3 GV	7440-36-0	ug/l	NA	NA	2.4 U	NA	NA	3.6 U	NA	NA
Arsenic	25 ST	7440-38-2	ug/l	NA	NA	3.6 U	NA	NA	2.5 U	NA	NA
Barium	1,000 ST	7440-39-3	ug/l	NA	NA	123 B	NA	NA	284	NA	NA
Beryllium	3 GV	7440-41-7	ug/l	NA	NA	0.2 U	NA	NA	0.19 U	NA	NA
Boron	1,000 ST	7440-42-8	ug/l	NA	NA	173 B	NA	NA	158	NA	NA
Cadmium	5 ST	7440-43-9	ug/l	0.3 U	0.20 U	0.3 U	0.30 U	0.23 U	0.23 U	0.74 B	0.65 U
Calcium	-	7440-70-2	ug/l	1,420 B	19,500	27,800	61,300	62,800	57,100	49,800	38,500
Chromium Hexavalent	50 ST	18540-29-9	ug/l	NA	NA	20 U	NA	NA	20 U	NA	NA
Chromium Total	50 ST	7440-47-3	ug/l	NA	NA	0.63 B	NA	NA	0.63 U	NA	NA
Cobalt	-	7440-48-4	ug/l	NA	NA	7.2 B	NA	NA	12.4 B	NA	NA
Copper	200 ST	7440-50-8	ug/l	NA	NA	3.6 B	NA	NA	1.1 U	NA	NA
Iron	300 ST	7439-89-6	ug/l	119	79.6 B	96.9 B	61.7 B	22.3 B	59.1 B	64.9 B	192
Lead	25 ST	7439-92-1	ug/l	2.5 B	1.6 U	1.2 U	1.2 U	1.1 U	1.1 U	1.7 U	1.7 U
Magnesium	35,000 GV	7439-95-4	ug/l	504 B	6,270	9,620	17,700	16,300	12,700	10,200	8,020
Manganese	300 ST	7439-96-5	ug/l	3.6 B	9.3 B	17.6	22.5	21	23.4	21.7	28.5
Mercury	0.7 ST	7439-97-6	ug/l	NA	NA	0.1 U	NA	NA	0.10 U	NA	NA
Nickel	100 ST	7440-02-0	ug/l	NA	NA	5.1 B	NA	NA	17.4 B	NA	NA
Potassium	-	7440-09-7	ug/l	1,380 B	5,480	7,230	12,200	13,700	15,300	9,870	8,800
Selenium	10 ST	7782-49-2	ug/l	NA	NA	2.1 U	NA	NA	3 U	NA	NA
Silver	50 ST	7440-22-4	ug/l	NA	NA	0.5 U	NA	NA	0.86 B	NA	NA
Sodium	20,000 ST	7440-23-5	ug/l	103,000	416,000	448,000	569,000	693,000	826,000	711,000	635,000
Thallium	0.5 GV	7440-28-0	ug/l	NA	NA	2.8 U	NA	NA	3.7 B	NA	NA
Vanadium	-	7440-62-2	ug/l	NA	NA	1.7 U	NA	NA	1.8 U	NA	NA
Zinc	2,000 ST	7440-66-6	ug/l	NA	NA	32.4	NA	NA	50.9	NA	NA
Cyanide	200 ST	0057-12-5	ug/l	NA	NA	10 U	NA	NA	18	NA	NA
Iron + Manganese	500 ST*	-	ug/l	122.6	88.9	114.5	84.2	43.3	82.5	86.6	220.5

NOTES:

NS: Not sampled.

Concentration exceeds Standard/Guidance Value.

U: Analyzed for but not detected, value shown is instrument detection limit.

NA: Not analyzed.

B: Concentration is above instrument detection limit but below contract required detection limit.

U*: Result qualified as non-detect based on validation criteria

ST: Standard.

GV: Guidance value.

Appendix A-2

SONIA ROAD LANDFILL
POST CLOSURE GROUNDWATER MONITORING PROGRAM
HISTORIC AND CURRENT SAMPLE RESULTS
INORGANIC PARAMETERS

CONSTITUENT	NYSDEC Class GA Groundwater Standards/ Guidance Values	CAS #	SITE: DATE: UNITS:	MW-01D 11/28/2005 (ug/l)	MW-01D 2/24/2006 (ug/l)	MW-01D 5/17/2006 (ug/l)	MW-01D 8/9/2006 (ug/l)	MW-01D 11/28/2006 (ug/l)	MW-01D 2/21/2007 (ug/l)	MW-01D (ug/l)	MW-01D (ug/l)
Aluminum	-	7429-90-5	ug/l	NA	NA	NA	NA	137 B	1,290		
Antimony	3 GV	7440-36-0	ug/l	NA	NA	NA	NA	3.2 U	3.2 U		
Arsenic	25 ST	7440-38-2	ug/l	NA	NA	NA	NA	2.9 U	2.9 U		
Barium	1,000 ST	7440-39-3	ug/l	NA	NA	NA	NA	260	114 B		
Beryllium	3 GV	7440-41-7	ug/l	NA	NA	NA	NA	0.50 B	0.17 U		
Boron	1,000 ST	7440-42-8	ug/l	NA	NA	NA	NA	125 B	85.0 B		
Cadmium	5 ST	7440-43-9	ug/l	0.3 U	0.46 B	0.34 U	0.94 B	0.78 B	1.2 B		
Calcium	-	7440-70-2	ug/l	35,900	35,800	36,100	37,700	53,100	33,800		
Chromium Hexavalent	50 ST	18540-29-9	ug/l	NA	NA	NA	NA	0.02 U	0.02 U		
Chromium Total	50 ST	7440-47-3	ug/l	NA	NA	NA	NA	0.50 B	2.3 B		
Cobalt	-	7440-48-4	ug/l	NA	NA	NA	NA	29.1 B	14.5 B		
Copper	200 ST	7440-50-8	ug/l	NA	NA	NA	NA	5.0 B	11.2 B		
Iron	300 ST	7439-89-6	ug/l	53.9 B	83.5 B	58.0 B	74.2 B	147	1,470		
Lead	25 ST	7439-92-1	ug/l	1.6 U	1.3 U	1.9 U	1.9 U	1.5 U	12.7		
Magnesium	35,000 GV	7439-95-4	ug/l	7,250	7,570	7,600	8,340	14,000	8,340		
Manganese	300 ST	7439-96-5	ug/l	31.2	47.9	65.8	105	310	118		
Mercury	0.7 ST	7439-97-6	ug/l	NA	NA	NA	NA	0.1U	0.10 U		
Nickel	100 ST	7440-02-0	ug/l	NA	NA	NA	NA	14.4 B	6.9 B		
Potassium	-	7440-09-7	ug/l	7,840	11,000	8,880	10,600	13,400	23,800		
Selenium	10 ST	7782-49-2	ug/l	NA	NA	NA	NA	2.0 B	3.4 B		
Silver	50 ST	7440-22-4	ug/l	NA	NA	NA	NA	0.71 B	0.40 B		
Sodium	20,000 ST	7440-23-5	ug/l	727,000	750,000	158,000	791,000	965,000	457,000		
Thallium	0.5 GV	7440-28-0	ug/l	NA	NA	NA	NA	2.9 U	3.4 B		
Vanadium	-	7440-62-2	ug/l	NA	NA	NA	NA	1.4 U	3.1 B		
Zinc	2,000 ST	7440-66-6	ug/l	NA	NA	NA	NA	59.2	346		
Cyanide	200 ST	0057-12-5	ug/l	NA	NA	NA	NA	65.5	10.0 U		
Iron + Manganese	500 ST*	-	ug/l	85.1	131.4	123.8	179.2	457	1,588		

NOTES:

NS: Not sampled.

Concentration exceeds Standard/Guidance Value.

U: Analyzed for but not detected, value shown is instrument detection limit.

NA: Not analyzed.

B: Concentration is above instrument detection limit but below contract required detection limit.

U*: Result qualified as non-detect based on validation criteria

ST: Standard.

GV: Guidance value.

Appendix A-2

SONIA ROAD LANDFILL
POST CLOSURE GROUNDWATER MONITORING PROGRAM
HISTORIC AND CURRENT SAMPLE RESULTS
INORGANIC PARAMETERS

CONSTITUENT	NYSDEC Class GA Groundwater Standards/ Guidance Values	CAS #	SITE: DATE: UNITS:	MW-01I 10/24/1997 (ug/l)	MW-01I 11/30/2000 (ug/l)	MW-01I 1/30/2001 (ug/l)	MW-01I 8/21/2002 (ug/l)	MW-01I 11/20/2002 (ug/l)	MW-01I 3/5/2003 (ug/l)	MW-01I 6/3/2003 (ug/l)	MW-01I 8/21/2003 (ug/l)
Aluminum	-	7429-90-5	ug/l	60.8	12.5 B	27.7	NA	19 B	NA	NA	13.9 U
Antimony	3 GV	7440-36-0	ug/l	3 U	1.7 U	12.3 U	NA	3.1 U	NA	NA	3.5 U
Arsenic	25 ST	7440-38-2	ug/l	2.4 U	2.5 U	1.9 U	NA	4.5 U	NA	NA	3.2 U
Barium	1,000 ST	7440-39-3	ug/l	93.2	4.3 B	7.8	NA	26.2 B	NA	NA	38.9 B
Beryllium	3 GV	7440-41-7	ug/l	0.1	0.1 U	0.1 U	NA	0.40 U	NA	NA	0.2 U
Boron	1,000 ST	7440-42-8	ug/l	NA	65.8 B	94.3	NA	68.1 B	NA	NA	176
Cadmium	5 ST	7440-43-9	ug/l	0.3 U	0.4 U	0.2 U	0.21 B	0.50 U	0.16 B	0.10 U	0.30 U
Calcium	-	7440-70-2	ug/l	7,510	723 B	1,350	4,840 B	10,200	5,850	2,520 B	13,200
Chromium Hexavalent	50 ST	18540-29-9	ug/l	20 U	20 U	20 U	NA	20 U	NA	NA	20 U
Chromium Total	50 ST	7440-47-3	ug/l	0.4 U	3.5 U	0.6 U	NA	0.80 U	NA	NA	0.70 U
Cobalt	-	7440-48-4	ug/l	2.7	2.2 B	1.7 U	NA	5.7 B	NA	NA	5.8 B
Copper	200 ST	7440-50-8	ug/l	0.93	2.1 B	1.7	NA	2.0 B	NA	NA	1.1 U
Iron	300 ST	7439-89-6	ug/l	80.1	13.3 B	22.8	242	78.8 B	105	45.2 B	23.6 U
Lead	25 ST	7439-92-1	ug/l	1	1.4 U	1.1 U	1.3 B	1.4 U	1.5 U	1.6 B	0.80 U
Magnesium	35,000 GV	7439-95-4	ug/l	3,720	154 B	266	904 B	1,910 B	1,160 B	439	2,490 B
Manganese	300 ST	7439-96-5	ug/l	286	1.3 B	3.9	32.4	24	16.5	7.4 B	24.4
Mercury	0.7 ST	7439-97-6	ug/l	0.1 U	0.1 U	0.1 U	NA	0.10 U	NA	NA	0.10 U
Nickel	100 ST	7440-02-0	ug/l	5.1	1.9 U	1.4 U	NA	8.2 B	NA	NA	6.1 B
Potassium	-	7440-09-7	ug/l	4,250	951 B	1,510	1,370 B	1,770 B	1,970 B	1,250 B	2,700 B
Selenium	10 ST	7782-49-2	ug/l	2.8 U	1.7 U	1.5 U	NA	2.4 U	NA	NA	3.8 U
Silver	50 ST	7440-22-4	ug/l	0.9 U	0.5 U	2.6	NA	1 U	NA	NA	1.0 U
Sodium	20,000 ST	7440-23-5	ug/l	120,000	50,600	68,000	16,100	43,000	64,400	37,000	83,500
Thallium	0.5 GV	7440-28-0	ug/l	2.6 U	2.3 U	2.8 U	NA	4.2 U	NA	NA	3.4 B
Vanadium	-	7440-62-2	ug/l	1.2 U	0.7 U	1.7	NA	0.60 U	NA	NA	1.8 U
Zinc	2,000 ST	7440-66-6	ug/l	29.5	2.2 U	8.6	NA	27.6	NA	NA	3.4 B
Cyanide	200 ST	0057-12-5	ug/l	10 U	10 U	5 U	NA	10 U	NA	NA	10 U
Iron + Manganese	500 ST	-	ug/l	366.1	14.6	26.7	274.4	102.8	121.5	52.6	48

NOTES:

NS: Not sampled.

Concentration exceeds Standard/Guidance Value.

U: Analyzed for but not detected, value shown is instrument detection limit.

NA: Not analyzed.

B: Concentration is above instrument detection limit but below contract required detection limit.

U*: Result qualified as non-detect based on validation criteria

ST: Standard.

GV: Guidance value.

Appendix A-2

SONIA ROAD LANDFILL
POST CLOSURE GROUNDWATER MONITORING PROGRAM
HISTORIC AND CURRENT SAMPLE RESULTS
INORGANIC PARAMETERS

CONSTITUENT	NYSDEC Class GA Groundwater Standards/ Guidance Values	CAS #	SITE: DATE: UNITS:	MW-01I	MW-01I	MW-01I	MW-01I	MW-01I	MW-01I	MW-01I	MW-01I	
				11/10/2003 (ug/l)	2/26/2004 (ug/l)	5/20/2004 (ug/l)	8/19/2004 (ug/l)	11/8/2004 (ug/l)	2/28/2005 (ug/l)	5/25/2005 (ug/l)	8/24/2005 (ug/l)	
Aluminum	-	7429-90-5	ug/l	NA	NA	21.5 B	NA	NA	NA	99.2 B	NA	NA
Antimony	3 GV	7440-36-0	ug/l	NA	NA	2.4 U	NA	NA	NA	3.6 U	NA	NA
Arsenic	25 ST	7440-38-2	ug/l	NA	NA	3.6 U	NA	NA	NA	2.5 U	NA	NA
Barium	1,000 ST	7440-39-3	ug/l	NA	NA	9.2 B	NA	NA	NA	17.3 B	NA	NA
Beryllium	3 GV	7440-41-7	ug/l	NA	NA	0.2 U	NA	NA	NA	0.19 U	NA	NA
Boron	1,000 ST	7440-42-8	ug/l	NA	NA	229 B	NA	NA	NA	299	NA	NA
Cadmium	5 ST	7440-43-9	ug/l	0.30 U	0.20 U	0.3 U	0.30 U	0.23 U	0.35 B	0.65 U	0.65 U	0.65 U
Calcium	-	7440-70-2	ug/l	25,100	17,300	2720 B	6,790	5,700	13,000	10,500	7,890	7,890
Chromium Hexavalent	50 ST	18540-29-9	ug/l	NA	NA	20 U	NA	NA	20 U	NA	NA	NA
Chromium Total	50 ST	7440-47-3	ug/l	NA	NA	0.6 U	NA	NA	1.4 B	NA	NA	NA
Cobalt	-	7440-48-4	ug/l	NA	NA	11 B	NA	NA	5.7 B	NA	NA	NA
Copper	200 ST	7440-50-8	ug/l	NA	NA	3.6 B	NA	NA	15.6 B	NA	NA	NA
Iron	300 ST	7439-89-6	ug/l	44.1 B	31.6 B	82.6 B	48.9 B	30.6 B	99.4 B	37.2 B	43.4 B	43.4 B
Lead	25 ST	7439-92-1	ug/l	1.2 B	1.6 U	1.2 U	1.2 U	1.1 U	1.6 B	1.7 U	1.7 U	1.7 U
Magnesium	35,000 GV	7439-95-4	ug/l	4,750 B	3,560 B	559 B	1,710 B	1,320 B	3,010 B	2,430 B	1,860 B	1,860 B
Manganese	300 ST	7439-96-5	ug/l	71.2	70.6	16	51.6	13.6	33.3	63.2	147	147
Mercury	0.7 ST	7439-97-6	ug/l	NA	NA	0.1 U	NA	NA	0.10 U	NA	NA	NA
Nickel	100 ST	7440-02-0	ug/l	NA	NA	7.4 B	NA	NA	6.4 B	NA	NA	NA
Potassium	-	7440-09-7	ug/l	3040 B	3,860	1640 B	1900 B	2180 B	2700 B	2630 B	1950 B	1950 B
Selenium	10 ST	7782-49-2	ug/l	NA	NA	2.1 U	NA	NA	3 U	NA	NA	NA
Silver	50 ST	7440-22-4	ug/l	NA	NA	0.5 U	NA	NA	0.85 B	NA	NA	NA
Sodium	20,000 ST	7440-23-5	ug/l	49,900	74,100	33,800	27,400	29,700	20,900	13,700	12,000	12,000
Thallium	0.5 GV	7440-28-0	ug/l	NA	NA	2.8 U	NA	NA	2.7 U	NA	NA	NA
Vanadium	-	7440-62-2	ug/l	NA	NA	1.7 U	NA	NA	1.8 U	NA	NA	NA
Zinc	2,000 ST	7440-66-6	ug/l	NA	NA	13.3 B	NA	NA	89	NA	NA	NA
Cyanide	200 ST	0057-12-5	ug/l	NA	NA	10 U	NA	NA	10 U	NA	NA	NA
Iron + Manganese	500 ST*	-	ug/l	115.3	102.2	98.6	100.5	44.2	132.7	100.4	190.4	190.4

NOTES:

NS: Not sampled.

 Concentration exceeds Standard/Guidance Value.

U: Analyzed for but not detected, value shown is instrument detection limit.

NA: Not analyzed.

B: Concentration is above instrument detection limit but below contract required detection limit.

U*: Result qualified as non-detect based on validation criteria

ST: Standard.

GV: Guidance value.

Appendix A-2

**SONIA ROAD LANDFILL
POST CLOSURE GROUNDWATER MONITORING PROGRAM
HISTORIC AND CURRENT SAMPLE RESULTS
INORGANIC PARAMETERS**

CONSTITUENT	NYSDEC Class GA Groundwater Standards/ Guidance Values	CAS #	SITE: DATE: UNITS:	MW-01I	MW-01I	MW-01I	MW-01I	MW-01I	MW-01I	MW-01I	MW-01I
				11/28/2005 (ug/l)	2/24/2006 (ug/l)	5/17/2006 (ug/l)	8/8/2006 (ug/l)	11/28/2006 (ug/l)	2/21/2007 (ug/l)	(ug/l)	(ug/l)
Aluminum	-	7429-90-5	ug/l	NA	NA	NA	NA	33.1 B	37.5 B		
Antimony	3 GV	7440-36-0	ug/l	NA	NA	NA	NA	3.2 U	3.2 U		
Arsenic	25 ST	7440-38-2	ug/l	NA	NA	NA	NA	2.9 U	2.9 U		
Barium	1,000 ST	7440-39-3	ug/l	NA	NA	NA	NA	14.7 B	13.4 B		
Beryllium	3 GV	7440-41-7	ug/l	NA	NA	NA	NA	0.17 U	0.17 U		
Boron	1,000 ST	7440-42-8	ug/l	NA	NA	NA	NA	269 B	304 B		
Cadmium	5 ST	7440-43-9	ug/l	0.43 U	0.26 U	0.34 U	0.34 U	0.28 U	0.55 B		
Calcium	-	7440-70-2	ug/l	7,910	7,190	7,260	13,500	13,200	13,400		
Chromium Hexavalent	50 ST	18540-29-9	ug/l	NA	NA	NA	NA	0.02 U	0.02 U		
Chromium Total	50 ST	7440-47-3	ug/l	NA	NA	NA	NA	0.50 U	0.50 U		
Cobalt	-	7440-48-4	ug/l	NA	NA	NA	NA	7.1 B	8.9 B		
Copper	200 ST	7440-50-8	ug/l	NA	NA	NA	NA	2.2 B	10 B		
Iron	300 ST	7439-89-6	ug/l	20 B	52.0 B	24.7 B	63.8 B	21.3 B	112		
Lead	25 ST	7439-92-1	ug/l	1.6 B	1.3 U	1.9 U	1.9 U	1.5 U	1.9 B		
Magnesium	35,000 GV	7439-95-4	ug/l	1,870 B	1,740 B	1,580 B	2,910 B	3,100 B	3,280 B		
Manganese	300 ST	7439-96-5	ug/l	133	135	217	474	484	121		
Mercury	0.7 ST	7439-97-6	ug/l	NA	NA	NA	NA	0.1U	0.10 U		
Nickel	100 ST	7440-02-0	ug/l	NA	NA	NA	NA	6.9 B	8.1 B		
Potassium	-	7440-09-7	ug/l	2,160 B	2,730 B	1,960 B	2,980 B	2,170 B	2,840 B		
Selenium	10 ST	7782-49-2	ug/l	NA	NA	NA	NA	1.7 U	1.7 U		
Silver	50 ST	7440-22-4	ug/l	NA	NA	NA	NA	0.38 U	0.38 U		
Sodium	20,000 ST	7440-23-5	ug/l	15,500	18,100	17,500	10,400	12,400	13,900		
Thallium	0.5 GV	7440-28-0	ug/l	NA	NA	NA	NA	2.9 U	2.9 U		
Vanadium	-	7440-62-2	ug/l	NA	NA	NA	NA	1.4 U	1.4 U		
Zinc	2,000 ST	7440-66-6	ug/l	NA	NA	NA	NA	47.7	48.3		
Cyanide	200 ST	0057-12-5	ug/l	NA	NA	NA	NA	10.0 U	10.0 U		
Iron + Manganese	500 ST*	-	ug/l	153	187	231.7	537.8	505.3	233		

NOTES:

NS: Not sampled.

 Concentration exceeds Standard/Guidance Value.

U: Analyzed for but not detected, value shown is instrument detection limit.

NA: Not analyzed.

B: Concentration is above instrument detection limit but below contract required detection limit.

U*: Result qualified as non-detect based on validation criteria

ST: Standard.

GV: Guidance value.

Appendix A-2

SONIA ROAD LANDFILL
POST CLOSURE GROUNDWATER MONITORING PROGRAM
HISTORIC AND CURRENT SAMPLE RESULTS
INORGANIC PARAMETERS

CONSTITUENT	NYSDEC Class GA Groundwater Standards/ Guidance Values	CAS #	SITE: DATE: UNITS:	MW-01S 10/24/1997 (ug/l)	MW-01S 11/30/2000 (ug/l)	MW-01S 1/29/2001 (ug/l)	MW-01S 8/21/2002 (ug/l)	MW-01S 11/20/2002 (ug/l)	MW-01S 3/5/2003 (ug/l)	MW-01S 6/3/2003 (ug/l)	MW-01S 8/21/2003 (ug/l)
Aluminum	-	7429-90-5	ug/l	378	21 B	32.1	NA	101 B	NA	NA	30.7 B
Antimony	3 GV	7440-36-0	ug/l	3.0 U	1.7 U	12.3 U	NA	3.1 U	NA	NA	3.5 U
Arsenic	25 ST	7440-38-2	ug/l	2.5	2.5 U	5.9	NA	4.5 U	NA	NA	3.2 U
Barium	1,000 ST	7440-39-3	ug/l	75.5	52.7 B	58	NA	67.4 B	NA	NA	66.9 B
Beryllium	3 GV	7440-41-7	ug/l	0.2	0.1 U	0.1 U	NA	0.40 U	NA	NA	0.20 U
Boron	1,000 ST	7440-42-8	ug/l	NA	622	553	NA	271	NA	NA	140
Cadmium	5 ST	7440-43-9	ug/l	0.3 U	0.4 U	0.2 U	0.10 U	0.50 U	0.10 U	0.10 U	0.30 U
Calcium	-	7440-70-2	ug/l	93,000	53,000	63,900	65,400	82,400	87,700	81,200	92,000
Chromium Hexavalent	50 ST	18540-29-9	ug/l	20 U	20 U	20 U	NA	20 U	NA	NA	20 U
Chromium Total	50 ST	7440-47-3	ug/l	2.7	3.5 U	1.5	NA	1.1 B	NA	NA	0.70 U
Cobalt	-	7440-48-4	ug/l	2.5	2.8 B	4.8	NA	5.4 B	NA	NA	3.4 B
Copper	200 ST	7440-50-8	ug/l	3.2	1.5 U	2.4	NA	3.5 B	NA	NA	3.4 B
Iron	300 ST	7439-89-6	ug/l	6,710	4,360	4,670	13,300	14,000	13,100	7,870	3,040
Lead	25 ST	7439-92-1	ug/l	12.7	1.4 U	6.5	2.2 B	1.4 B	1.5 U	1.9 B	0.80 U
Magnesium	35,000 GV	7439-95-4	ug/l	8,940	6010	7240	7,530	8,980	10,700	9,690	9,000
Manganese	300 ST	7439-96-5	ug/l	944	1,220	2,210	1,850	2,740	2,670	925	814
Mercury	0.7 ST	7439-97-6	ug/l	0.12	0.1 U	0.1 U	NA	0.10 U	NA	NA	0.10 U
Nickel	100 ST	7440-02-0	ug/l	1.3 U	1.9 U	1.4 U	NA	1.2 B	NA	NA	4.6 B
Potassium	-	7440-09-7	ug/l	10,000	16200	15700	8,380	11,000	9,900	13,600	9,910
Selenium	10 ST	7782-49-2	ug/l	2.8 U	1.7 U	5.5 N	NA	2.4 U	NA	NA	3.8 U
Silver	50 ST	7440-22-4	ug/l	0.9 U	0.58 B	1.6 U	NA	1 U	NA	NA	1.0 U
Sodium	20,000 ST	7440-23-5	ug/l	31,400	35,400	33,700	29,400	38,100	49,600	82,800	43,500
Thallium	0.5 GV	7440-28-0	ug/l	2.6 U	2.3 U	2.8 U	NA	4.2 U	NA	NA	3.0 B
Vanadium	-	7440-62-2	ug/l	1.2	0.7 U	1.7 U	NA	0.65 B	NA	NA	1.8 U
Zinc	2,000 ST	7440-66-6	ug/l	37	2.2 U	22.4	NA	40.6	NA	NA	66.9
Cyanide	200 ST	0057-12-5	ug/l	10 U	10 U	5 U	NA	10 U	NA	NA	10 U
Iron + Manganese	500 ST	-	ug/l	7,654	5,580	7,080	15,150	16,740	15,770	8,795	3,854

NOTES:

NS: Not sampled.

Concentration exceeds Standard/Guidance Value.

U: Analyzed for but not detected, value shown is instrument detection limit.

NA: Not analyzed.

B: Concentration is above instrument detection limit but below contract required detection limit.

U*: Result qualified as non-detect based on validation criteria

ST: Standard.

GV: Guidance value.

Appendix A-2

SONIA ROAD LANDFILL
 POST CLOSURE GROUNDWATER MONITORING PROGRAM
 HISTORIC AND CURRENT SAMPLE RESULTS
 INORGANIC PARAMETERS

CONSTITUENT	NYSDEC Class GA Groundwater Standards/ Guidance Values	CAS #	SITE: DATE: UNITS:	MW-01S	MW-01S	MW-01S	MW-01S	MW-01S	MW-01S	MW-01S	MW-01S	
				11/10/2003 (ug/l)	2/26/2004 (ug/l)	5/20/2004 (ug/l)	8/19/2004 (ug/l)	11/8/2004 (ug/l)	2/28/2005 (ug/l)	5/25/2005 (ug/l)	8/24/2005 (ug/l)	
Aluminum	-	7429-90-5	ug/l	NA	NA	30.3 B	NA	NA	NA	67 B	NA	NA
Antimony	3 GV	7440-36-0	ug/l	NA	NA	2.4 U	NA	NA	NA	3.6 U	NA	NA
Arsenic	25 ST	7440-38-2	ug/l	NA	NA	3.6 U	NA	NA	NA	2.5 U	NA	NA
Barium	1,000 ST	7440-39-3	ug/l	NA	NA	46.1 B	NA	NA	NA	45.9 B	NA	NA
Beryllium	3 GV	7440-41-7	ug/l	NA	NA	0.2 U	NA	NA	NA	0.19 U	NA	NA
Boron	1,000 ST	7440-42-8	ug/l	NA	NA	168 B	NA	NA	NA	152	NA	NA
Cadmium	5 ST	7440-43-9	ug/l	0.30 U	0.20 U	0.3 U	0.30 U	0.23 U	0.34 B	0.65 U	0.65 U	0.65 U
Calcium	-	7440-70-2	ug/l	133,000	93,100	83,800	88,500	79,900	77,400	80,100	66,500	66,500
Chromium Hexavalent	50 ST	18540-29-9	ug/l	NA	NA	20 U	NA	NA	20 U	NA	NA	NA
Chromium Total	50 ST	7440-47-3	ug/l	NA	NA	1.8 B	NA	NA	1.0 B	NA	NA	NA
Cobalt	-	7440-48-4	ug/l	NA	NA	5.2 B	NA	NA	4.8 B	NA	NA	NA
Copper	200 ST	7440-50-8	ug/l	NA	NA	3.3 B	NA	NA	1.5 B	NA	NA	NA
Iron	300 ST	7439-89-6	ug/l	4,890	5,300	7,980	6,480	7,210	5,950	7,570	6,070	6,070
Lead	25 ST	7439-92-1	ug/l	1.1 U	1.6 U	1.3 B	1.2 U	1.1 U	1.1 U	3.2	2.4 B	2.4 B
Magnesium	35,000 GV	7439-95-4	ug/l	14,000	13,300	9,930	10,100	9,680	10,200	9,940	7,950	7,950
Manganese	300 ST	7439-96-5	ug/l	969	1,900	2,280	2,400	2,630	1,970	2,470	1,330	1,330
Mercury	0.7 ST	7439-97-6	ug/l	NA	NA	0.1 U	NA	NA	0.10 U	NA	NA	NA
Nickel	100 ST	7440-02-0	ug/l	NA	NA	2.2 B	NA	NA	1.8 B	NA	NA	NA
Potassium	-	7440-09-7	ug/l	16600	8,580	8,960	10,700	11,400	10,100	10,800	9,530	9,530
Selenium	10 ST	7782-49-2	ug/l	NA	NA	2.6 B	NA	NA	3.0 U	NA	NA	NA
Silver	50 ST	7440-22-4	ug/l	NA	NA	0.5 U	NA	NA	0.75 U	NA	NA	NA
Sodium	20,000 ST	7440-23-5	ug/l	90,400	62,800	45,700	47,280	64,700	58,500	73,400	60,600	60,600
Thallium	0.5 GV	7440-28-0	ug/l	NA	NA	2.8 U	NA	NA	2.7 U	NA	NA	NA
Vanadium	-	7440-62-2	ug/l	NA	NA	1.7 U	NA	NA	1.8 U	NA	NA	NA
Zinc	2,000 ST	7440-66-6	ug/l	NA	NA	40.7	NA	NA	72	NA	NA	NA
Cyanide	200 ST	0057-12-5	ug/l	NA	NA	10 U	NA	NA	10 U	NA	NA	NA
Iron + Manganese	500 ST*	-	ug/l	5,859	7,200	10,260	8,880	9,840	7,920	10,040	7,400	7,400

NOTES:

NS: Not sampled.

Concentration exceeds Standard/Guidance Value.

U: Analyzed for but not detected, value shown is instrument detection limit.

NA: Not analyzed.

B: Concentration is above instrument detection limit but below contract required detection limit.

U*: Result qualified as non-detect based on validation criteria

ST: Standard.

GV: Guidance value.

Appendix A-2

SONIA ROAD LANDFILL
POST CLOSURE GROUNDWATER MONITORING PROGRAM
HISTORIC AND CURRENT SAMPLE RESULTS
INORGANIC PARAMETERS

CONSTITUENT	NYSDEC Class GA	CAS #	SITE:
	Groundwater Standards/ Guidance Values		DATE:
			UNITS:
Aluminum	-	7429-90-5	ug/l
Antimony	3 GV	7440-36-0	ug/l
Arsenic	25 ST	7440-38-2	ug/l
Barium	1,000 ST	7440-39-3	ug/l
Beryllium	3 GV	7440-41-7	ug/l
Boron	1,000 ST	7440-42-8	ug/l



Appendix A-2

SONIA ROAD LANDFILL
POST CLOSURE GROUNDWATER MONITORING PROGRAM
HISTORIC AND CURRENT SAMPLE RESULTS
INORGANIC PARAMETERS

CONSTITUENT	NYSDEC Class GA Groundwater Standards/ Guidance Values	CAS #	SITE: DATE: UNITS:	MW-01D 10/24/1997 (ug/l)	MW-01D 11/30/2000 (ug/l)	MW-01D 1/30/2001 (ug/l)	MW-01D 8/21/2002 (ug/l)	MW-01D 11/20/2002 (ug/l)	MW-01D 3/5/2003 (ug/l)	MW-01D 6/3/2003 (ug/l)	MW-01D 8/21/2003 (ug/l)
Aluminum	-	7429-90-5	ug/l	105	59.6 B	79.6 B	NA	131 B	NA	NA	39.8 B
Antimony	3 GV	7440-36-0	ug/l	3 U	1.7 U	12.3 U	NA	4.4 B	NA	NA	3.5 U
Arsenic	25 ST	7440-38-2	ug/l	2.4 U	2.5 U	1.9 U	NA	4.5 U	NA	NA	3.2 U
Barium	1,000 ST	7440-39-3	ug/l	111	124 B	87.6	NA	93	NA	NA	22.4 B
Beryllium	3 GV	7440-41-7	ug/l	0.13	0.1 U	0.21	NA	0.4 U	NA	NA	0.20 U
Boron	1,000 ST	7440-42-8	ug/l	NA	102	161	NA	113	NA	NA	139
Cadmium	5 ST	7440-43-9	ug/l	0.3 U	0.4 U	0.2 U	0.11 B	0.5 U	0.81 B	0.10 B	0.30 U
Calcium	-	7440-70-2	ug/l	35,300	19500	15200	26,400	24,400	21,100	15,800	5,650
Chromium Hexavalent	50 ST	18540-29-9	ug/l	20 U	20 U	20 U	NA	20 U	NA	NA	20 U
Chromium Total	50 ST	7440-47-3	ug/l	0.53	3.5 U	0.6 U	NA	3.6 B	NA	NA	0.70 U
Cobalt	-	7440-48-4	ug/l	1.3	2.1 B	1.7 U	NA	5 B	NA	NA	5.0 B
Copper	200 ST	7440-50-8	ug/l	1.9	2 B	2.1	NA	7 B	NA	NA	2.3 B
Iron	300 ST	7439-89-6	ug/l	110	32 B	34.2	205	301	301	120	63.1 B
Lead	25 ST	7439-92-1	ug/l	1.3	1.4 U	1.1 U	0.8 U	1.4 U	3.2	1.7 B	0.80 U
Magnesium	35,000 GV	7439-95-4	ug/l	10,700	6010	4800	9,680	8,130	7,530	5,740	1,710 B
Manganese	300 ST	7439-96-5	ug/l	132	9.9 B	7.3	34.3	28.6	67.5	6.8 B	3.6 B
Mercury	0.7 ST	7439-97-6	ug/l	0.1 U	0.1 U	0.1 U	NA	0.10 U	NA	NA	0.10 U
Nickel	100 ST	7440-02-0	ug/l	2.2	1.9 U	1.4 U	NA	7.5 B	NA	NA	6.0 B
Potassium	-	7440-09-7	ug/l	6,780	10,400	9,240	7,740	20,500	10,700	6,830	2,390 B
Selenium	10 ST	7782-49-2	ug/l	2.8 U	1.7 U	1.5 U	NA	2.4 U	NA	NA	3.8 U
Silver	50 ST	7440-22-4	ug/l	0.9 U	0.77 B	1.6 U	NA	1 U	NA	NA	1.0 U
Sodium	20,000 ST	7440-23-5	ug/l	61,000	490,000	390,000	445,000	327,000	346,000	404,000	156,000
Thallium	0.5 GV	7440-28-0	ug/l	2.6 U	2.3 U	2.8 U	NA	4.2 U	NA	NA	4.0 B
Vanadium	-	7440-62-2	ug/l	1.2 U	0.7 U	1.7 U	NA	1.4 B	NA	NA	1.8 U
Zinc	2,000 ST	7440-66-6	ug/l	39	3.8 B	5.1	NA	190	NA	NA	33.2
Cyanide	200 ST	0057-12-5	ug/l	17	17	20.4	NA	30.4	NA	NA	29
Iron + Manganese	500 ST	-	ug/l	242	41.9	41.5	239.3	329.6	368.5	126.8	66.7

NOTES:

NS: Not sampled.

Concentration exceeds Standard/Guidance Value.

U: Analyzed for but not detected, value shown is instrument detection limit.

NA: Not analyzed.

B: Concentration is above instrument detection limit but below contract required detection limit.

U*: Result qualified as non-detect based on validation criteria

ST: Standard.

GV: Guidance value.

Appendix A-2

SONIA ROAD LANDFILL
POST CLOSURE GROUNDWATER MONITORING PROGRAM
HISTORIC AND CURRENT SAMPLE RESULTS
INORGANIC PARAMETERS

CONSTITUENT	NYSDEC Class GA Groundwater Standards/ Guidance Values	CAS #	SITE: DATE: UNITS:	MW-01D	MW-01D	MW-01D	MW-01D	MW-01D	MW-01D	MW-01D	MW-01D	
				11/10/2003 (ug/l)	2/26/2004 (ug/l)	5/20/2004 (ug/l)	8/19/2004 (ug/l)	11/8/2004 (ug/l)	2/28/2005 (ug/l)	5/25/2005 (ug/l)	8/24/2005 (ug/l)	
Aluminum	-	7429-90-5	ug/l	NA	NA	52.5 B	NA	NA	NA	143 B	NA	NA
Antimony	3 GV	7440-36-0	ug/l	NA	NA	2.4 U	NA	NA	NA	3.6 U	NA	NA
Arsenic	25 ST	7440-38-2	ug/l	NA	NA	3.6 U	NA	NA	NA	2.5 U	NA	NA
Barium	1,000 ST	7440-39-3	ug/l	NA	NA	123 B	NA	NA	NA	284	NA	NA
Beryllium	3 GV	7440-41-7	ug/l	NA	NA	0.2 U	NA	NA	NA	0.19 U	NA	NA
Boron	1,000 ST	7440-42-8	ug/l	NA	NA	173 B	NA	NA	NA	158	NA	NA
Cadmium	5 ST	7440-43-9	ug/l	0.3 U	0.20 U	0.3 U	0.30 U	0.23 U	0.23 U	0.23 U	0.74 B	0.65 U
Calcium	-	7440-70-2	ug/l	1,420 B	19,500	27,800	61,300	62,800	57,100	49,800	38,500	38,500
Chromium Hexavalent	50 ST	18540-29-9	ug/l	NA	NA	20 U	NA	NA	NA	20 U	NA	NA
Chromium Total	50 ST	7440-47-3	ug/l	NA	NA	0.63 B	NA	NA	NA	0.63 U	NA	NA
Cobalt	-	7440-48-4	ug/l	NA	NA	7.2 B	NA	NA	NA	12.4 B	NA	NA
Copper	200 ST	7440-50-8	ug/l	NA	NA	3.6 B	NA	NA	NA	1.1 U	NA	NA
Iron	300 ST	7439-89-6	ug/l	119	79.6 B	96.9 B	61.7 B	22.3 B	59.1 B	64.9 B	192	192
Lead	25 ST	7439-92-1	ug/l	2.5 B	1.6 U	1.2 U	1.2 U	1.1 U	1.1 U	1.1 U	1.7 U	1.7 U
Magnesium	35,000 GV	7439-95-4	ug/l	504 B	6,270	9,620	17,700	16,300	12,700	10,200	8,020	8,020
Manganese	300 ST	7439-96-5	ug/l	3.6 B	9.3 B	17.6	22.5	21	23.4	21.7	28.5	28.5
Mercury	0.7 ST	7439-97-6	ug/l	NA	NA	0.1 U	NA	NA	NA	0.10 U	NA	NA
Nickel	100 ST	7440-02-0	ug/l	NA	NA	5.1 B	NA	NA	NA	17.4 B	NA	NA
Potassium	-	7440-09-7	ug/l	1,380 B	5,480	7,230	12,200	13,700	15,300	9,870	8,800	8,800
Selenium	10 ST	7782-49-2	ug/l	NA	NA	2.1 U	NA	NA	NA	3 U	NA	NA
Silver	50 ST	7440-22-4	ug/l	NA	NA	0.5 U	NA	NA	NA	0.86 B	NA	NA
Sodium	20,000 ST	7440-23-5	ug/l	103,000	416,000	448,000	569,000	693,000	826,000	711,000	635,000	635,000
Thallium	0.5 GV	7440-28-0	ug/l	NA	NA	2.8 U	NA	NA	NA	3.7 B	NA	NA
Vanadium	-	7440-62-2	ug/l	NA	NA	1.7 U	NA	NA	NA	1.8 U	NA	NA
Zinc	2,000 ST	7440-66-6	ug/l	NA	NA	32.4	NA	NA	NA	50.9	NA	NA
Cyanide	200 ST	0057-12-5	ug/l	NA	NA	10 U	NA	NA	NA	18	NA	NA
Iron + Manganese	500 ST*	-	ug/l	122.6	88.9	114.5	84.2	43.3	82.5	86.6	220.5	220.5

NOTES:

NS: Not sampled.

Concentration exceeds Standard/Guidance Value.

U: Analyzed for but not detected, value shown is instrument detection limit.

NA: Not analyzed.

B: Concentration is above instrument detection limit but below contract required detection limit.

U*: Result qualified as non-detect based on validation criteria

ST: Standard.

GV: Guidance value.

Appendix A-2

**SONIA ROAD LANDFILL
POST CLOSURE GROUNDWATER MONITORING PROGRAM
HISTORIC AND CURRENT SAMPLE RESULTS
INORGANIC PARAMETERS**

CONSTITUENT	NYSDEC Class GA Groundwater Standards/ Guidance Values	CAS #	SITE: DATE: UNITS:	MW-01D	MW-01D	MW-01D	MW-01D	MW-01D	MW-01D	MW-01D	MW-01D
				11/28/2005 (ug/l)	2/24/2006 (ug/l)	5/17/2006 (ug/l)	8/9/2006 (ug/l)	11/28/2006 (ug/l)	2/21/2007 (ug/l)	MW-01D (ug/l)	MW-01D (ug/l)
Aluminum	-	7429-90-5	ug/l	NA	NA	NA	NA	137 B	1,290		
Antimony	3 GV	7440-36-0	ug/l	NA	NA	NA	NA	3.2 U	3.2 U		
Arsenic	25 ST	7440-38-2	ug/l	NA	NA	NA	NA	2.9 U	2.9 U		
Barium	1,000 ST	7440-39-3	ug/l	NA	NA	NA	NA	260	114 B		
Beryllium	3 GV	7440-41-7	ug/l	NA	NA	NA	NA	0.50 B	0.17 U		
Boron	1,000 ST	7440-42-8	ug/l	NA	NA	NA	NA	125 B	85.0 B		
Cadmium	5 ST	7440-43-9	ug/l	0.3 U	0.46 B	0.34 U	0.94 B	0.78 B	1.2 B		
Calcium	-	7440-70-2	ug/l	35,900	35,800	36,100	37,700	53,100	33,800		
Chromium Hexavalent	50 ST	18540-29-9	ug/l	NA	NA	NA	NA	0.02 U	0.02 U		
Chromium Total	50 ST	7440-47-3	ug/l	NA	NA	NA	NA	0.50 B	2.3 B		
Cobalt	-	7440-48-4	ug/l	NA	NA	NA	NA	29.1 B	14.5 B		
Copper	200 ST	7440-50-8	ug/l	NA	NA	NA	NA	5.0 B	11.2 B		
Iron	300 ST	7439-89-6	ug/l	53.9 B	83.5 B	58.0 B	74.2 B	147	1,479		
Lead	25 ST	7439-92-1	ug/l	1.6 U	1.3 U	1.9 U	1.9 U	1.5 U	12.7		
Magnesium	35,000 GV	7439-95-4	ug/l	7,250	7,570	7,600	8,340	14,000	8,340		
Manganese	300 ST	7439-96-5	ug/l	31.2	47.9	65.8	105	310	118		
Mercury	0.7 ST	7439-97-6	ug/l	NA	NA	NA	NA	0.1U	0.10 U		
Nickel	100 ST	7440-02-0	ug/l	NA	NA	NA	NA	14.4 B	6.9 B		
Potassium	-	7440-09-7	ug/l	7,840	11,000	8,880	10,600	13,400	23,800		
Selenium	10 ST	7782-49-2	ug/l	NA	NA	NA	NA	2.0 B	3.4 B		
Silver	50 ST	7440-22-4	ug/l	NA	NA	NA	NA	0.71 B	0.40 B		
Sodium	20,000 ST	7440-23-5	ug/l	727,000	750,000	158,000	791,000	963,000	457,000		
Thallium	0.5 GV	7440-28-0	ug/l	NA	NA	NA	NA	2.9 U	3.4 B		
Vanadium	-	7440-62-2	ug/l	NA	NA	NA	NA	1.4 U	3.1 B		
Zinc	2,000 ST	7440-66-6	ug/l	NA	NA	NA	NA	59.2	346		
Cyanide	200 ST	0057-12-5	ug/l	NA	NA	NA	NA	65.5	10.0 U		
Iron + Manganese	500 ST*	-	ug/l	85.1	131.4	123.8	179.2	457	1,588		

NOTES:

NS: Not sampled.

Concentration exceeds Standard/Guidance Value.

U: Analyzed for but not detected, value shown is instrument detection limit.

NA: Not analyzed.

B: Concentration is above instrument detection limit but below contract required detection limit.

U*: Result qualified as non-detect based on validation criteria

ST: Standard.

GV: Guidance value.

Appendix A-2

SONIA ROAD LANDFILL
POST CLOSURE GROUNDWATER MONITORING PROGRAM
HISTORIC AND CURRENT SAMPLE RESULTS
INORGANIC PARAMETERS

CONSTITUENT	NYSDEC Class GA Groundwater Standards/ Guidance Values	CAS #	SITE: DATE: UNITS:	MW-011 10/24/1997 (ug/l)	MW-011 11/30/2000 (ug/l)	MW-011 1/30/2001 (ug/l)	MW-011 8/21/2002 (ug/l)	MW-011 11/20/2002 (ug/l)	MW-011 3/5/2003 (ug/l)	MW-011 6/3/2003 (ug/l)	MW-011 8/21/2003 (ug/l)
Aluminum	-	7429-90-5	ug/l	60.8	12.5 B	27.7	NA	19 B	NA	NA	13.9 U
Antimony	3 GV	7440-36-0	ug/l	3 U	1.7 U	12.3 U	NA	3.1 U	NA	NA	3.5 U
Arsenic	25 ST	7440-38-2	ug/l	2.4 U	2.5 U	1.9 U	NA	4.5 U	NA	NA	3.2 U
Barium	1,000 ST	7440-39-3	ug/l	93.2	4.3 B	7.8	NA	26.2 B	NA	NA	38.9 B
Beryllium	3 GV	7440-41-7	ug/l	0.1	0.1 U	0.1 U	NA	0.40 U	NA	NA	0.2 U
Boron	1,000 ST	7440-42-8	ug/l	NA	65.8 B	94.3	NA	68.1 B	NA	NA	176
Cadmium	5 ST	7440-43-9	ug/l	0.3 U	0.4 U	0.2 U	0.21 B	0.50 U	0.16 B	0.10 U	0.30 U
Calcium	-	7440-70-2	ug/l	7,510	723 B	1,350	4,840 B	10,200	5,850	2,520 B	13,200
Chromium Hexavalent	50 ST	18540-29-9	ug/l	20 U	20 U	20 U	NA	20 U	NA	NA	20 U
Chromium Total	50 ST	7440-47-3	ug/l	0.4 U	3.5 U	0.6 U	NA	0.80 U	NA	NA	0.70 U
Cobalt	-	7440-48-4	ug/l	2.7	2.2 B	1.7 U	NA	5.7 B	NA	NA	5.8 B
Copper	200 ST	7440-50-8	ug/l	0.93	2.1 B	1.7	NA	2.0 B	NA	NA	1.1 U
Iron	300 ST	7439-89-6	ug/l	80.1	13.3 B	22.8	242	78.8 B	105	45.2 B	23.6 U
Lead	25 ST	7439-92-1	ug/l	1	1.4 U	1.1 U	1.3 B	1.4 U	1.5 U	1.6 B	0.80 U
Magnesium	35,000 GV	7439-95-4	ug/l	3,720	154 B	266	904 B	1,910 B	1,160 B	439	2,490 B
Manganese	300 ST	7439-96-5	ug/l	286	1.3 B	3.9	32.4	24	16.5	7.4 B	24.4
Mercury	0.7 ST	7439-97-6	ug/l	0.1 U	0.1 U	0.1 U	NA	0.10 U	NA	NA	0.10 U
Nickel	100 ST	7440-02-0	ug/l	5.1	1.9 U	1.4 U	NA	8.2 B	NA	NA	6.1 B
Potassium	-	7440-09-7	ug/l	4,250	951 B	1,510	1,370 B	1,770 B	1,970 B	1,250 B	2,700 B
Selenium	10 ST	7782-49-2	ug/l	2.8 U	1.7 U	1.5 U	NA	2.4 U	NA	NA	3.8 U
Silver	50 ST	7440-22-4	ug/l	0.9 U	0.5 U	2.6	NA	1 U	NA	NA	1.0 U
Sodium	20,000 ST	7440-23-5	ug/l	120,000	50,600	68,000	16,100	43,000	64,400	37,000	83,500
Thallium	0.5 GV	7440-28-0	ug/l	2.6 U	2.3 U	2.8 U	NA	4.2 U	NA	NA	3.4 B
Vanadium	-	7440-62-2	ug/l	1.2 U	0.7 U	1.7	NA	0.60 U	NA	NA	1.8 U
Zinc	2,000 ST	7440-66-6	ug/l	29.5	2.2 U	8.6	NA	27.6	NA	NA	3.4 B
Cyanide	200 ST	0057-12-5	ug/l	10 U	10 U	5 U	NA	10 U	NA	NA	10 U
Iron + Manganese	500 ST	-	ug/l	366.1	14.6	26.7	274.4	102.8	121.5	52.6	48

NOTES:

NS: Not sampled.

Concentration exceeds Standard/Guidance Value.

U: Analyzed for but not detected, value shown is instrument detection limit.

NA: Not analyzed.

B: Concentration is above instrument detection limit but below contract required detection limit.

U*: Result qualified as non-detect based on validation criteria

ST: Standard.

GV: Guidance value.


Appendix A-2

SONIA ROAD LANDFILL
POST CLOSURE GROUNDWATER MONITORING PROGRAM
HISTORIC AND CURRENT SAMPLE RESULTS
INORGANIC PARAMETERS

CONSTITUENT	NYSDEC Class GA Groundwater Standards/ Guidance Values	CAS #	SITE: DATE: UNITS:	MW-01I 11/10/2003 (ug/l)	MW-01I 2/26/2004 (ug/l)	MW-01I 5/20/2004 (ug/l)	MW-01I 8/19/2004 (ug/l)	MW-01I 11/8/2004 (ug/l)	MW-01I 2/28/2005 (ug/l)	MW-01I 5/25/2005 (ug/l)	MW-01I 8/24/2005 (ug/l)
Aluminum	-	7429-90-5	ug/l	NA	NA	21.5 B	NA	NA	99.2 B	NA	NA
Antimony	3 GV	7440-36-0	ug/l	NA	NA	2.4 U	NA	NA	3.6 U	NA	NA
Arsenic	25 ST	7440-38-2	ug/l	NA	NA	3.6 U	NA	NA	2.5 U	NA	NA
Barium	1,000 ST	7440-39-3	ug/l	NA	NA	9.2 B	NA	NA	17.3 B	NA	NA
Beryllium	3 GV	7440-41-7	ug/l	NA	NA	0.2 U	NA	NA	0.19 U	NA	NA
Boron	1,000 ST	7440-42-8	ug/l	NA	NA	229 B	NA	NA	299	NA	NA
Cadmium	5 ST	7440-43-9	ug/l	0.30 U	0.20 U	0.3 U	0.30 U	0.23 U	0.35 B	0.65 U	0.65 U
Calcium	-	7440-70-2	ug/l	25,100	17,300	2720 B	6,790	5,700	13,000	10,500	7,890
Chromium Hexavalent	50 ST	18540-29-9	ug/l	NA	NA	20 U	NA	NA	20 U	NA	NA
Chromium Total	50 ST	7440-47-3	ug/l	NA	NA	0.6 U	NA	NA	1.4 B	NA	NA
Cobalt	-	7440-48-4	ug/l	NA	NA	11 B	NA	NA	5.7 B	NA	NA
Copper	200 ST	7440-50-8	ug/l	NA	NA	3.6 B	NA	NA	15.6 B	NA	NA
Iron	300 ST	7439-89-6	ug/l	44.1 B	31.6 B	82.6 B	48.9 B	30.6 B	99.4 B	37.2 B	43.4 B
Lead	25 ST	7439-92-1	ug/l	1.2 B	1.6 U	1.2 U	1.2 U	1.1 U	1.6 B	1.7 U	1.7 U
Magnesium	35,000 GV	7439-95-4	ug/l	4,750 B	3,560 B	559 B	1,710 B	1,320 B	3,010 B	2,430 B	1,860 B
Manganese	300 ST	7439-96-5	ug/l	71.2	70.6	16	51.6	13.6	33.3	63.2	147
Mercury	0.7 ST	7439-97-6	ug/l	NA	NA	0.1 U	NA	NA	0.10 U	NA	NA
Nickel	100 ST	7440-02-0	ug/l	NA	NA	7.4 B	NA	NA	6.4 B	NA	NA
Potassium	-	7440-09-7	ug/l	3040 B	3,860	1640 B	1900 B	2180 B	2700 B	2630 B	1950 B
Selenium	10 ST	7782-49-2	ug/l	NA	NA	2.1 U	NA	NA	3 U	NA	NA
Silver	50 ST	7440-22-4	ug/l	NA	NA	0.5 U	NA	NA	0.85 B	NA	NA
Sodium	20,000 ST	7440-23-5	ug/l	49,900	74,100	33,800	27,400	29,700	20,900	13,700	12,000
Thallium	0.5 GV	7440-28-0	ug/l	NA	NA	2.8 U	NA	NA	2.7 U	NA	NA
Vanadium	-	7440-62-2	ug/l	NA	NA	1.7 U	NA	NA	1.8 U	NA	NA
Zinc	2,000 ST	7440-66-6	ug/l	NA	NA	13.3 B	NA	NA	89	NA	NA
Cyanide	200 ST	0057-12-5	ug/l	NA	NA	10 U	NA	NA	10 U	NA	NA
Iron + Manganese	500 ST*	-	ug/l	115.3	102.2	98.6	100.5	44.2	132.7	100.4	190.4

NOTES:

NS: Not sampled.

 Concentration exceeds Standard/Guidance Value.

U: Analyzed for but not detected, value shown is instrument detection limit.

NA: Not analyzed.

B: Concentration is above instrument detection limit but below contract required detection limit.

U*: Result qualified as non-detect based on validation criteria

ST: Standard.

GV: Guidance value.

Appendix A-2

SONIA ROAD LANDFILL
POST CLOSURE GROUNDWATER MONITORING PROGRAM
HISTORIC AND CURRENT SAMPLE RESULTS
INORGANIC PARAMETERS

CONSTITUENT	NYSDEC Class GA Groundwater Standards/ Guidance Values	CAS #	SITE: DATE: UNITS:	MW-01I 11/28/2005 (ug/l)	MW-01I 2/24/2006 (ug/l)	MW-01I 5/17/2006 (ug/l)	MW-01I 8/8/2006 (ug/l)	MW-01I 11/28/2006 (ug/l)	MW-01I 2/21/2007 (ug/l)	MW-01I (ug/l)	MW-01I (ug/l)
Aluminum	-	7429-90-5	ug/l	NA	NA	NA	NA	33.1 B	37.5 B		
Antimony	3 GV	7440-36-0	ug/l	NA	NA	NA	NA	3.2 U	3.2 U		
Arsenic	25 ST	7440-38-2	ug/l	NA	NA	NA	NA	2.9 U	2.9 U		
Barium	1,000 ST	7440-39-3	ug/l	NA	NA	NA	NA	14.7 B	13.4 B		
Beryllium	3 GV	7440-41-7	ug/l	NA	NA	NA	NA	0.17 U	0.17 U		
Boron	1,000 ST	7440-42-8	ug/l	NA	NA	NA	NA	269 B	304 B		
Cadmium	5 ST	7440-43-9	ug/l	0.43 U	0.26 U	0.34 U	0.34 U	0.28 U	0.55 B		
Calcium	-	7440-70-2	ug/l	7,910	7,190	7,260	13,500	13,200	13,400		
Chromium Hexavalent	50 ST	18540-29-9	ug/l	NA	NA	NA	NA	0.02 U	0.02 U		
Chromium Total	50 ST	7440-47-3	ug/l	NA	NA	NA	NA	0.50 U	0.50 U		
Cobalt	-	7440-48-4	ug/l	NA	NA	NA	NA	7.1 B	8.9 B		
Copper	200 ST	7440-50-8	ug/l	NA	NA	NA	NA	2.2 B	10 B		
Iron	300 ST	7439-89-6	ug/l	20 B	52.0 B	24.7 B	63.8 B	21.3 B	112		
Lead	25 ST	7439-92-1	ug/l	1.6 B	1.3 U	1.9 U	1.9 U	1.5 U	1.9 B		
Magnesium	35,000 GV	7439-95-4	ug/l	1,870 B	1,740 B	1,580 B	2,910 B	3,100 B	3,280 B		
Manganese	300 ST	7439-96-5	ug/l	133	135	217	474	484	121		
Mercury	0.7 ST	7439-97-6	ug/l	NA	NA	NA	NA	0.1U	0.10 U		
Nickel	100 ST	7440-02-0	ug/l	NA	NA	NA	NA	6.9 B	8.1 B		
Potassium	-	7440-09-7	ug/l	2,160 B	2,730 B	1,960 B	2,980 B	2,170 B	2,840 B		
Selenium	10 ST	7782-49-2	ug/l	NA	NA	NA	NA	1.7 U	1.7 U		
Silver	50 ST	7440-22-4	ug/l	NA	NA	NA	NA	0.38 U	0.38 U		
Sodium	20,000 ST	7440-23-5	ug/l	15,500	18,100	17,500	10,400	12,400	13,900		
Thallium	0.5 GV	7440-28-0	ug/l	NA	NA	NA	NA	2.9 U	2.9 U		
Vanadium	-	7440-62-2	ug/l	NA	NA	NA	NA	1.4 U	1.4 U		
Zinc	2,000 ST	7440-66-6	ug/l	NA	NA	NA	NA	47.7	48.3		
Cyanide	200 ST	0057-12-5	ug/l	NA	NA	NA	NA	10.0 U	10.0 U		
Iron + Manganese	500 ST*	-	ug/l	153	187	231.7	537.8	505.3	233		

NOTES:

NS: Not sampled.

Concentration exceeds Standard/Guidance Value.

U: Analyzed for but not detected, value shown is instrument detection limit.

NA: Not analyzed.

B: Concentration is above instrument detection limit but below contract required detection limit.

U*: Result qualified as non-detect based on validation criteria

ST: Standard.

GV: Guidance value.

Appendix A-2

SONIA ROAD LANDFILL
POST CLOSURE GROUNDWATER MONITORING PROGRAM
HISTORIC AND CURRENT SAMPLE RESULTS
INORGANIC PARAMETERS

CONSTITUENT	NYSDEC Class GA Groundwater Standards/ Guidance Values	CAS #	SITE: DATE: UNITS:	MW-01S 10/24/1997 (ug/l)	MW-01S 11/30/2000 (ug/l)	MW-01S 1/29/2001 (ug/l)	MW-01S 8/21/2002 (ug/l)	MW-01S 11/20/2002 (ug/l)	MW-01S 3/5/2003 (ug/l)	MW-01S 6/3/2003 (ug/l)	MW-01S 8/21/2003 (ug/l)
Aluminum	-	7429-90-5	ug/l	378	21 B	32.1	NA	101 B	NA	NA	30.7 B
Antimony	3 GV	7440-36-0	ug/l	3.0 U	1.7 U	12.3 U	NA	3.1 U	NA	NA	3.5 U
Arsenic	25 ST	7440-38-2	ug/l	2.5	2.5 U	5.9	NA	4.5 U	NA	NA	3.2 U
Barium	1,000 ST	7440-39-3	ug/l	75.5	52.7 B	58	NA	67.4 B	NA	NA	66.9 B
Beryllium	3 GV	7440-41-7	ug/l	0.2	0.1 U	0.1 U	NA	0.40 U	NA	NA	0.20 U
Boron	1,000 ST	7440-42-8	ug/l	NA	622	553	NA	271	NA	NA	140
Cadmium	5 ST	7440-43-9	ug/l	0.3 U	0.4 U	0.2 U	0.10 U	0.50 U	0.10 U	0.10 U	0.30 U
Calcium	-	7440-70-2	ug/l	93,000	53,000	63,900	65,400	82,400	87,700	81,200	92,000
Chromium Hexavalent	50 ST	18540-29-9	ug/l	20 U	20 U	20 U	NA	20 U	NA	NA	20 U
Chromium Total	50 ST	7440-47-3	ug/l	2.7	3.5 U	1.5	NA	1.1 B	NA	NA	0.70 U
Cobalt	-	7440-48-4	ug/l	2.5	2.8 B	4.8	NA	5.4 B	NA	NA	3.4 B
Copper	200 ST	7440-50-8	ug/l	3.2	1.5 U	2.4	NA	3.5 B	NA	NA	3.4 B
Iron	300 ST	7439-89-6	ug/l	6,710	4,360	4,870	13,300	14,000	13,100	7,870	3,040
Lead	25 ST	7439-92-1	ug/l	12.7	1.4 U	6.5	2.2 B	1.4 B	1.5 U	1.9 B	0.80 U
Magnesium	35,000 GV	7439-95-4	ug/l	8,940	6010	7240	7,530	8,980	10,700	9,690	9,000
Manganese	300 ST	7439-96-5	ug/l	944	1,220	2,210	1,850	2,740	2,670	925	314
Mercury	0.7 ST	7439-97-6	ug/l	0.12	0.1 U	0.1 U	NA	0.10 U	NA	NA	0.10 U
Nickel	100 ST	7440-02-0	ug/l	1.3 U	1.9 U	1.4 U	NA	1.2 B	NA	NA	4.6 B
Potassium	-	7440-09-7	ug/l	10,000	16200	15700	8,380	11,000	9,900	13,600	9,910
Selenium	10 ST	7782-49-2	ug/l	2.8 U	1.7 U	5.5 N	NA	2.4 U	NA	NA	3.8 U
Silver	50 ST	7440-22-4	ug/l	0.9 U	0.58 B	1.6 U	NA	1 U	NA	NA	1.0 U
Sodium	20,000 ST	7440-23-5	ug/l	31,400	35,400	33,700	29,400	38,100	49,600	82,800	43,500
Thallium	0.5 GV	7440-28-0	ug/l	2.6 U	2.3 U	2.8 U	NA	4.2 U	NA	NA	3.0 B
Vanadium	-	7440-62-2	ug/l	1.2	0.7 U	1.7 U	NA	0.65 B	NA	NA	1.8 U
Zinc	2,000 ST	7440-66-6	ug/l	37	2.2 U	22.4	NA	40.6	NA	NA	66.9
Cyanide	200 ST	0057-12-5	ug/l	10 U	10 U	5 U	NA	10 U	NA	NA	10 U
Iron + Manganese	500 ST	-	ug/l	7,654	5,580	7,080	15,150	16,740	15,770	8,795	3,354

NOTES:

NS: Not sampled.

Concentration exceeds Standard/Guidance Value.

U: Analyzed for but not detected, value shown is instrument detection limit.

NA: Not analyzed.

B: Concentration is above instrument detection limit but below contract required detection limit.

U*: Result qualified as non-detect based on validation criteria

ST: Standard.

GV: Guidance value.

Appendix A-2

SONIA ROAD LANDFILL
POST CLOSURE GROUNDWATER MONITORING PROGRAM
HISTORIC AND CURRENT SAMPLE RESULTS
INORGANIC PARAMETERS

CONSTITUENT	NYSDEC Class GA Groundwater Standards/ Guidance Values	CAS #	SITE: DATE: UNITS:	MW-01S	MW-01S	MW-01S	MW-01S	MW-01S	MW-01S	MW-01S	MW-01S
				11/10/2003 (ug/l)	2/26/2004 (ug/l)	5/20/2004 (ug/l)	8/19/2004 (ug/l)	11/8/2004 (ug/l)	2/28/2005 (ug/l)	5/25/2005 (ug/l)	8/24/2005 (ug/l)
Aluminum	-	7429-90-5	ug/l	NA	NA	30.3 B	NA	NA	67 B	NA	NA
Antimony	3 GV	7440-36-0	ug/l	NA	NA	2.4 U	NA	NA	3.6 U	NA	NA
Arsenic	25 ST	7440-38-2	ug/l	NA	NA	3.6 U	NA	NA	2.5 U	NA	NA
Barium	1,000 ST	7440-39-3	ug/l	NA	NA	46.1 B	NA	NA	45.9 B	NA	NA
Beryllium	3 GV	7440-41-7	ug/l	NA	NA	0.2 U	NA	NA	0.19 U	NA	NA
Boron	1,000 ST	7440-42-8	ug/l	NA	NA	168 B	NA	NA	152	NA	NA
Cadmium	5 ST	7440-43-9	ug/l	0.30 U	0.20 U	0.3 U	0.30 U	0.23 U	0.34 B	0.65 U	0.65 U
Calcium	-	7440-70-2	ug/l	133,000	93,100	83,800	88,500	79,900	77,400	80,100	66,500
Chromium Hexavalent	50 ST	18540-29-9	ug/l	NA	NA	20 U	NA	NA	20 U	NA	NA
Chromium Total	50 ST	7440-47-3	ug/l	NA	NA	1.8 B	NA	NA	1.0 B	NA	NA
Cobalt	-	7440-48-4	ug/l	NA	NA	5.2 B	NA	NA	4.8 B	NA	NA
Copper	200 ST	7440-50-8	ug/l	NA	NA	3.3 B	NA	NA	1.5 B	NA	NA
Iron	300 ST	7439-89-6	ug/l	4,890	5,300	7,980	6,480	7,210	5,950	7,570	6,070
Lead	25 ST	7439-92-1	ug/l	1.1 U	1.6 U	1.3 B	1.2 U	1.1 U	1.1 U	3.2	2.4 B
Magnesium	35,000 GV	7439-95-4	ug/l	14,000	13,300	9,930	10,100	9,680	10,200	9,940	7,950
Manganese	300 ST	7439-96-5	ug/l	969	1,900	2,280	2,400	2,630	1,970	2,470	1,330
Mercury	0.7 ST	7439-97-6	ug/l	NA	NA	0.1 U	NA	NA	0.10 U	NA	NA
Nickel	100 ST	7440-02-0	ug/l	NA	NA	2.2 B	NA	NA	1.8 B	NA	NA
Potassium	-	7440-09-7	ug/l	16600	8,580	8,960	10,700	11,400	10,100	10,800	9,530
Selenium	10 ST	7782-49-2	ug/l	NA	NA	2.6 B	NA	NA	3.0 U	NA	NA
Silver	50 ST	7440-22-4	ug/l	NA	NA	0.5 U	NA	NA	0.75 U	NA	NA
Sodium	20,000 ST	7440-23-5	ug/l	90,400	62,800	43,700	47,200	64,700	58,500	73,400	60,600
Thallium	0.5 GV	7440-28-0	ug/l	NA	NA	2.8 U	NA	NA	2.7 U	NA	NA
Vanadium	-	7440-62-2	ug/l	NA	NA	1.7 U	NA	NA	1.8 U	NA	NA
Zinc	2,000 ST	7440-66-6	ug/l	NA	NA	40.7	NA	NA	72	NA	NA
Cyanide	200 ST	0057-12-5	ug/l	NA	NA	10 U	NA	NA	10 U	NA	NA
Iron + Manganese	500 ST*	-	ug/l	5,859	7,200	10,260	8,880	9,840	7,920	10,040	7,400

NOTES:

NS: Not sampled.

Concentration exceeds Standard/Guidance Value.

U: Analyzed for but not detected, value shown is instrument detection limit.

NA: Not analyzed.

B: Concentration is above instrument detection limit but below contract required detection limit.

U*: Result qualified as non-detect based on validation criteria

ST: Standard.

GV: Guidance value.

Appendix A-2

**SONIA ROAD LANDFILL
POST CLOSURE GROUNDWATER MONITORING PROGRAM
HISTORIC AND CURRENT SAMPLE RESULTS
INORGANIC PARAMETERS**

CONSTITUENT	NYSDEC Class GA Groundwater Standards/ Guidance Values	CAS #	SITE: DATE: UNITS:	MW-01S	MW-01S	MW-01S	MW-01S	MW-01S	MW-01S	MW-01S	MW-01S
				11/28/2005 (ug/l)	2/24/2006 (ug/l)	5/17/2006 (ug/l)	8/8/2006 (ug/l)	11/28/2006 (ug/l)	2/21/2007 (ug/l)	(ug/l)	(ug/l)
Aluminum	-	7429-90-5	ug/l	NA	NA	NA	NA	43.7 B	19.2 B		
Antimony	3 GV	7440-36-0	ug/l	NA	NA	NA	NA	3.2 U	3.2 U		
Arsenic	25 ST	7440-38-2	ug/l	NA	NA	NA	NA	2.9 U	2.9 U		
Barium	1,000 ST	7440-39-3	ug/l	NA	NA	NA	NA	69.7 B	54.5 B		
Beryllium	3 GV	7440-41-7	ug/l	NA	NA	NA	NA	0.17 U	0.17 U		
Boron	1,000 ST	7440-42-8	ug/l	NA	NA	NA	NA	182 B	196 B		
Cadmium	5 ST	7440-43-9	ug/l	0.43 U	0.26 U	0.34 U	0.34 U	0.28 U	0.62 B		
Calcium	-	7440-70-2	ug/l	58,500	98,000	91,700	73,000	100,000	99,800		
Chromium Hexavalent	50 ST	18540-29-9	ug/l	NA	NA	NA	NA	0.02 U	0.02 U		
Chromium Total	50 ST	7440-47-3	ug/l	NA	NA	NA	NA	0.50 U	0.50 U		
Cobalt	-	7440-48-4	ug/l	NA	NA	NA	NA	5.6 B	2.6 B		
Copper	200 ST	7440-50-8	ug/l	NA	NA	NA	NA	4.2 B	4.4 B		
Iron	300 ST	7439-89-6	ug/l	4,210	22,100	21,900	14,300	17,000	10,500		
Lead	25 ST	7439-92-1	ug/l	3.5	1.3 U	4.6	1.9 U	1.5 U	1.5 U		
Magnesium	35,000 GV	7439-95-4	ug/l	6,370	17,500	12,300	11,100	17,000	19,800		
Manganese	300 ST	7439-96-5	ug/l	1,620	2,600	2,290	1,470	2,060	1,150		
Mercury	0.7 ST	7439-97-6	ug/l	NA	NA	NA	NA	0.1U	0.10 U		
Nickel	100 ST	7440-02-0	ug/l	NA	NA	NA	NA	1.8 U	1.8 U		
Potassium	-	7440-09-7	ug/l	9,250	12,500	13,800	9,630	15,700	13,800		
Selenium	10 ST	7782-49-2	ug/l	NA	NA	NA	NA	1.7 U	1.7 U		
Silver	50 ST	7440-22-4	ug/l	NA	NA	NA	NA	0.38 U	0.47 B		
Sodium	20,000 ST	7440-23-5	ug/l	41,600	67,700	79,600	63,000	75,700	74,900		
Thallium	0.5 GV	7440-28-0	ug/l	NA	NA	NA	NA	2.9 U	2.9 U		
Vanadium	-	7440-62-2	ug/l	NA	NA	NA	NA	1.4 U	1.4 U		
Zinc	2,000 ST	7440-66-6	ug/l	NA	NA	NA	NA	50.3	31.4		
Cyanide	200 ST	0057-12-5	ug/l	NA	NA	NA	NA	10.0 U	25.7		
Iron + Manganese	500 ST*	-	ug/l	5,830	24,700	23,190	15,770	19,060	11,650		

NOTES:

NS: Not sampled.

Concentration exceeds Standard/Guidance Value.

U: Analyzed for but not detected, value shown is instrument detection limit.

NA: Not analyzed.

B: Concentration is above instrument detection limit but below contract required detection limit.

U*: Result qualified as non-detect based on validation criteria

ST: Standard.

GV: Guidance value.

Appendix A-2

SONIA ROAD LANDFILL
POST CLOSURE GROUNDWATER MONITORING PROGRAM
HISTORIC AND CURRENT SAMPLE RESULTS
INORGANIC PARAMETERS

CONSTITUENT	NYSDEC Class GA Groundwater Standards/ Guidance Values	CAS #	SITE: DATE: UNITS:	MW-02D	MW-02D	MW-02D	MW-02D	MW-02D	MW-02D	MW-02D	MW-02D
				10/27/1997 (ug/l)	12/1/2000 (ug/l)	1/30/2001 (ug/l)	8/21/2002 (ug/l)	11/20/2002 (ug/l)	3/5/2003 (ug/l)	6/3/2003 (ug/l)	8/22/2003 (ug/l)
Aluminum	-	7429-90-5	ug/l	33.5	15.3 B	16	NA	21.9 B	NA	NA	22.3 B
Antimony	3 GV	7440-36-0	ug/l	3 U	1.7 U	12.3 U	NA	3.1 U	NA	NA	3.5 U
Arsenic	25 ST	7440-38-2	ug/l	2.4 U	2.5 U	1.9 U	NA	4.5 U	NA	NA	3.2 U
Barium	1,000 ST	7440-39-3	ug/l	6.9	5.2 B	5	NA	7.4 B	NA	NA	6.0 B
Beryllium	3 GV	7440-41-7	ug/l	0.1	0.1 U	0.1 U	NA	0.40 U	NA	NA	0.20 U
Boron	1,000 ST	7440-42-8	ug/l	NA	5.1 B	32.9	NA	18 B	NA	NA	22.4 B
Cadmium	5 ST	7440-43-9	ug/l	0.3 U	0.4 U	0.2 U	0.17 B	0.5 U	0.29 B	0.10 U	0.30 U
Calcium	-	7440-70-2	ug/l	4,750	6,070	5,720	6,040	8,290	8,530	8,370	7,610
Chromium Hexavalent	50 ST	18540-29-9	ug/l	20 U	20 U	20 U	NA	20 U	NA	NA	20 U
Chromium Total	50 ST	7440-47-3	ug/l	0.4 U	3.5 U	0.6 U	NA	1.6 B	NA	NA	1.2 B
Cobalt	-	7440-48-4	ug/l	1.1 U	0.9 U	1.7 U	NA	1 U	NA	NA	2.1 U
Copper	200 ST	7440-50-8	ug/l	0.7 U	1.5 U	1.5 U	NA	8.7 B	NA	NA	1.4 B
Iron	300 ST	7439-89-6	ug/l	33.2	4.2 B	12.3	139	89.1 B	119	52.6 B	96.2
Lead	25 ST	7439-92-1	ug/l	1 U	1.4 U	1.1 U	0.8 U	1.4 U	1.5 U	1.5 U	0.80 U
Magnesium	35,000 GV	7439-95-4	ug/l	2,220	2,840 B	2,680	2,600 B	3,530 B	3,640 B	3,610 B	3,250 B
Manganese	300 ST	7439-96-5	ug/l	54.8	1.6 B	1.1 U	30.6	11 B	7.3 B	3.4 B	5.9 B
Mercury	0.7 ST	7439-97-6	ug/l	0.1 U	0.1 U	0.1 U	NA	0.1 U	NA	NA	0.10 U
Nickel	100 ST	7440-02-0	ug/l	1.3 U	1.9 U	1.4 U	NA	1.5 B	NA	NA	1.5 U
Potassium	-	7440-09-7	ug/l	636	740 B	806	741 B	710 B	768 B	895 B	736 B
Selenium	10 ST	7782-49-2	ug/l	2.8 U	1.7 U	1.5 U	NA	2.4 U	NA	NA	3.8 U
Silver	50 ST	7440-22-4	ug/l	0.9 U	0.5 U	1.6 U	NA	1 U	NA	NA	1.0 U
Sodium	20,000 ST	7440-23-5	ug/l	8,120	8,460	7,560	6,780	8,170	8,210	8,650	7,640
Thallium	0.5 GV	7440-28-0	ug/l	2.6 U	2.3 U	2.8 U	NA	4.2 U	NA	NA	3.0 B
Vanadium	-	7440-62-2	ug/l	1.2 U	0.7 U	1.7 U	NA	0.6 U	NA	NA	1.8 U
Zinc	2,000 ST	7440-66-6	ug/l	27.5	3.6 B	5.3	NA	57.8	NA	NA	9.9 B
Cyanide	200 ST	0057-12-5	ug/l	10 U	10 U	5 U	NA	10 U	NA	NA	10 U
Iron + Manganese	500 ST	-	ug/l	88	5.8	12.3	169.6	100.1	126.3	56	102.1

NOTES:

NS: Not sampled.

 Concentration exceeds Standard/Guidance Value.

U: Analyzed for but not detected, value shown is instrument detection limit.

NA: Not analyzed.

B: Concentration is above instrument detection limit but below contract required detection limit.

U*: Result qualified as non-detect based on validation criteria

ST: Standard.

GV: Guidance value.

Appendix A-2

SONIA ROAD LANDFILL
POST CLOSURE GROUNDWATER MONITORING PROGRAM
HISTORIC AND CURRENT SAMPLE RESULTS
INORGANIC PARAMETERS

CONSTITUENT	NYSDEC Class GA Groundwater Standards/ Guidance Values	CAS #	SITE: DATE: UNITS:	MW-02D 11/11/2003 (ug/l)	MW-02D 2/27/2004 (ug/l)	MW-02D 5/20/2004 (ug/l)	MW-02D 8/20/2004 (ug/l)	MW-02D 11/8/2004 (ug/l)	MW-02D 2/28/2005 (ug/l)	MW-02D 5/26/2005 (ug/l)	MW-02D 8/24/2005 (ug/l)
Aluminum	-	7429-90-5	ug/l	NA	NA	20.7 B	NA	NA	53.8 B	NA	NA
Antimony	3 GV	7440-36-0	ug/l	NA	NA	2.4 U	NA	NA	3.6 U	NA	NA
Arsenic	25 ST	7440-38-2	ug/l	NA	NA	3.6 U	NA	NA	2.5 U	NA	NA
Barium	1,000 ST	7440-39-3	ug/l	NA	NA	6.9 B	NA	NA	6.7 B	NA	NA
Beryllium	3 GV	7440-41-7	ug/l	NA	NA	0.2 U	NA	NA	0.19 U	NA	NA
Boron	1,000 ST	7440-42-8	ug/l	NA	NA	16.7 B	NA	NA	21.2 B	NA	NA
Cadmium	5 ST	7440-43-9	ug/l	0.3 U	0.20 U	0.3 U	0.30 U	0.23 U	0.23 U	0.65 U	0.65 U
Calcium	-	7440-70-2	ug/l	7,640	7,800	7,980	7,810	8,590	8,360	8,570	9,260
Chromium Hexavalent	50 ST	18540-29-9	ug/l	NA	NA	20 U	NA	NA	20 U	NA	NA
Chromium Total	50 ST	7440-47-3	ug/l	NA	NA	1.5 B	NA	NA	1.2 B	NA	NA
Cobalt	-	7440-48-4	ug/l	NA	NA	1.5 U	NA	NA	1.3 U	NA	NA
Copper	200 ST	7440-50-8	ug/l	NA	NA	4.2 B	NA	NA	1.2 B	NA	NA
Iron	300 ST	7439-89-6	ug/l	62.4 B	26.8 B	103	56.8 B	46.8 B	64.4 B	48.4 B	98.4 B
Lead	25 ST	7439-92-1	ug/l	1.1 U	1.6 U	1.2 U	1.2 U	1.1 U	1.1 U	1.7 U	1.7 U
Magnesium	35,000 GV	7439-95-4	ug/l	3,340 B	3,420 B	3,260 B	3,250 B	3,620 B	3,530 B	3,580 B	3,960 B
Manganese	300 ST	7439-96-5	ug/l	3.7 B	1.2 B	14.9 B	2.6 B	2.8 B	3.1 B	3.4 B	5.6 B
Mercury	0.7 ST	7439-97-6	ug/l	NA	NA	0.1 U	NA	NA	0.10 U	NA	NA
Nickel	100 ST	7440-02-0	ug/l	NA	NA	1.6 U	NA	NA	1.2 U	NA	NA
Potassium	-	7440-09-7	ug/l	697 B	674 B	883 B	730 B	877 B	848 B	734 B	741 B
Selenium	10 ST	7782-49-2	ug/l	NA	NA	2.1 U	NA	NA	3.0 U	NA	NA
Silver	50 ST	7440-22-4	ug/l	NA	NA	0.5 U	NA	NA	0.75 U	NA	NA
Sodium	20,000 ST	7440-23-5	ug/l	7,590	8,450	7,760	8,290	8,840	8,540	7,380	9,170
Thallium	0.5 GV	7440-28-0	ug/l	NA	NA	2.8 U	NA	NA	2.7 U	NA	NA
Vanadium	-	7440-62-2	ug/l	NA	NA	1.7 U	NA	NA	1.8 U	NA	NA
Zinc	2,000 ST	7440-66-6	ug/l	NA	NA	15.2 B	NA	NA	72.3	NA	NA
Cyanide	200 ST	0057-12-5	ug/l	NA	NA	10 U	NA	NA	10 U	NA	NA
Iron + Manganese	500 ST*	-	ug/l	66.1	28	117.9	59.4	49.6	67.5	51.8	104

NOTES:

NS: Not sampled.

Concentration exceeds Standard/Guidance Value.

U: Analyzed for but not detected, value shown is instrument detection limit.

NA: Not analyzed.

B: Concentration is above instrument detection limit but below contract required detection limit.

U*: Result qualified as non-detect based on validation criteria

ST: Standard.

GV: Guidance value.

Appendix A-2

SONIA ROAD LANDFILL
 POST CLOSURE GROUNDWATER MONITORING PROGRAM
 HISTORIC AND CURRENT SAMPLE RESULTS
 INORGANIC PARAMETERS

CONSTITUENT	NYSDEC Class GA Groundwater Standards/ Guidance Values	CAS #	SITE: DATE: UNITS:	MW-02D 11/29/2005 (ug/l)	MW-02D 2/28/2006 (ug/l)	MW-02D 5/18/2006 (ug/l)	MW-02D 8/10/2006 (ug/l)	MW-02D 11/30/2006 (ug/l)	MW-02D 2/22/2007 (ug/l)	MW-02D (ug/l)	MW-02D (ug/l)
Aluminum	-	7429-90-5	ug/l	NA	NA	NA	NA	47.0 B	34.0 B		
Antimony	3 GV	7440-36-0	ug/l	NA	NA	NA	NA	3.2 U	3.2 U		
Arsenic	25 ST	7440-38-2	ug/l	NA	NA	NA	NA	2.9 U	2.9 U		
Barium	1,000 ST	7440-39-3	ug/l	NA	NA	NA	NA	6.4 U	6.4 U		
Beryllium	3 GV	7440-41-7	ug/l	NA	NA	NA	NA	0.17 U	0.17 U		
Boron	1,000 ST	7440-42-8	ug/l	NA	NA	NA	NA	16.4 B	24.0 B		
Cadmium	5 ST	7440-43-9	ug/l	0.43 U	0.26 U	0.34 U	0.62 B	0.28 U	0.28 U		
Calcium	-	7440-70-2	ug/l	8,190	8,310	8,180	7,740	6,840	6,260		
Chromium Hexavalent	50 ST	18540-29-9	ug/l	NA	NA	NA	NA	0.02 U	0.02 U		
Chromium Total	50 ST	7440-47-3	ug/l	NA	NA	NA	NA	1.9 B	0.72 B		
Cobalt	-	7440-48-4	ug/l	NA	NA	NA	NA	1.3 U	1.3 U		
Copper	200 ST	7440-50-8	ug/l	NA	NA	NA	NA	3.8 B	9.7 B		
Iron	300 ST	7439-89-6	ug/l	40.7 B	95.8 B	155	60.1 B	129	70.1 B		
Lead	25 ST	7439-92-1	ug/l	2.8 B	2.3 B	2.1 B	1.9 U	1.5 U	1.5 U		
Magnesium	35,000 GV	7439-95-4	ug/l	3,560 B	3,840 B	3,430 B	3,330 B	3,160 B	3,120 B		
Manganese	300 ST	7439-96-5	ug/l	2.4 B	4.4 B	12 B	1.7 B	4.8 B	3.6 B		
Mercury	0.7 ST	7439-97-6	ug/l	NA	NA	NA	NA	0.1U	0.10 U		
Nickel	100 ST	7440-02-0	ug/l	NA	NA	NA	NA	1.8 U	1.8 U		
Potassium	-	7440-09-7	ug/l	676 B	929 B	699 B	1490 B	791 B	889 B		
Selenium	10 ST	7782-49-2	ug/l	NA	NA	NA	NA	1.7 U	1.7 U		
Silver	50 ST	7440-22-4	ug/l	NA	NA	NA	NA	0.38 U	0.38 U		
Sodium	20,000 ST	7440-23-5	ug/l	7,570	7,790	7,590	7,750	6,690	6,310		
Thallium	0.5 GV	7440-28-0	ug/l	NA	NA	NA	NA	2.9 U	2.9 U		
Vanadium	-	7440-62-2	ug/l	NA	NA	NA	NA	1.4 U	1.4 U		
Zinc	2,000 ST	7440-66-6	ug/l	NA	NA	NA	NA	66.2	U*		
Cyanide	200 ST	0057-12-5	ug/l	NA	NA	NA	NA	10.0 U	10.0 U		
Iron + Manganese	500 ST*	-	ug/l	43.1	100.2	167	61.8	133.8	73.7		

NOTES:

NS: Not sampled.

Concentration exceeds Standard/Guidance Value.

ST: Standard.

GV: Guidance value.

U: Analyzed for but not detected, value shown is instrument detection limit.

NA: Not analyzed.

B: Concentration is above instrument detection limit but below contract required detection limit.

U*: Result qualified as non-detect based on validation criteria

Appendix A-2

SONIA ROAD LANDFILL
POST CLOSURE GROUNDWATER MONITORING PROGRAM
HISTORIC AND CURRENT SAMPLE RESULTS
INORGANIC PARAMETERS

CONSTITUENT	NYSDEC Class GA Groundwater Standards/ Guidance Values	CAS #	SITE: DATE: UNITS:	MW-02I 10/27/1997 (ug/l)	MW-02I 12/1/2000 (ug/l)	MW-02I 1/30/2001 (ug/l)	MW-02I 8/21/2002 (ug/l)	MW-02I 11/20/2002 (ug/l)	MW-02I 3/7/2003 (ug/l)	MW-02I 6/3/2003 (ug/l)	MW-02I 8/21/2003 (ug/l)
Aluminum	-	7429-90-5	ug/l	80.2	26.4 B	11.8 U	NA	70.4 B	NA	NA	48.0 B
Antimony	3 GV	7440-36-0	ug/l	3 U	1.7 U	12.3 U	NA	3.1 U	NA	NA	3.5 U
Arsenic	25 ST	7440-38-2	ug/l	2.4 U	2.5 U	1.9 U	NA	4.5 U	NA	NA	3.2 U
Barium	1,000 ST	7440-39-3	ug/l	47.9	39.9 B	36.9	NA	30.8 B	NA	NA	35.5 B
Beryllium	3 GV	7440-41-7	ug/l	0.1	0.1 U	0.1 U	NA	0.4 U	NA	NA	0.20 U
Boron	1,000 ST	7440-42-8	ug/l	NA	126	97.2	NA	105	NA	NA	103
Cadmium	5 ST	7440-43-9	ug/l	0.3 U	0.4 U	0.2 U	0.43 B	0.5 U	0.19 B	0.11 B	0.30 U
Calcium	-	7440-70-2	ug/l	4,990	10,700	10,500	7,090	6,060	11,600	13,200	9,450
Chromium Hexavalent	50 ST	18540-29-9	ug/l	20 U	20 U	20 U	NA	20 U	NA	NA	20 U
Chromium Total	50 ST	7440-47-3	ug/l	0.7	3.5 U	0.6 U	NA	0.8 U	NA	NA	0.70 U
Cobalt	-	7440-48-4	ug/l	1.1	0.9 U	1.7 U	NA	1 U	NA	NA	2.1 U
Copper	200 ST	7440-50-8	ug/l	3.6	1.5 U	1.5 U	NA	5.9 B	NA	NA	1.4 B
Iron	300 ST	7439-89-6	ug/l	249	6.9 B	5.4	207	173	44.3 B	142	99.8 B
Lead	25 ST	7439-92-1	ug/l	3.5	1.4 U	1.1 U	1.2 B	1.7 B	1.5 U	1.5 U	0.80 U
Magnesium	35,000 GV	7439-95-4	ug/l	685	2,670 B	2,600	1,900 B	1,780	3,240 B	3,320 B	2,680 B
Manganese	300 ST	7439-96-5	ug/l	40.9	417	406	181	564	503	328	295
Mercury	0.7 ST	7439-97-6	ug/l	0.1 U	0.1 U	0.1 U	NA	0.1 U	NA	NA	0.10 U
Nickel	100 ST	7440-02-0	ug/l	1.3 U	1.9 U	1.4 U	NA	1.1	NA	NA	1.5 U
Potassium	-	7440-09-7	ug/l	3,100	1,630 B	1,680	1,740 B	3,600	3,070 B	4,130 B	1,480 B
Selenium	10 ST	7782-49-2	ug/l	2.8 U	1.7 U	1.5 U	NA	2.4 U	NA	NA	3.8 U
Silver	50 ST	7440-22-4	ug/l	0.9 U	1 B	1.6 U	NA	1 U	NA	NA	1.0 U
Sodium	20,000 ST	7440-23-5	ug/l	15,300	8,700	7,580	7,370	7,100	12,300	8,740	6,460
Thallium	0.5 GV	7440-28-0	ug/l	2.6 U	2.3 U	2.8 U	NA	4.2 U	NA	NA	2.5 U
Vanadium	-	7440-62-2	ug/l	1.2 U	0.7 U	1.7 U	NA	0.60 U	NA	NA	1.8 U
Zinc	2,000 ST	7440-66-6	ug/l	37	2.2 U	3.6 U	NA	36	NA	NA	9.8 B
Cyanide	200 ST	0057-12-5	ug/l	10 U	10 U	5 U	NA	10 U	NA	NA	10 U
Iron + Manganese	500 ST	-	ug/l	289.9	423.9	411.4	388	677	547.3	470	394.8

NOTES:

NS: Not sampled.

Concentration exceeds Standard/Guidance Value.

U: Analyzed for but not detected, value shown is instrument detection limit.

NA: Not analyzed.

B: Concentration is above instrument detection limit but below contract required detection limit.

U*: Result qualified as non-detect based on validation criteria

ST: Standard.

GV: Guidance value.

Appendix A-2

**SONIA ROAD LANDFILL
POST CLOSURE GROUNDWATER MONITORING PROGRAM
HISTORIC AND CURRENT SAMPLE RESULTS
INORGANIC PARAMETERS**

CONSTITUENT	NYSDEC Class GA Groundwater Standards/ Guidance Values	CAS #	SITE: DATE: UNITS:	MW-021 11/11/2003 (ug/l)	MW-021 2/26/2004 (ug/l)	MW-021 5/20/2004 (ug/l)	MW-021 8/20/2004 (ug/l)	MW-021 11/8/2004 (ug/l)	MW-021 2/28/2005 (ug/l)	MW-021 5/26/2005 (ug/l)	MW-021 8/24/2005 (ug/l)
Aluminum	-	7429-90-5	ug/l	NA	NA	133 B	NA	NA	184 B	NA	NA
Antimony	3 GV	7440-36-0	ug/l	NA	NA	2.4 U	NA	NA	3.6 U	NA	NA
Arsenic	25 ST	7440-38-2	ug/l	NA	NA	3.6 U	NA	NA	2.5 U	NA	NA
Barium	1,000 ST	7440-39-3	ug/l	NA	NA	31.2 B	NA	NA	39.5 B	NA	NA
Beryllium	3 GV	7440-41-7	ug/l	NA	NA	0.2 U	NA	NA	0.33 B	NA	NA
Boron	1,000 ST	7440-42-8	ug/l	NA	NA	39.5 B	NA	NA	58.9 B	NA	NA
Cadmium	5 ST	7440-43-9	ug/l	0.3 U	0.41 B	0.3 U	0.36 B	0.43 B	0.53 B	0.65 U	0.65 U
Calcium	-	7440-70-2	ug/l	9,840	11,200	17,700	10,900	11,900	10,200	9,950	9,410
Chromium Hexavalent	50 ST	18540-29-9	ug/l	NA	NA	20 U	NA	NA	20 U	NA	NA
Chromium Total	50 ST	7440-47-3	ug/l	NA	NA	1.7 B	NA	NA	1.5 B	NA	NA
Cobalt	-	7440-48-4	ug/l	NA	NA	1.5 U	NA	NA	1.3 U	NA	NA
Copper	200 ST	7440-50-8	ug/l	NA	NA	8.3 B	NA	NA	14.3 B	NA	NA
Iron	300 ST	7439-89-6	ug/l	121	94.5 B	177	93.2 B	109	198	67.2 B	93.9 B
Lead	25 ST	7439-92-1	ug/l	1.9 B	1.6 U	3.2	1.9 B	1.1 U	2.4 B	2.3 B	1.7 U
Magnesium	35,000 GV	7439-95-4	ug/l	2,310 B	2,400	2,980 B	1,910 B	1,840 B	1,910 B	1,940 B	1,900 B
Manganese	300 ST	7439-96-5	ug/l	390	360	266	326	249	239	329	310
Mercury	0.7 ST	7439-97-6	ug/l	NA	NA	0.1 U	NA	NA	0.10 U	NA	NA
Nickel	100 ST	7440-02-0	ug/l	NA	NA	2.2 B	NA	NA	1.2 U	NA	NA
Potassium	-	7440-09-7	ug/l	1,670 B	1,760 B	3,100 B	1,780 B	2,390 B	2,010 B	1,570 B	1,340 B
Selenium	10 ST	7782-49-2	ug/l	NA	NA	2.1 U	NA	NA	3.0 U	NA	NA
Silver	50 ST	7440-22-4	ug/l	NA	NA	0.50 U	NA	NA	0.75 U	NA	NA
Sodium	20,000 ST	7440-23-5	ug/l	6,510	9,210	6,970	8,040	7,660	9,060	8,630	9,060
Thallium	0.5 GV	7440-28-0	ug/l	NA	NA	2.8 U	NA	NA	2.7 U	NA	NA
Vanadium	-	7440-62-2	ug/l	NA	NA	1.7 U	NA	NA	1.8 U	NA	NA
Zinc	2,000 ST	7440-66-6	ug/l	NA	NA	36.4	NA	NA	110	NA	NA
Cyanide	200 ST	0057-12-5	ug/l	NA	NA	10 U	NA	NA	10 U	NA	NA
Iron + Manganese	500 ST*	-	ug/l	511	454.5	443	413.2	358	437	396.2	403.9

NOTES:

NS: Not sampled.

Concentration exceeds Standard/Guidance Value.

U: Analyzed for but not detected, value shown is instrument detection limit.

NA: Not analyzed.

B: Concentration is above instrument detection limit but below contract required detection limit.

U*: Result qualified as non-detect based on validation criteria

ST: Standard.

GV: Guidance value.

Appendix A-2

**SONIA ROAD LANDFILL
POST CLOSURE GROUNDWATER MONITORING PROGRAM
HISTORIC AND CURRENT SAMPLE RESULTS
INORGANIC PARAMETERS**

CONSTITUENT	NYSDEC Class GA Groundwater Standards/ Guidance Values	CAS #	SITE: DATE: UNITS:	MW-02I 11/29/2005 (ug/l)	MW-02I 2/28/2006 (ug/l)	MW-02I 5/18/2006 (ug/l)	MW-02I 8/10/2006 (ug/l)	MW-02I 11/30/2006 (ug/l)	MW-02I 2/22/2007 (ug/l)	MW-02I (ug/l)	MW-02I (ug/l)
Aluminum	-	7429-90-5	ug/l	NA	NA	NA	NA	54.6 B	48.0 B		
Antimony	3 GV	7440-36-0	ug/l	NA	NA	NA	NA	3.2 U	3.2 U		
Arsenic	25 ST	7440-38-2	ug/l	NA	NA	NA	NA	2.9 U	2.9 U		
Barium	1,000 ST	7440-39-3	ug/l	NA	NA	NA	NA	46.3 B	56.4 B		
Beryllium	3 GV	7440-41-7	ug/l	NA	NA	NA	NA	0.17 U	0.17 U		
Boron	1,000 ST	7440-42-8	ug/l	NA	NA	NA	NA	112 B	117 B		
Cadmium	5 ST	7440-43-9	ug/l	0.43 U	0.26 U	0.34 U	0.34 U	0.28 U	0.38 B		
Calcium	-	7440-70-2	ug/l	11,200	12,100	16,800	20,000	24,700	21,600		
Chromium Hexavalent	50 ST	18540-29-9	ug/l	NA	NA	NA	NA	0.02 U	0.02 U		
Chromium Total	50 ST	7440-47-3	ug/l	NA	NA	NA	NA	2.2 B	1.2 B		
Cobalt	-	7440-48-4	ug/l	NA	NA	NA	NA	1.3 U	1.3 U		
Copper	200 ST	7440-50-8	ug/l	NA	NA	NA	NA	6.8 B	16.7 B		
Iron	300 ST	7439-89-6	ug/l	30.8 B	27.1 B	35.5 B	3.7 U	94.2 B	186		
Lead	25 ST	7439-92-1	ug/l	1.6 U	1.6 B	1.9 B	1.9 U	1.5 U	1.6 B		
Magnesium	35,000 GV	7439-95-4	ug/l	2,160 B	2,520 B	2,810 B	3,060 B	3,480 B	3,730 B		
Manganese	300 ST	7439-96-5	ug/l	335	433	396	251	210	330		
Mercury	0.7 ST	7439-97-6	ug/l	NA	NA	NA	NA	0.1U	0.10 U		
Nickel	100 ST	7440-02-0	ug/l	NA	NA	NA	NA	1.8 U	1.8 U		
Potassium	-	7440-09-7	ug/l	2560 B	3600 B	2410 B	2520 B	2110 B	2,360 B		
Selenium	10 ST	7782-49-2	ug/l	NA	NA	NA	NA	1.7 U	1.8 B		
Silver	50 ST	7440-22-4	ug/l	NA	NA	NA	NA	0.38 U	0.38 U		
Sodium	20,000 ST	7440-23-5	ug/l	9,820	12,500	23,200	15,000	17,000	18,700		
Thallium	0.5 GV	7440-28-0	ug/l	NA	NA	NA	NA	2.9 U	3.4 B		
Vanadium	-	7440-62-2	ug/l	NA	NA	NA	NA	1.4 U	1.4 U		
Zinc	2,000 ST	7440-66-6	ug/l	NA	NA	NA	NA	58.8	U*		
Cyanide	200 ST	0057-12-5	ug/l	NA	NA	NA	NA	10.0 U	10.0 U		
Iron + Manganese	500 ST*	-	ug/l	365.8	460.1	431.5	251	304.2	316		

NOTES:

NS: Not sampled.

Concentration exceeds Standard/Guidance Value.

U: Analyzed for but not detected, value shown is instrument detection limit.

NA: Not analyzed.

B: Concentration is above instrument detection limit but below contract required detection limit.

U*: Result qualified as non-detect based on validation criteria

ST: Standard.

GV: Guidance value.

Appendix A-2

SONIA ROAD LANDFILL
POST CLOSURE GROUNDWATER MONITORING PROGRAM
HISTORIC AND CURRENT SAMPLE RESULTS
INORGANIC PARAMETERS

CONSTITUENT	NYSDEC Class GA Groundwater Standards/ Guidance Values	CAS #	SITE: DATE: UNITS:	MW-02S 10/27/1997 (ug/l)	MW-02S 11/30/2000 (ug/l)	MW-02S 1/31/2001 (ug/l)	MW-02S 8/21/2002 (ug/l)	MW-02S 11/20/2002 (ug/l)	MW-02S 3/5/2003 (ug/l)	MW-02S 6/3/2003 (ug/l)	MW-02S 8/25/2003 (ug/l)
Aluminum	-	7429-90-5	ug/l	146	15.8 B	11.8 U	NS	NS	NS	NS	NS
Antimony	3 GV	7440-36-0	ug/l	3 U	1.7 U	12.3 U	NS	NS	NS	NS	NS
Arsenic	25 ST	7440-38-2	ug/l	2.4 U	2.5 U	1.9 U	NS	NS	NS	NS	NS
Barium	1,000 ST	7440-39-3	ug/l	26.3	34.1 B	31.9	NS	NS	NS	NS	NS
Beryllium	3 GV	7440-41-7	ug/l	0.77	0.1 U	0.14	NS	NS	NS	NS	NS
Boron	1,000 ST	7440-42-8	ug/l	NA	59.7 B	87.8	NS	NS	NS	NS	NS
Cadmium	5 ST	7440-43-9	ug/l	0.57	0.4 U	0.2 U	NS	NS	NS	NS	NS
Calcium	-	7440-70-2	ug/l	27,000	30,300	33,100	NS	NS	NS	NS	NS
Chromium Hexavalent	50 ST	18540-29-9	ug/l	20 U	20 U	20 U	NS	NS	NS	NS	NS
Chromium Total	50 ST	7440-47-3	ug/l	1.1	3.5 U	0.6 U	NS	NS	NS	NS	NS
Cobalt	-	7440-48-4	ug/l	1.5	0.9 U	1.7 U	NS	NS	NS	NS	NS
Copper	200 ST	7440-50-8	ug/l	4	2.6 B	1.5 U	NS	NS	NS	NS	NS
Iron	300 ST	7439-89-6	ug/l	312	18.7 B	13.8	NS	NS	NS	NS	NS
Lead	25 ST	7439-92-1	ug/l	2.1	1.4 U	1.1 U	NS	NS	NS	NS	NS
Magnesium	35,000 GV	7439-95-4	ug/l	2,890	2360 B	2750	NS	NS	NS	NS	NS
Manganese	300 ST	7439-96-5	ug/l	5.6	61.1	68.4	NS	NS	NS	NS	NS
Mercury	0.7 ST	7439-97-6	ug/l	0.1 U	0.1 U	0.1 U	NS	NS	NS	NS	NS
Nickel	100 ST	7440-02-0	ug/l	1.3	1.9 U	1.4 U	NS	NS	NS	NS	NS
Potassium	-	7440-09-7	ug/l	4,660	7,850	7,600	NS	NS	NS	NS	NS
Selenium	10 ST	7782-49-2	ug/l	2.8 U	4 B	1.5 U	NS	NS	NS	NS	NS
Silver	50 ST	7440-22-4	ug/l	0.9 U	0.93 B	1.6 U	NS	NS	NS	NS	NS
Sodium	20,000 ST	7440-23-5	ug/l	18,900	12,900	13,100	NS	NS	NS	NS	NS
Thallium	0.5 GV	7440-28-0	ug/l	2.6 U	2.3 B	2.8 U	NS	NS	NS	NS	NS
Vanadium	-	7440-62-2	ug/l	1.2 U	0.7 U	1.7 U	NS	NS	NS	NS	NS
Zinc	2,000 ST	7440-66-6	ug/l	20.8	2.8 B	3.6 U	NS	NS	NS	NS	NS
Cyanide	200 ST	0057-12-5	ug/l	10 U	10 U	5 U	NS	NS	NS	NS	NS
Iron + Manganese	500 ST	-	ug/l	317.6	79.8	82.2	NS	NS	NS	NS	NS

NOTES:

NS: Not sampled.

Concentration exceeds Standard/Guidance Value.

U: Analyzed for but not detected, value shown is instrument detection limit.

NA: Not analyzed.

B: Concentration is above instrument detection limit but below contract required detection limit.

U*: Result qualified as non-detect based on validation criteria

ST: Standard.

GV: Guidance value.

Appendix A-2

SONIA ROAD LANDFILL
POST CLOSURE GROUNDWATER MONITORING PROGRAM
HISTORIC AND CURRENT SAMPLE RESULTS
INORGANIC PARAMETERS

CONSTITUENT	NYSDEC Class GA Groundwater Standards/ Guidance Values	CAS #	SITE: DATE: UNITS:	MW-02S 11/11/2003 (ug/l)	MW-02S 2/26/2004 (ug/l)	MW-02S 5/20/2004 (ug/l)	MW-02S 8/20/2004 (ug/l)	MW-02S 11/10/2004 (ug/l)	MW-02S 2/28/2005 (ug/l)	MW-02S 5/26/2005 (ug/l)	MW-02S 8/24/2005 (ug/l)
Aluminum	-	7429-90-5	ug/l	NS	NS	NS	NS	NS	NS	NS	NS
Antimony	3 GV	7440-36-0	ug/l	NS	NS	NS	NS	NS	NS	NS	NS
Arsenic	25 ST	7440-38-2	ug/l	NS	NS	NS	NS	NS	NS	NS	NS
Barium	1,000 ST	7440-39-3	ug/l	NS	NS	NS	NS	NS	NS	NS	NS
Beryllium	3 GV	7440-41-7	ug/l	NS	NS	NS	NS	NS	NS	NS	NS
Boron	1,000 ST	7440-42-8	ug/l	NS	NS	NS	NS	NS	NS	NS	NS
Cadmium	5 ST	7440-43-9	ug/l	NS	NS	NS	NS	NS	NS	NS	NS
Calcium	-	7440-70-2	ug/l	NS	NS	NS	NS	NS	NS	NS	NS
Chromium Hexavalent	50 ST	18540-29-9	ug/l	NS	NS	NS	NS	NS	NS	NS	NS
Chromium Total	50 ST	7440-47-3	ug/l	NS	NS	NS	NS	NS	NS	NS	NS
Cobalt	-	7440-48-4	ug/l	NS	NS	NS	NS	NS	NS	NS	NS
Copper	200 ST	7440-50-8	ug/l	NS	NS	NS	NS	NS	NS	NS	NS
Iron	300 ST	7439-89-6	ug/l	NS	NS	NS	NS	NS	NS	NS	NS
Lead	25 ST	7439-92-1	ug/l	NS	NS	NS	NS	NS	NS	NS	NS
Magnesium	35,000 GV	7439-95-4	ug/l	NS	NS	NS	NS	NS	NS	NS	NS
Manganese	300 ST	7439-96-5	ug/l	NS	NS	NS	NS	NS	NS	NS	NS
Mercury	0.7 ST	7439-97-6	ug/l	NS	NS	NS	NS	NS	NS	NS	NS
Nickel	100 ST	7440-02-0	ug/l	NS	NS	NS	NS	NS	NS	NS	NS
Potassium	-	7440-09-7	ug/l	NS	NS	NS	NS	NS	NS	NS	NS
Selenium	10 ST	7782-49-2	ug/l	NS	NS	NS	NS	NS	NS	NS	NS
Silver	50 ST	7440-22-4	ug/l	NS	NS	NS	NS	NS	NS	NS	NS
Sodium	20,000 ST	7440-23-5	ug/l	NS	NS	NS	NS	NS	NS	NS	NS
Thallium	0.5 GV	7440-28-0	ug/l	NS	NS	NS	NS	NS	NS	NS	NS
Vanadium	-	7440-62-2	ug/l	NS	NS	NS	NS	NS	NS	NS	NS
Zinc	2,000 ST	7440-66-6	ug/l	NS	NS	NS	NS	NS	NS	NS	NS
Cyanide	200 ST	0057-12-5	ug/l	NS	NS	NS	NS	NS	NS	NS	NS
Iron + Manganese	500 ST*	-	ug/l	NS	NS	NS	NS	NS	NS	NS	NS

NOTES:

NS: Not sampled.

Concentration exceeds Standard/Guidance Value.

U: Analyzed for but not detected, value shown is instrument detection limit.

NA: Not analyzed.

B: Concentration is above instrument detection limit but below contract required detection limit.

U*: Result qualified as non-detect based on validation criteria

ST: Standard.

GV: Guidance value.


Appendix A-2

SONIA ROAD LANDFILL
 POST CLOSURE GROUNDWATER MONITORING PROGRAM
 HISTORIC AND CURRENT SAMPLE RESULTS
 INORGANIC PARAMETERS

CONSTITUENT	NYSDEC Class GA Groundwater Standards/ Guidance Values	CAS #	SITE: DATE: UNITS:	MW-02S 11/28/2005 (ug/l)	MW-02S 2/28/2006 (ug/l)	MW-02S 5/22/2006 (ug/l)	MW-02S 8/10/2006 (ug/l)	MW-02S 11/30/2006 (ug/l)	MW-02S (ug/l)	MW-02S (ug/l)	MW-02S (ug/l)
Aluminum	-	7429-90-5	ug/l								
Antimony	3 GV	7440-36-0	ug/l								
Arsenic	25 ST	7440-38-2	ug/l								
Barium	1,000 ST	7440-39-3	ug/l								
Beryllium	3 GV	7440-41-7	ug/l								
Boron	1,000 ST	7440-42-8	ug/l								
Cadmium	5 ST	7440-43-9	ug/l								
Calcium	-	7440-70-2	ug/l								
Chromium Hexavalent	50 ST	18540-29-9	ug/l								
Chromium Total	50 ST	7440-47-3	ug/l								
Cobalt	-	7440-48-4	ug/l								
Copper	200 ST	7440-50-8	ug/l								
Iron	300 ST	7439-89-6	ug/l								
Lead	25 ST	7439-92-1	ug/l								
Magnesium	35,000 GV	7439-95-4	ug/l								
Manganese	300 ST	7439-96-5	ug/l								
Mercury	0.7 ST	7439-97-6	ug/l								
Nickel	100 ST	7440-02-0	ug/l								
Potassium	-	7440-09-7	ug/l								
Selenium	10 ST	7782-49-2	ug/l								
Silver	50 ST	7440-22-4	ug/l								
Sodium	20,000 ST	7440-23-5	ug/l								
Thallium	0.5 GV	7440-28-0	ug/l								
Vanadium	-	7440-62-2	ug/l								
Zinc	2,000 ST	7440-66-6	ug/l								
Cyanide	200 ST	0057-12-5	ug/l								
Iron + Manganese	500 ST*	-	ug/l								

NOTES:

NS: Not sampled.

 Concentration exceeds Standard/Guidance Value.

U: Analyzed for but not detected, value shown is instrument detection limit.

NA: Not analyzed.

B: Concentration is above instrument detection limit but below contract required detection limit.

U*: Result qualified as non-detect based on validation criteria

ST: Standard.

GV: Guidance value.

Appendix A-2

SONIA ROAD LANDFILL
POST CLOSURE GROUNDWATER MONITORING PROGRAM
HISTORIC AND CURRENT SAMPLE RESULTS
INORGANIC PARAMETERS

CONSTITUENT	NYSDEC Class GA Groundwater Standards/ Guidance Values	CAS #	SITE: DATE: UNITS:	MW-03S 10/30/1997 (ug/l)	MW-03S 12/6/2000 (ug/l)	MW-03S 2/2/2001 (ug/l)	MW-03S 8/22/2002 (ug/l)	MW-03S 11/22/2002 (ug/l)	MW-03S 3/7/2003 (ug/l)	MW-03S 6/3/2003 (ug/l)	MW-03S 8/25/2003 (ug/l)
Aluminum	-	7429-90-5	ug/l	1,080	16.5 B	53.7	NA	803	NA	NA	46.0 B
Antimony	3 GV	7440-36-0	ug/l	3 U	1.7 U	12.3 U	NA	3.4 B	NA	NA	3.5 U
Arsenic	25 ST	7440-38-2	ug/l	3.2	2.5 U	1.9 U	NA	4.5 U	NA	NA	3.2 U
Barium	1,000 ST	7440-39-3	ug/l	136	125 B	125	NA	176 B	NA	NA	158 B
Beryllium	3 GV	7440-41-7	ug/l	0.1 U	0.1 U	0.24	NA	0.80 B	NA	NA	0.20 U
Boron	1,000 ST	7440-42-8	ug/l	NA	128	153	NA	139	NA	NA	222
Cadmium	5 ST	7440-43-9	ug/l	0.3 U	0.4 U	0.22	0.13 B	0.5 U	0.10 U	0.10 U	0.30 U
Calcium	-	7440-70-2	ug/l	50,800	51,200	57,700	67,400	92,400	112,000	84,900	91,600
Chromium Hexavalent	50 ST	18540-29-9	ug/l	20 U	20 U	20 U	NA	20 U	NA	NA	20 U
Chromium Total	50 ST	7440-47-3	ug/l	3.1	3.5 U	0.6	NA	2.9 B	NA	NA	1.2 B
Cobalt	-	7440-48-4	ug/l	1.1	0.9 U	1.7 U	NA	13.1 B	NA	NA	2.1 U
Copper	200 ST	7440-50-8	ug/l	3.3	2.6 B	1.5 U	NA	11.5 B	NA	NA	5.2 B
Iron	300 ST	7439-89-6	ug/l	12,700	10,200	7,390	30,600	80,600	65,800	21,100	16,800
Lead	25 ST	7439-92-1	ug/l	1.4	1.4 U	1.1 U	0.8 U	2.1 B	1.5 U	1.8 B	0.84 B
Magnesium	35,000 GV	7439-95-4	ug/l	7,970	7,620	8,320	9,840	16,000	21,700	14,100	14,600
Manganese	300 ST	7439-96-5	ug/l	7,270	5,840	5,930	8,430	11,500	8,190	2,930	3,770
Mercury	0.7 ST	7439-97-6	ug/l	0.1 U	0.1 U	0.1 U	NA	0.1 U	NA	NA	0.10 U
Nickel	100 ST	7440-02-0	ug/l	2.6	1.9 U	1.4 U	NA	23.4 B	NA	NA	2.8 B
Potassium	-	7440-09-7	ug/l	7,870	8310	9590	8,680	7,850	12,200	19,300	14,100
Selenium	10 ST	7782-49-2	ug/l	2.8 U	2.8 B	2 N	NA	6	NA	NA	3.8 U
Silver	50 ST	7440-22-4	ug/l	0.9 U	1.7 B	1.6 U	NA	1 U	NA	NA	1 U
Sodium	20,000 ST	7440-23-5	ug/l	40,400	20,500	21,500	27,100	25,200	22,900	17,600	22,600
Thallium	0.5 GV	7440-28-0	ug/l	2.6 U	2.3 U	2.8 U	NA	4.2 U	NA	NA	2.5 U
Vanadium	-	7440-62-2	ug/l	3.7	0.7 U	1.7 U	NA	2.9 B	NA	NA	1.8 U
Zinc	2,000 ST	7440-66-6	ug/l	34	3.5 B	3.6 U	NA	799	NA	NA	57.5
Cyanide	200 ST	0057-12-5	ug/l	10 U	10 U	5 U	NA	10 U	NA	NA	10 U
Iron + Manganese	500 ST	-	ug/l	19,970	16,040	13,320	39,030	92,100	93,990	24,030	20,570

NOTES:

NS: Not sampled.

Concentration exceeds Standard/Guidance Value.

U: Analyzed for but not detected, value shown is instrument detection limit.

NA: Not analyzed.

B: Concentration is above instrument detection limit but below contract required detection limit.

U*: Result qualified as non-detect based on validation criteria

ST: Standard.

GV: Guidance value.

Appendix A-2

**SONIA ROAD LANDFILL
POST CLOSURE GROUNDWATER MONITORING PROGRAM
HISTORIC AND CURRENT SAMPLE RESULTS
INORGANIC PARAMETERS**

CONSTITUENT	NYSDEC Class GA Groundwater Standards/ Guidance Values	CAS #	SITE: DATE: UNITS:	MW-03S 11/13/2003 (ug/l)	MW-03S 3/2/2004 (ug/l)	MW-03S 5/24/2004 (ug/l)	MW-03S 8/23/2004 (ug/l)	MW-03S 11/10/2004 (ug/l)	MW-03S 3/2/2005 (ug/l)	MW-03S 5/31/2005 (ug/l)	MW-03S 8/26/2005 (ug/l)
Aluminum	-	7429-90-5	ug/l	NA	NA	57.5 B	NA	NA	121 B	NA	NA
Antimony	3 GV	7440-36-0	ug/l	NA	NA	1.6 U	NA	NA	3.6 U	NA	NA
Arsenic	25 ST	7440-38-2	ug/l	NA	NA	5.1 B	NA	NA	4.6 B	NA	NA
Barium	1,000 ST	7440-39-3	ug/l	NA	NA	147 B	NA	NA	192 B	NA	NA
Beryllium	3 GV	7440-41-7	ug/l	NA	NA	0.1 U	NA	NA	0.19 U	NA	NA
Boron	1,000 ST	7440-42-8	ug/l	NA	NA	171 B	NA	NA	161	NA	NA
Cadmium	5 ST	7440-43-9	ug/l	0.3 U	0.20 U	0.92 B	0.30 U	0.51 B	1.3 B	0.37 U	0.65 U
Calcium	-	7440-70-2	ug/l	76,200	66,200	67,100	69,300	72,800	71,000	82,600	74,800
Chromium Hexavalent	50 ST	18540-29-9	ug/l	NA	NA	20 U	NA	NA	20 U	NA	NA
Chromium Total	50 ST	7440-47-3	ug/l	NA	NA	0.9 B	NA	NA	0.63 U	NA	NA
Cobalt	-	7440-48-4	ug/l	NA	NA	0.9 U	NA	NA	1.3 U	NA	NA
Copper	200 ST	7440-50-8	ug/l	NA	NA	2.1 B	NA	NA	2.1 B	NA	NA
Iron	300 ST	7439-89-6	ug/l	34,900	28,300	27,400	30,400	30,300	34,000	27,600	48,900
Lead	25 ST	7439-92-1	ug/l	1.1 U	0.70 U	0.7 U	1.2 U	1.1 U	1.1 U	1.2 U	3.9
Magnesium	35,000 GV	7439-95-4	ug/l	11,800	9,800	10,100	9,850	10,400	10,400	13,000	10,000
Manganese	300 ST	7439-96-5	ug/l	5,500	4,360	4,630	5,610	5,750	6,100	6,090	1,310
Mercury	0.7 ST	7439-97-6	ug/l	NA	NA	0.1 U	NA	NA	0.1 U	NA	NA
Nickel	100 ST	7440-02-0	ug/l	NA	NA	1.5 B	NA	NA	1.2 U	NA	NA
Potassium	-	7440-09-7	ug/l	15,900	12,900	10,800	12,000	12,400	13,200	13,600	16,000
Selenium	10 ST	7782-49-2	ug/l	NA	NA	1.8 U	NA	NA	3.0 U	NA	NA
Silver	50 ST	7440-22-4	ug/l	NA	NA	0.5 U	NA	NA	0.75 U	NA	NA
Sodium	20,000 ST	7440-23-5	ug/l	30,000	27,400	20,900	29,300	38,900	39,600	35,900	22,800
Thallium	0.5 GV	7440-28-0	ug/l	NA	NA	1.9 U	NA	NA	2.7 U	NA	NA
Vanadium	-	7440-62-2	ug/l	NA	NA	1 U	NA	NA	1.8 U	NA	NA
Zinc	2,000 ST	7440-66-6	ug/l	NA	NA	20.7 B	NA	NA	72.2	NA	NA
Cyanide	200 ST	0057-12-5	ug/l	NA	NA	10 U	NA	NA	10 U	NA	NA
Iron + Manganese	500 ST*	-	ug/l	40,400	33,160	32,030	35,410	36,050	40,100	33,690	50,210

NOTES:

NS: Not sampled.

 Concentration exceeds Standard/Guidance Value.

U: Analyzed for but not detected, value shown is instrument detection limit.

NA: Not analyzed.

B: Concentration is above instrument detection limit but below contract required detection limit.

U*: Result qualified as non-detect based on validation criteria

ST: Standard.

GV: Guidance value.

Appendix A-2

**SONIA ROAD LANDFILL
POST CLOSURE GROUNDWATER MONITORING PROGRAM
HISTORIC AND CURRENT SAMPLE RESULTS
INORGANIC PARAMETERS**

CONSTITUENT	NYSDEC Class GA Groundwater Standards/ Guidance Values	CAS #	SITE: DATE: UNITS:	MW-03S	MW-03S	MW-03S	MW-03S	MW-03S	MW-03S	MW-03S	MW-03S
				11/30/2005 (ug/l)	3/1/2006 (ug/l)	5/18/2006 (ug/l)	8/9/2006 (ug/l)	11/29/2006 (ug/l)	2/22/2007 (ug/l)	(ug/l)	(ug/l)
Aluminum	-	7429-90-5	ug/l	NA	NA	NA	NA	56.5 B	367		
Antimony	3 GV	7440-36-0	ug/l	NA	NA	NA	NA	3.2 U	3.2 U		
Arsenic	25 ST	7440-38-2	ug/l	NA	NA	NA	NA	2.9 U	2.9 U		
Barium	1,000 ST	7440-39-3	ug/l	NA	NA	NA	NA	230	250		
Beryllium	3 GV	7440-41-7	ug/l	NA	NA	NA	NA	0.17 U	0.17 U		
Boron	1,000 ST	7440-42-8	ug/l	NA	NA	NA	NA	193 B	201 B		
Cadmium	5 ST	7440-43-9	ug/l	0.43 U	0.26 U	0.34 U	0.34 U	0.28 U	0.92 B		
Calcium	-	7440-70-2	ug/l	124,000	115,000	93,400	97,500	85,200	82,400		
Chromium Hexavalent	50 ST	18540-29-9	ug/l	NA	NA	NA	NA	0.02 U	0.02 U		
Chromium Total	50 ST	7440-47-3	ug/l	NA	NA	NA	NA	0.50 U	1.7 B		
Cobalt	-	7440-48-4	ug/l	NA	NA	NA	NA	1.3 U	1.3 U		
Copper	200 ST	7440-50-8	ug/l	NA	NA	NA	NA	2.9 B	4.3 B		
Iron	300 ST	7439-89-6	ug/l	26,700	20,800	27,700	31,200	27,800	28,700		
Lead	25 ST	7439-92-1	ug/l	1.6 U	1.3 U	2.7 B	1.9 U	1.5 U	1.9 B		
Magnesium	35,000 GV	7439-95-4	ug/l	18,200	18,900	13,700	14,300	13,300	13,600		
Manganese	300 ST	7439-96-5	ug/l	5,050	4,960	5,630	5,490	5,750	5,510		
Mercury	0.7 ST	7439-97-6	ug/l	NA	NA	NA	NA	0.1U	0.10 U		
Nickel	100 ST	7440-02-0	ug/l	NA	NA	NA	NA	2.0 B	3.2 B		
Potassium	-	7440-09-7	ug/l	17,700	22,500	17,500	18,500	16,500	18,600		
Selenium	10 ST	7782-49-2	ug/l	NA	NA	NA	NA	1.7 U	2.1 B		
Silver	50 ST	7440-22-4	ug/l	NA	NA	NA	NA	0.38 U	0.38 U		
Sodium	20,000 ST	7440-23-5	ug/l	29,000	42,300	34,300	33,300	35,900	36,700		
Thallium	0.5 GV	7440-28-0	ug/l	NA	NA	NA	NA	2.9 U	5.5 B		
Vanadium	-	7440-62-2	ug/l	NA	NA	NA	NA	1.6 B	2.3 B		
Zinc	2,000 ST	7440-66-6	ug/l	NA	NA	NA	NA	71.1	U*		
Cyanide	200 ST	0057-12-5	ug/l	NA	NA	NA	NA	10.0 U	10.0 U		
Iron + Manganese	500 ST*	-	ug/l	31,750	25,760	33,430	36,690	33,550	34,310		

NOTES:

NS: Not sampled.

Concentration exceeds Standard/Guidance Value.

U: Analyzed for but not detected, value shown is instrument detection limit.

NA: Not analyzed.

B: Concentration is above instrument detection limit but below contract required detection limit.

U*: Result qualified as non-detect based on validation criteria

ST: Standard.

GV: Guidance value.

Appendix A-2

**SONIA ROAD LANDFILL
POST CLOSURE GROUNDWATER MONITORING PROGRAM
HISTORIC AND CURRENT SAMPLE RESULTS
INORGANIC PARAMETERS**

CONSTITUENT	NYSDEC Class GA Groundwater Standards/ Guidance Values	CAS #	SITE: DATE: UNITS:	MW-04D	MW-04D	MW-04D	MW-04D	MW-04D	MW-04D	MW-04D	MW-04D
				10/28/1997	12/6/2000	2/1/2001	8/23/2002	11/21/2002	3/7/2003	6/3/2003	8/25/2003
				(ug/l)	(ug/l)	(ug/l)	(ug/l)	(ug/l)	(ug/l)	(ug/l)	(ug/l)
Aluminum	-	7429-90-5	ug/l	52.9	17.7 B	15.7	NA	29.4 B	NA	NA	27.3 B
Antimony	3 GV	7440-36-0	ug/l	3 U	1.7 U	12.3 U	NA	3.1 U	NA	NA	3.5 U
Arsenic	25 ST	7440-38-2	ug/l	7.6	11.9	14.4	NA	7.2 B	NA	NA	13.7
Barium	1,000 ST	7440-39-3	ug/l	186	249	224	NA	90.8 B	NA	NA	108 B
Beryllium	3 GV	7440-41-7	ug/l	0.1	0.1 U	0.16	NA	0.4 U	NA	NA	0.20 U
Boron	1,000 ST	7440-42-8	ug/l	NA	291	326	NA	170	NA	NA	120
Cadmium	5 ST	7440-43-9	ug/l	0.3 U	0.4 U	0.37	0.1 B	0.5 U	0.1 U	0.10 U	0.30 U
Calcium	-	7440-70-2	ug/l	56,100	60,000	59,100	30,800	24,700	24,000	27,500	30,900
Chromium Hexavalent	50 ST	18540-29-9	ug/l	20 U	20 U	20 U	NA	20 U	NA	NA	20 U
Chromium Total	50 ST	7440-47-3	ug/l	0.4 U	3.5 U	0.6 U	NA	1.3 B	NA	NA	0.70 U
Cobalt	-	7440-48-4	ug/l	14.9	17.7 B	14.4	NA	4.3 B	NA	NA	4.4 B
Copper	200 ST	7440-50-8	ug/l	0.7 U	1.5 U	1.5 U	NA	3.4 B	NA	NA	1.6 B
Iron	300 ST	7439-89-6	ug/l	66,000	75,500	69,500	24,500	20,400	24,800	28,300	34,500
Lead	25 ST	7439-92-1	ug/l	1 U	4	3.6	0.88 B	1.4 U	1.5 U	1.5 U	0.80 U
Magnesium	35,000 GV	7439-95-4	ug/l	8,830	11,500	11,100	5,380	4,060 B	4,080 B	4,550 B	4,840 B
Manganese	300 ST	7439-96-5	ug/l	1,700	2,900	2,470	589	690	725	764	829
Mercury	0.7 ST	7439-97-6	ug/l	0.1 U	0.1 U	0.1 U	NA	0.1 U	NA	NA	0.10 U
Nickel	100 ST	7440-02-0	ug/l	7.4	7.1 B	5.4	NA	2.3 B	NA	NA	2.6 B
Potassium	-	7440-09-7	ug/l	14,000	14,900	16,200	10,700	8,650	8,970	10,500	8,800
Selenium	10 ST	7782-49-2	ug/l	2.8 U	2.2 B	1.5 U	NA	2.4 U	NA	NA	3.8 U
Silver	50 ST	7440-22-4	ug/l	0.9 U	1.3 B	1.6 U	NA	1 U	NA	NA	1 U
Sodium	20,000 ST	7440-23-5	ug/l	21,100	26,500	27,500	15,300	13,700	14,000	14,900	13,300
Thallium	0.5 GV	7440-28-0	ug/l	2.6 U	2.3 U	2.8 U	NA	4.2 U	NA	NA	2.5 U
Vanadium	-	7440-62-2	ug/l	1.2 U	0.7 U	1.7 U	NA	0.82 B	NA	NA	1.8 U
Zinc	2,000 ST	7440-66-6	ug/l	85.9	5.9 B	3.6 U	NA	16.7 B	NA	NA	22.8
Cyanide	200 ST	0057-12-5	ug/l	10 U	10 U	5 U	NA	10 U	NA	NA	10 U
Iron + Manganese	500 ST	-	ug/l	67,700	78,400	71,970	25,089	21,090	25,325	29,064	35,329

NOTES:

NS: Not sampled.

Concentration exceeds Standard/Guidance Value.

U: Analyzed for but not detected, value shown is instrument detection limit.

NA: Not analyzed.

B: Concentration is above instrument detection limit but below contract required detection limit.

U*: Result qualified as non-detect based on validation criteria

ST: Standard.

GV: Guidance value.

Appendix A-2

SONIA ROAD LANDFILL
POST CLOSURE GROUNDWATER MONITORING PROGRAM
HISTORIC AND CURRENT SAMPLE RESULTS
INORGANIC PARAMETERS

CONSTITUENT	NYSDEC Class GA Groundwater Standards/ Guidance Values	CAS #	SITE: DATE: UNITS:	MW-04D 11/11/2003 (ug/l)	MW-04D 3/1/2004 (ug/l)	MW-04D 5/24/2004 (ug/l)	MW-04D 8/23/2004 (ug/l)	MW-04D 11/9/2004 (ug/l)	MW-04D 3/1/2005 (ug/l)	MW-04D 5/27/2005 (ug/l)	MW-04D 8/26/2005 (ug/l)
Aluminum	-	7429-90-5	ug/l	NA	NA	30.3 B	NA	NA	94.5 B	NA	NA
Antimony	3 GV	7440-36-0	ug/l	NA	NA	1.6 U	NA	NA	3.6 U	NA	NA
Arsenic	25 ST	7440-38-2	ug/l	NA	NA	16.8	NA	NA	20.3	NA	NA
Barium	1,000 ST	7440-39-3	ug/l	NA	NA	135 B	NA	NA	172 B	NA	NA
Beryllium	3 GV	7440-41-7	ug/l	NA	NA	0.1 U	NA	NA	0.35 B	NA	NA
Boron	1,000 ST	7440-42-8	ug/l	NA	NA	96.7 B	NA	NA	161	NA	NA
Cadmium	5 ST	7440-43-9	ug/l	0.3 U	0.20 U	1.5 B	0.30 U	0.84 B	2.6 B	1.3 B	0.65 U
Calcium	-	7440-70-2	ug/l	34,000	43,400	45,500	63,500	62,500	60,600	58,300	56,800
Chromium Hexavalent	50 ST	18540-29-9	ug/l	NA	NA	20 U	NA	NA	20 U	NA	NA
Chromium Total	50 ST	7440-47-3	ug/l	NA	NA	0.6 U	NA	NA	0.63 U	NA	NA
Cobalt	-	7440-48-4	ug/l	NA	NA	4.7 B	NA	NA	5.0 B	NA	NA
Copper	200 ST	7440-50-8	ug/l	NA	NA	0.9 U	NA	NA	1.3 B	NA	NA
Iron	300 ST	7439-89-6	ug/l	35,300	45,700	48,900	61,000	65,600	66,400	64,500	58,000
Lead	25 ST	7439-92-1	ug/l	1.1 U	1.6 U	0.7 U	2.6 B	1.1 U	1.1 U	1.2 U	4.4
Magnesium	35,000 GV	7439-95-4	ug/l	5,720	7,110	7,730	9,970	9,860	9,350	8,950	8,050
Manganese	300 ST	7439-96-5	ug/l	972	1,270	1,280	1,780	1,660	1,400	1,220	1,170
Mercury	0.7 ST	7439-97-6	ug/l	NA	NA	0.1 U	NA	NA	0.1 U	NA	NA
Nickel	100 ST	7440-02-0	ug/l	NA	NA	1.5 B	NA	NA	2.0 B	NA	NA
Potassium	-	7440-09-7	ug/l	11,000	10,500	10,400	13,400	12,500	13,200	10,800	8,460
Selenium	10 ST	7782-49-2	ug/l	NA	NA	1.8 U	NA	NA	3.0 U	NA	NA
Silver	50 ST	7440-22-4	ug/l	NA	NA	0.5 U	NA	NA	0.75 U	NA	NA
Sodium	20,000 ST	7440-23-5	ug/l	13,900	16,400	15,000	21,900	24,100	25,100	25,500	22,400
Thallium	0.5 GV	7440-28-0	ug/l	NA	NA	1.9 U	NA	NA	3.1 B	NA	NA
Vanadium	-	7440-62-2	ug/l	NA	NA	1 U	NA	NA	1.8 U	NA	NA
Zinc	2,000 ST	7440-66-6	ug/l	NA	NA	18 B	NA	NA	63.6	NA	NA
Cyanide	200 ST	0057-12-5	ug/l	NA	NA	10 U	NA	NA	10 U	NA	NA
Iron + Manganese	500 ST*	-	ug/l	36,272	46,970	50,186	62,780	67,260	67,800	65,720	59,130

NOTES:

NS: Not sampled.

Concentration exceeds Standard/Guidance Value.

U: Analyzed for but not detected, value shown is instrument detection limit.

NA: Not analyzed.

B: Concentration is above instrument detection limit but below contract required detection limit.

U*: Result qualified as non-detect based on validation criteria

ST: Standard.

GV: Guidance value.


Appendix A-2

**SONIA ROAD LANDFILL
POST CLOSURE GROUNDWATER MONITORING PROGRAM
HISTORIC AND CURRENT SAMPLE RESULTS
INORGANIC PARAMETERS**

CONSTITUENT	NYSDEC Class GA Groundwater Standards/ Guidance Values	CAS #	SITE: DATE: UNITS:	MW-04D 11/30/2005 (ug/l)	MW-04D 3/1/2006 (ug/l)	MW-04D 5/22/2006 (ug/l)	MW-04D 8/10/2006 (ug/l)	MW-04D 11/30/2006 (ug/l)	MW-04D 2/23/2007 (ug/l)	MW-04D (ug/l)	MW-04D (ug/l)
Aluminum	-	7429-90-5	ug/l	NA	NA	NA	NA	24.4 B	31.2 B		
Antimony	3 GV	7440-36-0	ug/l	NA	NA	NA	NA	3.2 U	3.2 U		
Arsenic	25 ST	7440-38-2	ug/l	NA	NA	NA	NA	19.2	8.1 B		
Barium	1,000 ST	7440-39-3	ug/l	NA	NA	NA	NA	44.8 B	37.1 B		
Beryllium	3 GV	7440-41-7	ug/l	NA	NA	NA	NA	0.17 U	1.1 B		
Boron	1,000 ST	7440-42-8	ug/l	NA	NA	NA	NA	62.7 B	64.6 B		
Cadmium	5 ST	7440-43-9	ug/l	0.43 U	0.26 U	0.12 U	0.34 U	0.28 U	1.5 B		
Calcium	-	7440-70-2	ug/l	48,100	39,700	30,100	23,400	19,500	18,400		
Chromium Hexavalent	50 ST	18540-29-9	ug/l	NA	NA	NA	NA	0.02 U	0.02 U		
Chromium Total	50 ST	7440-47-3	ug/l	NA	NA	NA	NA	1.4 B	1.6 B		
Cobalt	-	7440-48-4	ug/l	NA	NA	NA	NA	1.3 U	1.8 B		
Copper	200 ST	7440-50-8	ug/l	NA	NA	NA	NA	3.7 B	3.7 B		
Iron	300 ST	7439-89-6	ug/l	53,100	44,000	34,300	25,700	24,000	4,920		
Lead	25 ST	7439-92-1	ug/l	2.2 B	1.3 U	1.1 U	1.9 U	1.5 U	1.5 U		
Magnesium	35,000 GV	7439-95-4	ug/l	6,630	5,940	4370 B	3150 B	2900 B	2,820 B		
Manganese	300 ST	7439-96-5	ug/l	931	970	693	530	514	446		
Mercury	0.7 ST	7439-97-6	ug/l	NA	NA	NA	NA	0.1U	0.10 U		
Nickel	100 ST	7440-02-0	ug/l	NA	NA	NA	NA	1.8 U	1.8 U		
Potassium	-	7440-09-7	ug/l	7,790	8,440	7,280	5,850	5000 B	5,410		
Selenium	10 ST	7782-49-2	ug/l	NA	NA	NA	NA	1.7 U	1.7 U		
Silver	50 ST	7440-22-4	ug/l	NA	NA	NA	NA	0.38 U	0.59 B		
Sodium	20,000 ST	7440-23-5	ug/l	22,000	20,000	15,900	10,900	8,900	9,160		
Thallium	0.5 GV	7440-28-0	ug/l	NA	NA	NA	NA	2.9 U	4.9 B		
Vanadium	-	7440-62-2	ug/l	NA	NA	NA	NA	1.4 U	1.4 U		
Zinc	2,000 ST	7440-66-6	ug/l	NA	NA	NA	NA	62.0	38.5		
Cyanide	200 ST	0057-12-5	ug/l	NA	NA	NA	NA	10.0 U	10.0 U		
Iron + Manganese	500 ST*	-	ug/l	54,031	44,970	34,993	26,230	24,514	5,366		

NOTES:

NS: Not sampled.

 Concentration exceeds Standard/Guidance Value.

U: Analyzed for but not detected, value shown is instrument detection limit.

NA: Not analyzed.

B: Concentration is above instrument detection limit but below contract required detection limit.

U*: Result qualified as non-detect based on validation criteria

ST: Standard.

GV: Guidance value.

Appendix A-2

SONIA ROAD LANDFILL
POST CLOSURE GROUNDWATER MONITORING PROGRAM
HISTORIC AND CURRENT SAMPLE RESULTS
INORGANIC PARAMETERS

CONSTITUENT	NYSDEC Class GA Groundwater Standards/ Guidance Values	CAS #	SITE: DATE: UNITS:	MW-041 10/29/1997 (ug/l)	MW-041 12/6/2000 (ug/l)	MW-041 2/1/2001 (ug/l)	MW-041 8/23/2002 (ug/l)	MW-041 11/22/2002 (ug/l)	MW-041 3/6/2003 (ug/l)	MW-041 6/3/2003 (ug/l)	MW-041 8/22/2003 (ug/l)
Aluminum	-	7429-90-5	ug/l	365	19.9 B	18.7	NA	13.9 B	NA	NA	17.7 B
Antimony	3 GV	7440-36-0	ug/l	3 U	1.7 U	12.3 U	NA	3.1 B	NA	NA	3.5 U
Arsenic	25 ST	7440-38-2	ug/l	10.1	14.6	17.1	NA	11.5	NA	NA	17.5
Barium	1,000 ST	7440-39-3	ug/l	128	175 B	107	NA	135 B	NA	NA	124 B
Beryllium	3 GV	7440-41-7	ug/l	0.1	0.1 U	0.14	NA	0.4 U	NA	NA	0.20 U
Boron	1,000 ST	7440-42-8	ug/l	NA	300	285	NA	231	NA	NA	211
Cadmium	5 ST	7440-43-9	ug/l	0.3 U	0.4 U	0.2 U	0.25 B	0.50 U	0.10 U	0.10 U	0.30 U
Calcium	-	7440-70-2	ug/l	53,200	92,000	62,200	41,700	85,700	85,500	101,000	90,100
Chromium Hexavalent	50 ST	18540-29-9	ug/l	20 U	20 U	20 U	NA	20 U	NA	NA	20 U
Chromium Total	50 ST	7440-47-3	ug/l	0.3 U	3.5 U	0.6 U	NA	1 B	NA	NA	0.70 U
Cobalt	-	7440-48-4	ug/l	2.5	1.7 B	1.7 U	NA	1 U	NA	NA	2.1 U
Copper	200 ST	7440-50-8	ug/l	5.2	1.5 U	1.5 U	NA	2.8 B	NA	NA	2.2 B
Iron	300 ST	7439-89-6	ug/l	31,800	55,200	38,200	29,000	56,200	53,000	62,500	56,900
Lead	25 ST	7439-92-1	ug/l	3.7	1.9 B	1.9	0.8 U	1.4 U	1.5 U	1.6 B	0.80 U
Magnesium	35,000 GV	7439-95-4	ug/l	9,580	15,700	9,960	5,690	10,700	11,100	12,800	10,400
Manganese	300 ST	7439-96-5	ug/l	480	864	592	576	1,440	1,270	1,640	1,420
Mercury	0.7 ST	7439-97-6	ug/l	0.1 U	0.1 U	0.1 U	NA	0.1 U	NA	NA	0.1 U
Nickel	100 ST	7440-02-0	ug/l	3.9	1.9 U	1.4 U	NA	3.5 B	NA	NA	5.0 B
Potassium	-	7440-09-7	ug/l	69,400	21,700	19,400	10,100	14,800	15,400	18,900	13,600
Selenium	10 ST	7782-49-2	ug/l	2.8 U	1.7 U	1.5 U	NA	3.9 B	NA	NA	3.8 U
Silver	50 ST	7440-22-4	ug/l	0.9 U	0.5 U	1.6 U	NA	1 U	NA	NA	1 U
Sodium	20,000 ST	7440-23-5	ug/l	29,200	32,500	22,700	13,400	26,800	25,700	34,000	27,800
Thallium	0.5 GV	7440-28-0	ug/l	2.6 U	2.3 U	2.8 U	NA	4.2 U	NA	NA	2.5 U
Vanadium	-	7440-62-2	ug/l	4.4	0.7 U	1.7 U	NA	1.8 B	NA	NA	2.0 B
Zinc	2,000 ST	7440-66-6	ug/l	96.1	6.8 B	3.6 U	NA	19.3 B	NA	NA	7.1 B
Cyanide	200 ST	0057-12-5	ug/l	10 U	10 U	5 U	NA	10 U	NA	NA	10 U
Iron + Manganese	500 ST	-	ug/l	32,280	56,084	38,792	29,576	57,610	54,270	64,140	58,320

NOTES:

NS: Not sampled.

Concentration exceeds Standard/Guidance Value.

U: Analyzed for but not detected, value shown is instrument detection limit.

NA: Not analyzed.

B: Concentration is above instrument detection limit but below contract required detection limit.

U*: Result qualified as non-detect based on validation criteria

ST: Standard.

GV: Guidance value.

Appendix A-2

SONIA ROAD LANDFILL
POST CLOSURE GROUNDWATER MONITORING PROGRAM
HISTORIC AND CURRENT SAMPLE RESULTS
INORGANIC PARAMETERS

CONSTITUENT	NYSDEC Class GA Groundwater Standards/ Guidance Values	CAS #	SITE: DATE: UNITS:	MW-04I 11/12/2003 (ug/l)	MW-04I 3/1/2004 (ug/l)	MW-04I 5/24/2004 (ug/l)	MW-04I 8/23/2004 (ug/l)	MW-04I 11/9/2004 (ug/l)	MW-04I 3/1/2005 (ug/l)	MW-04I 5/27/2005 (ug/l)	MW-04I 8/26/2005 (ug/l)
Aluminum	-	7429-90-5	ug/l	NA	NA	50.8 B	NA	NA	73.0 B	NA	NA
Antimony	3 GV	7440-36-0	ug/l	NA	NA	1.6 U	NA	NA	3.6 U	NA	NA
Arsenic	25 ST	7440-38-2	ug/l	NA	NA	17.4	NA	NA	19.4	NA	NA
Barium	1,000 ST	7440-39-3	ug/l	NA	NA	100 B	NA	NA	189 B	NA	NA
Beryllium	3 GV	7440-41-7	ug/l	NA	NA	0.10 U	NA	NA	0.19 U	NA	NA
Boron	1,000 ST	7440-42-8	ug/l	NA	NA	177 B	NA	NA	291	NA	NA
Cadmium	5 ST	7440-43-9	ug/l	0.3 U	0.20 U	1.4 B	0.30 U	1.0 B	2.1 B	1.2 B	0.65 U
Calcium	-	7440-70-2	ug/l	91,200	99,100	78,500	87,100	86,700	87,700	78,000	68,800
Chromium Hexavalent	50 ST	18540-29-9	ug/l	NA	NA	20 U	NA	NA	20 U	NA	NA
Chromium Total	50 ST	7440-47-3	ug/l	NA	NA	0.6 U	NA	NA	0.63 U	NA	NA
Cobalt	-	7440-48-4	ug/l	NA	NA	0.9 U	NA	NA	1.3 U	NA	NA
Copper	200 ST	7440-50-8	ug/l	NA	NA	0.9 U	NA	NA	1.1 U	NA	NA
Iron	300 ST	7439-89-6	ug/l	56,100	61,600	50,500	51,900	56,600	56,000	48,100	44,700
Lead	25 ST	7439-92-1	ug/l	1.1 U	1.6 U	0.7 U	2.0 B	1.1 U	1.1 U	1.2 U	3.2
Magnesium	35,000 GV	7439-95-4	ug/l	10,500	10,600	8,680	9,570	10,600	12,800	11,600	9,230
Manganese	300 ST	7439-96-5	ug/l	1,510	1,790	1,420	1,640	1,780	1,680	1,390	1,210
Mercury	0.7 ST	7439-97-6	ug/l	NA	NA	0.1 U	NA	NA	0.1 U	NA	NA
Nickel	100 ST	7440-02-0	ug/l	NA	NA	1.8 B	NA	NA	1.2 U	NA	NA
Potassium	-	7440-09-7	ug/l	16,000	14,000	11,700	14,500	16,500	26,000	20,200	14,400
Selenium	10 ST	7782-49-2	ug/l	NA	NA	1.8 U	NA	NA	3.0 U	NA	NA
Silver	50 ST	7440-22-4	ug/l	NA	NA	0.5 U	NA	NA	0.75 U	NA	NA
Sodium	20,000 ST	7440-23-5	ug/l	29,500	30,800	22,000	26,400	27,400	27,200	26,600	21,200
Thallium	0.5 GV	7440-28-0	ug/l	NA	NA	1.9 U	NA	NA	2.7 U	NA	NA
Vanadium	-	7440-62-2	ug/l	NA	NA	1 U	NA	NA	1.8 U	NA	NA
Zinc	2,000 ST	7440-66-6	ug/l	NA	NA	26.2 B	NA	NA	46.3	NA	NA
Cyanide	200 ST	0057-12-5	ug/l	NA	NA	10 U	NA	NA	10 U	NA	NA
Iron + Manganese	500 ST*	-	ug/l	37,610	63,390	51,920	53,540	58,380	57,680	49,490	45,910

NOTES:

NS: Not sampled.

Concentration exceeds Standard/Guidance Value.

U: Analyzed for but not detected, value shown is instrument detection limit.

NA: Not analyzed.

B: Concentration is above instrument detection limit but below contract required detection limit.

U*: Result qualified as non-detect based on validation criteria

ST: Standard.

GV: Guidance value.

Appendix A-2

SONIA ROAD LANDFILL
POST CLOSURE GROUNDWATER MONITORING PROGRAM
HISTORIC AND CURRENT SAMPLE RESULTS
INORGANIC PARAMETERS

CONSTITUENT	NYSDEC Class GA Groundwater Standards/ Guidance Values	CAS #	SITE: DATE: UNITS:	MW-04I	MW-04I	MW-04I	MW-04I	MW-04I	MW-04I	MW-04I	MW-04I
				11/30/2005	3/1/2006	5/22/2006	8/10/2006	11/30/2006	2/23/2007	(ug/l)	(ug/l)
Aluminum	-	7429-90-5	ug/l	NA	NA	NA	NA	16.8 B	18.9 B		
Antimony	3 GV	7440-36-0	ug/l	NA	NA	NA	NA	3.2 U	3.2 U		
Arsenic	25 ST	7440-38-2	ug/l	NA	NA	NA	NA	14.4	7.5 B		
Barium	1,000 ST	7440-39-3	ug/l	NA	NA	NA	NA	47.7 B	30.3 B		
Beryllium	3 GV	7440-41-7	ug/l	NA	NA	NA	NA	0.17 U	0.17 U		
Boron	1,000 ST	7440-42-8	ug/l	NA	NA	NA	NA	94.3 B	80.9 B		
Cadmium	5 ST	7440-43-9	ug/l	0.43 U	0.26 U	0.12 U	0.34 U	0.28 U	0.28 U		
Calcium	-	7440-70-2	ug/l	59,700	53,300	41,200	52,600	34,500	28,700		
Chromium Hexavalent	50 ST	18540-29-9	ug/l	NA	NA	NA	NA	0.02 U	0.02 U		
Chromium Total	50 ST	7440-47-3	ug/l	NA	NA	NA	NA	1.2 B	0.74 B		
Cobalt	-	7440-48-4	ug/l	NA	NA	NA	NA	1.3 U	1.3 U		
Copper	200 ST	7440-50-8	ug/l	NA	NA	NA	NA	2.8 B	7.1 B		
Iron	300 ST	7439-89-6	ug/l	38,300	33,000	25,500	31,200	20,500	4,420		
Lead	25 ST	7439-92-1	ug/l	2.0 B	1.3 U	1.1 U	1.9 U	1.5 U	1.5 U		
Magnesium	35,000 GV	7439-95-4	ug/l	7,470	7,060	5,140	5,890	3,630 B	3,020		
Manganese	300 ST	7439-96-5	ug/l	1,040	894	671	857	522	367		
Mercury	0.7 ST	7439-97-6	ug/l	NA	NA	NA	NA	0.1U	0.10 U		
Nickel	100 ST	7440-02-0	ug/l	NA	NA	NA	NA	1.8 U	1.8 U		
Potassium	-	7440-09-7	ug/l	13,400	15,400	12,400	11,700	7,770	7,360		
Selenium	10 ST	7782-49-2	ug/l	NA	NA	NA	NA	1.7 U	1.7 U		
Silver	50 ST	7440-22-4	ug/l	NA	NA	NA	NA	0.48 B	0.38 U		
Sodium	20,000 ST	7440-23-5	ug/l	19,500	18,200	15,800	18,600	13,400	11,500		
Thallium	0.5 GV	7440-28-0	ug/l	NA	NA	NA	NA	2.9 U	2.9 U		
Vanadium	-	7440-62-2	ug/l	NA	NA	NA	NA	1.4 U	1.4 U		
Zinc	2,000 ST	7440-66-6	ug/l	NA	NA	NA	NA	45.3	37.0		
Cyanide	200 ST	0057-12-5	ug/l	NA	NA	NA	NA	10.0 U	10.0 U		
Iron + Manganese	500 ST*	-	ug/l	39,340	33,894	26,171	32,057	32,057	4,787		

NOTES:

NS: Not sampled.

Concentration exceeds Standard/Guidance Value.

U: Analyzed for but not detected, value shown is instrument detection limit.

NA: Not analyzed.

B: Concentration is above instrument detection limit but below contract required detection limit.

U*: Result qualified as non-detect based on validation criteria

ST: Standard.

GV: Guidance value.

Appendix A-2

SONIA ROAD LANDFILL
POST CLOSURE GROUNDWATER MONITORING PROGRAM
HISTORIC AND CURRENT SAMPLE RESULTS
INORGANIC PARAMETERS

CONSTITUENT	NYSDEC Class GA Groundwater Standards/ Guidance Values	CAS #	SITE: DATE: UNITS:	MW-04S 10/29/1997 (ug/l)	MW-04S 12/6/2000 (ug/l)	MW-04S 2/1/2001 (ug/l)	MW-04S 8/23/2002 (ug/l)	MW-04S 11/22/2002 (ug/l)	MW-04S 3/6/2003 (ug/l)	MW-04S 6/3/2003 (ug/l)	MW-04S 8/25/2003 (ug/l)
Aluminum	-	7429-90-5	ug/l	574	28.8 B	32.4	NA	102 B	NA	NA	27.2 B
Antimony	3 GV	7440-36-0	ug/l	3 U	1.7 U	12.3 U	NA	3.1 U	NA	NA	3.5 U
Arsenic	25 ST	7440-38-2	ug/l	11.4	3.7 B	7.8	NA	4.5 U	NA	NA	8.1 B
Barium	1,000 ST	7440-39-3	ug/l	441	278	285	NA	316	NA	NA	240
Beryllium	3 GV	7440-41-7	ug/l	0.2	0.12 B	0.18	NA	0.4 U	NA	NA	0.20 U
Boron	1,000 ST	7440-42-8	ug/l	NA	263	296	NA	320	NA	NA	273
Cadmium	5 ST	7440-43-9	ug/l	0.3 U	0.4 U	0.2 U	0.10 U	0.5 U	0.10 U	0.10 U	0.30 U
Calcium	-	7440-70-2	ug/l	152,000	99,400	109,000	115,000	123,000	139,000	138,000	109,000
Chromium Hexavalent	50 ST	18540-29-9	ug/l	20 U	20 U	20 U	NA	20 U	NA	NA	20 U
Chromium Total	50 ST	7440-47-3	ug/l	1.6	3.5 U	0.6 U	NA	0.92 B	NA	NA	1.0 B
Cobalt	-	7440-48-4	ug/l	2.1	0.9 U	1.7 U	NA	1 U	NA	NA	2.8 B
Copper	200 ST	7440-50-8	ug/l	2.5	1.5 U	2.2	NA	6.7 B	NA	NA	2.7 B
Iron	300 ST	7439-89-6	ug/l	56,800	44,800	49,600	56,400	46,900	54,600	44,300	43,100
Lead	25 ST	7439-92-1	ug/l	1.0 U	1.4 U	2.8	2.8 B	1.4 U	1.5 U	1.6 B	0.80 U
Magnesium	35,000 GV	7439-95-4	ug/l	22,600	14,400	15,300	14,000	13,700	16,300	16,100	11,900
Manganese	300 ST	7439-96-5	ug/l	1,520	1,770	2,040	2,140	1,670	1,960	3,000	1,690
Mercury	0.7 ST	7439-97-6	ug/l	0.1 U	0.1 U	0.1 U	NA	0.1 U	NA	NA	0.10 U
Nickel	100 ST	7440-02-0	ug/l	1.3 U	1.9 U	1.4 U	NA	4.3 B	NA	NA	4.7 B
Potassium	-	7440-09-7	ug/l	30,800	19,800	21,800	17,900	17,500	20,300	21,800	14,300
Selenium	10 ST	7782-49-2	ug/l	2.8 U	1.7 U	1.5 U	NA	2.4 U	NA	NA	3.8 U
Silver	50 ST	7440-22-4	ug/l	0.9 U	1.3 B	1.6 U	NA	1 U	NA	NA	1 U
Sodium	20,000 ST	7440-23-5	ug/l	29,900	32,100	33,300	32,300	29,700	31,600	33,900	26,400
Thallium	0.5 GV	7440-28-0	ug/l	2.6 U	2.3 U	2.8 U	NA	4.2 U	NA	NA	2.5 U
Vanadium	-	7440-62-2	ug/l	3.2	1.1 B	1.7 U	NA	2.6 B	NA	NA	2.1 B
Zinc	2,000 ST	7440-66-6	ug/l	32.3	2.2 U	3.6 U	NA	10 B	NA	NA	14.9 B
Cyanide	200 ST	0057-12-5	ug/l	10 U	10 U	5 U	NA	10 U	NA	NA	10 U
Iron + Manganese	500 ST	-	ug/l	58,320	46,570	51,640	58,540	48,570	56,560	47,300	44,790

NOTES:

NS: Not sampled.

Concentration exceeds Standard/Guidance Value.

U: Analyzed for but not detected, value shown is instrument detection limit.

NA: Not analyzed.

B: Concentration is above instrument detection limit but below contract required detection limit.

U*: Result qualified as non-detect based on validation criteria

ST: Standard.

GV: Guidance value.

Appendix A-2

SONIA ROAD LANDFILL
 POST CLOSURE GROUNDWATER MONITORING PROGRAM
 HISTORIC AND CURRENT SAMPLE RESULTS
 INORGANIC PARAMETERS

CONSTITUENT	NYSDEC Class GA Groundwater Standards/ Guidance Values	CAS #	SITE: DATE: UNITS:	MW-04S	MW-04S	MW-04S	MW-04S	MW-04S	MW-04S	MW-04S	MW-04S
				11/12/2003	3/2/2004	5/24/2004	8/23/2004	11/9/2004	3/1/2005	5/27/2005	8/26/2005
				(ug/l)	(ug/l)	(ug/l)	(ug/l)	(ug/l)	(ug/l)	(ug/l)	(ug/l)
Aluminum	-	7429-90-5	ug/l	NA	NA	43.2 B	NA	NA	93.8 B	NA	NA
Antimony	3 GV	7440-36-0	ug/l	NA	NA	1.6 U	NA	NA	3.6 U	NA	NA
Arsenic	25 ST	7440-38-2	ug/l	NA	NA	11.4	NA	NA	15.8	NA	NA
Barium	1,000 ST	7440-39-3	ug/l	NA	NA	191 B	NA	NA	248	NA	NA
Beryllium	3 GV	7440-41-7	ug/l	NA	NA	0.1 U	NA	NA	0.19 U	NA	NA
Boron	1,000 ST	7440-42-8	ug/l	NA	NA	261 B	NA	NA	310	NA	NA
Cadmium	5 ST	7440-43-9	ug/l	0.30 U	0.20 U	2.2 B	0.30 U	1.3 B	2.7 B	0.94 B	0.65 U
Calcium	-	7440-70-2	ug/l	139,000	122,000	124,000	118,000	122,000	132,000	119,000	106,000
Chromium Hexavalent	50 ST	18540-29-9	ug/l	NA	NA	20 U	NA	NA	20 U	NA	NA
Chromium Total	50 ST	7440-47-3	ug/l	NA	NA	0.6 U	NA	NA	0.63 U	NA	NA
Cobalt	-	7440-48-4	ug/l	NA	NA	5 B	NA	NA	1.3 U	NA	NA
Copper	200 ST	7440-50-8	ug/l	NA	NA	0.9 U	NA	NA	1.1 U	NA	NA
Iron	300 ST	7439-89-6	ug/l	48,600	62,600	79,200	55,100	71,800	69,400	59,000	47,600
Lead	25 ST	7439-92-1	ug/l	1.1 U	0.70 U	0.7 U	3.0 B	1.1 U	1.1 U	1.2 U	2.9 B
Magnesium	35,000 GV	7439-95-4	ug/l	18,100	13,600	14,600	13,200	13,500	15,200	13,800	12,000
Manganese	300 ST	7439-96-5	ug/l	3,690	2,360	2,180	2,720	2,100	2,940	3,350	2,820
Mercury	0.7 ST	7439-97-6	ug/l	NA	NA	0.1 U	NA	NA	0.1 U	NA	NA
Nickel	100 ST	7440-02-0	ug/l	NA	NA	4.4 B	NA	NA	3.8 B	NA	NA
Potassium	-	7440-09-7	ug/l	20,000	17,200	16,700	19,000	18,200	21,900	20,800	14,900
Selenium	10 ST	7782-49-2	ug/l	NA	NA	1.8 U	NA	NA	3.0 U	NA	NA
Silver	50 ST	7440-22-4	ug/l	NA	NA	0.5 U	NA	NA	0.75 U	NA	NA
Sodium	20,000 ST	7440-23-5	ug/l	28,600	32,000	26,700	31,900	31,200	36,500	39,600	32,300
Thallium	0.5 GV	7440-28-0	ug/l	NA	NA	2.1 B	NA	NA	2.7 U	NA	NA
Vanadium	-	7440-62-2	ug/l	NA	NA	1 U	NA	NA	1.8 U	NA	NA
Zinc	2,000 ST	7440-66-6	ug/l	NA	NA	14.7 B	NA	NA	53.3	NA	NA
Cyanide	200 ST	0057-12-5	ug/l	NA	NA	10 U	NA	NA	10 U	NA	NA
Iron + Manganese	500 ST*	-	ug/l	52,290	64,960	81,380	57,820	73,900	72,340	62,350	50,420

NOTES:

NS: Not sampled.

Concentration exceeds Standard/Guidance Value.

U: Analyzed for but not detected, value shown is instrument detection limit.

NA: Not analyzed.

B: Concentration is above instrument detection limit but below contract required detection limit.

U*: Result qualified as non-detect based on validation criteria

ST: Standard.

GV: Guidance value.


Appendix A-2

**SONIA ROAD LANDFILL
POST CLOSURE GROUNDWATER MONITORING PROGRAM
HISTORIC AND CURRENT SAMPLE RESULTS
INORGANIC PARAMETERS**

CONSTITUENT	NYSDEC Class GA Groundwater Standards/ Guidance Values	CAS #	SITE: DATE: UNITS:	MW-04S 11/29/2005 (ug/l)	MW-04S 2/28/2006 (ug/l)	MW-04S 5/22/2006 (ug/l)	MW-04S 8/10/2006 (ug/l)	MW-04S 11/30/2006 (ug/l)	MW-04S 3/2/2007 (ug/l)	MW-04S (ug/l)	MW-04S (ug/l)
Aluminum	-	7429-90-5	ug/l	NA	NA	NA	NA	29.6 B	418		
Antimony	3 GV	7440-36-0	ug/l	NA	NA	NA	NA	3.2 U	3.2 U		
Arsenic	25 ST	7440-38-2	ug/l	NA	NA	NA	NA	11.9	10.9		
Barium	1,000 ST	7440-39-3	ug/l	NA	NA	NA	NA	298	293		
Beryllium	3 GV	7440-41-7	ug/l	NA	NA	NA	NA	0.17 U	0.17 U		
Boron	1,000 ST	7440-42-8	ug/l	NA	NA	NA	NA	242 B	233 B		
Cadmium	5 ST	7440-43-9	ug/l	0.43 U	0.49 B	0.12 U	0.34 U	0.28 U	0.31 B		
Calcium	-	7440-70-2	ug/l	114,000	119,000	116,000	108,000	100,000	100,000		
Chromium Hexavalent	50 ST	18540-29-9	ug/l	NA	NA	NA	NA	0.02 U	0.02 U		
Chromium Total	50 ST	7440-47-3	ug/l	NA	NA	NA	NA	2.0 B	2.0 B		
Cobalt	-	7440-48-4	ug/l	NA	NA	NA	NA	1.3 U	1.3 U		
Copper	200 ST	7440-50-8	ug/l	NA	NA	NA	NA	3.8 B	2.7 B		
Iron	300 ST	7439-89-6	ug/l	49,100	51,400	51,000	48,600	44,500	46,000		
Lead	25 ST	7439-92-1	ug/l	4.1	1.3 U	1.1 U	2.4 B	1.5 U	1.5 U		
Magnesium	35,000 GV	7439-95-4	ug/l	12,100	14,100	13,700	12,100	12,800	12,900		
Manganese	300 ST	7439-96-5	ug/l	3,060	3,230	3,140	2,810	2,730	2,620		
Mercury	0.7 ST	7439-97-6	ug/l	NA	NA	NA	NA	0.1U	0.10 U		
Nickel	100 ST	7440-02-0	ug/l	NA	NA	NA	NA	1.8 B	1.8 U		
Potassium	-	7440-09-7	ug/l	16,900	20,100	21,800	20,500	21,300	23,000		
Selenium	10 ST	7782-49-2	ug/l	NA	NA	NA	NA	1.7 U	3.0 B		
Silver	50 ST	7440-22-4	ug/l	NA	NA	NA	NA	0.38 U	0.38 U		
Sodium	20,000 ST	7440-23-5	ug/l	36,200	41,600	40,800	41,400	47,200	47,700		
Thallium	0.5 GV	7440-28-0	ug/l	NA	NA	NA	NA	2.9 U	4.9 B		
Vanadium	-	7440-62-2	ug/l	NA	NA	NA	NA	1.4 U	1.4 U		
Zinc	2,000 ST	7440-66-6	ug/l	NA	NA	NA	NA	50.8	U*		
Cyanide	200 ST	0057-12-5	ug/l	NA	NA	NA	NA	10.0 U	10.0 U		
Iron + Manganese	500 ST*	-	ug/l	52,100	54,630	54,140	51,410	47,230	48,620		

NOTES:

NS: Not sampled.

 Concentration exceeds Standard/Guidance Value.

U: Analyzed for but not detected, value shown is instrument detection limit.

NA: Not analyzed.

B: Concentration is above instrument detection limit but below contract required detection limit.

U*: Result qualified as non-detect based on validation criteria

ST: Standard.

GV: Guidance value.

Appendix A-2

SONIA ROAD LANDFILL
 POST CLOSURE GROUNDWATER MONITORING PROGRAM
 HISTORIC AND CURRENT SAMPLE RESULTS
 INORGANIC PARAMETERS

CONSTITUENT	NYSDEC Class GA Groundwater Standards/ Guidance Values	CAS #	SITE: DATE: UNITS:	MW-05D	MW-05D	MW-05D	MW-05D	MW-05D	MW-05D	MW-05D	MW-05D
				10/29/1997	12/8/2000	2/2/2001	8/23/2002	11/22/2002	3/7/2003	6/3/2003	8/25/2003
				(ug/l)	(ug/l)	(ug/l)	(ug/l)	(ug/l)	(ug/l)	(ug/l)	(ug/l)
Aluminum	-	7429-90-5	ug/l	241	12.2 U	11.8 U	NA	365	NA	NA	20.8 B
Antimony	3 GV	7440-36-0	ug/l	3 U	1.7 U	12.3 U	NA	3.1 U	NA	NA	3.5 U
Arsenic	25 ST	7440-38-2	ug/l	2.4 U	2.5 U	1.9 U	NA	4.5 U	NA	NA	3.2 U
Barium	1,000 ST	7440-39-3	ug/l	117	206	190	NA	53.9 B	NA	NA	28.3 B
Beryllium	3 GV	7440-41-7	ug/l	0.17	0.1 U	0.17	NA	0.4 U	NA	NA	0.20 U
Boron	1,000 ST	7440-42-8	ug/l	NA	324	292	NA	83.1 B	NA	NA	57.8 B
Cadmium	5 ST	7440-43-9	ug/l	0.3	0.77	0.69	0.30 B	0.5 U	0.10 U	0.25 B	0.30 U
Calcium	-	7440-70-2	ug/l	47,300	107,000	99,900	39,500	36,900	33,700	27,800	21,600
Chromium Hexavalent	50 ST	18540-29-9	ug/l	20 U	20 U	20 U	NA	20 U	NA	NA	20 U
Chromium Total	50 ST	7440-47-3	ug/l	2.9	3.5 U	0.85	NA	2.3 B	NA	NA	0.70 U
Cobalt	-	7440-48-4	ug/l	4.6	5.3	4.6	NA	1.6 B	NA	NA	2.1 U
Copper	200 ST	7440-50-8	ug/l	4.8	6.3	4.6	NA	4.9 B	NA	NA	1.2 B
Iron	300 ST	7439-89-6	ug/l	374	101	23.2	763	731	122	60.6 B	53.8 B
Lead	25 ST	7439-92-1	ug/l	1.2	2.1	1.1 U	0.80 U	8.1	1.5 U	1.5 U	0.80 U
Magnesium	35,000 GV	7439-95-4	ug/l	12,400	26,200	23,300	7,740	7,250	8,000	6,820	4800 B
Manganese	300 ST	7439-96-5	ug/l	17,200	21,300	17,500	8,380	8,390	7,900	7,010	5,130
Mercury	0.7 ST	7439-97-6	ug/l	0.1 U	0.1 U	0.1 U	NA	0.1 U	NA	NA	0.1 U
Nickel	100 ST	7440-02-0	ug/l	5.1	7.7	6.7	NA	3.5 B	NA	NA	1.5 U
Potassium	-	7440-09-7	ug/l	20,200	33,100	33,000	13,500	11,100	9,080	8,860	5,700
Selenium	10 ST	7782-49-2	ug/l	2.8 U	9.3	7.4	NA	3.6 B	NA	NA	3.8 U
Silver	50 ST	7440-22-4	ug/l	0.9 U	5.5	2.9	NA	1 U	NA	NA	1 U
Sodium	20,000 ST	7440-23-5	ug/l	26,500	62,500	43,400	30,300	30,100	24,700	19,400	13,700
Thallium	0.5 GV	7440-28-0	ug/l	2.6 U	4.6 U	2.8 U	NA	4.2 U	NA	NA	2.5 U
Vanadium	-	7440-62-2	ug/l	1.2 U	0.7 U	1.7 U	NA	1.1 B	NA	NA	1.8 U
Zinc	2,000 ST	7440-66-6	ug/l	283	18.7	6	NA	193	NA	NA	12 B
Cyanide	200 ST	0057-12-5	ug/l	10 U	10 U	5 U	NA	10 U	NA	NA	10 U
Iron + Manganese	500 ST	-	ug/l	17,574	21,401	17,523	9,143	9,141	8,022	7,071	5,184

NOTES:

NS: Not sampled.

Concentration exceeds Standard/Guidance Value.

U: Analyzed for but not detected, value shown is instrument detection limit.

NA: Not analyzed.

B: Concentration is above instrument detection limit but below contract required detection limit.

U*: Result qualified as non-detect based on validation criteria

ST: Standard.

GV: Guidance value.

Appendix A-2

**SONIA ROAD LANDFILL
POST CLOSURE GROUNDWATER MONITORING PROGRAM
HISTORIC AND CURRENT SAMPLE RESULTS
INORGANIC PARAMETERS**

CONSTITUENT	NYSDEC Class GA Groundwater Standards/ Guidance Values	CAS #	SITE: DATE: UNITS:	MW-05D 11/12/2003 (ug/l)	MW-05D 3/2/2004 (ug/l)	MW-05D 5/25/2004 (ug/l)	MW-05D 8/23/2004 (ug/l)	MW-05D 11/10/2004 (ug/l)	MW-05D 3/2/2005 (ug/l)	MW-05D 5/31/2005 (ug/l)	MW-05D 8/26/2005 (ug/l)
Aluminum	-	7429-90-5	ug/l	NA	NA	32 B	NA	NA	80.8 B	NA	NA
Antimony	3 GV	7440-36-0	ug/l	NA	NA	1.6 U	NA	NA	3.6 U	NA	NA
Arsenic	25 ST	7440-38-2	ug/l	NA	NA	2.1 U	NA	NA	2.5 U	NA	NA
Barium	1,000 ST	7440-39-3	ug/l	NA	NA	24.3 B	NA	NA	28.7 B	NA	NA
Beryllium	3 GV	7440-41-7	ug/l	NA	NA	0.14 B	NA	NA	0.19 U	NA	NA
Boron	1,000 ST	7440-42-8	ug/l	NA	NA	38 B	NA	NA	49.8 B	NA	NA
Cadmium	5 ST	7440-43-9	ug/l	0.3 U	0.25 B	0.5 B	0.30 B	0.23 B	0.32 B	0.37 U	0.65 U
Calcium	-	7440-70-2	ug/l	20,400	26,000	17,600	19,900	20,800	21,800	19,400	20,100
Chromium Hexavalent	50 ST	18540-29-9	ug/l	NA	NA	20 U	NA	NA	20 U	NA	NA
Chromium Total	50 ST	7440-47-3	ug/l	NA	NA	1.9 B	NA	NA	1.4 B	NA	NA
Cobalt	-	7440-48-4	ug/l	NA	NA	1.5 B	NA	NA	1.8 B	NA	NA
Copper	200 ST	7440-50-8	ug/l	NA	NA	1.3 B	NA	NA	1.9 B	NA	NA
Iron	300 ST	7439-89-6	ug/l	257	893	99.9 B	35.6 B	32.8 B	43.6 B	6.7 B	61.2 B
Lead	25 ST	7439-92-1	ug/l	2.5 B	1.5 B	1.1 B	1.2 U	1.4 B	1.1 U	1.2 U	1.7 U
Magnesium	35,000 GV	7439-95-4	ug/l	4,110 B	5,030	3,630 B	3,700 B	4,040 B	4,190 B	3,730 B	3,610 B
Manganese	300 ST	7439-96-5	ug/l	3,570	3,750	4,750	5,280	6,200	6,430	5,710	6,390
Mercury	0.7 ST	7439-97-6	ug/l	NA	NA	0.1 U	NA	NA	0.1 U	NA	NA
Nickel	100 ST	7440-02-0	ug/l	NA	NA	2.1 B	NA	NA	1.7 B	NA	NA
Potassium	-	7440-09-7	ug/l	6,410	8,980	5,710	6,430	6,870	6,490	5,640	4,490 B
Selenium	10 ST	7782-49-2	ug/l	NA	NA	1.8 U	NA	NA	3.0 U	NA	NA
Silver	50 ST	7440-22-4	ug/l	NA	NA	0.5 U	NA	NA	0.88 B	NA	NA
Sodium	20,000 ST	7440-23-5	ug/l	12,500	21,100	12,800	14,200	14,100	14,800	13,500	13,300
Thallium	0.5 GV	7440-28-0	ug/l	NA	NA	1.9 U	NA	NA	2.7 U	NA	NA
Vanadium	-	7440-62-2	ug/l	NA	NA	1 U	NA	NA	1.8 U	NA	NA
Zinc	2,000 ST	7440-66-6	ug/l	NA	NA	14.7 B	NA	NA	45.3	NA	NA
Cyanide	200 ST	0057-12-5	ug/l	NA	NA	10 U	NA	NA	10 U	NA	NA
Iron + Manganese	500 ST*	-	ug/l	3,827	4,643	4,849.9	5,315.6	6,232.8	6,473.6	5,716.7	6,651.2

NOTES:

NS: Not sampled.

Concentration exceeds Standard/Guidance Value.

U: Analyzed for but not detected, value shown is instrument detection limit.

NA: Not analyzed.

B: Concentration is above instrument detection limit but below contract required detection limit.

U*: Result qualified as non-detect based on validation criteria

ST: Standard.

GV: Guidance value.

Appendix A-2

SONIA ROAD LANDFILL
POST CLOSURE GROUNDWATER MONITORING PROGRAM
HISTORIC AND CURRENT SAMPLE RESULTS
INORGANIC PARAMETERS

CONSTITUENT	NYSDEC Class GA Groundwater Standards/ Guidance Values	CAS #	SITE: DATE: UNITS:	MW-05D 11/30/2005 (ug/l)	MW-05D 3/1/2006 (ug/l)	MW-05D 5/18/2006 (ug/l)	MW-05D 8/9/2006 (ug/l)	MW-05D 11/30/2006 (ug/l)	MW-05D 2/21/2007 (ug/l)	MW-05D (ug/l)	MW-05D (ug/l)
Aluminum	-	7429-90-5	ug/l	NA	NA	NA	NA	56.6 B	50.9 B		
Antimony	3 GV	7440-36-0	ug/l	NA	NA	NA	NA	3.5 B	3.2 U		
Arsenic	25 ST	7440-38-2	ug/l	NA	NA	NA	NA	2.9 U	2.9 U		
Barium	1,000 ST	7440-39-3	ug/l	NA	NA	NA	NA	79.6 B	10.3 B		
Beryllium	3 GV	7440-41-7	ug/l	NA	NA	NA	NA	0.17 U	0.17 U		
Boron	1,000 ST	7440-42-8	ug/l	NA	NA	NA	NA	61.3 B	67.2 B		
Cadmium	5 ST	7440-43-9	ug/l	0.43 U	0.31 B	0.35 B	1.1 B	1.1 B	0.45 B		
Calcium	-	7440-70-2	ug/l	19,700	21,600	22,000	52,000	45,700	42,100		
Chromium Hexavalent	50 ST	18540-29-9	ug/l	NA	NA	NA	NA	0.02 U	0.02 U		
Chromium Total	50 ST	7440-47-3	ug/l	NA	NA	NA	NA	2.0 B	1.1 B		
Cobalt	-	7440-48-4	ug/l	NA	NA	NA	NA	3.4 B	1.3 U		
Copper	200 ST	7440-50-8	ug/l	NA	NA	NA	NA	2.8 B	3.2 B		
Iron	300 ST	7439-89-6	ug/l	10 U	34.9 B	24.0 B	56.4 B	122	150		
Lead	25 ST	7439-92-1	ug/l	1.6 U	1.3 U	1.9 U	1.9 U	1.5 U	1.5 U		
Magnesium	35,000 GV	7439-95-4	ug/l	3,560 B	4,200 B	4,020 B	9,300	10,100	10,100		
Manganese	300 ST	7439-96-5	ug/l	6,750	7,260	8,090	17,500	16,400	1,400		
Mercury	0.7 ST	7439-97-6	ug/l	NA	NA	NA	NA	0.1U	0.10 U		
Nickel	100 ST	7440-02-0	ug/l	NA	NA	NA	NA	7.7 B	1.9 B		
Potassium	-	7440-09-7	ug/l	4660 B	6,370	5,510	9,040	9,330	9,790		
Selenium	10 ST	7782-49-2	ug/l	NA	NA	NA	NA	1.7 U	2.9 B		
Silver	50 ST	7440-22-4	ug/l	NA	NA	NA	NA	0.38 U	0.38 U		
Sodium	20,000 ST	7440-23-5	ug/l	12,900	13,900	15,300	28,600	40,900	42,300		
Thallium	0.5 GV	7440-28-0	ug/l	NA	NA	NA	NA	4.0 B	2.9 U		
Vanadium	-	7440-62-2	ug/l	NA	NA	NA	NA	1.4 U	1.4 U		
Zinc	2,000 ST	7440-66-6	ug/l	NA	NA	NA	NA	71.2	30.6		
Cyanide	200 ST	0057-12-5	ug/l	NA	NA	NA	NA	10.0 U	10.0 U		
Iron + Manganese	500 ST*	-	ug/l	6,750	7,295	8,114	17,556	16,522	1,550		

NOTES:

NS: Not sampled.

Concentration exceeds Standard/Guidance Value.

U: Analyzed for but not detected, value shown is instrument detection limit.

NA: Not analyzed.

B: Concentration is above instrument detection limit but below contract required detection limit.

U*: Result qualified as non-detect based on validation criteria

ST: Standard.

GV: Guidance value.

Appendix A-2

SONIA ROAD LANDFILL
POST CLOSURE GROUNDWATER MONITORING PROGRAM
HISTORIC AND CURRENT SAMPLE RESULTS
INORGANIC PARAMETERS

CONSTITUENT	NYSDEC Class GA Groundwater Standards/ Guidance Values	CAS #	SITE: DATE: UNITS:	MW-05I 10/29/1997 (ug/l)	MW-05I 12/8/2000 (ug/l)	MW-05I 2/2/2001 (ug/l)	MW-05I 8/23/2002 (ug/l)	MW-05I 11/22/2002 (ug/l)	MW-05I 3/7/2003 (ug/l)	MW-05I 6/3/2003 (ug/l)	MW-05I 8/25/2003 (ug/l)
Aluminum	-	7429-90-5	ug/l	330	12.2 U	15.8	NA	287	NA	NA	143 B
Antimony	3 GV	7440-36-0	ug/l	3 U	1.7 U	12.3 U	NA	3.1 U	NA	NA	3.5 U
Arsenic	25 ST	7440-38-2	ug/l	4.3	3.5	5.5	NA	4.5 U	NA	NA	3.2 U
Barium	1,000 ST	7440-39-3	ug/l	17.8	50.4	57.7	NA	43.2 B	NA	NA	50.5 B
Beryllium	3 GV	7440-41-7	ug/l	0.1	0.1 U	0.1 U	NA	0.4 U	NA	NA	0.20 U
Boron	1,000 ST	7440-42-8	ug/l	NA	176	138	NA	86 B	NA	NA	99.8 B
Cadmium	5 ST	7440-43-9	ug/l	0.3 U	0.4 U	0.36	0.1 U	0.5 U	0.1 U	0.10 U	0.30 U
Calcium	-	7440-70-2	ug/l	8,280	39,200	45,300	28,100	34,500	36,700	36,000	34,500
Chromium Hexavalent	50 ST	18540-29-9	ug/l	20 U	20 U	20 U	NA	20 U	NA	NA	20 U
Chromium Total	50 ST	7440-47-3	ug/l	3.3	3.5 U	0.6 U	NA	2.1 B	NA	NA	1.4 B
Cobalt	-	7440-48-4	ug/l	1.1 U	0.9 U	1.7 U	NA	1 U	NA	NA	2.1 U
Copper	200 ST	7440-50-8	ug/l	2.5	1.5 U	1.5 U	NA	2.3 B	NA	NA	3.8 B
Iron	300 ST	7439-89-6	ug/l	7,250	14,600	15,400	7,070	9,080	10,300	10,900	4,990
Lead	25 ST	7439-92-1	ug/l	3	1.4 U	1.1 U	3.5	2.9 B	1.5 U	1.5 U	1.6 B
Magnesium	35,000 GV	7439-95-4	ug/l	1,260	6,780	8,460	5000 B	5,940	6,570	6,110	5,460
Manganese	300 ST	7439-96-5	ug/l	1,080	1,160	1,380	1,130	1,150	1,270	1,370	1,170
Mercury	0.7 ST	7439-97-6	ug/l	0.1 U	0.1 U	0.1 U	NA	0.1 U	NA	NA	0.10 U
Nickel	100 ST	7440-02-0	ug/l	3.6	1.9 U	1.4 U	NA	1.8 B	NA	NA	1.6 B
Potassium	-	7440-09-7	ug/l	4,820	14,900	15,300	9,360	8,270	14,400	15,400	12,900
Selenium	10 ST	7782-49-2	ug/l	2.8 U	2.1	1.6	NA	2.4 U	NA	NA	3.8 U
Silver	50 ST	7440-22-4	ug/l	0.9 U	1.1	1.6 U	NA	1 U	NA	NA	1 U
Sodium	20,000 ST	7440-23-5	ug/l	12,500	20,100	24,100	17,500	23,600	27,900	24,000	20,700
Thallium	0.5 GV	7440-28-0	ug/l	2.6 U	2.3 U	2.8 U	NA	4.2 U	NA	NA	2.5 U
Vanadium	-	7440-62-2	ug/l	1.2 U	0.7 U	1.7 U	NA	0.67 B	NA	NA	1.8 U
Zinc	2,000 ST	7440-66-6	ug/l	95.3	4.6	3.6 U	NA	57.4	NA	NA	149
Cyanide	200 ST	0057-12-5	ug/l	10 U	10 U	5 U	NA	10 U	NA	NA	10 U
Iron + Manganese	500 ST	-	ug/l	8,330	15,760	16,780	8,260	10,230	11,570	12,270	6,160

NOTES:

NS: Not sampled.

Concentration exceeds Standard/Guidance Value.

U: Analyzed for but not detected, value shown is instrument detection limit.

NA: Not analyzed.

B: Concentration is above instrument detection limit but below contract required detection limit.

U*: Result qualified as non-detect based on validation criteria

ST: Standard.

GV: Guidance value.

Appendix A-2

SONIA ROAD LANDFILL
POST CLOSURE GROUNDWATER MONITORING PROGRAM
HISTORIC AND CURRENT SAMPLE RESULTS
INORGANIC PARAMETERS

CONSTITUENT	NYSDEC Class GA Groundwater Standards/ Guidance Values	CAS #	SITE: DATE: UNITS:	MW-051 11/12/2003 (ug/l)	MW-051 3/2/2004 (ug/l)	MW-051 5/25/2004 (ug/l)	MW-051 8/23/2004 (ug/l)	MW-051 11/10/2004 (ug/l)	MW-051 3/2/2005 (ug/l)	MW-051 5/31/2005 (ug/l)	MW-051 8/29/2005 (ug/l)
Aluminum	-	7429-90-5	ug/l	NA	NA	49 B	NA	NA	98.6 B	NA	NA
Antimony	3 GV	7440-36-0	ug/l	NA	NA	2.3 B	NA	NA	3.6 U	NA	NA
Arsenic	25 ST	7440-38-2	ug/l	NA	NA	7 B	NA	NA	5.6 B	NA	NA
Barium	1,000 ST	7440-39-3	ug/l	NA	NA	83.3 B	NA	NA	85.6 B	NA	NA
Beryllium	3 GV	7440-41-7	ug/l	NA	NA	0.1 U	NA	NA	0.19 U	NA	NA
Boron	1,000 ST	7440-42-8	ug/l	NA	NA	139 B	NA	NA	132	NA	NA
Cadmium	5 ST	7440-43-9	ug/l	0.3 U	0.20 U	0.56 B	0.30 U	0.23 U	0.46 B	0.37 U	0.65 U
Calcium	-	7440-70-2	ug/l	43,700	48,100	49,000	40,200	55,000	53,400	51,600	59,200
Chromium Hexavalent	50 ST	18540-29-9	ug/l	NA	NA	20 U	NA	NA	20 U	NA	NA
Chromium Total	50 ST	7440-47-3	ug/l	NA	NA	0.6 U	NA	NA	0.63 U	NA	NA
Cobalt	-	7440-48-4	ug/l	NA	NA	0.9 U	NA	NA	1.3 U	NA	NA
Copper	200 ST	7440-50-8	ug/l	NA	NA	0.9 U	NA	NA	1.1 U	NA	NA
Iron	300 ST	7439-89-6	ug/l	14,500	9,820	11,300	13,400	20,100	18,200	17,400	19,200
Lead	25 ST	7439-92-1	ug/l	1.1 U	0.70 U	0.7 U	1.2 U	1.1 U	1.1 U	1.2 U	2.7 B
Magnesium	35,000 GV	7439-95-4	ug/l	7,340	8,540	9,360	6,720	9,750	9,810	9,170	8,740
Manganese	300 ST	7439-96-5	ug/l	1,360	883	1,170	967	1,260	909	899	1,260
Mercury	0.7 ST	7439-97-6	ug/l	NA	NA	0.1 U	NA	NA	0.1 U	NA	NA
Nickel	100 ST	7440-02-0	ug/l	NA	NA	1.1 U	NA	NA	1.2 U	NA	NA
Potassium	-	7440-09-7	ug/l	22,300	25,500	21,500	20,300	23,900	22,300	19,600	16,300
Selenium	10 ST	7782-49-2	ug/l	NA	NA	1.8 U	NA	NA	3.0 U	NA	NA
Silver	50 ST	7440-22-4	ug/l	NA	NA	0.5 U	NA	NA	0.75 U	NA	NA
Sodium	20,000 ST	7440-23-5	ug/l	34,400	36,400	29,700	25,300	28,000	25,500	25,400	28,500
Thallium	0.5 GV	7440-28-0	ug/l	NA	NA	1.9 U	NA	NA	2.7 U	NA	NA
Vanadium	-	7440-62-2	ug/l	NA	NA	1 U	NA	NA	1.8 U	NA	NA
Zinc	2,000 ST	7440-66-6	ug/l	NA	NA	24.9 B	NA	NA	52.8	NA	NA
Cyanide	200 ST	0057-12-5	ug/l	NA	NA	10 U	NA	NA	10 U	NA	NA
Iron + Manganese	500 ST*	-	ug/l	15,860	10,703	12,470	14,367	21,360	19,109	18,299	20,460

NOTES:

NS: Not sampled.

Concentration exceeds Standard/Guidance Value.

U: Analyzed for but not detected, value shown is instrument detection limit.

NA: Not analyzed.

B: Concentration is above instrument detection limit but below contract required detection limit.

U*: Result qualified as non-detect based on validation criteria

ST: Standard.

GV: Guidance value.

Appendix A-2

SONIA ROAD LANDFILL
POST CLOSURE GROUNDWATER MONITORING PROGRAM
HISTORIC AND CURRENT SAMPLE RESULTS
INORGANIC PARAMETERS

CONSTITUENT	NYSDEC Class GA Groundwater Standards/ Guidance Values	CAS #	SITE: DATE: UNITS:	MW-05I	MW-05I	MW-05I	MW-05I	MW-05I	MW-05I	MW-05I	MW-05I
				11/30/2005 (ug/l)	3/1/2006 (ug/l)	5/18/2006 (ug/l)	8/9/2006 (ug/l)	11/30/2006 (ug/l)	2/21/2007 (ug/l)	(ug/l)	(ug/l)
Aluminum	-	7429-90-5	ug/l	NA	NA	NA	NA	51.9 B	27.5 B		
Antimony	3 GV	7440-36-0	ug/l	NA	NA	NA	NA	3.2 U	3.2 U		
Arsenic	25 ST	7440-38-2	ug/l	NA	NA	NA	NA	7.0 B	4.6 B		
Barium	1,000 ST	7440-39-3	ug/l	NA	NA	NA	NA	44.5 B	41.2 B		
Beryllium	3 GV	7440-41-7	ug/l	NA	NA	NA	NA	0.17 U	0.17 U		
Boron	1,000 ST	7440-42-8	ug/l	NA	NA	NA	NA	85.2 B	95.3 B		
Cadmium	5 ST	7440-43-9	ug/l	0.43 U	0.26 U	0.34 U	0.34 U	0.28 U	0.32 B		
Calcium	-	7440-70-2	ug/l	73,800	49,200	61,700	66,600	41,200	44,000		
Chromium Hexavalent	50 ST	18540-29-9	ug/l	NA	NA	NA	NA	0.02 U	0.02 U		
Chromium Total	50 ST	7440-47-3	ug/l	NA	NA	NA	NA	0.87 B	1.3 B		
Cobalt	-	7440-48-4	ug/l	NA	NA	NA	NA	1.3 U	1.3 U		
Copper	200 ST	7440-50-8	ug/l	NA	NA	NA	NA	3.0 B	20.2		
Iron	300 ST	7439-89-6	ug/l	22,600	15,500	19,100	22,700	13,900	11,000		
Lead	25 ST	7439-92-1	ug/l	1.6 U	1.3 U	1.9 U	1.9 U	1.5 U	2.4 B		
Magnesium	35,000 GV	7439-95-4	ug/l	9,560	7,510	7,360	8,960	5,770	6,620		
Manganese	300 ST	7439-96-5	ug/l	1,500	1,010	1,200	1,900	1,670	1,300		
Mercury	0.7 ST	7439-97-6	ug/l	NA	NA	NA	NA	0.1U	0.10 U		
Nickel	100 ST	7440-02-0	ug/l	NA	NA	NA	NA	1.8 U	1.8 U		
Potassium	-	7440-09-7	ug/l	17,500	18,300	19,500	20,900	12,700	14,500		
Selenium	10 ST	7782-49-2	ug/l	NA	NA	NA	NA	1.7 U	2.3 B		
Silver	50 ST	7440-22-4	ug/l	NA	NA	NA	NA	0.38 U	0.38 U		
Sodium	20,000 ST	7440-23-5	ug/l	37,100	26,200	30,100	34,600	24,000	29,300		
Thallium	0.5 GV	7440-28-0	ug/l	NA	NA	NA	NA	2.9 U	4.5 B		
Vanadium	-	7440-62-2	ug/l	NA	NA	NA	NA	1.4 U	1.4 U		
Zinc	2,000 ST	7440-66-6	ug/l	NA	NA	NA	NA	61.2	35.4		
Cyanide	200 ST	0057-12-5	ug/l	NA	NA	NA	NA	10.0 U	10.0 U		
Iron + Manganese	500 ST*	-	ug/l	24,100	16,510	20,400	24,600	15,570	12,300		

NOTES:

NS: Not sampled.

Concentration exceeds Standard/Guidance Value.

U: Analyzed for but not detected, value shown is instrument detection limit.

NA: Not analyzed.

B: Concentration is above instrument detection limit but below contract required detection limit.

U*: Result qualified as non-detect based on validation criteria

ST: Standard.

GV: Guidance value.

Appendix A-2

SONIA ROAD LANDFILL
POST CLOSURE GROUNDWATER MONITORING PROGRAM
HISTORIC AND CURRENT SAMPLE RESULTS
INORGANIC PARAMETERS

CONSTITUENT	NYSDEC Class GA Groundwater Standards/ Guidance Values	CAS #	SITE: DATE: UNITS:	MW-05S 10/29/1997 (ug/l)	MW-05S 12/8/2000 (ug/l)	MW-05S 2/2/2001 (ug/l)	MW-05S 8/23/2002 (ug/l)	MW-05S 11/22/2002 (ug/l)	MW-05S 3/7/2003 (ug/l)	MW-05S 6/5/2003 (ug/l)	MW-05S 8/25/2003 (ug/l)
Aluminum	-	7429-90-5	ug/l	121	234	313	NA	540	NA	NA	534
Antimony	3 GV	7440-36-0	ug/l	3 U	1.7 U	12.3 U	NA	4.3 B	NA	NA	3.5 U
Arsenic	25 ST	7440-38-2	ug/l	2.4 U	2.5 U	1.9 U	NA	4.5 U	NA	NA	6.0 B
Barium	1,000 ST	7440-39-3	ug/l	296	214	206	NA	164 B	NA	NA	326
Beryllium	3 GV	7440-41-7	ug/l	0.13	0.23	0.3	NA	0.4 U	NA	NA	0.59 B
Boron	1,000 ST	7440-42-8	ug/l	NA	254	226	NA	153	NA	NA	376
Cadmium	5 ST	7440-43-9	ug/l	0.3 U	0.4 U	0.2 U	0.10 U	0.5 U	0.10 U	0.10 U	0.30 U
Calcium	-	7440-70-2	ug/l	105,000	93,500	90,500	71,800	74,500	74,600	78,100	102,000
Chromium Hexavalent	50 ST	18540-29-9	ug/l	20 U	20 U	20 U	NA	20 U	NA	NA	20 U
Chromium Total	50 ST	7440-47-3	ug/l	6.5	3.5 U	1.7	NA	6 U	NA	NA	1.5 B
Cobalt	-	7440-48-4	ug/l	1.3	0.9 U	1.7 U	NA	1 U	NA	NA	7.4 B
Copper	200 ST	7440-50-8	ug/l	0.7 U	1.5 U	1.5 U	NA	5.4 B	NA	NA	2.9 B
Iron	300 ST	7439-89-6	ug/l	32,000	28,300	29,800	28,300	26,100	22,700	28,100	38,000
Lead	25 ST	7439-92-1	ug/l	1.0 U	2.9	2.5	0.80 U	1.7 B	1.5 U	1.6 B	1.1 B
Magnesium	35,000 GV	7439-95-4	ug/l	17,900	13,300	12,900	8,580	7,910	9,790	10,100	14,700
Manganese	300 ST	7439-96-5	ug/l	3,370	3,160	3,940	5,100	5,260	5,500	6,320	3,460
Mercury	0.7 ST	7439-97-6	ug/l	0.1 U	0.1 U	0.1 U	NA	0.1 U	NA	NA	0.10 U
Nickel	100 ST	7440-02-0	ug/l	4.6	1.9 U	1.4 U	NA	8.0 B	NA	NA	5.3 B
Potassium	-	7440-09-7	ug/l	20,600	14,000	14,300	10,600	9,940	11,500	11,900	13,000
Selenium	10 ST	7782-49-2	ug/l	2.8 U	3.1	2.4	NA	2.4 U	NA	NA	3.8 U
Silver	50 ST	7440-22-4	ug/l	0.9 U	2.1	1.6 U	NA	1 U	NA	NA	1 U
Sodium	20,000 ST	7440-23-5	ug/l	35,000	28,500	27,300	28,500	27,700	25,900	25,500	24,500
Thallium	0.5 GV	7440-28-0	ug/l	2.6 U	2.3 U	2.8 U	NA	4.2 U	NA	NA	2.5 U
Vanadium	-	7440-62-2	ug/l	1.8	2.5	2.6	NA	3.6 B	NA	NA	1.9 B
Zinc	2,000 ST	7440-66-6	ug/l	25	2.2 U	3.6 U	NA	33.9	NA	NA	112
Cyanide	200 ST	0057-12-5	ug/l	10 U	10 U	5 U	NA	10 U	NA	NA	10 U
Iron + Manganese	500 ST	-	ug/l	35,370	32,160	33,740	33,400	31,360	28,200	34,420	41,460

NOTES:

NS: Not sampled.

Concentration exceeds Standard/Guidance Value.

U: Analyzed for but not detected, value shown is instrument detection limit.

NA: Not analyzed.

B: Concentration is above instrument detection limit but below contract required detection limit.

U*: Result qualified as non-detect based on validation criteria

ST: Standard.

GV: Guidance value.

Appendix A-2

SONIA ROAD LANDFILL
POST CLOSURE GROUNDWATER MONITORING PROGRAM
HISTORIC AND CURRENT SAMPLE RESULTS
INORGANIC PARAMETERS

CONSTITUENT	NYSDEC Class GA Groundwater Standards/ Guidance Values	CAS #	SITE: DATE: UNITS:	MW-05S 11/12/2003 (ug/l)	MW-05S 3/2/2004 (ug/l)	MW-05S 5/25/2004 (ug/l)	MW-05S 8/23/2004 (ug/l)	MW-05S 11/10/2004 (ug/l)	MW-05S 3/2/2005 (ug/l)	MW-05S 5/31/2005 (ug/l)	MW-05S 8/29/2005 (ug/l)
Aluminum	-	7429-90-5	ug/l	NA	NA	721	NA	NA	214	NA	NA
Antimony	3 GV	7440-36-0	ug/l	NA	NA	1.6 U	NA	NA	3.6 U	NA	NA
Arsenic	25 ST	7440-38-2	ug/l	NA	NA	5 B	NA	NA	5.1 B	NA	NA
Barium	1,000 ST	7440-39-3	ug/l	NA	NA	163 B	NA	NA	251	NA	NA
Beryllium	3 GV	7440-41-7	ug/l	NA	NA	0.68 B	NA	NA	0.41 B	NA	NA
Boron	1,000 ST	7440-42-8	ug/l	NA	NA	122 B	NA	NA	158	NA	NA
Cadmium	5 ST	7440-43-9	ug/l	0.30 U	0.20 U	1.2 B	0.30 U	0.54 B	1.5 B	1.0 B	0.65 U
Calcium	-	7440-70-2	ug/l	102,000	69,500	49,800	95,800	86,300	66,900	88,000	110,000
Chromium Hexavalent	50 ST	18540-29-9	ug/l	NA	NA	20 U	NA	NA	20 U	NA	NA
Chromium Total	50 ST	7440-47-3	ug/l	NA	NA	2.5 B	NA	NA	0.91 B	NA	NA
Cobalt	-	7440-48-4	ug/l	NA	NA	14.7 B	NA	NA	11.3 B	NA	NA
Copper	200 ST	7440-50-8	ug/l	NA	NA	0.96 B	NA	NA	1.2 B	NA	NA
Iron	300 ST	7439-89-6	ug/l	23,600	26,000	31,500	41,500	29,000	31,600	45,100	43,300
Lead	25 ST	7439-92-1	ug/l	1.1 U	0.70 U	0.7 U	2.1 B	1.1 U	1.1 U	1.2 U	3.4
Magnesium	35,000 GV	7439-95-4	ug/l	14,200	9,650	7,280	12,100	10,900	9,740	12,200	14,400
Manganese	300 ST	7439-96-5	ug/l	6,780	4,570	2,570	4,600	5,910	3,460	4,946	5,370
Mercury	0.7 ST	7439-97-6	ug/l	NA	NA	0.1 U	NA	NA	0.1 U	NA	NA
Nickel	100 ST	7440-02-0	ug/l	NA	NA	7.7 B	NA	NA	7.4 B	NA	NA
Potassium	-	7440-09-7	ug/l	14,900	12,500	8,370	17,000	14,600	11,900	16,500	14,400
Selenium	10 ST	7782-49-2	ug/l	NA	NA	1.8 U	NA	NA	3.0 U	NA	NA
Silver	50 ST	7440-22-4	ug/l	NA	NA	0.5 U	NA	NA	0.75 U	NA	NA
Sodium	20,000 ST	7440-23-5	ug/l	27,600	18,600	14,600	30,300	29,000	26,700	36,700	34,900
Thallium	0.5 GV	7440-28-0	ug/l	NA	NA	1.9 U	NA	NA	2.7 U	NA	NA
Vanadium	-	7440-62-2	ug/l	NA	NA	1 U	NA	NA	2 B	NA	NA
Zinc	2,000 ST	7440-66-6	ug/l	NA	NA	25 B	NA	NA	62.9	NA	NA
Cyanide	200 ST	0057-12-5	ug/l	NA	NA	10 U	NA	NA	10 U	NA	NA
Iron + Manganese	500 ST*	-	ug/l	30,380	30,570	34,070	46,100	34,910	35,060	50,040	48,670

NOTES:

NS: Not sampled.

Concentration exceeds Standard/Guidance Value.

U: Analyzed for but not detected, value shown is instrument detection limit.

NA: Not analyzed.

B: Concentration is above instrument detection limit but below contract required detection limit.

U*: Result qualified as non-detect based on validation criteria

ST: Standard.

GV: Guidance value.

Appendix A-2

SONIA ROAD LANDFILL
POST CLOSURE GROUNDWATER MONITORING PROGRAM
HISTORIC AND CURRENT SAMPLE RESULTS
INORGANIC PARAMETERS

CONSTITUENT	NYSDEC Class GA Groundwater Standards/ Guidance Values	CAS #	SITE: DATE: UNITS:	MW-05S	MW-05S	MW-05S	MW-05S	MW-05S	MW-05S	MW-05S	MW-05S
				11/30/2005 (ug/l)	3/1/2006 (ug/l)	5/18/2006 (ug/l)	8/9/2006 (ug/l)	11/30/2006 (ug/l)	2/21/2007 (ug/l)	(ug/l)	(ug/l)
Aluminum	-	7429-90-5	ug/l	NA	NA	NA	NA	55.8 B	554		
Antimony	3 GV	7440-36-0	ug/l	NA	NA	NA	NA	3.2 U	3.2 U		
Arsenic	25 ST	7440-38-2	ug/l	NA	NA	NA	NA	4.0 B	5.4 B		
Barium	1,000 ST	7440-39-3	ug/l	NA	NA	NA	NA	336	347		
Beryllium	3 GV	7440-41-7	ug/l	NA	NA	NA	NA	0.17 U	0.33 B		
Boron	1,000 ST	7440-42-8	ug/l	NA	NA	NA	NA	268 B	286 B		
Cadmium	5 ST	7440-43-9	ug/l	0.43 U	0.26 U	0.34 U	0.34 U	0.28 U	2.1 B		
Calcium	-	7440-70-2	ug/l	129,000	141,000	125,000	122,000	112,000	109,000		
Chromium Hexavalent	50 ST	18540-29-9	ug/l	NA	NA	NA	NA	0.02 U	0.02 U		
Chromium Total	50 ST	7440-47-3	ug/l	NA	NA	NA	NA	2.4 B	1.3 B		
Cobalt	-	7440-48-4	ug/l	NA	NA	NA	NA	5.9 B	6.9 B		
Copper	200 ST	7440-50-8	ug/l	NA	NA	NA	NA	2.0 B	4.0 B		
Iron	300 ST	7439-89-6	ug/l	44,200	35,400	34,200	41,000	44,600	47,500		
Lead	25 ST	7439-92-1	ug/l	1.6 U	1.3 U	3.4	1.9 U	1.5 U	1.5 U		
Magnesium	35,000 GV	7439-95-4	ug/l	16,900	20,300	15,700	14,600	14,000	14,600		
Manganese	300 ST	7439-96-5	ug/l	6,850	4,640	5,130	6,240	4,790	4,500		
Mercury	0.7 ST	7439-97-6	ug/l	NA	NA	NA	NA	0.1U	0.10 U		
Nickel	100 ST	7440-02-0	ug/l	NA	NA	NA	NA	4.5 B	4.2 B		
Potassium	-	7440-09-7	ug/l	17,700	23,700	18,600	17,800	18,200	20,900		
Selenium	10 ST	7782-49-2	ug/l	NA	NA	NA	NA	1.7 U	1.7 U		
Silver	50 ST	7440-22-4	ug/l	NA	NA	NA	NA	0.71 B	0.38 U		
Sodium	20,000 ST	7440-23-5	ug/l	36,500	43,800	36,800	33,700	39,700	42,000		
Thallium	0.5 GV	7440-28-0	ug/l	NA	NA	NA	NA	2.9 U	5.3 B		
Vanadium	-	7440-62-2	ug/l	NA	NA	NA	NA	1.7 B	2.7 B		
Zinc	2,000 ST	7440-66-6	ug/l	NA	NA	NA	NA	17.3 B	20.7		
Cyanide	200 ST	0057-12-5	ug/l	NA	NA	NA	NA	10.0 U	10.0 U		
Iron + Manganese	500 ST*	-	ug/l	50,250	40,040	39,330	47,240	49,390	52,000		

NOTES:

NS: Not sampled.

Concentration exceeds Standard/Guidance Value.

U: Analyzed for but not detected, value shown is instrument detection limit.

NA: Not analyzed.

B: Concentration is above instrument detection limit but below contract required detection limit.

U*: Result qualified as non-detect based on validation criteria

ST: Standard.

GV: Guidance value.

Appendix A-2

SONIA ROAD LANDFILL
POST CLOSURE GROUNDWATER MONITORING PROGRAM
HISTORIC AND CURRENT SAMPLE RESULTS
INORGANIC PARAMETERS

CONSTITUENT	NYSDEC Class GA Groundwater Standards/ Guidance Values	CAS #	SITE: DATE: UNITS:	MW-06D 10/28/1997 (ug/l)	MW-06D 12/5/2000 (ug/l)	MW-06D 1/31/2001 (ug/l)	MW-06D 8/22/2002 (ug/l)	MW-06D 11/20/2002 (ug/l)	MW-06D 3/5/2003 (ug/l)	MW-06D 6/5/2003 (ug/l)	MW-06D 8/22/2003 (ug/l)
Aluminum	-	7429-90-5	ug/l	320	12.2 U	14.9	NA	19.3 B	NA	NA	17.2 B
Antimony	3 GV	7440-36-0	ug/l	3 U	1.7 U	12.3 U	NA	4.6 B	NA	NA	3.5 U
Arsenic	25 ST	7440-38-2	ug/l	3.2	2.5 U	1.9 U	NA	4.5 U	NA	NA	3.2 U
Barium	1,000 ST	7440-39-3	ug/l	15.1	23.8 B	20.1	NA	19 B	NA	NA	20.4 B
Beryllium	3 GV	7440-41-7	ug/l	0.1 U	0.1 U	0.1 U	NA	0.4 U	NA	NA	0.20 U
Boron	1,000 ST	7440-42-8	ug/l	NA	44.7 B	63.6	NA	63.2 B	NA	NA	54.9 B
Cadmium	5 ST	7440-43-9	ug/l	0.3 U	0.4 U	0.2 U	0.16 B	0.5 U	0.10 U	0.10 U	0.30 U
Calcium	-	7440-70-2	ug/l	5,070	4,640 B	4,290	7,740	6,460	7,600	6,200	5,050
Chromium Hexavalent	50 ST	18540-29-9	ug/l	20 U	20 U	20 U	NA	20 U	NA	NA	20 U
Chromium Total	50 ST	7440-47-3	ug/l	1.3	3.5 U	0.6 U	NA	1.5 B	NA	NA	0.70 U
Cobalt	-	7440-48-4	ug/l	6.6	5.7 B	5.3	NA	6.2 B	NA	NA	5.3 B
Copper	200 ST	7440-50-8	ug/l	2.5	2.1 B	1.5 U	NA	6.6 B	NA	NA	1.3 B
Iron	300 ST	7439-89-6	ug/l	5,220	5,040	4,000	6,820	4,120	6,150	5,330	4,360
Lead	25 ST	7439-92-1	ug/l	1.0 U	1.4 U	1.1 U	0.80 U	1.4 U	1.5 U	2.6 B	0.80 U
Magnesium	35,000 GV	7439-95-4	ug/l	2,040	1,930 B	1,800	4,020 B	3,300 B	3,580 B	2,740 B	2,080 B
Manganese	300 ST	7439-96-5	ug/l	6,800	8,160	7,680	12,800	9,440	11,700	11,200	8,720
Mercury	0.7 ST	7439-97-6	ug/l	0.1 U	0.1 U	0.1 U	NA	0.1 U	NA	NA	0.1 U
Nickel	100 ST	7440-02-0	ug/l	3.3	2.3 B	2	NA	5.2 B	NA	NA	2.8 B
Potassium	-	7440-09-7	ug/l	1,140	1,220 B	1,260	1,560 B	1,180 B	1,540 B	1,680 B	1,140 B
Selenium	10 ST	7782-49-2	ug/l	2.8 U	4.3 B	2.9	NA	5.2	NA	NA	3.8 U
Silver	50 ST	7440-22-4	ug/l	0.9 U	2.4 B	1.8	NA	1 U	NA	NA	1 U
Sodium	20,000 ST	7440-23-5	ug/l	11,600	20,400	17,700	11,800	11,000	11,400	10,900	8,960
Thallium	0.5 GV	7440-28-0	ug/l	2.6 U	2.3 U	2.8 U	NA	4.2 U	NA	NA	2.5 U
Vanadium	-	7440-62-2	ug/l	1.2 U	0.7 U	1.7 U	NA	0.63 B	NA	NA	1.8 U
Zinc	2,000 ST	7440-66-6	ug/l	75.1	3.8 B	3.6 U	NA	31.8	NA	NA	8.8 B
Cyanide	200 ST	0057-12-5	ug/l	10 U	10 U	5 U	NA	10 U	NA	NA	10 U
Iron + Manganese	500 ST	-	ug/l	12,020	13,200	11,680	19,620	13,560	17,850	16,530	13,080

NOTES:

NS: Not sampled.

Concentration exceeds Standard/Guidance Value.

U: Analyzed for but not detected, value shown is instrument detection limit.

NA: Not analyzed.

B: Concentration is above instrument detection limit but below contract required detection limit.

U*: Result qualified as non-detect based on validation criteria

ST: Standard.

GV: Guidance value.

Appendix A-2

SONIA ROAD LANDFILL
POST CLOSURE GROUNDWATER MONITORING PROGRAM
HISTORIC AND CURRENT SAMPLE RESULTS
INORGANIC PARAMETERS

CONSTITUENT	NYSDEC Class GA Groundwater Standards/ Guidance Values	CAS #	SITE: DATE: UNITS:	MW-06D 11/11/2003 (ug/l)	MW-06D 2/27/2004 (ug/l)	MW-06D 5/24/2004 (ug/l)	MW-06D 8/20/2004 (ug/l)	MW-06D 11/9/2004 (ug/l)	MW-06D 3/1/2005 (ug/l)	MW-06D 5/27/2005 (ug/l)	MW-06D 8/26/2005 (ug/l)
Aluminum	-	7429-90-5	ug/l	NA	NA	87.6 B	NA	NA	105 B	NA	NA
Antimony	3 GV	7440-36-0	ug/l	NA	NA	1.6 U	NA	NA	3.6 U	NA	NA
Arsenic	25 ST	7440-38-2	ug/l	NA	NA	3.4 B	NA	NA	3.0 B	NA	NA
Barium	1,000 ST	7440-39-3	ug/l	NA	NA	4 B	NA	NA	23.6 B	NA	NA
Beryllium	3 GV	7440-41-7	ug/l	NA	NA	0.1 U	NA	NA	0.34 B	NA	NA
Boron	1,000 ST	7440-42-8	ug/l	NA	NA	55.8 B	NA	NA	57.8 B	NA	NA
Cadmium	5 ST	7440-43-9	ug/l	0.3 U	0.20 U	0.23 B	0.30 U	0.23 U	0.56 B	0.37 U	0.65 U
Calcium	-	7440-70-2	ug/l	5,600	5,820	6,590	5,290	5,950	5,600	5,050	4,940 B
Chromium Hexavalent	50 ST	18540-29-9	ug/l	NA	NA	20 U	NA	NA	20 U	NA	NA
Chromium Total	50 ST	7440-47-3	ug/l	NA	NA	0.96 B	NA	NA	2.2 B	NA	NA
Cobalt	-	7440-48-4	ug/l	NA	NA	0.9 B	NA	NA	5.9 B	NA	NA
Copper	200 ST	7440-50-8	ug/l	NA	NA	5.8 B	NA	NA	1.3 B	NA	NA
Iron	300 ST	7439-89-6	ug/l	5,030	5,120	1,610	3,580	4,870	3,360	1,960	2,970
Lead	25 ST	7439-92-1	ug/l	2.4 B	1.6 U	1.8 B	1.2 U	2.2 B	1.1 U	1.2 U	1.7 U
Magnesium	35,000 GV	7439-95-4	ug/l	2,390 B	2,470 B	2,530 B	2,380 B	2,490 B	2,520 B	2,440 B	2,110 B
Manganese	300 ST	7439-96-5	ug/l	12,500	10,000	3,730	8,490	9,160	9,350	8,530	9,170
Mercury	0.7 ST	7439-97-6	ug/l	NA	NA	0.1 U	NA	NA	0.1 U	NA	NA
Nickel	100 ST	7440-02-0	ug/l	NA	NA	5.7 B	NA	NA	4.2 B	NA	NA
Potassium	-	7440-09-7	ug/l	1930 B	1340 B	1570 B	1440 B	1660 B	1590 B	1610 B	1180 B
Selenium	10 ST	7782-49-2	ug/l	NA	NA	1.8 U	NA	NA	3.0 B	NA	NA
Silver	50 ST	7440-22-4	ug/l	NA	NA	0.5 U	NA	NA	1.2 B	NA	NA
Sodium	20,000 ST	7440-23-5	ug/l	8,940	9,980	7,930	10,100	9,390	10,100	10,100	10,200
Thallium	0.5 GV	7440-28-0	ug/l	NA	NA	1.9 U	NA	NA	2.7 U	NA	NA
Vanadium	-	7440-62-2	ug/l	NA	NA	1 U	NA	NA	1.8 U	NA	NA
Zinc	2,000 ST	7440-66-6	ug/l	NA	NA	45.8	NA	NA	69.2	NA	NA
Cyanide	200 ST	0057-12-5	ug/l	NA	NA	10 U	NA	NA	10 U	NA	NA
Iron + Manganese	500 ST*	-	ug/l	17,530	15,120	5,340	12,070	14,030	12,710	10,490	12,140

NOTES:

NS: Not sampled.

Concentration exceeds Standard/Guidance Value.

U: Analyzed for but not detected, value shown is instrument detection limit.

NA: Not analyzed.

B: Concentration is above instrument detection limit but below contract required detection limit.

U*: Result qualified as non-detect based on validation criteria

ST: Standard.

GV: Guidance value.

Appendix A-2

SONIA ROAD LANDFILL
POST CLOSURE GROUNDWATER MONITORING PROGRAM
HISTORIC AND CURRENT SAMPLE RESULTS
INORGANIC PARAMETERS

CONSTITUENT	NYSDEC Class GA Groundwater Standards/ Guidance Values	CAS #	SITE: DATE: UNITS:	MW-06D 11/29/2005 (ug/l)	MW-06D 2/28/2006 (ug/l)	MW-06D 5/18/2006 (ug/l)	MW-06D 8/9/2006 (ug/l)	MW-06D 12/1/2006 (ug/l)	MW-06D 2/22/2007 (ug/l)	MW-06D (ug/l)	MW-06D (ug/l)
Aluminum	-	7429-90-5	ug/l	NA	NA	NA	NA	17.5 B	22.0 B		
Antimony	3 GV	7440-36-0	ug/l	NA	NA	NA	NA	3.2 U	3.2 U		
Arsenic	25 ST	7440-38-2	ug/l	NA	NA	NA	NA	2.9 U	2.9 U		
Barium	1,000 ST	7440-39-3	ug/l	NA	NA	NA	NA	25.9 B	6.4 U		
Beryllium	3 GV	7440-41-7	ug/l	NA	NA	NA	NA	0.17 U	0.17 U		
Boron	1,000 ST	7440-42-8	ug/l	NA	NA	NA	NA	146 B	150 B		
Cadmium	5 ST	7440-43-9	ug/l	0.43 U	0.26 U	0.34 U	0.34 U	0.28 U	0.28 U		
Calcium	-	7440-70-2	ug/l	4,360 B	4,920 B	4,870 B	4,870 B	5,120	5,260		
Chromium Hexavalent	50 ST	18540-29-9	ug/l	NA	NA	NA	NA	0.02 U	0.02 U		
Chromium Total	50 ST	7440-47-3	ug/l	NA	NA	NA	NA	0.92 B	0.50 U		
Cobalt	-	7440-48-4	ug/l	NA	NA	NA	NA	5.8 B	1.3 U		
Copper	200 ST	7440-50-8	ug/l	NA	NA	NA	NA	1.3 B	2.8 B		
Iron	300 ST	7439-89-6	ug/l	2,590	2,550	3,010	2,780	3,270	554		
Lead	25 ST	7439-92-1	ug/l	2.1 B	1.3 U	2.4 B	1.9 U	1.5 U	2.0 B		
Magnesium	35,000 GV	7439-95-4	ug/l	1870 B	2340 B	2110 B	2060 B	2420 B	2,490 B		
Manganese	300 ST	7439-96-5	ug/l	7,620	7,200	8,320	7,470	8,320	2,610		
Mercury	0.7 ST	7439-97-6	ug/l	NA	NA	NA	NA	0.1U	0.10 U		
Nickel	100 ST	7440-02-0	ug/l	NA	NA	NA	NA	4.6 B	2.8 B		
Potassium	-	7440-09-7	ug/l	2,050 B	1,580 B	1,200 B	1,820 B	1,440 B	1,600 B		
Selenium	10 ST	7782-49-2	ug/l	NA	NA	NA	NA	1.7 U	1.7 U		
Silver	50 ST	7440-22-4	ug/l	NA	NA	NA	NA	0.38 U	0.38 U		
Sodium	20,000 ST	7440-23-5	ug/l	9,940	11,300	10,600	8,750	10,300	10,400		
Thallium	0.5 GV	7440-28-0	ug/l	NA	NA	NA	NA	2.9 U	2.9 U		
Vanadium	-	7440-62-2	ug/l	NA	NA	NA	NA	1.4 U	1.4 U		
Zinc	2,000 ST	7440-66-6	ug/l	NA	NA	NA	NA	44.0	U*		
Cyanide	200 ST	0057-12-5	ug/l	NA	NA	NA	NA	10.0 U	10.0 U		
Iron + Manganese	500 ST*	-	ug/l	10,210	9,750	11,330	10,250	11,590	3,164		

NOTES:

NS: Not sampled.

Concentration exceeds Standard/Guidance Value.

U: Analyzed for but not detected, value shown is instrument detection limit.

NA: Not analyzed.

B: Concentration is above instrument detection limit but below contract required detection limit.

U*: Result qualified as non-detect based on validation criteria

ST: Standard.

GV: Guidance value.

Appendix A-2

SONIA ROAD LANDFILL
POST CLOSURE GROUNDWATER MONITORING PROGRAM
HISTORIC AND CURRENT SAMPLE RESULTS
INORGANIC PARAMETERS

CONSTITUENT	NYSDEC Class GA Groundwater Standards/ Guidance Values	CAS #	SITE: DATE: UNITS:	MW-061 10/28/1997 (ug/l)	MW-061 12/5/2000 (ug/l)	MW-061 2/1/2001 (ug/l)	MW-061 8/21/2002 (ug/l)	MW-061 11/21/2002 (ug/l)	MW-061 3/5/2003 (ug/l)	MW-061 6/5/2003 (ug/l)	MW-061 8/22/2003 (ug/l)
Aluminum	-	7429-90-5	ug/l	140	17.6 B	16.4	NA	38.8 B	NA	NA	14.2 B
Antimony	3 GV	7440-36-0	ug/l	3 U	1.7 U	12.3 U	NA	3.1 U	NA	NA	3.5 U
Arsenic	25 ST	7440-38-2	ug/l	4.3	2.5 U	2.6	NA	4.5 U	NA	NA	3.2 U
Barium	1,000 ST	7440-39-3	ug/l	107	88.4 B	91.4	NA	39.9 B	NA	NA	51.5 B
Beryllium	3 GV	7440-41-7	ug/l	0.1	0.1 U	0.14	NA	0.4 U	NA	NA	0.2 U
Boron	1,000 ST	7440-42-8	ug/l	NA	149	186	NA	209	NA	NA	357
Cadmium	5 ST	7440-43-9	ug/l	0.3 U	0.4 U	0.2 U	0.29 B	0.5 U	0.10 U	0.10 U	0.30 U
Calcium	-	7440-70-2	ug/l	33,300	36,900	36,000	19,700	19,100	20,500	20,300	22,400
Chromium Hexavalent	50 ST	18540-29-9	ug/l	20 U	20 U	20 U	NA	20 U	NA	NA	20 U
Chromium Total	50 ST	7440-47-3	ug/l	0.73	3.5 U	0.6 U	NA	1.5 B	NA	NA	0.70 U
Cobalt	-	7440-48-4	ug/l	6.4	3 B	2.3	NA	1.1 B	NA	NA	2.5 B
Copper	200 ST	7440-50-8	ug/l	3.9	2.6 B	1.5 U	NA	9.6 B	NA	NA	2.2 B
Iron	300 ST	7439-89-6	ug/l	6,490	5,150	3,660	2,660	1,510	2,320	1,230	4,740
Lead	25 ST	7439-92-1	ug/l	1	1.4 U	1.1 U	1.9 B	1.4 U	1.5 U	1.9 B	0.80 U
Magnesium	35,000 GV	7439-95-4	ug/l	3,810	4,020 B	3,680	1,890 B	1,980 B	1,790 B	1,970 B	2,000 B
Manganese	300 ST	7439-96-5	ug/l	2,100	805	807	383	277	392	278	343
Mercury	0.7 ST	7439-97-6	ug/l	0.1 U	0.1 U	0.1 U	NA	0.1 U	NA	NA	0.1 U
Nickel	100 ST	7440-02-0	ug/l	2	1.9 U	1.4 U	NA	2.7 B	NA	NA	1.5 B
Potassium	-	7440-09-7	ug/l	7,680	8,540	9,670	5,500	4,310 B	5,080	5,200	5,290
Selenium	10 ST	7782-49-2	ug/l	2.8 U	1.7 U	1.5 U	NA	2.4 U	NA	NA	3.8 U
Silver	50 ST	7440-22-4	ug/l	0.9 U	0.75 B	1.6 U	NA	1 U	NA	NA	1 U
Sodium	20,000 ST	7440-23-5	ug/l	14,000	19,600	17,400	10,700	9,230	9,870	10,000	11,400
Thallium	0.5 GV	7440-28-0	ug/l	2.6 U	2.3 U	2.8 U	NA	4.2 U	NA	NA	2.5 U
Vanadium	-	7440-62-2	ug/l	1.2 U	0.7 U	1.7 U	NA	0.62 B	NA	NA	1.8 U
Zinc	2,000 ST	7440-66-6	ug/l	61.4	5 B	3.6 U	NA	36.6	NA	NA	9.3 B
Cyanide	200 ST	0057-12-5	ug/l	10 U	10 U	5 U	NA	10 U	NA	NA	10 U
Iron + Manganese	500 ST	-	ug/l	8,590	5,955	4,467	3,043	1,787	2,712	1,508	5,613

NOTES:

NS: Not sampled.

Concentration exceeds Standard/Guidance Value.

U: Analyzed for but not detected, value shown is instrument detection limit.

NA: Not analyzed.

B: Concentration is above instrument detection limit but below contract required detection limit.

U*: Result qualified as non-detect based on validation criteria

ST: Standard.

GV: Guidance value.

Appendix A-2

SONIA ROAD LANDFILL
POST CLOSURE GROUNDWATER MONITORING PROGRAM
HISTORIC AND CURRENT SAMPLE RESULTS
INORGANIC PARAMETERS

CONSTITUENT	NYSDEC Class GA Groundwater Standards/ Guidance Values	CAS #	SITE: DATE: UNITS:	MW-06I 11/11/2003 (ug/l)	MW-06I 2/27/2004 (ug/l)	MW-06I 5/24/2004 (ug/l)	MW-06I 8/20/2004 (ug/l)	MW-06I 11/9/2004 (ug/l)	MW-06I 3/1/2005 (ug/l)	MW-06I 5/27/2005 (ug/l)	MW-06I 8/25/2005 (ug/l)
Aluminum	-	7429-90-5	ug/l	NA	NA	59 B	NA	NA	88.6 B	NA	NA
Antimony	3 GV	7440-36-0	ug/l	NA	NA	1.6 U	NA	NA	3.6 U	NA	NA
Arsenic	25 ST	7440-38-2	ug/l	NA	NA	3.7 B	NA	NA	2.5 U	NA	NA
Barium	1,000 ST	7440-39-3	ug/l	NA	NA	32.7 B	NA	NA	65.7 B	NA	NA
Beryllium	3 GV	7440-41-7	ug/l	NA	NA	0.1 U	NA	NA	0.19 U	NA	NA
Boron	1,000 ST	7440-42-8	ug/l	NA	NA	398 B	NA	NA	223	NA	NA
Cadmium	5 ST	7440-43-9	ug/l	0.3 U	0.20 U	0.2 U	0.30 U	0.23 U	0.23 U	0.37 U	0.65 U
Calcium	-	7440-70-2	ug/l	21,600	19,700	18,700	19,600	29,600	28,600	24,400	20,100
Chromium Hexavalent	50 ST	18540-29-9	ug/l	NA	NA	20 U	NA	NA	20 U	NA	NA
Chromium Total	50 ST	7440-47-3	ug/l	NA	NA	0.69 B	NA	NA	0.63 U	NA	NA
Cobalt	-	7440-48-4	ug/l	NA	NA	1.2 B	NA	NA	1.3 U	NA	NA
Copper	200 ST	7440-50-8	ug/l	NA	NA	9.3 B	NA	NA	7.2 B	NA	NA
Iron	300 ST	7439-89-6	ug/l	4,570	4,510	2,250	1,580	3,330	996	1,750	1,420
Lead	25 ST	7439-92-1	ug/l	1.1 U	1.6 U	0.7 U	1.2 U	1.7 B	1.1 U	1.2 U	1.7 U
Magnesium	35,000 GV	7439-95-4	ug/l	2,100 B	1,930 B	2,200 B	2,020 B	3,370 B	3,770 B	2,480 B	1,680 B
Manganese	300 ST	7439-96-5	ug/l	861	807	325	229	844	248	407	262
Mercury	0.7 ST	7439-97-6	ug/l	NA	NA	0.1 U	NA	NA	0.1 U	NA	NA
Nickel	100 ST	7440-02-0	ug/l	NA	NA	4.5 B	NA	NA	2.5 B	NA	NA
Potassium	-	7440-09-7	ug/l	5,990	4,200 B	4,520 B	4,420 B	5,450	5,830	3,870 B	3,730 B
Selenium	10 ST	7782-49-2	ug/l	NA	NA	1.8 U	NA	NA	3.0 U	NA	NA
Silver	50 ST	7440-22-4	ug/l	NA	NA	0.5 U	NA	NA	1.4 B	NA	NA
Sodium	20,000 ST	7440-23-5	ug/l	9,000	9,820	8,590	13,600	19,500	22,000	11,700	13,300
Thallium	0.5 GV	7440-28-0	ug/l	NA	NA	1.9 U	NA	NA	2.7 U	NA	NA
Vanadium	-	7440-62-2	ug/l	NA	NA	1 U	NA	NA	1.8 U	NA	NA
Zinc	2,000 ST	7440-66-6	ug/l	NA	NA	26.8 B	NA	NA	43.5	NA	NA
Cyanide	200 ST	0057-12-5	ug/l	NA	NA	10 U	NA	NA	10 U	NA	NA
Iron + Manganese	500 ST*	-	ug/l	5,431	5,317	2,575	1,869	4,374	1,244	2,157	1,682

NOTES:

NS: Not sampled.

Concentration exceeds Standard/Guidance Value.

U: Analyzed for but not detected, value shown is instrument detection limit.

NA: Not analyzed.

B: Concentration is above instrument detection limit but below contract required detection limit.

U*: Result qualified as non-detect based on validation criteria

ST: Standard.

GV: Guidance value.

Appendix A-2

**SONIA ROAD LANDFILL
POST CLOSURE GROUNDWATER MONITORING PROGRAM
HISTORIC AND CURRENT SAMPLE RESULTS
INORGANIC PARAMETERS**

CONSTITUENT	NYSDEC Class GA Groundwater Standards/ Guidance Values	CAS #	SITE: DATE: UNITS:	MW-061 11/29/2005 (ug/l)	MW-061 2/28/2006 (ug/l)	MW-061 5/18/2006 (ug/l)	MW-061 8/9/2006 (ug/l)	MW-061 12/1/2006 (ug/l)	MW-061 2/22/2007 (ug/l)	MW-061 (ug/l)	MW-061 (ug/l)
Aluminum	-	7429-90-5	ug/l	NA	NA	NA	NA	12.4 B	33.2 B		
Antimony	3 GV	7440-36-0	ug/l	NA	NA	NA	NA	3.2 U	3.2 U		
Arsenic	25 ST	7440-38-2	ug/l	NA	NA	NA	NA	2.9 U	2.9 U		
Barium	1,000 ST	7440-39-3	ug/l	NA	NA	NA	NA	104 B	81.5 B		
Beryllium	3 GV	7440-41-7	ug/l	NA	NA	NA	NA	0.17 U	0.17 U		
Boron	1,000 ST	7440-42-8	ug/l	NA	NA	NA	NA	276 B	302 B		
Cadmium	5 ST	7440-43-9	ug/l	0.43 U	0.26 U	0.34 U	0.34 U	0.28 U	0.28 U		
Calcium	-	7440-70-2	ug/l	32,000	45,300	30,000	28,900	28,400	27,500		
Chromium Hexavalent	50 ST	18540-29-9	ug/l	NA	NA	NA	NA	0.02 U	0.02 U		
Chromium Total	50 ST	7440-47-3	ug/l	NA	NA	NA	NA	0.80 B	0.50 U		
Cobalt	-	7440-48-4	ug/l	NA	NA	NA	NA	2.1 B	1.3 U		
Copper	200 ST	7440-50-8	ug/l	NA	NA	NA	NA	0.91 B	5.8 B		
Iron	300 ST	7439-89-6	ug/l	3,580	4,080	2,840	3,030	2,620	732		
Lead	25 ST	7439-92-1	ug/l	2.3 B	1.3 U	1.9 U	1.9 U	1.5 U	1.5 U		
Magnesium	35,000 GV	7439-95-4	ug/l	2260 B	3000 B	1800 B	1790 B	2030 B	2,030 B		
Manganese	300 ST	7439-96-5	ug/l	600	831	481	410	393	147		
Mercury	0.7 ST	7439-97-6	ug/l	NA	NA	NA	NA	0.1U	0.10 U		
Nickel	100 ST	7440-02-0	ug/l	NA	NA	NA	NA	1.8 U	1.8 U		
Potassium	-	7440-09-7	ug/l	5,930	12,700	10,200	11,000	10,900	11,300		
Selenium	10 ST	7782-49-2	ug/l	NA	NA	NA	NA	1.7 U	1.7 U		
Silver	50 ST	7440-22-4	ug/l	NA	NA	NA	NA	0.38 U	0.38 U		
Sodium	20,000 ST	7440-23-5	ug/l	15,100	26,100	13,900	13,500	14,200	14,000		
Thallium	0.5 GV	7440-28-0	ug/l	NA	NA	NA	NA	2.9 U	3.3 B		
Vanadium	-	7440-62-2	ug/l	NA	NA	NA	NA	1.4 U	1.4 U		
Zinc	2,000 ST	7440-66-6	ug/l	NA	NA	NA	NA	9.4 B	U*		
Cyanide	200 ST	0057-12-5	ug/l	NA	NA	NA	NA	10.0 U	10.0 U		
Iron + Manganese	500 ST*	-	ug/l	4,180	4,911	3,321	3,440	3,013	879		

NOTES:

NS: Not sampled.

Concentration exceeds Standard/Guidance Value.

U: Analyzed for but not detected, value shown is instrument detection limit.

NA: Not analyzed.

B: Concentration is above instrument detection limit but below contract required detection limit.

U*: Result qualified as non-detect based on validation criteria

ST: Standard.

GV: Guidance value.

Appendix A-2

SONIA ROAD LANDFILL
POST CLOSURE GROUNDWATER MONITORING PROGRAM
HISTORIC AND CURRENT SAMPLE RESULTS
INORGANIC PARAMETERS

CONSTITUENT	NYSDEC Class GA Groundwater Standards/ Guidance Values	CAS #	SITE: DATE: UNITS:	MW-06S 10/28/1997 (ug/l)	MW-06S 12/5/2000 (ug/l)	MW-06S 2/1/2001 (ug/l)	MW-06S 8/21/2002 (ug/l)	MW-06S 11/20/2002 (ug/l)	MW-06S 3/5/2003 (ug/l)	MW-06S 6/5/2003 (ug/l)	MW-06S 8/22/2003 (ug/l)
Aluminum	-	7429-90-5	ug/l	96.2	45.5 B	12.1	NA	143 B	NA	NA	77.2 B
Antimony	3 GV	7440-36-0	ug/l	3 U	1.7 U	12.3 U	NA	3.9 B	NA	NA	3.5 U
Arsenic	25 ST	7440-38-2	ug/l	9.6	3.2 B	8	NA	5.2 B	NA	NA	6.0 B
Barium	1,000 ST	7440-39-3	ug/l	306	121 B	101	NA	121 B	NA	NA	219
Beryllium	3 GV	7440-41-7	ug/l	0.1	0.1 U	0.1 U	NA	0.4 U	NA	NA	0.20 U
Boron	1,000 ST	7440-42-8	ug/l	NA	162	183	NA	167	NA	NA	362
Cadmium	5 ST	7440-43-9	ug/l	0.3 U	0.4 U	0.2 U	0.17 B	0.5 U	0.10 U	0.10 U	0.30 U
Calcium	-	7440-70-2	ug/l	131,000	64,500	53,100	61,000	59,500	571,000	62,400	114,000
Chromium Hexavalent	50 ST	18540-29-9	ug/l	20 U	20 U	20 U	NA	20 U	NA	NA	20 U
Chromium Total	50 ST	7440-47-3	ug/l	1.3	3.5 U	0.6 U	NA	1.9 B	NA	NA	1.8 B
Cobalt	-	7440-48-4	ug/l	2.2	0.9 U	1.7 U	NA	2.9 B	NA	NA	5.0 B
Copper	200 ST	7440-50-8	ug/l	0.7 U	1.5 U	1.5 U	NA	2.9 B	NA	NA	2.9 B
Iron	300 ST	7439-89-6	ug/l	58,700	48,000	40,000	37,700	31,900	25,400	29,000	46,700
Lead	25 ST	7439-92-1	ug/l	1.0 U	1.4 B	1.9	1.3 B	1.4 U	1.5 U	1.5 U	0.86 B
Magnesium	35,000 GV	7439-95-4	ug/l	16,400	6,280	4,680	5,550	5,080	5,480	6,040	12,300
Manganese	300 ST	7439-96-5	ug/l	837	543	430	804	1,050	930	1,790	2,570
Mercury	0.7 ST	7439-97-6	ug/l	0.1 U	0.1 U	0.1 U	NA	0.1 U	NA	NA	0.1 U
Nickel	100 ST	7440-02-0	ug/l	1.3 U	1.9 U	1.4 U	NA	2.9 B	NA	NA	4.8 B
Potassium	-	7440-09-7	ug/l	18,200	8250	8050	7,460	6,980	7,490	8,980	10,900
Selenium	10 ST	7782-49-2	ug/l	2.8 U	1.7 U	1.5 U	NA	2.4 U	NA	NA	3.8 U
Silver	50 ST	7440-22-4	ug/l	0.9 U	0.63 B	1.6 U	NA	1 U	NA	NA	1 U
Sodium	20,000 ST	7440-23-5	ug/l	18,900	12,800	13,200	14,900	13,500	10,300	13,900	19,100
Thallium	0.5 GV	7440-28-0	ug/l	2.6 U	2.3 U	2.8 U	NA	4.2 U	NA	NA	2.5 U
Vanadium	-	7440-62-2	ug/l	1.2 U	0.7 U	1.7 U	NA	2 B	NA	NA	1.8 U
Zinc	2,000 ST	7440-66-6	ug/l	14.2	2.2 U	3.6 U	NA	6.1 B	NA	NA	67.6
Cyanide	200 ST	0057-12-5	ug/l	10 U	10 U	5 U	NA	10 U	NA	NA	10 U
Iron + Manganese	500 ST	-	ug/l	59,537	48,543	40,430	38,504	32,950	26,330	30,790	49,270

NOTES:

NS: Not sampled.

Concentration exceeds Standard/Guidance Value.

U: Analyzed for but not detected, value shown is instrument detection limit.

NA: Not analyzed.

B: Concentration is above instrument detection limit but below contract required detection limit.

U*: Result qualified as non-detect based on validation criteria

ST: Standard.

GV: Guidance value.

Appendix A-2

SONIA ROAD LANDFILL
POST CLOSURE GROUNDWATER MONITORING PROGRAM
HISTORIC AND CURRENT SAMPLE RESULTS
INORGANIC PARAMETERS

CONSTITUENT	NYSDEC Class GA Groundwater Standards/ Guidance Values	CAS #	SITE: DATE: UNITS:	MW-06S	MW-06S	MW-06S	MW-06S	MW-06S	MW-06S	MW-06S	MW-06S
				11/11/2003 (ug/l)	2/27/2004 (ug/l)	5/24/2004 (ug/l)	8/20/2004 (ug/l)	11/9/2004 (ug/l)	3/1/2005 (ug/l)	5/25/2005 (ug/l)	8/25/2005 (ug/l)
Aluminum	-	7429-90-5	ug/l	NA	NA	34.7 B	NA	NA	69.1 B	NA	NA
Antimony	3 GV	7440-36-0	ug/l	NA	NA	1.6 U	NA	NA	3.6 U	NA	NA
Arsenic	25 ST	7440-38-2	ug/l	NA	NA	6.4 B	NA	NA	7.3 B	NA	NA
Barium	1,000 ST	7440-39-3	ug/l	NA	NA	125 B	NA	NA	137 B	NA	NA
Beryllium	3 GV	7440-41-7	ug/l	NA	NA	0.1 U	NA	NA	0.19 U	NA	NA
Boron	1,000 ST	7440-42-8	ug/l	NA	NA	279 B	NA	NA	203	NA	NA
Cadmium	5 ST	7440-43-9	ug/l	0.3 U	0.20 U	0.61 B	0.30 U	0.57 B	1.1 B	0.65 U	0.65 U
Calcium	-	7440-70-2	ug/l	78,800	96,000	69,000	107,000	63,700	58,500	71,580	96,900
Chromium Hexavalent	50 ST	18540-29-9	ug/l	NA	NA	20 U	NA	NA	20 U	NA	NA
Chromium Total	50 ST	7440-47-3	ug/l	NA	NA	1.2 B	NA	NA	0.63 U	NA	NA
Cobalt	-	7440-48-4	ug/l	NA	NA	3 B	NA	NA	2.3 B	NA	NA
Copper	200 ST	7440-50-8	ug/l	NA	NA	0.9 U	NA	NA	1.1 U	NA	NA
Iron	300 ST	7439-89-6	ug/l	26,300	43,900	20,700	52,700	37,500	34,800	10,120	37,800
Lead	25 ST	7439-92-1	ug/l	1.1 U	1.6 U	0.7 U	1.5 B	1.1 U	1.1 U	1.9 B	1.7 U
Magnesium	35,000 GV	7439-95-4	ug/l	8,330	10,800	9,770	12,800	6,250	6,490	11,390	11,800
Manganese	300 ST	7439-96-5	ug/l	2,250	3,190	1,350	1,230	1,050	805	213	1,210
Mercury	0.7 ST	7439-97-6	ug/l	NA	NA	0.1 U	NA	NA	0.1 U	NA	NA
Nickel	100 ST	7440-02-0	ug/l	NA	NA	1.6 B	NA	NA	1.5 B	NA	NA
Potassium	-	7440-09-7	ug/l	9,660	13,400	13,200	15,100	11,200	11,800	15,740	11,800
Selenium	10 ST	7782-49-2	ug/l	NA	NA	1.8 U	NA	NA	3.0 U	NA	NA
Silver	50 ST	7440-22-4	ug/l	NA	NA	0.5 U	NA	NA	0.84 B	NA	NA
Sodium	20,000 ST	7440-23-5	ug/l	20,400	17,700	10,400	20,800	20,300	21,500	8,140	23,100
Thallium	0.5 GV	7440-28-0	ug/l	NA	NA	1.9 U	NA	NA	2.7 U	NA	NA
Vanadium	-	7440-62-2	ug/l	NA	NA	1 U	NA	NA	1.8 U	NA	NA
Zinc	2,000 ST	7440-66-6	ug/l	NA	NA	8.4 B	NA	NA	49.9	NA	NA
Cyanide	200 ST	0057-12-5	ug/l	NA	NA	10 U	NA	NA	10 U	NA	NA
Iron + Manganese	500 ST*	-	ug/l	23,750	47,090	22,050	53,930	38,530	35,608	10,333	39,010

NOTES:

NS: Not sampled.

Concentration exceeds Standard/Guidance Value.

U: Analyzed for but not detected, value shown is instrument detection limit.

NA: Not analyzed.

B: Concentration is above instrument detection limit but below contract required detection limit.

U*: Result qualified as non-detect based on validation criteria

ST: Standard.

GV: Guidance value.

Appendix A-2

SONIA ROAD LANDFILL
POST CLOSURE GROUNDWATER MONITORING PROGRAM
HISTORIC AND CURRENT SAMPLE RESULTS
INORGANIC PARAMETERS

CONSTITUENT	NYSDEC Class GA Groundwater Standards/ Guidance Values	CAS #	SITE: DATE: UNITS:	MW-06S 11/29/2005 (ug/l)	MW-06S 2/28/2006 (ug/l)	MW-06S 5/22/2006 (ug/l)	MW-06S 8/9/2006 (ug/l)	MW-06S 12/1/2006 (ug/l)	MW-06S 2/22/2007 (ug/l)	MW-06S (ug/l)	MW-06S (ug/l)
Aluminum	-	7429-90-5	ug/l	NA	NA	NA	NA	32.6 B	218		
Antimony	3 GV	7440-36-0	ug/l	NA	NA	NA	NA	3.2 U	3.2 U		
Arsenic	25 ST	7440-38-2	ug/l	NA	NA	NA	NA	8.0 B	6.1 B		
Barium	1,000 ST	7440-39-3	ug/l	NA	NA	NA	NA	256	189 B		
Beryllium	3 GV	7440-41-7	ug/l	NA	NA	NA	NA	0.17 U	0.17 U		
Boron	1,000 ST	7440-42-8	ug/l	NA	NA	NA	NA	408 B	281 B		
Cadmium	5 ST	7440-43-9	ug/l	0.43 U	0.32 B	0.12 U	0.34 U	0.28 U	0.91 B		
Calcium	-	7440-70-2	ug/l	87,400	99,700	140,000	128,000	100,000	66,800		
Chromium Hexavalent	50 ST	18540-29-9	ug/l	NA	NA	NA	NA	0.02 U	0.02 U		
Chromium Total	50 ST	7440-47-3	ug/l	NA	NA	NA	NA	2.0 B	1.8 B		
Cobalt	-	7440-48-4	ug/l	NA	NA	NA	NA	1.3 U	1.3 U		
Copper	200 ST	7440-50-8	ug/l	NA	NA	NA	NA	1.6 B	5.3 B		
Iron	300 ST	7439-89-6	ug/l	41,700	35,600	35,400	37,400	40,900	34,800		
Lead	25 ST	7439-92-1	ug/l	4.6	1.3 U	1.1 U	2.4 B	1.5 U	1.5 U		
Magnesium	35,000 GV	7439-95-4	ug/l	10,100	13,000	18,200	15,900	13,900	8,800		
Manganese	300 ST	7439-96-5	ug/l	729	671	1,160	1,150	871	586		
Mercury	0.7 ST	7439-97-6	ug/l	NA	NA	NA	NA	0.1U	0.10 U		
Nickel	100 ST	7440-02-0	ug/l	NA	NA	NA	NA	1.8 U	1.8 U		
Potassium	-	7440-09-7	ug/l	12,100	15,600	21,900	17,800	16,700	13,100		
Selenium	10 ST	7782-49-2	ug/l	NA	NA	NA	NA	1.7 U	1.7 U		
Silver	50 ST	7440-22-4	ug/l	NA	NA	NA	NA	0.51 B	0.38 U		
Sodium	20,000 ST	7440-23-5	ug/l	22,900	23,500	25,700	20,000	20,100	18,000		
Thallium	0.5 GV	7440-28-0	ug/l	NA	NA	NA	NA	2.9 U	4.9 B		
Vanadium	-	7440-62-2	ug/l	NA	NA	NA	NA	1.4 U	3.5 B		
Zinc	2,000 ST	7440-66-6	ug/l	NA	NA	NA	NA	75.7	U*		
Cyanide	200 ST	0057-12-5	ug/l	NA	NA	NA	NA	10.0 U	10.0 U		
Iron + Manganese	500 ST*	-	ug/l	42,429	36,271	36,566	38,550	41,771	35,386		

NOTES:

NS: Not sampled.

Concentration exceeds Standard/Guidance Value.

U: Analyzed for but not detected, value shown is instrument detection limit.

NA: Not analyzed.

B: Concentration is above instrument detection limit but below contract required detection limit.

U*: Result qualified as non-detect based on validation criteria

ST: Standard.

GV: Guidance value.

Appendix A-2

SONIA ROAD LANDFILL
POST CLOSURE GROUNDWATER MONITORING PROGRAM
HISTORIC AND CURRENT SAMPLE RESULTS
INORGANIC PARAMETERS

CONSTITUENT	NYSDEC Class GA Groundwater Standards/ Guidance Values	CAS #	SITE: DATE: UNITS:	MW-071 10/28/1997 (ug/l)	MW-071 12/1/2000 (ug/l)	MW-071 1/31/2001 (ug/l)	MW-071 8/21/2002 (ug/l)	MW-071 11/20/2002 (ug/l)	MW-071 3/5/2003 (ug/l)	MW-071 6/3/2003 (ug/l)	MW-071 8/22/2003 (ug/l)
Aluminum	-	7429-90-5	ug/l	90.1	16 B	23.6	NA	37.1 B	NA	NA	13.9
Antimony	3 GV	7440-36-0	ug/l	3 U	1.7 U	12.3 U	NA	3.1 U	NA	NA	3.5 U
Arsenic	25 ST	7440-38-2	ug/l	2.4 U	2.5 U	1.9 U	NA	4.5 U	NA	NA	3.2 U
Barium	1,000 ST	7440-39-3	ug/l	32.2	39.6 B	29.3	NA	15.4 B	NA	NA	21.6 B
Beryllium	3 GV	7440-41-7	ug/l	0.1 U	0.1 U	0.1 U	NA	0.4 U	NA	NA	0.20 U
Boron	1,000 ST	7440-42-8	ug/l	NA	33 B	45.4	NA	30.1 B	NA	NA	38.1 B
Cadmium	5 ST	7440-43-9	ug/l	0.47	0.4 U	0.2 U	0.29 B	0.5 U	0.12 B	0.10 U	0.30 U
Calcium	-	7440-70-2	ug/l	8,890	20,000	14,700	9,820	7,360	8,670	8,420	8,160
Chromium Hexavalent	50 ST	18540-29-9	ug/l	20 U	20 U	20 U	NA	20 U	NA	NA	20 U
Chromium Total	50 ST	7440-47-3	ug/l	0.8	3.5 U	0.6 U	NA	0.8 U	NA	NA	0.70 U
Cobalt	-	7440-48-4	ug/l	2.3	0.9 U	1.7 U	NA	1 U	NA	NA	2.1 U
Copper	200 ST	7440-50-8	ug/l	1.6	1.5 U	1.5 U	NA	3.9 B	NA	NA	1.3 B
Iron	300 ST	7439-89-6	ug/l	396	26.2 B	35.2	350	172	53.9 B	41.4 B	45.0 B
Lead	25 ST	7439-92-1	ug/l	2.8	1.4 U	1.1 U	1.6 B	1.5 B	1.5 U	1.5 U	0.80 U
Magnesium	35,000 GV	7439-95-4	ug/l	1,300	4,310 B	3,080	1,630 B	1,150 B	1,470	1,410 B	1,060 B
Manganese	300 ST	7439-96-5	ug/l	519	6,310	5,140	2,620	1,390	2,340	3,320	2,210
Mercury	0.7 ST	7439-97-6	ug/l	0.1 U	0.1 U	0.1 U	NA	0.1 U	NA	NA	0.10 U
Nickel	100 ST	7440-02-0	ug/l	1.8	1.9 U	1.4 U	NA	1.1 U	NA	NA	1.5 U
Potassium	-	7440-09-7	ug/l	3,840	2,590 B	2,460	2,330 B	2,000 B	2,020 B	2,580 B	2,100 B
Selenium	10 ST	7782-49-2	ug/l	2.8 U	1.7 U	1.8	NA	2.4 U	NA	NA	3.8 U
Silver	50 ST	7440-22-4	ug/l	0.9 U	1 B	1.6 U	NA	1 U	NA	NA	1.0 U
Sodium	20,000 ST	7440-23-5	ug/l	6,950	22,300	19,600	10,700	7,960	9,570	21,100	10,200
Thallium	0.5 GV	7440-28-0	ug/l	2.6 U	2.3 U	2.8 U	NA	4.2 U	NA	NA	2.5 U
Vanadium	-	7440-62-2	ug/l	1.2 U	0.7 U	1.7 U	NA	0.6 U	NA	NA	1.8 U
Zinc	2,000 ST	7440-66-6	ug/l	51.7	3.8 B	3.6 U	NA	27.9	NA	NA	8.4 B
Cyanide	200 ST	0057-12-5	ug/l	10 U	10 U	5 U	NA	10 U	NA	NA	10 U
Iron + Manganese	500 ST	-	ug/l	915	6,536.2	5,175.2	2,970	1,562	2,393.9	3,361.4	2,255

NOTES:

NS: Not sampled.

Concentration exceeds Standard/Guidance Value.

U: Analyzed for but not detected, value shown is instrument detection limit.

NA: Not analyzed.

B: Concentration is above instrument detection limit but below contract required detection limit.

U*: Result qualified as non-detect based on validation criteria

ST: Standard.

GV: Guidance value.

Appendix A-2

SONIA ROAD LANDFILL
POST CLOSURE GROUNDWATER MONITORING PROGRAM
HISTORIC AND CURRENT SAMPLE RESULTS
INORGANIC PARAMETERS

CONSTITUENT	NYSDEC Class GA Groundwater Standards/ Guidance Values	CAS #	SITE: DATE: UNITS:	MW-071 11/11/2003 (ug/l)	MW-071 2/27/2004 (ug/l)	MW-071 5/20/2004 (ug/l)	MW-071 8/20/2004 (ug/l)	MW-071 11/9/2004 (ug/l)	MW-071 2/28/2005 (ug/l)	MW-071 5/27/2005 (ug/l)	MW-071 8/24/2005 (ug/l)
Aluminum	-	7429-90-5	ug/l	NA	NA	16.3 U	NA	NA	77.4 B	NA	NA
Antimony	3 GV	7440-36-0	ug/l	NA	NA	2.4 U	NA	NA	3.6 U	NA	NA
Arsenic	25 ST	7440-38-2	ug/l	NA	NA	3.6 U	NA	NA	2.5 U	NA	NA
Barium	1,000 ST	7440-39-3	ug/l	NA	NA	34.3 B	NA	NA	29.3 B	NA	NA
Beryllium	3 GV	7440-41-7	ug/l	NA	NA	0.2 U	NA	NA	0.19 U	NA	NA
Boron	1,000 ST	7440-42-8	ug/l	NA	NA	28.9 B	NA	NA	41.6 B	NA	NA
Cadmium	5 ST	7440-43-9	ug/l	0.3 U	0.36 B	0.3 U	0.30 U	0.24 B	0.26 B	0.37 U	0.65 U
Calcium	-	7440-70-2	ug/l	7,020	12,400	13,300	10,800	12,200	12,600	13,900	17,300
Chromium Hexavalent	50 ST	18540-29-9	ug/l	NA	NA	20 U	NA	NA	20 U	NA	NA
Chromium Total	50 ST	7440-47-3	ug/l	NA	NA	1.2 B	NA	NA	2.5 B	NA	NA
Cobalt	-	7440-48-4	ug/l	NA	NA	1.5 U	NA	NA	1.3 U	NA	NA
Copper	200 ST	7440-50-8	ug/l	NA	NA	4.2 B	NA	NA	1.4 B	NA	NA
Iron	300 ST	7439-89-6	ug/l	172	55.0 B	65.2 B	78.6 B	85.5 B	68.8 B	51.6 B	136
Lead	25 ST	7439-92-1	ug/l	1.1 U	1.6 U	1.2 U	1.2 U	1.3 B	1.1 B	1.2 U	2.2 B
Magnesium	35,000 GV	7439-95-4	ug/l	1,290 B	1,960 B	2,150 B	1,660 B	1,940 B	2,040 B	2,310 B	2,340 B
Manganese	300 ST	7439-96-5	ug/l	1,210	4,770	5,700	4,490	5,050	4,800	4,700	4,730
Mercury	0.7 ST	7439-97-6	ug/l	NA	NA	0.1 U	NA	NA	0.1 U	NA	NA
Nickel	100 ST	7440-02-0	ug/l	NA	NA	1.6 U	NA	NA	1.2 U	NA	NA
Potassium	-	7440-09-7	ug/l	1,730 B	2,600 B	2,450 B	3,470 B	3,100 B	2,790 B	2,660 B	2,080 B
Selenium	10 ST	7782-49-2	ug/l	NA	NA	2.1 U	NA	NA	3.0 U	NA	NA
Silver	50 ST	7440-22-4	ug/l	NA	NA	0.5 B	NA	NA	0.75 U	NA	NA
Sodium	20,000 ST	7440-23-5	ug/l	7,950	13,200	15,700	18,200	16,500	16,600	16,500	15,700
Thallium	0.5 GV	7440-28-0	ug/l	NA	NA	2.8 U	NA	NA	2.7 U	NA	NA
Vanadium	-	7440-62-2	ug/l	NA	NA	1.7 U	NA	NA	1.8 U	NA	NA
Zinc	2,000 ST	7440-66-6	ug/l	NA	NA	20.4 B	NA	NA	47.7	NA	NA
Cyanide	200 ST	0057-12-5	ug/l	NA	NA	10 U	NA	NA	10 U	NA	NA
Iron + Manganese	500 ST*	-	ug/l	1,382	4,825	5,763.2	4,568.6	5,135.5	4,868.8	4,751.6	3,866

NOTES:

NS: Not sampled.

Concentration exceeds Standard/Guidance Value.

U: Analyzed for but not detected, value shown is instrument detection limit.

NA: Not analyzed.

B: Concentration is above instrument detection limit but below contract required detection limit.

U*: Result qualified as non-detect based on validation criteria

ST: Standard.

GV: Guidance value.

Appendix A-2

SONIA ROAD LANDFILL
POST CLOSURE GROUNDWATER MONITORING PROGRAM
HISTORIC AND CURRENT SAMPLE RESULTS
INORGANIC PARAMETERS

CONSTITUENT	NYSDEC Class GA Groundwater Standards/ Guidance Values	CAS #	SITE: DATE: UNITS:	MW-07I	MW-07I	MW-07I	MW-07I	MW-07I	MW-07I	MW-07I	MW-07I
				11/29/2005	2/28/2006	5/22/2006	8/10/2006	11/28/2006	2/22/2007	(ug/l)	(ug/l)
Aluminum	-	7429-90-5	ug/l	NA	NA	NA	NA	10.2 U	15.6 B		
Antimony	3 GV	7440-36-0	ug/l	NA	NA	NA	NA	3.2 U	3.2 U		
Arsenic	25 ST	7440-38-2	ug/l	NA	NA	NA	NA	2.9 U	2.9 U		
Barium	1,000 ST	7440-39-3	ug/l	NA	NA	NA	NA	32.6 B	31.3 B		
Beryllium	3 GV	7440-41-7	ug/l	NA	NA	NA	NA	0.17 U	0.17 U		
Boron	1,000 ST	7440-42-8	ug/l	NA	NA	NA	NA	33.4 B	39.1 B		
Cadmium	5 ST	7440-43-9	ug/l	0.43 U	0.26 U	0.53 B	0.34 U	0.28 U	0.28 U		
Calcium	-	7440-70-2	ug/l	17,700	13,600	43,000	30,100	22,300	19,000		
Chromium Hexavalent	50 ST	18540-29-9	ug/l	NA	NA	NA	NA	0.02 U	0.02 U		
Chromium Total	50 ST	7440-47-3	ug/l	NA	NA	NA	NA	0.50 U	0.92 B		
Cobalt	-	7440-48-4	ug/l	NA	NA	NA	NA	1.3 U	1.3 U		
Copper	200 ST	7440-50-8	ug/l	NA	NA	NA	NA	2.2 B	5.1 B		
Iron	300 ST	7439-89-6	ug/l	72.3 B	87.0 B	41.3 B	46.7 B	24.3 B	81.0 B		
Lead	25 ST	7439-92-1	ug/l	3.1	1.3 U	1.1 U	1.9 U	1.5 U	1.5 U		
Magnesium	35,000 GV	7439-95-4	ug/l	2,490 B	2,130 B	6,680	3,820 B	2,480 B	2,140 B		
Manganese	300 ST	7439-96-5	ug/l	2,650	2,940	6,600	2,890	1,010	142		
Mercury	0.7 ST	7439-97-6	ug/l	NA	NA	NA	NA	0.1U	0.10 U		
Nickel	100 ST	7440-02-0	ug/l	NA	NA	NA	NA	1.8 U	1.8 U		
Potassium	-	7440-09-7	ug/l	2,510 B	4,210 B	5,440	3,830 B	2,770 B	4,330 B		
Selenium	10 ST	7782-49-2	ug/l	NA	NA	NA	NA	1.7 U	1.7 U		
Silver	50 ST	7440-22-4	ug/l	NA	NA	NA	NA	0.38 U	0.38 U		
Sodium	20,000 ST	7440-23-5	ug/l	15,200	14,000	25,500	21,200	21,200	20,600		
Thallium	0.5 GV	7440-28-0	ug/l	NA	NA	NA	NA	2.9 U	3.0 B		
Vanadium	-	7440-62-2	ug/l	NA	NA	NA	NA	1.4 U	1.4 U		
Zinc	2,000 ST	7440-66-6	ug/l	NA	NA	NA	NA	45.5	U*		
Cyanide	200 ST	0057-12-5	ug/l	NA	NA	NA	NA	10.0 U	10.0 U		
Iron + Manganese	500 ST*	-	ug/l	2,722.3	3,027	6,641.3	2,936.7	1,034.3	223.0		

NOTES:

NS: Not sampled.

Concentration exceeds Standard/Guidance Value.

U: Analyzed for but not detected, value shown is instrument detection limit.

NA: Not analyzed.

B: Concentration is above instrument detection limit but below contract required detection limit.

U*: Result qualified as non-detect based on validation criteria

ST: Standard.

GV: Guidance value.

Appendix A-2

SONIA ROAD LANDFILL
POST CLOSURE GROUNDWATER MONITORING PROGRAM
HISTORIC AND CURRENT SAMPLE RESULTS
INORGANIC PARAMETERS

CONSTITUENT	NYSDEC Class GA Groundwater Standards/ Guidance Values	CAS #	SITE: DATE: UNITS:	MW-11D 10/31/1997 (ug/l)	MW-11D 12/13/2000 (ug/l)	MW-11D 2/7/2001 (ug/l)	MW-11D 8/22/2002 (ug/l)	MW-11D 11/21/2002 (ug/l)	MW-11D 3/6/2003 (ug/l)	MW-11D 6/4/2003 (ug/l)	MW-11D 8/21/2003 (ug/l)
Aluminum	-	7429-90-5	ug/l	473	578	581	NA	717	NA	NA	629
Antimony	3 GV	7440-36-0	ug/l	3 U	1.7 U	12.3 U	NA	3.1 U	NA	NA	3.5 U
Arsenic	25 ST	7440-38-2	ug/l	2.4 U	2.5 U	1.9 U	NA	4.5 U	NA	NA	3.2 U
Barium	1,000 ST	7440-39-3	ug/l	27.8	34	31.9	NA	37.1 B	NA	NA	38.4 B
Beryllium	3 GV	7440-41-7	ug/l	0.1 U	0.22	0.13	NA	0.4 U	NA	NA	0.20 U
Boron	1,000 ST	7440-42-8	ug/l	NA	42.2	32.6	NA	311	NA	NA	144
Cadmium	5 ST	7440-43-9	ug/l	0.3 U	0.4 U	0.22	0.28 B	0.5 U	0.10 U	0.11 B	0.30 U
Calcium	-	7440-70-2	ug/l	7,300	4,290	5,130	7,280	6,940	5,900	6,120	6,990
Chromium Hexavalent	50 ST	18540-29-9	ug/l	20 U	20 U	20 U	NA	20 U	NA	NA	20 U
Chromium Total	50 ST	7440-47-3	ug/l	0.43	3.5 U	1.6	NA	1.6 B	NA	NA	1.3 B
Cobalt	-	7440-48-4	ug/l	1.1 U	0.9 U	1.7 U	NA	1 U	NA	NA	2.1 U
Copper	200 ST	7440-50-8	ug/l	0.7 U	2.3	1.5 U	NA	1.9 B	NA	NA	1.1 U
Iron	300 ST	7439-89-6	ug/l	153	16.7	30.6	566	261	155	59.9 B	43.5 B
Lead	25 ST	7439-92-1	ug/l	1 U	1.4 U	1.1 U	2.0 B	1.4 B	1.5 U	1.5 U	0.8 U
Magnesium	35,000 GV	7439-95-4	ug/l	1,330	1,340	1,440	1,480 B	1,810 B	1,580 B	1,650 B	1,940 B
Manganese	300 ST	7439-96-5	ug/l	74.6	76.7	83.5	398	188	143	144	178
Mercury	0.7 ST	7439-97-6	ug/l	0.1 U	0.1 U	0.1 U	NA	0.1 U	NA	NA	0.10 U
Nickel	100 ST	7440-02-0	ug/l	2.1	5.3	5.8	NA	12 B	NA	NA	12.4 B
Potassium	-	7440-09-7	ug/l	10,000	6,950	1,720	2,530 B	5,190	5,200	6,460	5,530
Selenium	10 ST	7782-49-2	ug/l	2.8 U	1.7 U	2	NA	2.4 U	NA	NA	3.8 U
Silver	50 ST	7440-22-4	ug/l	0.9 U	1.2	1.6 U	NA	1 U	NA	NA	1 U
Sodium	20,000 ST	7440-23-5	ug/l	8,050	7,840	7,610	6,010	9,640	9,940	10,900	10,500
Thallium	0.5 GV	7440-28-0	ug/l	2.7	2.3 U	2.8 U	NA	4.2 U	NA	NA	2.5 U
Vanadium	-	7440-62-2	ug/l	1.4	0.7 U	1.7 U	NA	0.6 U	NA	NA	1.8 U
Zinc	2,000 ST	7440-66-6	ug/l	19	2.8	13.6	NA	21	NA	NA	6.0 B
Cyanide	200 ST	0057-12-5	ug/l	10 U	10 U	5 U	NA	10 U	NA	NA	10 U
Iron + Manganese	500 ST	-	ug/l	227.6	93.4	114.1	964	449	298	203.9	221.5

NOTES:

NS: Not sampled.

Concentration exceeds Standard/Guidance Value.

U: Analyzed for but not detected, value shown is instrument detection limit.

NA: Not analyzed.

B: Concentration is above instrument detection limit but below contract required detection limit.

U*: Result qualified as non-detect based on validation criteria

ST: Standard.

GV: Guidance value.

Appendix A-2

SONIA ROAD LANDFILL
POST CLOSURE GROUNDWATER MONITORING PROGRAM
HISTORIC AND CURRENT SAMPLE RESULTS
INORGANIC PARAMETERS

CONSTITUENT	NYSDEC Class GA Groundwater Standards/ Guidance Values	CAS #	SITE: DATE: UNITS:	MW-11D 11/13/2003 (ug/l)	MW-11D 3/1/2004 (ug/l)	MW-11D 5/21/2004 (ug/l)	MW-11D 8/24/2004 (ug/l)	MW-11D 11/11/2004 (ug/l)	MW-11D 2/24/2005 (ug/l)	MW-11D 5/26/2005 (ug/l)	MW-11D 8/25/2005 (ug/l)
Aluminum	-	7429-90-5	ug/l	NA	NA	1250	NA	NA	1420	NA	NA
Antimony	3 GV	7440-36-0	ug/l	NA	NA	2.4 U	NA	NA	3.6 U	NA	NA
Arsenic	25 ST	7440-38-2	ug/l	NA	NA	3.6 U	NA	NA	2.5 U	NA	NA
Barium	1,000 ST	7440-39-3	ug/l	NA	NA	47.4 B	NA	NA	55.2 B	NA	NA
Beryllium	3 GV	7440-41-7	ug/l	NA	NA	0.22 B	NA	NA	0.29 B	NA	NA
Boron	1,000 ST	7440-42-8	ug/l	NA	NA	61 B	NA	NA	65.4 B	NA	NA
Cadmium	5 ST	7440-43-9	ug/l	0.3 U	0.22 B	0.3 U	0.57 B	0.23 U	2.8 B	0.65 U	0.65 U
Calcium	-	7440-70-2	ug/l	7,920	8,560	11,800	14,100	8,100	11,200	8,680	7570
Chromium Hexavalent	50 ST	18540-29-9	ug/l	NA	NA	20 U	NA	NA	20 U	NA	NA
Chromium Total	50 ST	7440-47-3	ug/l	NA	NA	2.7 B	NA	NA	2.6 B	NA	NA
Cobalt	-	7440-48-4	ug/l	NA	NA	1.5 U	NA	NA	1.3 U	NA	NA
Copper	200 ST	7440-50-8	ug/l	NA	NA	3.3 B	NA	NA	2.4 B	NA	NA
Iron	300 ST	7439-89-6	ug/l	162	38.0 B	55	1190	97.7 B	311	268	145
Lead	25 ST	7439-92-1	ug/l	1.2 B	1.6 U	4.2	8.8	1.1 U	3.4	2.0 B	1.7 U
Magnesium	35,000 GV	7439-95-4	ug/l	2,140 B	2,330 B	2,080 B	2,650 B	2,050 B	2,700 B	2150 B	1940 B
Manganese	300 ST	7439-96-5	ug/l	171	227	233	218	220	290	269	261
Mercury	0.7 ST	7439-97-6	ug/l	NA	NA	0.1 U	NA	NA	0.1 U	NA	NA
Nickel	100 ST	7440-02-0	ug/l	NA	NA	14 B	NA	NA	17.1 B	NA	NA
Potassium	-	7440-09-7	ug/l	7,020	7,170	6,450	8,810	8,390	6,750	5,690	4900 B
Selenium	10 ST	7782-49-2	ug/l	NA	NA	2.1 U	NA	NA	3.0 U	NA	NA
Silver	50 ST	7440-22-4	ug/l	NA	NA	0.5 U	NA	NA	0.76 B	NA	NA
Sodium	20,000 ST	7440-23-5	ug/l	11,000	13,300	10,600	11,700	13,000	15,800	11,000	11200
Thallium	0.5 GV	7440-28-0	ug/l	NA	NA	2.8 U	NA	NA	2.7 U	NA	NA
Vanadium	-	7440-62-2	ug/l	NA	NA	1.7 U	NA	NA	2.1 B	NA	NA
Zinc	2,000 ST	7440-66-6	ug/l	NA	NA	13 B	NA	NA	94	NA	NA
Cyanide	200 ST	0057-12-5	ug/l	NA	NA	10 U	NA	NA	10 U	NA	NA
Iron + Manganese	500 ST*	-	ug/l	333	265	789	1,408	317.7	801	537	406

NOTES:

NS: Not sampled.

Concentration exceeds Standard/Guidance Value.

U: Analyzed for but not detected, value shown is instrument detection limit.

NA: Not analyzed.

B: Concentration is above instrument detection limit but below contract required detection limit.

U*: Result qualified as non-detect based on validation criteria

ST: Standard.

GV: Guidance value.

Appendix A-2

**SONIA ROAD LANDFILL
POST CLOSURE GROUNDWATER MONITORING PROGRAM
HISTORIC AND CURRENT SAMPLE RESULTS
INORGANIC PARAMETERS**

CONSTITUENT	NYSDEC Class GA Groundwater Standards/ Guidance Values	CAS #	SITE: DATE: UNITS:	MW-11D 11/28/2005 (ug/l)	MW-11D 2/27/2006 (ug/l)	MW-11D 5/19/2006 (ug/l)	MW-11D 8/11/2006 (ug/l)	MW-11D 11/29/2006 (ug/l)	MW-11D 2/28/2007 (ug/l)	MW-11D (ug/l)	MW-11D (ug/l)
Aluminum	-	7429-90-5	ug/l	NA	NA	NA	NA	2,420	1,090		
Antimony	3 GV	7440-36-0	ug/l	NA	NA	NA	NA	3.2 U	3.2 U		
Arsenic	25 ST	7440-38-2	ug/l	NA	NA	NA	NA	2.9 U	2.9 U		
Barium	1,000 ST	7440-39-3	ug/l	NA	NA	NA	NA	56.0 B	45.8 B		
Beryllium	3 GV	7440-41-7	ug/l	NA	NA	NA	NA	0.17 U	0.20 B		
Boron	1,000 ST	7440-42-8	ug/l	NA	NA	NA	NA	36.6 B	37.9 B		
Cadmium	5 ST	7440-43-9	ug/l	0.43 U	1.8 B	0.40 B	0.34 U	0.28 U	0.32 B		
Calcium	-	7440-70-2	ug/l	8,870	16,700	9,320	8,670	10,900	13,500		
Chromium Hexavalent	50 ST	18540-29-9	ug/l	NA	NA	NA	NA	0.02 U	0.02 U		
Chromium Total	50 ST	7440-47-3	ug/l	NA	NA	NA	NA	2.0 B	1.5 B		
Cobalt	-	7440-48-4	ug/l	NA	NA	NA	NA	1.3 U	1.3 U		
Copper	200 ST	7440-50-8	ug/l	NA	NA	NA	NA	4.4 B	1.6 B		
Iron	300 ST	7439-89-6	ug/l	177	1,600	300	242	1,600	128		
Lead	25 ST	7439-92-1	ug/l	1.6 B	15.1	1.9 U	2.3 B	7.1	1.5 U		
Magnesium	35,000 GV	7439-95-4	ug/l	2,370 B	3,400 B	2,290 B	2,150 B	3,030 B	3,490 B		
Manganese	300 ST	7439-96-5	ug/l	326	372	360	354	543	662		
Mercury	0.7 ST	7439-97-6	ug/l	NA	NA	NA	NA	0.1U	0.10 U		
Nickel	100 ST	7440-02-0	ug/l	NA	NA	NA	NA	21.1 B	21.2 B		
Potassium	-	7440-09-7	ug/l	5,580	6,330	5,340	5,880	4,850 B	4,260 B		
Selenium	10 ST	7782-49-2	ug/l	NA	NA	NA	NA	1.7 U	1.7 U		
Silver	50 ST	7440-22-4	ug/l	NA	NA	NA	NA	0.38 U	0.38 U		
Sodium	20,000 ST	7440-23-5	ug/l	12,600	13,500	14,300	13,700	13,200	14,600		
Thallium	0.5 GV	7440-28-0	ug/l	NA	NA	NA	NA	2.9 U	2.9 U		
Vanadium	-	7440-62-2	ug/l	NA	NA	NA	NA	3.2 B	1.4 U		
Zinc	2,000 ST	7440-66-6	ug/l	NA	NA	NA	NA	51.4	U*		
Cyanide	200 ST	0057-12-5	ug/l	NA	NA	NA	NA	10.0 U	10.0 U		
Iron + Manganese	500 ST*	-	ug/l	503	1,972	660	606	2,143	790		

NOTES:

NS: Not sampled.

Concentration exceeds Standard/Guidance Value.

U: Analyzed for but not detected, value shown is instrument detection limit.

NA: Not analyzed.

B: Concentration is above instrument detection limit but below contract required detection limit.

U*: Result qualified as non-detect based on validation criteria

ST: Standard.

GV: Guidance value.

Appendix A-2

SONIA ROAD LANDFILL
POST CLOSURE GROUNDWATER MONITORING PROGRAM
HISTORIC AND CURRENT SAMPLE RESULTS
INORGANIC PARAMETERS

CONSTITUENT	NYSDEC Class GA Groundwater Standards/ Guidance Values	CAS #	SITE: DATE: UNITS:	MW-11I 10/31/1997 (ug/l)	MW-11I 12/13/2000 (ug/l)	MW-11I 2/7/2001 (ug/l)	MW-11I 8/22/2002 (ug/l)	MW-11I 11/21/2002 (ug/l)	MW-11I 3/6/2003 (ug/l)	MW-11I 6/4/2003 (ug/l)	MW-11I 8/21/2003 (ug/l)
Aluminum	-	7429-90-5	ug/l	113	22.3	11.8 U	NA	32.8 B	NA	NA	23.8 B
Antimony	3 GV	7440-36-0	ug/l	3 U	1.7 U	12.3 U	NA	3.1 U	NA	NA	3.5 U
Arsenic	25 ST	7440-38-2	ug/l	2.4 U	2.5 U	1.9 U	NA	4.5 U	NA	NA	3.2 U
Barium	1,000 ST	7440-39-3	ug/l	22.2	13.1	10.3	NA	12.3 B	NA	NA	46.1 B
Beryllium	3 GV	7440-41-7	ug/l	0.1 U	0.1 U	0.1 U	NA	0.4 U	NA	NA	0.20 U
Boron	1,000 ST	7440-42-8	ug/l	NA	98.2	84	NA	207	NA	NA	124
Cadmium	5 ST	7440-43-9	ug/l	0.3 U	0.4 U	0.23	0.20 B	0.5 U	0.10 U	0.10 U	0.30 U
Calcium	-	7440-70-2	ug/l	10,200	9,570	9,150	8,810	15,000	15,400	16,400	77,300
Chromium Hexavalent	50 ST	18540-29-9	ug/l	20 U	20 U	20 U	NA	20 U	NA	NA	20 U
Chromium Total	50 ST	7440-47-3	ug/l	0.4 U	3.5 U	0.6 U	NA	2.2 B	NA	NA	177
Cobalt	-	7440-48-4	ug/l	4.7	4	3.2	NA	5 B	NA	NA	2.1 U
Copper	200 ST	7440-50-8	ug/l	3.1	2.4	1.5 U	NA	2.8 B	NA	NA	7.7 B
Iron	300 ST	7439-89-6	ug/l	191	24.1	10.2	313	130	63.3 B	58 B	908
Lead	25 ST	7439-92-1	ug/l	1.7 U	1.4 U	1.1 U	0.80 U	1.4 U	1.5 U	1.5 U	0.80 U
Magnesium	35,000 GV	7439-95-4	ug/l	6,510	2,670	2,670	2,620 B	3,740 B	3,120 B	3,180 B	6750
Manganese	300 ST	7439-96-5	ug/l	245	1,590	1,340	394	327	1,000	1,500	248
Mercury	0.7 ST	7439-97-6	ug/l	0.3 U	0.1 U	0.1 U	NA	0.1 U	NA	NA	0.10 U
Nickel	100 ST	7440-02-0	ug/l	4.3	3.5	2.5	NA	8.4 B	NA	NA	14.7 B
Potassium	-	7440-09-7	ug/l	3,870	2,690	2,270	1,640 B	1,740 B	1,830 B	2,050 B	14700
Selenium	10 ST	7782-49-2	ug/l	8.4 U	1.7 U	1.5 U	NA	2.4 U	NA	NA	3.8 U
Silver	50 ST	7440-22-4	ug/l	2.8 U	1.7	1.6 U	NA	1 U	NA	NA	1 U
Sodium	20,000 ST	7440-23-5	ug/l	11,100	13,200	10,400	6,680	9,510	11,400	12,600	78,800
Thallium	0.5 GV	7440-28-0	ug/l	2.3 U	2.3 U	2.8 U	NA	4.2 U	NA	NA	2.5 U
Vanadium	-	7440-62-2	ug/l	2.6 U	0.95	1.7 U	NA	0.6 U	NA	NA	1.8 U
Zinc	2,000 ST	7440-66-6	ug/l	100	5.4	4.1	NA	51.4	NA	NA	8.6
Cyanide	200 ST	0057-12-5	ug/l	10 U	10 U	5 U	NA	10 U	NA	NA	10 U
Iron + Manganese	500 ST	-	ug/l	436	1,614.1	1,350.2	707	457	1,063.3	1,538	1,156

NOTES:

NS: Not sampled.

Concentration exceeds Standard/Guidance Value.

U: Analyzed for but not detected, value shown is instrument detection limit.

NA: Not analyzed.

B: Concentration is above instrument detection limit but below contract required detection limit.

U*: Result qualified as non-detect based on validation criteria

ST: Standard.

GV: Guidance value.

Appendix A-2

SONIA ROAD LANDFILL
POST CLOSURE GROUNDWATER MONITORING PROGRAM
HISTORIC AND CURRENT SAMPLE RESULTS
INORGANIC PARAMETERS

CONSTITUENT	NYSDEC Class GA Groundwater Standards/ Guidance Values	CAS #	SITE: DATE: UNITS:	MW-11I 11/13/2003 (ug/l)	MW-11I 3/1/2004 (ug/l)	MW-11I 5/21/2004 (ug/l)	MW-11I 8/24/2004 (ug/l)	MW-11I 11/11/2004 (ug/l)	MW-11I 2/24/2005 (ug/l)	MW-11I 5/26/2005 (ug/l)	MW-11I 8/25/2005 (ug/l)
Aluminum	-	7429-90-5	ug/l	NA	NA	16.3 U	NA	NA	384	NA	NA
Antimony	3 GV	7440-36-0	ug/l	NA	NA	2.4 U	NA	NA	3.6 U	NA	NA
Arsenic	25 ST	7440-38-2	ug/l	NA	NA	3.6 U	NA	NA	2.5 U	NA	NA
Barium	1,000 ST	7440-39-3	ug/l	NA	NA	8.8 B	NA	NA	9.8 B	NA	NA
Beryllium	3 GV	7440-41-7	ug/l	NA	NA	0.2 U	NA	NA	0.19 U	NA	NA
Boron	1,000 ST	7440-42-8	ug/l	NA	NA	148 B	NA	NA	327	NA	NA
Cadmium	5 ST	7440-43-9	ug/l	0.3 U	0.29 B	0.3 U	0.23 B	0.26 B	0.78 B	0.65 U	0.65 U
Calcium	-	7440-70-2	ug/l	7,960	16,400	14,000	12,000	12,400	15,000	15,200	10,900
Chromium Hexavalent	50 ST	18540-29-9	ug/l	NA	NA	20 U	NA	NA	20 U	NA	NA
Chromium Total	50 ST	7440-47-3	ug/l	NA	NA	0.6 U	NA	NA	1.9 B	NA	NA
Cobalt	-	7440-48-4	ug/l	NA	NA	25.9 B	NA	NA	26.9 B	NA	NA
Copper	200 ST	7440-50-8	ug/l	NA	NA	3.8 B	NA	NA	3.1 B	NA	NA
Iron	300 ST	7439-89-6	ug/l	56.5 B	31.2 B	29.7 B	26.2 B	30 B	410	25.6 B	53.4 B
Lead	25 ST	7439-92-1	ug/l	1.2 B	1.6 U	1.2 U	0.70 U	1.1 U	2.2 B	2.4 B	1.7 U
Magnesium	35,000 GV	7439-95-4	ug/l	1,400 B	2,840 B	2,480 B	2,300 B	2,250 B	2,550 B	2,860 B	2,140 B
Manganese	300 ST	7439-96-5	ug/l	247	1,630	1,350	1,430	1,920	353	2,360	1,780
Mercury	0.7 ST	7439-97-6	ug/l	NA	NA	0.1 U	NA	NA	0.1 U	NA	NA
Nickel	100 ST	7440-02-0	ug/l	NA	NA	33.8 B	NA	NA	15.4 B	NA	NA
Potassium	-	7440-09-7	ug/l	1,420 B	1,690 B	1,300 B	1,720 B	1,510 B	1,490 B	1,500 B	1,160 B
Selenium	10 ST	7782-49-2	ug/l	NA	NA	2.6 B	NA	NA	3.0 U	NA	NA
Silver	50 ST	7440-22-4	ug/l	NA	NA	0.5 U	NA	NA	0.8 B	NA	NA
Sodium	20,000 ST	7440-23-5	ug/l	13,900	14,400	6,370	7,180	8,760	9,660	12,300	11,900
Thallium	0.5 GV	7440-28-0	ug/l	NA	NA	2.8 U	NA	NA	2.7 U	NA	NA
Vanadium	-	7440-62-2	ug/l	NA	NA	1.7 U	NA	NA	1.8 U	NA	NA
Zinc	2,000 ST	7440-66-6	ug/l	NA	NA	4.7 B	NA	NA	76.9	NA	NA
Cyanide	200 ST	0057-12-5	ug/l	NA	NA	10 U	NA	NA	10 U	NA	NA
Iron + Manganese	500 ST*	-	ug/l	303.5	1,661.2	1,379.7	1,456.2	1,930	765	2,385.6	1,833.4

NOTES:

NS: Not sampled.

Concentration exceeds Standard/Guidance Value.

U: Analyzed for but not detected, value shown is instrument detection limit.

NA: Not analyzed.

B: Concentration is above instrument detection limit but below contract required detection limit.

U*: Result qualified as non-detect based on validation criteria

ST: Standard.

GV: Guidance value.

Appendix A-2

SONIA ROAD LANDFILL
POST CLOSURE GROUNDWATER MONITORING PROGRAM
HISTORIC AND CURRENT SAMPLE RESULTS
INORGANIC PARAMETERS

CONSTITUENT	NYSDEC Class GA Groundwater Standards/ Guidance Values	CAS #	SITE: DATE: UNITS:	MW-111 11/28/2005 (ug/l)	MW-111 2/27/2006 (ug/l)	MW-111 5/19/2006 (ug/l)	MW-111 8/11/2006 (ug/l)	MW-111 11/29/2006 (ug/l)	MW-111 2/28/2007 (ug/l)	MW-111 (ug/l)	MW-111 (ug/l)
Aluminum	-	7429-90-5	ug/l	NA	NA	NA	NA	45.0 B	35.3 B		
Antimony	3 GV	7440-36-0	ug/l	NA	NA	NA	NA	3.2 U	3.2 U		
Arsenic	25 ST	7440-38-2	ug/l	NA	NA	NA	NA	2.9 U	2.9 B		
Barium	1,000 ST	7440-39-3	ug/l	NA	NA	NA	NA	7.1 B	6.4 U		
Beryllium	3 GV	7440-41-7	ug/l	NA	NA	NA	NA	0.17 U	0.17 U		
Boron	1,000 ST	7440-42-8	ug/l	NA	NA	NA	NA	53.8 B	55.8 B		
Cadmium	5 ST	7440-43-9	ug/l	0.43 U	0.26 U	0.34 U	0.34 U	0.28 U	0.75 B		
Calcium	-	7440-70-2	ug/l	9,880	13,100	8,580	6,530	4,950 B	3,660 B		
Chromium Hexavalent	50 ST	18540-29-9	ug/l	NA	NA	NA	NA	0.02 U	0.02 U		
Chromium Total	50 ST	7440-47-3	ug/l	NA	NA	NA	NA	0.50 U	0.57 B		
Cobalt	-	7440-48-4	ug/l	NA	NA	NA	NA	1.3 U	1.3 U		
Copper	200 ST	7440-50-8	ug/l	NA	NA	NA	NA	2.2 B	1.5 B		
Iron	300 ST	7439-89-6	ug/l	12.6 B	28.2 B	22.1 B	28.6 B	140	69.0 B		
Lead	25 ST	7439-92-1	ug/l	1.6 U	1.3 U	1.9 U	1.9 U	1.5 U	1.5 U		
Magnesium	35,000 GV	7439-95-4	ug/l	1,960 B	2,780 B	1,590 B	1,190 B	996 B	752 B		
Manganese	300 ST	7439-96-5	ug/l	1,700	2,560	1,870	1,460	971	138		
Mercury	0.7 ST	7439-97-6	ug/l	NA	NA	NA	NA	0.1 U	0.10 U		
Nickel	100 ST	7440-02-0	ug/l	NA	NA	NA	NA	1.8 U	1.8 U		
Potassium	-	7440-09-7	ug/l	1,170 B	1,910 B	1,350 B	2,100 B	1,230 B	1,470 B		
Selenium	10 ST	7782-49-2	ug/l	NA	NA	NA	NA	1.7 U	1.7 U		
Silver	50 ST	7440-22-4	ug/l	NA	NA	NA	NA	0.38 U	0.38 U		
Sodium	20,000 ST	7440-23-5	ug/l	10,400	14,500	13,700	10,500	8,020	8,330		
Thallium	0.5 GV	7440-28-0	ug/l	NA	NA	NA	NA	2.9 U	3.9 B		
Vanadium	-	7440-62-2	ug/l	NA	NA	NA	NA	1.4 U	1.4 U		
Zinc	2,000 ST	7440-66-6	ug/l	NA	NA	NA	NA	177	U*		
Cyanide	200 ST	0057-12-5	ug/l	NA	NA	NA	NA	10.0 U	10.0 U		
Iron + Manganese	500 ST*	-	ug/l	1,712.6	2,588.2	1,892.1	1,488.6	1,111	207		

NOTES:

NS: Not sampled.

Concentration exceeds Standard/Guidance Value.

U: Analyzed for but not detected, value shown is instrument detection limit.

NA: Not analyzed.

B: Concentration is above instrument detection limit but below contract required detection limit.

U*: Result qualified as non-detect based on validation criteria

ST: Standard.

GV: Guidance value.

Appendix A-2

SONIA ROAD LANDFILL
POST CLOSURE GROUNDWATER MONITORING PROGRAM
HISTORIC AND CURRENT SAMPLE RESULTS
INORGANIC PARAMETERS

CONSTITUENT	NYSDEC Class GA Groundwater Standards/ Guidance Values	CAS #	SITE: DATE: UNITS:	MW-11S 10/31/1997 (ug/l)	MW-11S 12/13/2000 (ug/l)	MW-11S 2/7/2001 (ug/l)	MW-11S 8/22/2002 (ug/l)	MW-11S 11/21/2002 (ug/l)	MW-11S 3/6/2003 (ug/l)	MW-11S 6/4/2003 (ug/l)	MW-11S 8/21/2003 (ug/l)
Aluminum	-	7429-90-5	ug/l	703	31.7	47.7	NA	127 B	NA	NA	17.4 B
Antimony	3 GV	7440-36-0	ug/l	3 U	1.7 U	12.3 U	NA	3.1 U	NA	NA	3.5 U
Arsenic	25 ST	7440-38-2	ug/l	2.4 U	2.5 U	1.9 U	NA	4.5 U	NA	NA	3.2 U
Barium	1,000 ST	7440-39-3	ug/l	30.5	27.3	24.1	NA	28.3 B	NA	NA	8.8 B
Beryllium	3 GV	7440-41-7	ug/l	0.1 U	0.1 U	0.1 U	NA	0.4 U	NA	NA	0.20 U
Boron	1,000 ST	7440-42-8	ug/l	NA	635	630	NA	206	NA	NA	160
Cadmium	5 ST	7440-43-9	ug/l	0.3 U	0.4 U	0.2 U	0.10 U	0.5 U	0.10 U	0.10 U	0.30 U
Calcium	-	7440-70-2	ug/l	39,100	58,600	53,800	46,600	51,800	51,500	78,300	9,900
Chromium Hexavalent	50 ST	18540-29-9	ug/l	20 U	20 U	20 U	NA	20 U	NA	NA	20 U
Chromium Total	50 ST	7440-47-3	ug/l	0.73	3.5 U	9.8	NA	38.9	NA	NA	0.70 U
Cobalt	-	7440-48-4	ug/l	2.1	1.4	1.8	NA	1.8 B	NA	NA	18.2 B
Copper	200 ST	7440-50-8	ug/l	3.2	3.2	3	NA	2.9 B	NA	NA	1.8 B
Iron	300 ST	7439-89-6	ug/l	739	45.6	65.1	4,820	575	271	193	107
Lead	25 ST	7439-92-1	ug/l	1 U	1.4 U	1.1 U	0.80 U	1.4 U	1.5 U	1.5 B	0.80 U
Magnesium	35,000 GV	7439-95-4	ug/l	4,000	6,250	5,770	4090 B	5,250	5,880	7,590	1750 B
Manganese	300 ST	7439-96-5	ug/l	1,820	5,290	4,340	1,230	1,270	843	541	624
Mercury	0.7 ST	7439-97-6	ug/l	0.1 U	0.1 U	0.1 U	NA	0.1 U	NA	NA	0.10 U
Nickel	100 ST	7440-02-0	ug/l	2.6	3.1	3.3	NA	3.9 B	NA	NA	39.3 B
Potassium	-	7440-09-7	ug/l	8,620	9,070	7,980	6,970	6,570	9,540	15,100	1390 B
Selenium	10 ST	7782-49-2	ug/l	2.8 U	3	3	NA	2.4 U	NA	NA	3.8 U
Silver	50 ST	7440-22-4	ug/l	0.9 U	3.6	1.6 U	NA	1 U	NA	NA	1 U
Sodium	20,000 ST	7440-23-5	ug/l	43,700	37,900	26,900	15,000	16,700	20,300	54,200	13,800
Thallium	0.5 GV	7440-28-0	ug/l	3.2	2.3 U	2.8 U	NA	4.2 U	NA	NA	3.2 B
Vanadium	-	7440-62-2	ug/l	1.8	0.98	1.7 U	NA	0.97 B	NA	NA	1.8 U
Zinc	2,000 ST	7440-66-6	ug/l	12.7	2.2 U	3.6 U	NA	15.2 B	NA	NA	6.6 B
Cyanide	200 ST	0057-12-5	ug/l	10 U	10 U	5 U	NA	10 U	NA	NA	10 U
Iron + Manganese	500 ST	-	ug/l	2,559	5,333.6	4,405.1	6,050	1,845	1,114	734	731

NOTES:

NS: Not sampled.

Concentration exceeds Standard/Guidance Value.

U: Analyzed for but not detected, value shown is instrument detection limit.

NA: Not analyzed.

B: Concentration is above instrument detection limit but below contract required detection limit.

U*: Result qualified as non-detect based on validation criteria

ST: Standard.

GV: Guidance value.

Appendix A-2

SONIA ROAD LANDFILL
POST CLOSURE GROUNDWATER MONITORING PROGRAM
HISTORIC AND CURRENT SAMPLE RESULTS
INORGANIC PARAMETERS

CONSTITUENT	NYSDEC Class GA Groundwater Standards/ Guidance Values	CAS #	SITE: DATE: UNITS:	MW-11S 11/13/2003 (ug/l)	MW-11S 3/1/2004 (ug/l)	MW-11S 5/21/2004 (ug/l)	MW-11S 8/24/2004 (ug/l)	MW-11S 11/11/2004 (ug/l)	MW-11S 2/24/2005 (ug/l)	MW-11S 5/26/2005 (ug/l)	MW-11S 8/25/2005 (ug/l)
Aluminum	-	7429-90-5	ug/l	NA	NA	39.9 B	NA	NA	153 B	NA	NA
Antimony	3 GV	7440-36-0	ug/l	NA	NA	2.4 U	NA	NA	3.6 U	NA	NA
Arsenic	25 ST	7440-38-2	ug/l	NA	NA	3.6 U	NA	NA	2.5 U	NA	NA
Barium	1,000 ST	7440-39-3	ug/l	NA	NA	31.4 B	NA	NA	28.8 B	NA	NA
Beryllium	3 GV	7440-41-7	ug/l	NA	NA	0.2 U	NA	NA	0.19 U	NA	NA
Boron	1,000 ST	7440-42-8	ug/l	NA	NA	176 B	NA	NA	324	NA	NA
Cadmium	5 ST	7440-43-9	ug/l	0.3 U	0.20 U	0.3 U	0.20 U	0.23 U	0.23 B	0.65 U	0.65 U
Calcium	-	7440-70-2	ug/l	66,600	94,900	53,300	63,600	72,800	73,000	63,500	58,000
Chromium Hexavalent	50 ST	18540-29-9	ug/l	NA	NA	20 U	NA	NA	20 U	NA	NA
Chromium Total	50 ST	7440-47-3	ug/l	NA	NA	64.7	NA	NA	36.5	NA	NA
Cobalt	-	7440-48-4	ug/l	NA	NA	1.8 B	NA	NA	2.8 B	NA	NA
Copper	200 ST	7440-50-8	ug/l	NA	NA	8 B	NA	NA	5.9 B	NA	NA
Iron	300 ST	7439-89-6	ug/l	636	1,310	772	40.4 B	67.9 B	708	392	160
Lead	25 ST	7439-92-1	ug/l	1.1 U	1.6 U	1.2 U	0.70 U	1.1 U	1.1 U	3.4	1.7 U
Magnesium	35,000 GV	7439-95-4	ug/l	5,100	7,510	5,430	5,180	5,330	6,110	5,590	4,930 B
Manganese	300 ST	7439-96-5	ug/l	207	172	348	239	319	432	594	1,240
Mercury	0.7 ST	7439-97-6	ug/l	NA	NA	0.1 U	NA	NA	0.1 U	NA	NA
Nickel	100 ST	7440-02-0	ug/l	NA	NA	10.2 B	NA	NA	5.5 B	NA	NA
Potassium	-	7440-09-7	ug/l	15,100	13,700	12,000	15,100	13,000	12,700	9,800	9,520
Selenium	10 ST	7782-49-2	ug/l	NA	NA	2.3 B	NA	NA	3.0 U	NA	NA
Silver	50 ST	7440-22-4	ug/l	NA	NA	0.5 U	NA	NA	0.75 U	NA	NA
Sodium	20,000 ST	7440-23-5	ug/l	70,700	47,700	34,300	45,400	32,900	42,300	39,900	41,800
Thallium	0.5 GV	7440-28-0	ug/l	NA	NA	2.8 U	NA	NA	2.7 U	NA	NA
Vanadium	-	7440-62-2	ug/l	NA	NA	1.7 U	NA	NA	1.8 U	NA	NA
Zinc	2,000 ST	7440-66-6	ug/l	NA	NA	3.9 B	NA	NA	46.3	NA	NA
Cyanide	200 ST	0057-12-5	ug/l	NA	NA	10 U	NA	NA	10 U	NA	NA
Iron + Manganese	500 ST*	-	ug/l	843	1,482	1,120	279.4	386.9	1,140	986	1,400

NOTES:

NS: Not sampled.

Concentration exceeds Standard/Guidance Value.

U: Analyzed for but not detected, value shown is instrument detection limit.

NA: Not analyzed.

B: Concentration is above instrument detection limit but below contract required detection limit.

U*: Result qualified as non-detect based on validation criteria

ST: Standard.

GV: Guidance value.

Appendix A-2

SONIA ROAD LANDFILL
POST CLOSURE GROUNDWATER MONITORING PROGRAM
HISTORIC AND CURRENT SAMPLE RESULTS
INORGANIC PARAMETERS

CONSTITUENT	NYSDEC Class GA Groundwater Standards/ Guidance Values	CAS #	SITE: DATE: UNITS:	MW-11S	MW-11S	MW-11S	MW-11S	MW-11S	MW-11S	MW-11S	MW-11S
				11/28/2005 (ug/l)	2/27/2006 (ug/l)	5/19/2006 (ug/l)	8/11/2006 (ug/l)	11/29/2006 (ug/l)	2/23/2007 (ug/l)	(ug/l)	(ug/l)
Aluminum	-	7429-90-5	ug/l	NA	NA	NA	NA	22.7 B	3,680		
Antimony	3 GV	7440-36-0	ug/l	NA	NA	NA	NA	3.2 U	3.2 U		
Arsenic	25 ST	7440-38-2	ug/l	NA	NA	NA	NA	2.9 U	3.0 B		
Barium	1,000 ST	7440-39-3	ug/l	NA	NA	NA	NA	27.4 B	60.7 B		
Beryllium	3 GV	7440-41-7	ug/l	NA	NA	NA	NA	0.17	0.19 B		
Boron	1,000 ST	7440-42-8	ug/l	NA	NA	NA	NA	86.3 B	82.4 B		
Cadmium	5 ST	7440-43-9	ug/l	0.43 U	0.26 U	0.34 U	0.34 U	0.28 U	0.28 U		
Calcium	-	7440-70-2	ug/l	87,000	77,600	54,800	65,900	41,500	45,000		
Chromium Hexavalent	50 ST	18540-29-9	ug/l	NA	NA	NA	NA	0.02U	0.02 U		
Chromium Total	50 ST	7440-47-3	ug/l	NA	NA	NA	NA	1.2 B	24*		
Cobalt	-	7440-48-4	ug/l	NA	NA	NA	NA	1.3 U	7.9 B		
Copper	200 ST	7440-50-8	ug/l	NA	NA	NA	NA	3.1 B	15.7 B		
Iron	300 ST	7439-89-6	ug/l	37.2 B	150	85.3 B	286	90.0 B	4,950		
Lead	25 ST	7439-92-1	ug/l	1.6 U	1.3 U	1.9 U	1.9 U	1.5 U	6.4		
Magnesium	35,000 GV	7439-95-4	ug/l	8,110	7,360	5,590	6,800	5,310	6,290		
Manganese	300 ST	7439-96-5	ug/l	1,290	1,970	1,800	1,720	2,710	3,830		
Mercury	0.7 ST	7439-97-6	ug/l	NA	NA	NA	NA	0.1U	0.12 B		
Nickel	100 ST	7440-02-0	ug/l	NA	NA	NA	NA	1.8 U	22.0 B		
Potassium	-	7440-09-7	ug/l	14,600	16,100	14,000	17,200	13,600	17,000		
Selenium	10 ST	7782-49-2	ug/l	NA	NA	NA	NA	1.7 U	1.7 U		
Silver	50 ST	7440-22-4	ug/l	NA	NA	NA	NA	0.38 U	0.38 U		
Sodium	20,000 ST	7440-23-5	ug/l	46,900	47,500	32,300	56,300	46,200	47,900		
Thallium	0.5 GV	7440-28-0	ug/l	NA	NA	NA	NA	2.9 U	2.9 U		
Vanadium	-	7440-62-2	ug/l	NA	NA	NA	NA	1.4 U	8.9 B		
Zinc	2,000 ST	7440-66-6	ug/l	NA	NA	NA	NA	39.7	52.5		
Cyanide	200 ST	0057-12-5	ug/l	NA	NA	NA	NA	10.0 U	10.0 U		
Iron + Manganese	500 ST*	-	ug/l	1,327.2	2,120	1,885	2,006	2,800	8,730		

NOTES:

NS: Not sampled.

Concentration exceeds Standard/Guidance Value.

U: Analyzed for but not detected, value shown is instrument detection limit.

NA: Not analyzed.

B: Concentration is above instrument detection limit but below contract required detection limit.

U*: Result qualified as non-detect based on validation criteria

ST: Standard.

GV: Guidance value.

Appendix A-2

**SONIA ROAD LANDFILL
POST CLOSURE GROUNDWATER MONITORING PROGRAM
HISTORIC AND CURRENT SAMPLE RESULTS
INORGANIC PARAMETERS**

CONSTITUENT	NYSDEC Class GA Groundwater Standards/ Guidance Values	CAS #	SITE: DATE: UNITS:	MW-12D 10/31/1997 (ug/l)	MW-12D 12/8/2000 (ug/l)	MW-12D 2/7/2001 (ug/l)	MW-12D 8/22/2002 (ug/l)	MW-12D 11/21/2002 (ug/l)	MW-12D 3/6/2003 (ug/l)	MW-12D 6/4/2003 (ug/l)	MW-12D 8/21/2003 (ug/l)
Aluminum	-	7429-90-5	ug/l	288	14.9	18.6	NA	43.5 B	NA	NA	19.9 B
Antimony	3 GV	7440-36-0	ug/l	3 U	1.7 U	12.3 U	NA	3.1 U	NA	NA	3.5 U
Arsenic	25 ST	7440-38-2	ug/l	2.4 U	2.5 U	1.9 U	NA	4.5 U	NA	NA	3.2 U
Barium	1,000 ST	7440-39-3	ug/l	6.5	1.5	2.9 U	NA	3.4 B	NA	NA	2.2 B
Beryllium	3 GV	7440-41-7	ug/l	0.1 U	0.1 U	0.1 U	NA	0.4 U	NA	NA	0.20 U
Boron	1,000 ST	7440-42-8	ug/l	NA	29.4	25.2	NA	16.1 B	NA	NA	24.8 B
Cadmium	5 ST	7440-43-9	ug/l	0.3 U	0.4 U	0.2 U	0.10 U	0.5 U	0.10 U	0.10 U	0.30 U
Calcium	-	7440-70-2	ug/l	8,460	3,180	3,660	2,580 B	3,860 B	5,990	6,940	6,600
Chromium Hexavalent	50 ST	18540-29-9	ug/l	20 U	20 U	20 U	NA	20 U	NA	NA	20 U
Chromium Total	50 ST	7440-47-3	ug/l	0.87	3.5 U	1	NA	2 B	NA	NA	0.70 U
Cobalt	-	7440-48-4	ug/l	1.1 U	0.9 U	1.7 U	NA	1 U	NA	NA	2.1 U
Copper	200 ST	7440-50-8	ug/l	2.4	1.5 U	1.5 U	NA	1.8 B	NA	NA	1.1 U
Iron	300 ST	7439-89-6	ug/l	312	20.9	16.5	129	132	12.4 B	33.2 B	23.6 U
Lead	25 ST	7439-92-1	ug/l	1 U	1.4 U	1.1 U	0.80 U	1.4 U	1.5 U	1.5 U	0.80 U
Magnesium	35,000 GV	7439-95-4	ug/l	2,330	1,520	1,760	1,000 B	1,590 B	2,630 B	3,080 B	2,900 B
Manganese	300 ST	7439-96-5	ug/l	82.5	1.8	1.4	11.6 B	4.7 B	3.9 B	1.9 B	1.3 B
Mercury	0.7 ST	7439-97-6	ug/l	0.1 U	0.1 U	0.1 U	NA	0.1 U	NA	NA	0.10 U
Nickel	100 ST	7440-02-0	ug/l	1.3 U	1.9 U	1.4 U	NA	1.5 B	NA	NA	1.5 U
Potassium	-	7440-09-7	ug/l	837	554	673	552 B	438 B	551 B	833 B	481 B
Selenium	10 ST	7782-49-2	ug/l	2.8 U	1.7 U	1.5 U	NA	2.4 U	NA	NA	3.8 U
Silver	50 ST	7440-22-4	ug/l	0.9 U	1.4	1.6 U	NA	1 U	NA	NA	1 U
Sodium	20,000 ST	7440-23-5	ug/l	8,400	8,610	9,340	6,450	6,010	5,770	6,120	5,490
Thallium	0.5 GV	7440-28-0	ug/l	2.6 U	2.3 U	2.8 U	NA	4.2 U	NA	NA	2.5 U
Vanadium	-	7440-62-2	ug/l	1.2	0.7 U	1.7 U	NA	0.60 U	NA	NA	1.8 U
Zinc	2,000 ST	7440-66-6	ug/l	311	2.2 U	3.6 U	NA	24.1	NA	NA	2.4 B
Cyanide	200 ST	0057-12-5	ug/l	10 U	10 U	5 U	NA	10 U	NA	NA	10 U
Iron + Manganese	500 ST	-	ug/l	394.5	22.7	17.9	129	136.7	16.3	35.1	24.9

NOTES:

NS: Not sampled.

Concentration exceeds Standard/Guidance Value.

U: Analyzed for but not detected, value shown is instrument detection limit.

NA: Not analyzed.

B: Concentration is above instrument detection limit but below contract required detection limit.

U*: Result qualified as non-detect based on validation criteria

ST: Standard.

GV: Guidance value.


Appendix A-2

**SONIA ROAD LANDFILL
POST CLOSURE GROUNDWATER MONITORING PROGRAM
HISTORIC AND CURRENT SAMPLE RESULTS
INORGANIC PARAMETERS**

CONSTITUENT	NYSDEC Class GA Groundwater Standards/ Guidance Values	CAS #	SITE: DATE: UNITS:	MW-12D	MW-12D	MW-12D	MW-12D	MW-12D	MW-12D	MW-12D	MW-12D
				11/13/2003	3/1/2004	5/21/2004	8/24/2004	11/11/2004	2/24/2005	5/26/2005	8/25/2005
				(ug/l)	(ug/l)	(ug/l)	(ug/l)	(ug/l)	(ug/l)	(ug/l)	(ug/l)
Aluminum	-	7429-90-5	ug/l	NA	NA	16.3 U	NA	NA	73.7 B	NA	NA
Antimony	3 GV	7440-36-0	ug/l	NA	NA	2.4 U	NA	NA	3.6 U	NA	NA
Arsenic	25 ST	7440-38-2	ug/l	NA	NA	3.6 U	NA	NA	2.5 U	NA	NA
Barium	1,000 ST	7440-39-3	ug/l	NA	NA	4 U	NA	NA	1.7 U	NA	NA
Beryllium	3 GV	7440-41-7	ug/l	NA	NA	0.2 U	NA	NA	0.19 U	NA	NA
Boron	1,000 ST	7440-42-8	ug/l	NA	NA	19.4 B	NA	NA	30.6 B	NA	NA
Cadmium	5 ST	7440-43-9	ug/l	0.3 U	0.57 B	0.3 U	0.20 U	0.23 U	0.23 U	0.65 U	0.68 B
Calcium	-	7440-70-2	ug/l	5,460	4,550 B	3,540 B	3,870 B	3,910 B	3,870 B	3,050 B	2,870 B
Chromium Hexavalent	50 ST	18540-29-9	ug/l	NA	NA	20 U	NA	NA	20 U	NA	NA
Chromium Total	50 ST	7440-47-3	ug/l	NA	NA	0.89 B	NA	NA	1.1 B	NA	NA
Cobalt	-	7440-48-4	ug/l	NA	NA	1.5 U	NA	NA	1.3 U	NA	NA
Copper	200 ST	7440-50-8	ug/l	NA	NA	2 B	NA	NA	1.1 U	NA	NA
Iron	300 ST	7439-89-6	ug/l	21.9 B	58.3 B	33 B	98.1 B	4.0 B	30.8 B	20.2 B	57.3 B
Lead	25 ST	7439-92-1	ug/l	1.3 B	1.6 U	1.2 U	0.70 U	1.1 U	1.1 U	1.7	2.4 B
Magnesium	35,000 GV	7439-95-4	ug/l	2,340 B	1,940 B	1,530 B	1,720 B	1,660 B	1,640 B	1,250 B	1,210 B
Manganese	300 ST	7439-96-5	ug/l	1.8 B	3.1 B	2.6 B	1.4 B	0.58 B	1.0 B	1.2 U	1.9 B
Mercury	0.7 ST	7439-97-6	ug/l	NA	NA	0.1 U	NA	NA	0.1 U	NA	NA
Nickel	100 ST	7440-02-0	ug/l	NA	NA	1.6 U	NA	NA	1.2 U	NA	NA
Potassium	-	7440-09-7	ug/l	440 B	474 B	403 B	692 B	597 B	591 B	446 B	415 B
Selenium	10 ST	7782-49-2	ug/l	NA	NA	2.1 U	NA	NA	3.0 U	NA	NA
Silver	50 ST	7440-22-4	ug/l	NA	NA	0.5 U	NA	NA	0.75 U	NA	NA
Sodium	20,000 ST	7440-23-5	ug/l	5,090	5,530	4,890 B	5,690	6,310	6,750	5,950	6,750
Thallium	0.5 GV	7440-28-0	ug/l	NA	NA	2.8 U	NA	NA	2.7 U	NA	NA
Vanadium	-	7440-62-2	ug/l	NA	NA	1.7 U	NA	NA	1.8 U	NA	NA
Zinc	2,000 ST	7440-66-6	ug/l	NA	NA	3 B	NA	NA	56.6	NA	NA
Cyanide	200 ST	0057-12-5	ug/l	NA	NA	10 U	NA	NA	10.0 U	NA	NA
Iron + Manganese	500 ST*	-	ug/l	23.7	61.4	35.6	99.5	4.58	31.8	21.4	59.2

NOTES:

NS: Not sampled.

 Concentration exceeds Standard/Guidance Value.

U: Analyzed for but not detected, value shown is instrument detection limit.

NA: Not analyzed.

B: Concentration is above instrument detection limit but below contract required detection limit.

U*: Result qualified as non-detect based on validation criteria

ST: Standard.

GV: Guidance value.

Appendix A-2

SONIA ROAD LANDFILL
POST CLOSURE GROUNDWATER MONITORING PROGRAM
HISTORIC AND CURRENT SAMPLE RESULTS
INORGANIC PARAMETERS

CONSTITUENT	NYSDEC Class GA Groundwater Standards/ Guidance Values	CAS #	SITE: DATE: UNITS:	MW-12D 11/28/2005 (ug/l)	MW-12D 2/27/2006 (ug/l)	MW-12D 5/19/2006 (ug/l)	MW-12D 8/11/2006 (ug/l)	MW-12D 11/29/2006 (ug/l)	MW-12D 2/23/2007 (ug/l)	MW-12D (ug/l)	MW-12D (ug/l)
Aluminum	-	7429-90-5	ug/l	NA	NA	NA	NA	37.4 B	795		
Antimony	3 GV	7440-36-0	ug/l	NA	NA	NA	NA	3.2 U	3.2 U		
Arsenic	25 ST	7440-38-2	ug/l	NA	NA	NA	NA	2.9 U	3.0 B		
Barium	1,000 ST	7440-39-3	ug/l	NA	NA	NA	NA	6.4 U	71.3 B		
Beryllium	3 GV	7440-41-7	ug/l	NA	NA	NA	NA	0.17 U	0.17 U		
Boron	1,000 ST	7440-42-8	ug/l	NA	NA	NA	NA	16.8 B	22.2 B		
Cadmium	5 ST	7440-43-9	ug/l	0.43 U	0.26 U	0.34 U	0.34 U	0.28 U	0.28 U		
Calcium	-	7440-70-2	ug/l	3,790 B	4,650 B	5,070	4,950 B	5,790	13,000		
Chromium Hexavalent	50 ST	18540-29-9	ug/l	NA	NA	NA	NA	0.02 U	0.02 U		
Chromium Total	50 ST	7440-47-3	ug/l	NA	NA	NA	NA	0.50 U	3.2 B		
Cobalt	-	7440-48-4	ug/l	NA	NA	NA	NA	1.3 U	1.3 B		
Copper	200 ST	7440-50-8	ug/l	NA	NA	NA	NA	0.88 U	7.2 B		
Iron	300 ST	7439-89-6	ug/l	59.5 B	55.0 B	67.0 B	14.2 B	66.3 B	1,170		
Lead	25 ST	7439-92-1	ug/l	1.6 U	1.3 B	2.6 B	1.9 U	1.5 U	12.1		
Magnesium	35,000 GV	7439-95-4	ug/l	1,610 B	2,110 B	2,130 B	2,170 B	2,790 B	3,830 B		
Manganese	300 ST	7439-96-5	ug/l	2.9 B	2.5 B	3.6 B	1.6 B	3.0 U	35.5		
Mercury	0.7 ST	7439-97-6	ug/l	NA	NA	NA	NA	0.1U	0.12 B		
Nickel	100 ST	7440-02-0	ug/l	NA	NA	NA	NA	1.8 U	2.1 B		
Potassium	-	7440-09-7	ug/l	513 B	736 B	559 B	1640 B	651 B	1,100 B		
Selenium	10 ST	7782-49-2	ug/l	NA	NA	NA	NA	1.7 U	1.7 U		
Silver	50 ST	7440-22-4	ug/l	NA	NA	NA	NA	0.38 U	0.38 U		
Sodium	20,000 ST	7440-23-5	ug/l	7,180	7,230	7,200	6,930	6,290	7,200		
Thallium	0.5 GV	7440-28-0	ug/l	NA	NA	NA	NA	2.9 U	3.5 B		
Vanadium	-	7440-62-2	ug/l	NA	NA	NA	NA	1.4 U	2.5 B		
Zinc	2,000 ST	7440-66-6	ug/l	NA	NA	NA	NA	40.3	63.5		
Cyanide	200 ST	0057-12-5	ug/l	NA	NA	NA	NA	10.0 U	10.0 U		
Iron + Manganese	500 ST*	-	ug/l	62.4	57.5	69.6	15.8	66.3	1,205.3		

NOTES:

NS: Not sampled.

Concentration exceeds Standard/Guidance Value.

U: Analyzed for but not detected, value shown is instrument detection limit.

NA: Not analyzed.

B: Concentration is above instrument detection limit but below contract required detection limit.

U*: Result qualified as non-detect based on validation criteria

ST: Standard.

GV: Guidance value.

Appendix A-2

SONIA ROAD LANDFILL
POST CLOSURE GROUNDWATER MONITORING PROGRAM
HISTORIC AND CURRENT SAMPLE RESULTS
INORGANIC PARAMETERS

CONSTITUENT	NYSDEC Class GA Groundwater Standards/ Guidance Values	CAS #	SITE: DATE: UNITS:	MW-12I 1031/1997 (ug/l)	MW-12I 12/7/2000 (ug/l)	MW-12I 2/8/2001 (ug/l)	MW-12I 8/22/2002 (ug/l)	MW-12I 11/21/2002 (ug/l)	MW-12I 3/6/2003 (ug/l)	MW-12I 6/4/2003 (ug/l)	MW-12I 8/21/2003 (ug/l)
Aluminum	-	7429-90-5	ug/l	281	38.1 B	13.5	NA	88.5 B	NA	NA	23.4 B
Antimony	3 GV	7440-36-0	ug/l	3 U	1.7 U	12.3 U	NA	3.1 U	NA	NA	3.5 U
Arsenic	25 ST	7440-38-2	ug/l	2.4 U	2.5 U	1.9 U	NA	4.5 U	NA	NA	3.2 U
Barium	1,000 ST	7440-39-3	ug/l	25.1	20.2 B	12.6	NA	16.8 B	NA	NA	4.9 B
Beryllium	3 GV	7440-41-7	ug/l	0.1 U	0.1 U	0.1 U	NA	0.4 U	NA	NA	0.20 U
Boron	1,000 ST	7440-42-8	ug/l	NA	865	423	NA	47.6 B	NA	NA	42.4 B
Cadmium	5 ST	7440-43-9	ug/l	0.3 U	0.4 U	0.2 U	0.10 U	0.5 U	0.10 U	0.10 U	0.30 U
Calcium	-	7440-70-2	ug/l	13,000	13,500	9,680	4,240 B	6,480	4,390 B	6,470	4,020 B
Chromium Hexavalent	50 ST	18540-29-9	ug/l	20 U	20 U	20 U	NA	20 U	NA	NA	20 U
Chromium Total	50 ST	7440-47-3	ug/l	0.4 U	3.5 U	0.6 U	NA	2.7 B	NA	NA	0.70 U
Cobalt	-	7440-48-4	ug/l	1.1 U	0.9 U	1.7 U	NA	1.2 B	NA	NA	2.1 U
Copper	200 ST	7440-50-8	ug/l	1	2.4 B	1.5 U	NA	2.8 B	NA	NA	1.1 U
Iron	300 ST	7439-89-6	ug/l	213	20.9 B	12.4	257	312	37.3 B	48.5 B	25.8 B
Lead	25 ST	7439-92-1	ug/l	1 U	1.4 U	1.1 U	0.80 U	1.9 B	1.5 U	1.5 U	0.80 U
Magnesium	35,000 GV	7439-95-4	ug/l	4,930	3,600 B	2,400	1,220 B	1,680 B	1,250 B	2,120 B	1,260 B
Manganese	300 ST	7439-96-5	ug/l	1,290	1,300	1,070	345	289	153	233	132
Mercury	0.7 ST	7439-97-6	ug/l	0.1 U	NA	0.1 U	NA	0.1 U	NA	NA	0.1 U
Nickel	100 ST	7440-02-0	ug/l	1.5	1.9 U	1.4 U	NA	3 B	NA	NA	1.5 U
Potassium	-	7440-09-7	ug/l	1520	2110 B	1810	915 B	1330 B	796 B	1180 B	692 B
Selenium	10 ST	7782-49-2	ug/l	2.8 U	1.7 U	1.5 U	NA	2.4 U	NA	NA	3.8 U
Silver	50 ST	7440-22-4	ug/l	0.9 U	0.65 B	1.6 U	NA	1 U	NA	NA	1 U
Sodium	20,000 ST	7440-23-5	ug/l	10,800	22,500	13900	5,820	6,080	5,320	8,590	5,990
Thallium	0.5 GV	7440-28-0	ug/l	2.6 U	2.3 U	2.8 U	NA	4.2 U	NA	NA	2.5 U
Vanadium	-	7440-62-2	ug/l	1.2 U	0.7 U	1.7 U	NA	1.4 B	NA	NA	1.8 U
Zinc	2,000 ST	7440-66-6	ug/l	39.2	13.7 B	9	NA	44.9	NA	NA	8.2 B
Cyanide	200 ST	0057-12-5	ug/l	10 U	10 U	5 U	NA	10 U	NA	NA	10 U
Iron + Manganese	500 ST	-	ug/l	1,503	1,320.9	1,082.4	602	601	190.3	281.5	157.8

NOTES:

NS: Not sampled.

Concentration exceeds Standard/Guidance Value.

U: Analyzed for but not detected, value shown is instrument detection limit.

NA: Not analyzed.

B: Concentration is above instrument detection limit but below contract required detection limit.

U*: Result qualified as non-detect based on validation criteria

ST: Standard.

GV: Guidance value.

Appendix A-2

SONIA ROAD LANDFILL
POST CLOSURE GROUNDWATER MONITORING PROGRAM
HISTORIC AND CURRENT SAMPLE RESULTS
INORGANIC PARAMETERS

CONSTITUENT	NYSDEC Class GA Groundwater Standards/ Guidance Values	CAS #	SITE: DATE: UNITS:	MW-121 11/13/2003 (ug/l)	MW-121 3/1/2004 (ug/l)	MW-121 5/21/2004 (ug/l)	MW-121 8/24/2004 (ug/l)	MW-121 11/11/2004 (ug/l)	MW-121 2/24/2005 (ug/l)	MW-121 5/26/2005 (ug/l)	MW-121 8/25/2005 (ug/l)
Aluminum	-	7429-90-5	ug/l	NA	NA	18.2 B	NA	NA	1240	NA	NA
Antimony	3 GV	7440-36-0	ug/l	NA	NA	2.4 U	NA	NA	3.6 U	NA	NA
Arsenic	25 ST	7440-38-2	ug/l	NA	NA	3.6 U	NA	NA	2.5 U	NA	NA
Barium	1,000 ST	7440-39-3	ug/l	NA	NA	6 B	NA	NA	54.7 B	NA	NA
Beryllium	3 GV	7440-41-7	ug/l	NA	NA	2 U	NA	NA	0.19 U	NA	NA
Boron	1,000 ST	7440-42-8	ug/l	NA	NA	36.8 B	NA	NA	69.9 B	NA	NA
Cadmium	5 ST	7440-43-9	ug/l	0.3 U	0.21 B	0.3 U	0.39 B	0.32 B	1.2 B	0.65 U	0.65 U
Calcium	-	7440-70-2	ug/l	4,040 B	3,880 B	3,270 B	5,770	8,850	21,700	4,200 B	6,480
Chromium Hexavalent	50 ST	18540-29-9	ug/l	NA	NA	20 U	NA	NA	20 U	NA	NA
Chromium Total	50 ST	7440-47-3	ug/l	NA	NA	0.7 B	NA	NA	6.1 B	NA	NA
Cobalt	-	7440-48-4	ug/l	NA	NA	1.5 U	NA	NA	1.3 U	NA	NA
Copper	200 ST	7440-50-8	ug/l	NA	NA	3 B	NA	NA	8.2 B	NA	NA
Iron	300 ST	7439-89-6	ug/l	30.1 B	63.3 B	61.8 B	23.2 B	50.8 B	2,410	148	122
Lead	25 ST	7439-92-1	ug/l	1.5 B	1.6 U	1.2 U	0.70 U	1.1 U	12.4	3.4	1.7 U
Magnesium	35,000 GV	7439-95-4	ug/l	1,280 B	1,160 B	982 B	1,840 B	2,470 B	2,980 B	1,030 B	1810 B
Manganese	300 ST	7439-96-5	ug/l	125	127	86.4	222	392	213	133	214
Mercury	0.7 ST	7439-97-6	ug/l	NA	NA	0.1 U	NA	NA	0.1 U	NA	NA
Nickel	100 ST	7440-02-0	ug/l	NA	NA	1.6 U	NA	NA	6.1 B	NA	NA
Potassium	-	7440-09-7	ug/l	688 B	7,571	658 B	1,280 B	1,750 B	3,620 B	973 B	1,090 B
Selenium	10 ST	7782-49-2	ug/l	NA	NA	2.5 B	NA	NA	3.0 U	NA	NA
Silver	50 ST	7440-22-4	ug/l	NA	NA	0.5 U	NA	NA	0.75 U	NA	NA
Sodium	20,000 ST	7440-23-5	ug/l	5,900	5,350	4,700 B	7,400	9,940	24,900	6,960	9,820
Thallium	0.5 GV	7440-28-0	ug/l	NA	NA	2.8 U	NA	NA	2.7 U	NA	NA
Vanadium	-	7440-62-2	ug/l	NA	NA	1.7 U	NA	NA	4.9 B	NA	NA
Zinc	2,000 ST	7440-66-6	ug/l	NA	NA	19 B	NA	NA	298	NA	NA
Cyanide	200 ST	0057-12-5	ug/l	NA	NA	10 U	NA	NA	10 U	NA	NA
Iron + Manganese	500 ST*	-	ug/l	155.1	190.3	148.2	245.2	442.8	1,023	281	336

NOTES:

NS: Not sampled.

Concentration exceeds Standard/Guidance Value.

U: Analyzed for but not detected, value shown is instrument detection limit.

NA: Not analyzed.

B: Concentration is above instrument detection limit but below contract required detection limit.

U*: Result qualified as non-detect based on validation criteria

ST: Standard.

GV: Guidance value.

Appendix A-2

SONIA ROAD LANDFILL
POST CLOSURE GROUNDWATER MONITORING PROGRAM
HISTORIC AND CURRENT SAMPLE RESULTS
INORGANIC PARAMETERS

CONSTITUENT	NYSDEC Class GA Groundwater Standards/ Guidance Values	CAS #	SITE: DATE: UNITS:	MW-121 11/28/2005 (ug/l)	MW-121 2/27/2006 (ug/l)	MW-121 5/19/2006 (ug/l)	MW-121 8/11/2006 (ug/l)	MW-121 11/29/2006 (ug/l)	MW-121 2/23/2007 (ug/l)	MW-121 (ug/l)	MW-121 (ug/l)
Aluminum	-	7429-90-5	ug/l	NA	NA	NA	NA	29.9 B	120 B		
Antimony	3 GV	7440-36-0	ug/l	NA	NA	NA	NA	3.2 U	3.2 U		
Arsenic	25 ST	7440-38-2	ug/l	NA	NA	NA	NA	2.9 U	4.1 B		
Barium	1,000 ST	7440-39-3	ug/l	NA	NA	NA	NA	20.2 B	25.0 B		
Beryllium	3 GV	7440-41-7	ug/l	NA	NA	NA	NA	0.17 U	0.17 U		
Boron	1,000 ST	7440-42-8	ug/l	NA	NA	NA	NA	142 B	88.2 B		
Cadmium	5 ST	7440-43-9	ug/l	0.43 U	0.73 B	0.34 U	0.34 U	0.28 U	3.9 B		
Calcium	-	7440-70-2	ug/l	12,600	21,900	19,000	11,100	7,900	22,900		
Chromium Hexavalent	50 ST	18540-29-9	ug/l	NA	NA	NA	NA	0.02 U	0.02 U		
Chromium Total	50 ST	7440-47-3	ug/l	NA	NA	NA	NA	0.50 U	1.3 B		
Cobalt	-	7440-48-4	ug/l	NA	NA	NA	NA	1.3 U	1.3 U		
Copper	200 ST	7440-50-8	ug/l	NA	NA	NA	NA	2.6 B	10.8 B		
Iron	300 ST	7439-89-6	ug/l	13.4 B	249	69.1 B	7.5 B	67.3 B	165		
Lead	25 ST	7439-92-1	ug/l	1.6 U	5.3	2.0 B	1.9 U	1.5 U	2.3 B		
Magnesium	35,000 GV	7439-95-4	ug/l	3,390 B	3,860 B	3,710 B	2,180 B	1,670 B	2,680 B		
Manganese	300 ST	7439-96-5	ug/l	443	389	940	585	395	3,470		
Mercury	0.7 ST	7439-97-6	ug/l	NA	NA	NA	NA	0.1U	0.12 B		
Nickel	100 ST	7440-02-0	ug/l	NA	NA	NA	NA	1.8 U	3.2 B		
Potassium	-	7440-09-7	ug/l	2,250 B	4,080 B	4,030 B	3,710 B	3,180 B	10,100		
Selenium	10 ST	7782-49-2	ug/l	NA	NA	NA	NA	1.7 U	1.7 U		
Silver	50 ST	7440-22-4	ug/l	NA	NA	NA	NA	0.38 U	0.38 U		
Sodium	20,000 ST	7440-23-5	ug/l	18,600	17,900	19,700	16,800	16,500	16,100		
Thallium	0.5 GV	7440-28-0	ug/l	NA	NA	NA	NA	2.9 U	3.5 B		
Vanadium	-	7440-62-2	ug/l	NA	NA	NA	NA	1.4 U	1.4 U		
Zinc	2,000 ST	7440-66-6	ug/l	NA	NA	NA	NA	48.5	136		
Cyanide	200 ST	0057-12-5	ug/l	NA	NA	NA	NA	10.0 U	10.0 U		
Iron + Manganese	500 ST*	-	ug/l	456.4	635	1,009.1	592.5	462.3	3,635		

NOTES:

NS: Not sampled.

Concentration exceeds Standard/Guidance Value.

ST: Standard.

GV: Guidance value.

U: Analyzed for but not detected, value shown is instrument detection limit.

NA: Not analyzed.

B: Concentration is above instrument detection limit but below contract required detection limit.

U*: Result qualified as non-detect based on validation criteria

Appendix A-2

**SONIA ROAD LANDFILL
POST CLOSURE GROUNDWATER MONITORING PROGRAM
HISTORIC AND CURRENT SAMPLE RESULTS
INORGANIC PARAMETERS**

CONSTITUENT	NYSDEC Class GA Groundwater Standards/ Guidance Values	CAS #	SITE: DATE: UNITS:	MW-12S	MW-12S	MW-12S	MW-12S	MW-12S "F"	MW-12S	MW-12S	MW-12S	MW-12S
				10/31/1997	12/7/2000	2/5/2001	8/22/2002	8/22/2002	11/21/2002	3/6/2003	6/4/2003	8/21/2003
				(ug/l)	(ug/l)	(ug/l)	(ug/l)	(ug/l)	(ug/l)	(ug/l)	(ug/l)	(ug/l)
Aluminum	-	7429-90-5	ug/l	275	135 B	109	NA	NA	182 B	NA	NA	13.9 U
Antimony	3 GV	7440-36-0	ug/l	3 U	1.7 U	12.3 U	NA	NA	3.1 U	NA	NA	3.5 U
Arsenic	25 ST	7440-38-2	ug/l	2.4 U	2.5 U	1.9 U	NA	NA	4.5 U	NA	NA	3.2 U
Barium	1,000 ST	7440-39-3	ug/l	24.7	35.5 B	32.6	NA	NA	32.7 B	NA	NA	29.1 B
Beryllium	3 GV	7440-41-7	ug/l	0.1 U	0.1 U	0.1 U	NA	NA	0.4 U	NA	NA	0.20 U
Boron	1,000 ST	7440-42-8	ug/l	NA	102	108	NA	NA	94.5 B	NA	NA	103
Cadmium	5 ST	7440-43-9	ug/l	0.3 U	0.4 U	0.2 U	0.10 U	0.10 U	0.5 U	0.10 U	0.10 U	0.30 U
Calcium	-	7440-70-2	ug/l	32,500	33,500	38,700	45,800	45,600	42,500	40,400	28,700	46,600
Chromium Hexavalent	50 ST	18540-29-9	ug/l	20 U	20 U	20 U	NA	NA	20 U	NA	NA	20 U
Chromium Total	50 ST	7440-47-3	ug/l	8.3	8.7 B	3	NA	NA	52.5	NA	NA	9.5 B
Cobalt	-	7440-48-4	ug/l	1.1 U	0.9 U	1.7 U	NA	NA	1 U	NA	NA	2.1 U
Copper	200 ST	7440-50-8	ug/l	0.7 U	3.2 B	1.5 U	NA	NA	2.8 B	NA	NA	1.3 B
Iron	300 ST	7439-89-6	ug/l	326	170	88.4	23,200	2,390	504	231	81.8 B	63.5 B
Lead	25 ST	7439-92-1	ug/l	1.0 U	1.4 U	1.1 U	2.9 B	0.8 U	1.4 U	1.5 U	1.5 U	0.80 U
Magnesium	35,000 GV	7439-95-4	ug/l	1,730	1,990 B	2,280	2,530 B	2,430 B	2,080 B	2,070 B	1,720 B	2,470 B
Manganese	300 ST	7439-96-5	ug/l	29.2	45	14.1	247	36.2	20.3	45.8	4.8 B	3.4 B
Mercury	0.7 ST	7439-97-6	ug/l	0.1 U	0.1 U	0.1 U	NA	NA	0.1 U	NA	NA	0.1 U
Nickel	100 ST	7440-02-0	ug/l	1.3 U	3.5 B	1.4 U	NA	NA	2.7 B	NA	NA	2.6 B
Potassium	-	7440-09-7	ug/l	14,700	14,900	15,400	14,400	14,200	10,700	13,500	9,400	10,700
Selenium	10 ST	7782-49-2	ug/l	2.8 U	1.7 U	1.5 U	NA	NA	2.4 U	NA	NA	3.8 U
Silver	50 ST	7440-22-4	ug/l	0.9 U	0.5 U	1.6 U	NA	NA	1 U	NA	NA	1 U
Sodium	20,000 ST	7440-23-5	ug/l	17,800	18,000	21,100	20,200	20,500	14,300	75,400	27,000	16,200
Thallium	0.5 GV	7440-28-0	ug/l	2.6 U	2.3 U	2.8 U	NA	NA	4.2 U	NA	NA	2.5 U
Vanadium	-	7440-62-2	ug/l	1.2 U	0.98 B	1.7 U	NA	NA	1.6 B	NA	NA	1.8 U
Zinc	2,000 ST	7440-66-6	ug/l	15	2.2 U	3.6 U	NA	NA	13.9 B	NA	NA	5.3 B
Cyanide	200 ST	0057-12-5	ug/l	10 U	10 U	5 U	NA	NA	10 U	NA	NA	10 U
Iron + Manganese	500 ST	-	ug/l	355.2	215	102.5	23,447	2,426.2	524.3	276.8	86.6	66.9

NOTES:

NS: Not sampled.

Concentration exceeds Standard/Guidance Value.

U: Analyzed for but not detected, value shown is instrument detection limit.

NA: Not analyzed.

B: Concentration is above instrument detection limit but below contract required detection limit.

U*: Result qualified as non-detect based on validation criteria

"F": Filtered by lab for dissolved metals

ST: Standard.

GV: Guidance value.

Appendix A-2

**SONIA ROAD LANDFILL
POST CLOSURE GROUNDWATER MONITORING PROGRAM
HISTORIC AND CURRENT SAMPLE RESULTS
INORGANIC PARAMETERS**

CONSTITUENT	NYSDEC Class GA Groundwater Standards/ Guidance Values	CAS #	SITE: DATE: UNITS:	MW-12S	MW-12S	MW-12S	MW-12S	MW-12S	MW-12S	MW-12S	MW-12S	MW-12S
				11/13/2003	3/1/2004	5/21/2004	8/24/2004	11/11/2004	2/24/2005	5/26/2005	8/25/2005	11/28/2005
				(ug/l)	(ug/l)	(ug/l)	(ug/l)	(ug/l)	(ug/l)	(ug/l)	(ug/l)	(ug/l)
Aluminum	-	7429-90-5	ug/l	NA	NA	22.3 B	NA	NA	79.2 B	NA	NA	NA
Antimony	3 GV	7440-36-0	ug/l	NA	NA	2.4 U	NA	NA	3.6 U	NA	NA	NA
Arsenic	25 ST	7440-38-2	ug/l	NA	NA	3.6 U	NA	NA	2.5 U	NA	NA	NA
Barium	1,000 ST	7440-39-3	ug/l	NA	NA	26.8 B	NA	NA	40 B	NA	NA	NA
Beryllium	3 GV	7440-41-7	ug/l	NA	NA	0.2 U	NA	NA	0.19 U	NA	NA	NA
Boron	1,000 ST	7440-42-8	ug/l	NA	NA	57.3 B	NA	NA	66.5 B	NA	NA	NA
Cadmium	5 ST	7440-43-9	ug/l	0.3 U	0.20 U	0.3 U	0.20 U	0.23 U	0.23 U	0.65 U	0.65 U	0.43 U
Calcium	-	7440-70-2	ug/l	43,000	46,700	36,300	46,000	22,700	63,700	34,700	32,900	31,100
Chromium Hexavalent	50 ST	18540-29-9	ug/l	NA	NA	20 U	NA	NA	20 U	NA	NA	NA
Chromium Total	50 ST	7440-47-3	ug/l	NA	NA	41.6	NA	NA	36.8	NA	NA	NA
Cobalt	-	7440-48-4	ug/l	NA	NA	1.5 U	NA	NA	1.3 U	NA	NA	NA
Copper	200 ST	7440-50-8	ug/l	NA	NA	3.9 B	NA	NA	3.5 B	NA	NA	NA
Iron	300 ST	7439-89-6	ug/l	40.6 B	324	330	203	310	287	796	1,410	87.3 B
Lead	25 ST	7439-92-1	ug/l	1.6 B	1.6 U	1.2 U	0.70 U	1.1 U	1.1 U	2.8 B	1.7 U	1.6 U
Magnesium	35,000 GV	7439-95-4	ug/l	2,260 B	2,580 B	1,880 B	2,820 B	1,180 B	3,990 B	1,840 B	1,660 B	1,710 B
Manganese	300 ST	7439-96-5	ug/l	6.2 B	33.7	22.8	6.0 B	7.4 B	10.4 B	9.2 B	30.4	5.6 B
Mercury	0.7 ST	7439-97-6	ug/l	NA	NA	0.1 U	NA	NA	0.10 U	NA	NA	NA
Nickel	100 ST	7440-02-0	ug/l	NA	NA	10.6 B	NA	NA	16.1 B	NA	NA	NA
Potassium	-	7440-09-7	ug/l	26,900	17,500	15,000	12,600	7,410	21,500	13,100	8,730	12,400
Selenium	10 ST	7782-49-2	ug/l	NA	NA	3.1 B	NA	NA	3.0 U	NA	NA	NA
Silver	50 ST	7440-22-4	ug/l	NA	NA	0.5 U	NA	NA	1.2 B	NA	NA	NA
Sodium	20,000 ST	7440-23-5	ug/l	23,900	38,000	30,300	45,000	11,800	143,000	35,700	34,500	30,700
Thallium	0.5 GV	7440-28-0	ug/l	NA	NA	2.8 U	NA	NA	2.7 U	NA	NA	NA
Vanadium	-	7440-62-2	ug/l	NA	NA	1.7 U	NA	NA	1.8 U	NA	NA	NA
Zinc	2,000 ST	7440-66-6	ug/l	NA	NA	6 B	NA	NA	34	NA	NA	NA
Cyanide	200 ST	0057-12-5	ug/l	NA	NA	10 U	NA	NA	10 U	NA	NA	NA
Iron + Manganese	500 ST*	-	ug/l	46.8	357.7	352.8	209	317.4	297.4	805.2	1,440.4	92.9

NOTES:

NS: Not sampled.

Concentration exceeds Standard/Guidance Value.

U: Analyzed for but not detected, value shown is instrument detection limit.

NA: Not analyzed.

B: Concentration is above instrument detection limit but below contract required detection limit.

U*: Result qualified as non-detect based on validation criteria

"F": Filtered by lab for dissolved metals

ST: Standard.

GV: Guidance value.

Appendix A-2

SONIA ROAD LANDFILL
POST CLOSURE GROUNDWATER MONITORING PROGRAM
HISTORIC AND CURRENT SAMPLE RESULTS
INORGANIC PARAMETERS

CONSTITUENT	NYSDEC Class GA Groundwater Standards/ Guidance Values	CAS #	SITE: DATE: UNITS:	MW-12S 2/27/2006 (ug/l)	MW-12S 5/19/2006 (ug/l)	MW-12S 8/11/2006 (ug/l)	MW-12S 11/29/2006 (ug/l)	MW-12S 2/23/2007 (ug/l)	MW-12S (ug/l)	MW-12S (ug/l)	MW-12S (ug/l)	MW-12S (ug/l)
Aluminum	-	7429-90-5	ug/l	NA	NA	NA	10.2 U	5,050				
Antimony	3 GV	7440-36-0	ug/l	NA	NA	NA	3.2 U	3.2 U				
Arsenic	25 ST	7440-38-2	ug/l	NA	NA	NA	2.9 U	8.0 B				
Barium	1,000 ST	7440-39-3	ug/l	NA	NA	NA	26.1 B	39.8 B				
Beryllium	3 GV	7440-41-7	ug/l	NA	NA	NA	0.17 U	0.27 B				
Boron	1,000 ST	7440-42-8	ug/l	NA	NA	NA	57.0 B	46.8 B				
Cadmium	5 ST	7440-43-9	ug/l	0.26 U	0.34 U	0.34 U	0.28 U	0.29 B				
Calcium	-	7440-70-2	ug/l	35,100	21,800	15,500	26,500	27,400				
Chromium Hexavalent	50 ST	18540-29-9	ug/l	NA	NA	NA	0.02 U	0.02 U				
Chromium Total	50 ST	7440-47-3	ug/l	NA	NA	NA	7.6 B	320				
Cobalt	-	7440-48-4	ug/l	NA	NA	NA	1.3 U	5.5 B				
Copper	200 ST	7440-50-8	ug/l	NA	NA	NA	1.6 B	12.9 B				
Iron	300 ST	7439-89-6	ug/l	469	97.3 B	629	203	9,180				
Lead	25 ST	7439-92-1	ug/l	1.8 B	1.9 U	1.9 U	1.5 U	4.8				
Magnesium	35,000 GV	7439-95-4	ug/l	2,550 B	1,430 B	1,040 B	1,920 B	2,290 B				
Manganese	300 ST	7439-96-5	ug/l	13.3 B	6.8 B	35	4.0 B	412				
Mercury	0.7 ST	7439-97-6	ug/l	NA	NA	NA	0.1U	0.10 U				
Nickel	100 ST	7440-02-0	ug/l	NA	NA	NA	6.8 B	29.1 B				
Potassium	-	7440-09-7	ug/l	13,400	21,000	29,800	20,800	17,500				
Selenium	10 ST	7782-49-2	ug/l	NA	NA	NA	1.7 U	2.4 B				
Silver	50 ST	7440-22-4	ug/l	NA	NA	NA	0.38 U	0.38 U				
Sodium	20,000 ST	7440-23-5	ug/l	43,400	26,900	23,400	23,100	20,400				
Thallium	0.5 GV	7440-28-0	ug/l	NA	NA	NA	2.9 U	5.0 B				
Vanadium	-	7440-62-2	ug/l	NA	NA	NA	1.4 U	14.0 B				
Zinc	2,000 ST	7440-66-6	ug/l	NA	NA	NA	36.0	52.2				
Cyanide	200 ST	0057-12-5	ug/l	NA	NA	NA	10.0 U	10.0 U				
Iron + Manganese	500 ST*	-	ug/l	482.3	100.1	664	207	9,592				

NOTES:

NS: Not sampled.

Concentration exceeds Standard/Guidance Value.

U: Analyzed for but not detected, value shown is instrument detection limit.

NA: Not analyzed.

B: Concentration is above instrument detection limit but below contract required detection limit.

U*: Result qualified as non-detect based on validation criteria

"F": Filtered by lab for dissolved metals

ST: Standard.

GV: Guidance value.

APPENDIX A-3

Volatile Organic Compounds

**SONIA ROAD LANDFILL
POST CLOSURE GROUNDWATER MONITORING PROGRAM
HISTORIC AND CURRENT SAMPLE RESULTS
VOLATILE ORGANIC COMPOUNDS**

Sample ID		MW-01D	MW-01D	MW-01D	MW-01D	MW-01D	MW-01D	MW-01D	MW-01D	MW-01D	MW-01D	NYSDEC Class GA GROUNDWATER
Date of Collection		10/24/1997	1/28/1998	11/30/2000	1/30/2001	11/20/2002	8/21/2003	5/20/2004	2/28/2005	11/29/2006	2/21/2007	STANDARD/GUIDANCE VALUE
Volatile Organic Compounds	CAS #	(ug/l)	(ug/l)	(ug/l)	(ug/l)	(ug/l)	(ug/l)	(ug/l)	(ug/l)	(ug/l)	(ug/l)	
Ethylbenzene	000100-41-4	0.4 U	10.0 U	5 U	10 U	5 U	5 U	5 U	5 U	5 U	5 U	5 ST
Styrene	000100-42-5	0.4 U	10.0 U	5 U	10 U	5 U	5 U	5 U	5 U	5 U	5 U	5 ST
cis-1,3-Dichloropropene	010061-01-5	0.2 U	10.0 U	5 U	10 U	5 U	5 U	5 U	5 U	5 U	5 U	0.4 ST
trans-1,3-Dichloropropene	010061-02-6	0.2 U	10.0 U	5 U	10 U	5 U	5 U	5 U	5 U	5 U	5 U	0.4 ST
1,4-Dichlorobenzene	000106-46-7	NA	NA	5 U	10 U	5 U	5 U	5 U	5 U	5 U	5 U	3 ST
1,2-Dibromoethane	000106-93-4	NA	NA	5 U	10 U	5 U	5 U	5 U	5 U	5 U	5 U	5 ST
1,2-Dichloroethane	000107-06-2	0.2 U	10.0 U	5 U	10 U	5 U	5 U	5 U	5 U	5 U	5 U	0.6 ST
Acrylonitrile	000107-13-1	NA	NA	5 U	50 U	5 U	5 U	5 U	5 U	5 U	5 U	5 ST
Vinyl Acetate	000108-05-4	NA	NA	5 U	10 U	5 U	5 U	5 U	5 U	5 U	5 U	-
4-Methyl-2-pentanone	000108-10-1	0.2 U	10.0 U	5 U	10 U	5 U	5 U	5 U	5 U	5 U	5 U	-
Toluene	000108-88-3	0.4 U	10.0 U	5 U	10 U	5 U	5 U	5 U	5 U	5 U	5 U	5 ST
Chlorobenzene	000108-90-7	0.4 U	10.0 U	5 U	10 U	5 U	5 U	5 U	5 U	5 U	5 U	5 ST
trans-1,4-Dichloro-2-butene	000110-57-6	NA	NA	5 U	10 U	5 U	5 U	5 U	5 U	5 U	5 U	5 ST
Dibromochloromethane	000124-48-1	0.2 U	10.0 U	5 U	10 U	5 U	5 U	5 U	5 U	5 U	5 U	50 GV
Tetrachloroethene	000127-18-4	0.4 U	10.0 U	5 U	10 U	5 U	5 U	5 U	5 U	5 U	5 U	5 ST
Xylene (total)	001330-20-7	0.6 U	10.0 U	5 U	10 U	5 U	5 U	5 U	5 U	5 U	5 U	5 ST
1,2-Dichloroethene (total)	000540-59-0	0.4 U	10.0 U	NA	10 U	NA	NA	NA	NA	NA	NA	5 ST
cis-1,2-Dichloroethene	000156-59-2	NA	NA	8	5	5 U	5 U	5 U	5 U	3 J	5 U	5 ST
trans-1,2-Dichloroethene	000156-60-5	NA	NA	5 U	10 U	5 U	5 U	5 U	5 U	5 U	5 U	5 ST
Carbon tetrachloride	000056-23-5	0.4 U	20	5 U	10 U	5 U	5 U	5 U	5 U	5 U	5 U	5 ST
2-Hexanone	000591-78-6	0.2 U	10.0 U	5 U	10 U	5 U	5 U	5 U	5 U	5 U	5 U	50 GV
1,1,1,2-Tetrachloroethane	000630-20-6	NA	NA	5 U	10 U	5 U	5 U	5 U	5 U	5 U	5 U	5 ST
Acetone	000067-64-1	0.4 U	10.0 U	5 U	10 U	5 U	5 U	5 U	5 U	5 U	U*	50 GV
Chloroform	000067-66-3	0.2 U	10.0 U	5 U	10 U	5 U	5 U	5 U	5 U	5 U	5 U	7 ST
Benzene	000071-43-2	0.4 U	10.0 U	5 U	10 U	5 U	5 U	5 U	5 U	5 U	5 U	1 ST
1,1,1-Trichloroethane	000071-55-6	66	170	5 U	1 J	5 U	3 J	1 J	5 U	5 U	5 U	5 ST
Bromomethane	000074-83-9	0.4 U	10.0 U	5 U	10 U	5 U	5 U	5 U	5 U	5 U	5 U	5 ST
Chloromethane	000074-87-3	0.6 U	10.0 U	5 U	10 U	5 U	5 U	5 U	5 U	5 U	5 U	5 ST
Iodomethane	000074-88-4	NA	NA	5 U	10 U	5 U	5 U	5 U	5 U	5 U	5 U	5 ST
Dibromomethane	000074-95-3	NA	NA	5 U	10 U	5 U	5 U	5 U	5 U	5 U	5 U	5 ST
Bromodichloromethane	000075-27-4	0.2 U	10.0 U	5 U	10 U	5 U	5 U	5 U	5 U	5 U	5 U	50 GV
Chloroethane	000075-00-3	0.4 U	10.0 U	5 U	10 U	5 U	5 U	5 U	5 U	5 U	5 U	5 ST
Vinyl chloride	000075-01-4	0.6 U	10.0 U	5 U	10 U	5 U	5 U	5 U	5 U	5 U	5 U	2 ST
Methylene chloride	000075-09-2	0.4 U	10.0 U	5 U	10 U	5 U	5 U	5 U	5 U	5 U	5 U	5 ST
Carbon disulfide	000075-15-0	0.4 U	10.0 U	5 U	10 U	5 U	5 U	5 U	5 U	5 U	5 U	60 GV
Bromoform	000075-25-2	0.6 U	10.0 U	5 U	10 U	5 U	5 U	5 U	5 U	5 U	5 U	50 GV
Bromochloromethane	000074-97-5	NA	NA	5 U	10 U	5 U	5 U	5 U	5 U	5 U	5 U	5 ST
1,1-Dichloroethane	000075-34-3	13	22	3 J	3 J	3 J	23	16	3 J	1 J	5 U	5 ST
1,1-Dichloroethene	000075-35-4	5 J	15	5 U	10 U	5 U	5 U	5 U	5 U	5 U	5 U	5 ST
Trichlorofluoromethane	000075-69-4	NA	NA	5 U	10 U	5 U	5 U	5 U	5 U	5 U	5 U	5 ST
1,2-Dichloropropane	000078-87-5	0.4 U	10.0 U	5 U	10 U	5 U	5 U	5 U	5 U	5 U	5 U	1 ST
2-Butanone	000078-93-3	0.2 U	10.0 U	5 U	10 U	5 U	5 U	5 U	5 U	5 U	5 U	50 GV
1,1,2-Trichloroethane	000079-00-5	0.2 U	10.0 U	5 U	10 U	5 U	5 U	5 U	5 U	5 U	5 U	5 ST
Trichloroethene	000079-01-6	0.4 U	10.0 U	4 J	3 J	5 U	5 U	5 U	5 U	5 U	5 U	5 ST
1,1,2,2-Tetrachloroethane	000079-34-5	0.2 U	10.0 U	5 U	10 U	5 U	5 U	5 U	5 U	5 U	5 U	5 ST
1,2-Dichlorobenzene	000095-50-1	NA	NA	5 U	10 U	5 U	5 U	5 U	5 U	5 U	5 U	3 ST
1,2-Dibromo-3-chloropropane	000096-12-8	NA	NA	5 U	10 U	5 U	5 U	5 U	5 U	5 U	5 U	0.04 ST
1,2,3-Trichloropropane	000096-18-4	NA	NA	5 U	10 U	5 U	5 U	5 U	5 U	5 U	5 U	0.04 ST
1,1-Dichloropropene	000563-58-6	NA	NA	NA	10 U	NA	NA	NA	NA	NA	NA	5 ST
TOTAL VOCs		84	227	15	13.1	3	26	17	3	4	11	

QUALIFIERS

B Compound was found in the method blank as well as the sample
 U Compound was analyzed for but not detected at the detection limit shown
 J Compound was found at a concentration below the detection limit, value estimated
 E: Concentration exceeds instrument calibration range; value estimated
 D Result taken from analysis at a secondary dilution.
 U*: Result qualified as non-detect based on validation criteria

NOTES

GV Guidance Value
 ST Standard
 NA Not Analyzed
 Parameter exceeds Standard/Guidance Value
 NS Not Sampled

SONIA ROAD LANDFILL
POST CLOSURE GROUNDWATER MONITORING PROGRAM
HISTORIC AND CURRENT SAMPLE RESULTS
VOLATILE ORGANIC COMPOUNDS

Sample ID		MW-011	MW-011	MW-011	MW-011	MW-011	MW-011	MW-011	MW-011	MW-011	MW-011	NYSDEC Class GA
Date of Collection		10/24/1997	1/28/1998	11/30/2000	1/30/2001	11/20/2002	8/21/2003	5/20/2004	2/28/2005	11/29/2006	2/21/2007	GROUNDWATER
Volatile Organic Compounds	CAS #	(ug/l)	(ug/l)	(ug/l)	(ug/l)	(ug/l)	(ug/l)	(ug/l)	(ug/l)	(ug/l)	(ug/l)	STANDARD/GUIDANCE VALUE
Ethylbenzene	000100-41-4	0.4 U	10.0 U	5 U	10 U	5 U	5 U	5 U	5 U	5 U	5 U	5 ST
Styrene	000100-42-5	0.4 U	10.0 U	5 U	10 U	5 U	5 U	5 U	5 U	5 U	5 U	5 ST
cis-1,3-Dichloropropene	010061-01-5	0.2 U	10.0 U	5 U	10 U	5 U	5 U	5 U	5 U	5 U	5 U	0.4 ST
trans-1,3-Dichloropropene	010061-02-6	0.2 U	10.0 U	5 U	10 U	5 U	5 U	5 U	5 U	5 U	5 U	0.4 ST
1,4-Dichlorobenzene	000106-46-7	NA	NA	5 U	10 U	5 U	5 U	5 U	5 U	5 U	5 U	3 ST
1,2-Dibromoethane	000106-93-4	NA	NA	5 U	10 U	5 U	5 U	5 U	5 U	5 U	5 U	5 ST
1,2-Dichloroethane	000107-06-2	0.2 U	10.0 U	5 U	10 U	5 U	5 U	5 U	5 U	5 U	5 U	0.6 ST
Acrylonitrile	000107-13-1	NA	NA	5 U	50 U	5 U	5 U	5 U	5 U	5 U	5 U	5 ST
Vinyl Acetate	000108-05-4	NA	NA	5 U	10 U	5 U	5 U	5 U	5 U	5 U	5 U	-
4-Methyl-2-pentanone	000108-10-1	0.2 U	10.0 U	5 U	10 U	5 U	5 U	5 U	5 U	5 U	5 U	-
Toluene	000108-88-3	0.4 U	10.0 U	5 U	10 U	5 U	5 U	5 U	5 U	5 U	5 U	5 ST
Chlorobenzene	000108-90-7	0.4 U	10.0 U	5 U	10 U	5 U	5 U	5 U	5 U	5 U	5 U	5 ST
trans-1,4-Dichloro-2-butene	000110-57-6	NA	NA	5 U	10 U	5 U	5 U	5 U	5 U	5 U	5 U	5 ST
Dibromochloromethane	000124-48-1	0.2 U	10.0 U	5 U	10 U	5 U	5 U	5 U	5 U	5 U	5 U	50 GV
Tetrachloroethene	000127-18-4	0.4 U	10.0 U	5 U	10 U	5 U	5 U	5 U	5 U	5 U	5 U	5 ST
Xylene (total)	001330-20-7	0.6 U	10.0 U	5 U	10 U	5 U	5 U	5 U	5 U	5 U	5 U	5 ST
1,2-Dichloroethene (total)	000540-59-0	0.4 U	10.0 U	NA	10 U	NA	NA	NA	NA	NA	NA	5 ST
cis-1,2-Dichloroethene	000156-59-2	NA	NA	5 U	10 U	5 U	5 U	5 U	5 U	5 U	5 U	5 ST
trans-1,2-Dichloroethene	000156-60-5	NA	NA	5 U	10 U	5 U	5 U	5 U	5 U	5 U	5 U	5 ST
Carbon tetrachloride	000056-23-5	0.4 U	10.0 U	5 U	10 U	5 U	5 U	5 U	5 U	5 U	5 U	5 ST
2-Hexanone	000591-78-6	0.2 U	10.0 U	5 U	10 U	5 U	5 U	5 U	5 U	5 U	5 U	50 GV
1,1,1,2-Tetrachloroethane	000630-20-6	NA	NA	5 U	10 U	5 U	5 U	5 U	5 U	5 U	5 U	5 ST
Acetone	000067-64-1	0.4 U	10.0 U	5 U	10 U	5 U	5 U	5 U	5 U	5 U	5 U	50 GV
Chloroform	000067-66-3	0.2 U	10.0 U	5 U	10 U	5 U	5 U	5 U	5 U	5 U	5 U	7 ST
Benzene	000071-43-2	0.4 U	10.0 U	5 U	10 U	5 U	5 U	5 U	5 U	5 U	5 U	1 ST
1,1,1-Trichloroethane	000071-55-6	22	5.1 J	14	8.0 J	5 U	5 U	5 U	5 U	5 U	5 U	5 ST
Bromomethane	000074-83-9	0.4 U	10.0 U	5 U	10 U	5 U	5 U	5 U	5 U	5 U	5 U	5 ST
Chloromethane	000074-87-3	0.6 U	10.0 U	5 U	10 U	5 U	5 U	5 U	5 U	5 U	5 U	5 ST
Iodomethane	000074-88-4	NA	NA	5 U	10 U	5 U	5 U	5 U	5 U	5 U	5 U	5 ST
Dibromomethane	000074-95-3	NA	NA	5 U	10 U	5 U	5 U	5 U	5 U	5 U	5 U	5 ST
Bromodichloromethane	000075-27-4	0.2 U	10.0 U	5 U	10 U	5 U	5 U	5 U	5 U	5 U	5 U	50 GV
Chloroethane	000075-00-3	0.4 U	10.0 U	5 U	10 U	5 U	5 U	5 U	5 U	5 U	5 U	5 ST
Vinyl chloride	000075-01-4	0.6 U	10.0 U	5 U	10 U	5 U	5 U	5 U	5 U	5 U	5 U	2 ST
Methylene chloride	000075-09-2	0.4 U	10.0 U	5 U	10 U	5 U	5 U	5 U	5 U	5 U	5 U	5 ST
Carbon disulfide	000075-15-0	0.4 U	10.0 U	5 U	10 U	5 U	5 U	5 U	5 U	5 U	5 U	60 GV
Bromoform	000075-25-2	0.6 U	10.0 U	5 U	10 U	5 U	5 U	5 U	5 U	5 U	5 U	50 GV
Bromochloromethane	000074-97-5	NA	NA	5 U	10 U	5 U	5 U	5 U	5 U	5 U	5 U	5 ST
1,1-Dichloroethane	000075-34-3	14	13	13	8.5 J	53	2 J	5 U	2 J	5 U	5 U	5 ST
1,1-Dichloroethene	000075-35-4	2 J	10.0 U	2 J	10 U	5 U	5 U	5 U	5 U	5 U	5 U	5 ST
Trichlorofluoromethane	000075-69-4	NA	NA	5 U	10 U	5 U	5 U	5 U	5 U	5 U	5 U	5 ST
1,2-Dichloropropane	000078-87-5	0.4 U	10.0 U	5 U	10 U	5 U	5 U	5 U	5 U	5 U	5 U	1 ST
2-Butanone	000078-93-3	0.2 U	10.0 U	5 U	10 U	5 U	5 U	5 U	5 U	5 U	5 U	50 GV
1,1,2-Trichloroethane	000079-00-5	0.2 U	10.0 U	5 U	10 U	5 U	5 U	5 U	5 U	5 U	5 U	5 ST
Trichloroethene	000079-01-6	0.4 U	10.0 U	5 U	10 U	5 U	5 U	5 U	5 U	5 U	5 U	5 ST
1,1,2,2-Tetrachloroethane	000079-34-5	0.2 U	10.0 U	5 U	10 U	5 U	5 U	5 U	5 U	5 U	5 U	5 ST
1,2-Dichlorobenzene	000095-50-1	NA	NA	5 U	10 U	5 U	5 U	5 U	5 U	5 U	5 U	3 ST
1,2-Dibromo-3-chloropropane	000096-12-8	NA	NA	5 U	10 U	5 U	5 U	5 U	5 U	5 U	5 U	0.04 ST
1,2,3-Trichloropropane	000096-18-4	NA	NA	5 U	10 U	5 U	5 U	5 U	5 U	5 U	5 U	0.04 ST
1,1-Dichloropropene	000563-58-6	NA	NA	NA	10 U	NA	NA	NA	NA	NA	NA	5 ST
TOTAL VOCs		38	18.1	29	16.5	53	2	U	2	U	U	

QUALIFIERS

B: Compound was found in the method blank as well as the sample
 U: Compound was analyzed for but not detected at the detection limit shown.
 J: Compound was found at a concentration below the detection limit, value estimated
 E: Concentration exceeds instrument calibration range; value estimated.
 D: Result taken from analysis at a secondary dilution.
 U*: Result qualified as non-detect based on validation criteria

NOTES

GV: Guidance Value
 ST: Standard
 NA: Not Analyzed
 Parameter exceeds Standard/Guidance Value
 NS: Not Sampled

SONIA ROAD LANDFILL
POST CLOSURE GROUNDWATER MONITORING PROGRAM
HISTORIC AND CURRENT SAMPLE RESULTS
VOLATILE ORGANIC COMPOUNDS

Sample ID		MW-01S	MW-01S	MW-01S	MW-01S	MW-01S	MW-01S	MW-01S	MW-01S	MW-01S	MW-01S	MW-01S	NYSDEC Class GA GROUNDWATER
Date of Collection		10/24/1997	1/28/1998	11/30/2000	1/29/2001	11/20/2002	8/21/2003	5/20/2004	2/28/2005	11/29/2006	2/21/2007		STANDARD/GUIDANCE VALUE
Volatile Organic Compounds	CAS #	(ug/l)	(ug/l)	(ug/l)	(ug/l)	(ug/l)	(ug/l)	(ug/l)	(ug/l)	(ug/l)	(ug/l)		
Ethylbenzene	000100-41-4	0.4 U	10.0 U	5 U	10 U	5 U	5 U	5 U	5 U	5 U	5 U		5 ST
Styrene	000100-42-5	0.4 U	10.0 U	5 U	10 U	5 U	5 U	5 U	5 U	5 U	5 U		5 ST
cis-1,3-Dichloropropene	010061-01-5	0.2 U	10.0 U	5 U	10 U	5 U	5 U	5 U	5 U	5 U	5 U		0.4 ST
trans-1,3-Dichloropropene	010061-02-6	0.2 U	10.0 U	5 U	10 U	5 U	5 U	5 U	5 U	5 U	5 U		0.4 ST
1,4-Dichlorobenzene	000106-46-7	NA	NA	5 U	10 U	5 U	5 U	5 U	5 U	5 U	5 U		3 ST
1,2-Dibromoethane	000106-93-4	NA	NA	5 U	10 U	5 U	5 U	5 U	5 U	5 U	5 U		5 ST
1,2-Dichloroethane	000107-06-2	0.2 U	10.0 U	5 U	10 U	5 U	5 U	5 U	5 U	5 U	5 U		0.6 ST
Acrylonitrile	000107-13-1	NA	NA	5 U	50 U	5 U	5 U	5 U	5 U	5 U	5 U		5 ST
Vinyl Acetate	000108-05-4	NA	NA	5 U	10 U	5 U	5 U	5 U	5 U	5 U	5 U		-
4-Methyl-2-pentanone	000108-10-1	0.2 U	10.0 U	5 U	10 U	5 U	5 U	5 U	5 U	5 U	5 U		-
Toluene	000108-88-3	0.4 U	10.0 U	5 U	10 U	5 U	5 U	5 U	5 U	5 U	5 U		5 ST
Chlorobenzene	000108-90-7	0.4 U	10.0 U	5 U	10 U	5 U	5 U	5 U	5 U	5 U	5 U		5 ST
trans-1,4-Dichloro-2-butene	000110-57-6	NA	NA	5 U	10 U	5 U	5 U	5 U	5 U	5 U	5 U		5 ST
Dibromochloromethane	000124-48-1	0.2 U	10.0 U	5 U	10 U	5 U	5 U	5 U	5 U	5 U	5 U		50 GV
Tetrachloroethene	000127-18-4	0.4 U	10.0 U	5 U	10 U	5 U	5 U	5 U	5 U	5 U	5 U		5 ST
Xylene (total)	001330-20-7	0.6 U	10.0 U	5 U	10 U	5 U	5 U	5 U	5 U	5 U	5 U		5 ST
1,2-Dichloroethene (total)	000540-59-0	0.4 U	10.0 U	NA	10 U	NA	NA	NA	NA	NA	NA		5 ST
cis-1,2-Dichloroethene	000156-59-2	NA	NA	7	8	5 U	5 U	5 U	2 J	5 U	5 U		5 ST
trans-1,2-Dichloroethene	000156-60-5	NA	NA	5 U	10 U	5 U	5 U	5 U	5 U	5 U	5 U		5 ST
Carbon tetrachloride	000056-23-5	0.4 U	10.0 U	5 U	10 U	5 U	5 U	5 U	5 U	5 U	5 U		5 ST
2-Hexanone	000591-78-6	0.2 U	10.0 U	5 U	10 U	5 U	5 U	5 U	5 U	5 U	5 U		50 GV
1,1,1,2-Tetrachloroethane	000630-20-6	NA	NA	5 U	10 U	5 U	5 U	5 U	5 U	5 U	5 U		5 ST
Acetone	000067-64-1	0.4 U	10.0 U	5 U	10 U	5 U	5 U	5 U	5 U	5 U	5 U		50 GV
Chloroform	000067-66-3	0.2 U	10.0 U	5 U	10 U	5 U	5 U	5 U	5 U	5 U	5 U		7 ST
Benzene	000071-43-2	0.4 U	10.0 U	5 U	10 U	5 U	5 U	5 U	5 U	5 U	5 U		1 ST
1,1,1-Trichloroethane	000071-55-6	0.6 U	10.0 U	5 U	10 U	5 U	5 U	5 U	5 U	5 U	5 U		5 ST
Bromomethane	000074-83-9	0.4 U	10.0 U	5 U	10 U	5 U	5 U	5 U	5 U	5 U	5 U		5 ST
Chloromethane	000074-87-3	0.6 U	10.0 U	5 U	10 U	5 U	5 U	5 U	5 U	5 U	5 U		5 ST
Iodomethane	000074-88-4	NA	NA	5 U	10 U	5 U	5 U	5 U	5 U	5 U	5 U		5 ST
Dibromomethane	000074-95-3	NA	NA	5 U	10 U	5 U	5 U	5 U	5 U	5 U	5 U		5 ST
Bromodichloromethane	000075-27-4	0.2 U	10.0 U	5 U	10 U	5 U	5 U	5 U	5 U	5 U	5 U		50 GV
Chloroethane	000075-00-3	0.4 U	10.0 U	5 U	10 U	5 U	5 U	5 U	5 U	5 U	5 U		5 ST
Vinyl chloride	000075-01-4	0.6 U	10.0 U	5 U	10 U	5 U	5 U	5 U	5 U	5 U	5 U		2 ST
Methylene chloride	000075-09-2	0.4 U	10.0 U	5 U	10 U	5 U	5 U	5 U	5 U	5 U	5 U		5 ST
Carbon disulfide	000075-15-0	0.4 U	10.0 U	5 U	10 U	5 U	5 U	5 U	5 U	5 U	5 U		60 GV
Bromoform	000075-25-2	0.6 U	10.0 U	5 U	10 U	5 U	5 U	5 U	5 U	5 U	5 U		50 GV
Bromochloromethane	000074-97-5	NA	NA	5 U	10 U	5 U	5 U	5 U	5 U	5 U	5 U		5 ST
1,1-Dichloroethane	000075-34-3	8 J	12	3 J	2.2 J	2 J	3 J	5 U	5 U	5 U	5 U		5 ST
1,1-Dichloroethene	000075-35-4	0.6 U	10.0 U	5 U	10 U	5 U	5 U	5 U	5 U	5 U	5 U		5 ST
Trichlorofluoromethane	000075-69-4	NA	NA	5 U	10 U	5 U	5 U	5 U	5 U	5 U	5 U		5 ST
1,2-Dichloropropane	000078-87-5	0.4 U	10.0 U	5 U	10 U	5 U	5 U	5 U	5 U	5 U	5 U		1 ST
2-Butanone	000078-93-3	0.2 U	10.0 U	5 U	10 U	5 U	5 U	5 U	5 U	5 U	5 U		50 GV
1,1,2-Trichloroethane	000079-00-5	0.2 U	10.0 U	5 U	10 U	5 U	5 U	5 U	5 U	5 U	5 U		5 ST
Trichloroethene	000079-01-6	0.4 U	10.0 U	2 J	3.3 J	5 U	5 U	5 U	5 U	5 U	5 U		5 ST
1,1,2,2-Tetrachloroethane	000079-34-5	0.2 U	10.0 U	5 U	10 U	5 U	5 U	5 U	5 U	5 U	5 U		5 ST
1,2-Dichlorobenzene	000095-50-1	NA	NA	5 U	10 U	5 U	5 U	5 U	5 U	5 U	5 U		3 ST
1,2-Dibromo-3-chloropropane	000096-12-8	NA	NA	5 U	10 U	5 U	5 U	5 U	5 U	5 U	5 U		0.04 ST
1,2,3-Trichloropropane	000096-18-4	NA	NA	5 U	10 U	5 U	5 U	5 U	5 U	5 U	5 U		0.04 ST
1,1-Dichloropropene	000563-58-6	NA	NA	NA	10 U	NA	NA	NA	NA	NA	NA		5 ST
TOTAL VOCs		8	12	12	13.5	2	3	U	2	U	U		

QUALIFIERS

B: Compound was found in the method blank as well as the sample
 U: Compound was analyzed for but not detected at the detection limit shown
 J: Compound was found at a concentration below the detection limit, value estimated
 E: Concentration exceeds instrument calibration range; value estimated.
 D: Result taken from analysis at a secondary dilution
 U*: Result qualified as non-detect based on validation criteria

NOTES

GV: Guidance Value
 ST: Standard
 NA: Not Analyzed
 Parameter exceeds Standard/Guidance Value
 NS: Not Sampled

**SONIA ROAD LANDFILL
POST CLOSURE GROUNDWATER MONITORING PROGRAM
HISTORIC AND CURRENT SAMPLE RESULTS
VOLATILE ORGANIC COMPOUNDS**

Sample ID		MW-02D	MW-02D	MW-02D	MW-02D	MW-02D	MW-02D	MW-02D	MW-02D	MW-02D	MW-02D	MW-02D	NYSDEC Class GA GROUNDWATER
Date of Collection		10/27/1997	1/28/1998	12/1/2000	1/30/2001	11/20/2002	8/22/2003	5/20/2004	02/28/05	11/30/06	02/22/07		STANDARD/GUIDANCE VALUE
Volatile Organic Compounds	CAS #	(ug/l)	(ug/l)	(ug/l)	(ug/l)	(ug/l)	(ug/l)	(ug/l)	(ug/l)	(ug/l)	(ug/l)		
Ethylbenzene	000100-41-4	0.4 U	10.0 U	5 U	10 U	5 U	5 U	5 U	5 U	5 U	5 U		5 ST
Styrene	000100-42-5	0.4 U	10.0 U	5 U	10 U	5 U	5 U	5 U	5 U	5 U	5 U		5 ST
cis-1,3-Dichloropropene	010061-01-5	0.2 U	10.0 U	5 U	10 U	5 U	5 U	5 U	5 U	5 U	5 U		0.4 ST
trans-1,3-Dichloropropene	010061-02-6	0.2 U	10.0 U	5 U	10 U	5 U	5 U	5 U	5 U	5 U	5 U		0.4 ST
1,4-Dichlorobenzene	000106-46-7	NA	NA	5 U	10 U	5 U	5 U	5 U	5 U	5 U	5 U		3 ST
1,2-Dibromoethane	000106-93-4	NA	NA	5 U	10 U	5 U	5 U	5 U	5 U	5 U	5 U		5 ST
1,2-Dichloroethane	000107-06-2	0.2 U	10.0 U	5 U	10 U	5 U	5 U	5 U	5 U	5 U	5 U		0.6 ST
Acrylonitrile	000107-13-1	NA	NA	5 U	50 U	5 U	5 U	5 U	5 U	5 U	5 U		5 ST
Vinyl Acetate	000108-05-4	NA	NA	5 U	10 U	5 U	5 U	5 U	5 U	5 U	5 U		-
4-Methyl-2-pentanone	000108-10-1	0.2 U	10.0 U	5 U	10 U	5 U	5 U	5 U	5 U	5 U	5 U		-
Toluene	000108-88-3	0.4 U	10.0 U	5 U	10 U	1 U	5 U	5 U	5 U	5 U	5 U		5 ST
Chlorobenzene	000108-90-7	0.4 U	10.0 U	5 U	10 U	5 U	5 U	5 U	5 U	5 U	5 U		5 ST
trans-1,4-Dichloro-2-butene	000110-57-6	NA	NA	5 U	10 U	5 U	5 U	5 U	5 U	5 U	5 U		5 ST
Dibromochloromethane	000124-48-1	0.2 U	10.0 U	5 U	10 U	5 U	5 U	5 U	5 U	5 U	5 U		50 GV
Tetrachloroethene	000127-18-4	0.4 U	10.0 U	5 U	10 U	5 U	5 U	5 U	5 U	5 U	5 U		5 ST
Xylene (total)	001330-20-7	0.6 U	10.0 U	5 U	10 U	5 U	5 U	5 U	5 U	5 U	5 U		5 ST
1,2-Dichloroethene (total)	000540-59-0	0.4 U	10.0 U	NA	10 U	NA	NA	NA	NA	NA	NA		5 ST
cis-1,2-Dichloroethene	000156-59-2	NA	NA	5 U	10 U	5 U	5 U	5 U	5 U	5 U	5 U		5 ST
trans-1,2-Dichloroethene	000156-60-5	NA	NA	5 U	10 U	5 U	5 U	5 U	5 U	5 U	5 U		5 ST
Carbon tetrachloride	000056-23-5	0.4 U	10.0 U	5 U	10 U	5 U	5 U	5 U	5 U	5 U	5 U		5 ST
2-Hexanone	000591-78-6	0.2 U	10.0 U	5 U	10 U	5 U	5 U	5 U	5 U	5 U	5 U		50 GV
1,1,1,2-Tetrachloroethane	000630-20-6	NA	NA	5 U	10 U	5 U	5 U	5 U	5 U	5 U	5 U		5 ST
Acetone	000067-64-1	0.4 U	10.0 U	5 U	10 U	5 U	5 U	5 U	5 U	5 U	5 U		50 GV
Chloroform	000067-66-3	0.2 U	10.0 U	5 U	10 U	5 U	5 U	5 U	5 U	5 U	5 U		7 ST
Benzene	000071-43-2	0.4 U	10.0 U	5 U	10 U	5 U	5 U	5 U	5 U	5 U	5 U		1 ST
1,1,1-Trichloroethane	000071-55-6	0.6 U	10.0 U	5 U	10 U	5 U	5 U	5 U	5 U	5 U	5 U		5 ST
Bromomethane	000074-83-9	0.4 U	10.0 U	5 U	10 U	5 U	5 U	5 U	5 U	5 U	5 U		5 ST
Chloromethane	000074-87-3	0.6 U	10.0 U	5 U	10 U	5 U	5 U	5 U	5 U	5 U	5 U		5 ST
Iodomethane	000074-88-4	NA	NA	5 U	10 U	5 U	5 U	5 U	5 U	5 U	5 U		5 ST
Dibromomethane	000074-95-3	NA	NA	5 U	10 U	5 U	5 U	5 U	5 U	5 U	5 U		5 ST
Bromodichloromethane	000075-27-4	0.2 U	10.0 U	5 U	10 U	5 U	5 U	5 U	5 U	5 U	5 U		50 GV
Chloroethane	000075-00-3	0.4 U	10.0 U	5 U	10 U	5 U	5 U	5 U	5 U	5 U	5 U		5 ST
Vinyl chloride	000075-01-4	0.6 U	10.0 U	5 U	10 U	5 U	5 U	5 U	5 U	5 U	5 U		2 ST
Methylene chloride	000075-09-2	0.4 U	10.0 U	5 U	10 U	5 U	5 U	5 U	5 U	5 U	5 U		5 ST
Carbon disulfide	000075-15-0	0.4 U	10.0 U	5 U	10 U	5 U	5 U	5 U	5 U	5 U	5 U		60 GV
Bromoform	000075-25-2	0.6 U	10.0 U	5 U	10 U	5 U	5 U	5 U	5 U	5 U	5 U		50 GV
Bromochloromethane	000074-97-5	NA	NA	5 U	10 U	5 U	5 U	5 U	5 U	5 U	5 U		5 ST
1,1-Dichloroethane	000075-34-3	0.4 U	10.0 U	5 U	10 U	5 U	5 U	5 U	5 U	5 U	5 U		5 ST
1,1-Dichloroethene	000075-35-4	0.6 U	10.0 U	5 U	10 U	5 U	5 U	5 U	5 U	5 U	5 U		5 ST
Trichlorofluoromethane	000075-69-4	NA	NA	5 U	10 U	5 U	5 U	5 U	5 U	5 U	5 U		5 ST
1,2-Dichloropropane	000078-87-5	0.4 U	10.0 U	5 U	10 U	5 U	5 U	5 U	5 U	5 U	5 U		1 ST
2-Butanone	000078-93-3	0.2 U	10.0 U	5 U	10 U	5 U	5 U	5 U	5 U	5 U	5 U		50 GV
1,1,2-Trichloroethane	000079-00-5	0.2 U	10.0 U	5 U	10 U	5 U	5 U	5 U	5 U	5 U	5 U		5 ST
Trichloroethene	000079-01-6	0.4 U	10.0 U	5 U	10 U	5 U	5 U	5 U	5 U	5 U	5 U		5 ST
1,1,2,2-Tetrachloroethane	000079-34-5	0.2 U	10.0 U	5 U	10 U	5 U	5 U	5 U	5 U	5 U	5 U		5 ST
1,2-Dichlorobenzene	000095-50-1	NA	NA	5 U	10 U	5 U	5 U	5 U	5 U	5 U	5 U		3 ST
1,2-Dibromo-3-chloropropane	000096-12-8	NA	NA	5 U	10 U	5 U	5 U	5 U	5 U	5 U	5 U		0.04 ST
1,2,3-Trichloropropane	000096-18-4	NA	NA	5 U	10 U	5 U	5 U	5 U	5 U	5 U	5 U		0.04 ST
1,1-Dichloropropene	000563-58-6	NA	NA	NA	10 U	NA	NA	NA	NA	NA	NA		5 ST
TOTAL VOCs		U	U	U	U	1	U	U	U	U	U		

QUALIFIERS

B: Compound was found in the method blank as well as the sample
U: Compound was analyzed for but not detected at the detection limit shown
J: Compound was found at a concentration below the detection limit, value estimated
E: Concentration exceeds instrument calibration range, value estimated.
D: Result taken from analysis at a secondary dilution.
U* Result qualified as non-detect based on validation criteria

NOTES

GV: Guidance Value
ST: Standard
NA: Not Analyzed
: Parameter exceeds Standard/Guidance Value
NS: Not Sampled

**SONIA ROAD LANDFILL
POST CLOSURE GROUNDWATER MONITORING PROGRAM
HISTORIC AND CURRENT SAMPLE RESULTS
VOLATILE ORGANIC COMPOUNDS**

Sample ID		MW-021	MW-021	MW-021	MW-021	MW-021	MW-021	MW-021	MW-021	MW-021	MW-021	NYSDEC Class GA GROUNDWATER
Date of Collection		10/27/1997	1/28/1998	12/1/2000	1/30/2001	11/20/2002	8/21/2003	5/20/2004	02/28/05	11/30/06	02/22/07	STANDARD/GUIDANCE VALUE
Volatiles Organic Compounds	CAS #	(ug/l)	(ug/l)	(ug/l)	(ug/l)	(ug/l)	(ug/l)	(ug/l)	(ug/l)	(ug/l)	(ug/l)	
Ethylbenzene	000100-41-4	0.4 U	10.0 U	5 U	10 U	5 U	5 U	5 U	5 U	5 U	5 U	5 ST
Styrene	000100-42-5	0.4 U	10.0 U	5 U	10 U	5 U	5 U	5 U	5 U	5 U	5 U	5 ST
cis-1,3-Dichloropropene	010061-01-5	0.2 U	10.0 U	5 U	10 U	5 U	5 U	5 U	5 U	5 U	5 U	0.4 ST
trans-1,3-Dichloropropene	010061-02-6	0.2 U	10.0 U	5 U	10 U	5 U	5 U	5 U	5 U	5 U	5 U	0.4 ST
1,4-Dichlorobenzene	000106-46-7	NA	NA	5 U	10 U	5 U	5 U	5 U	5 U	5 U	5 U	3 ST
1,2-Dibromoethane	000106-93-4	NA	NA	5 U	10 U	5 U	5 U	5 U	5 U	5 U	5 U	5 ST
1,2-Dichloroethane	000107-06-2	0.2 U	10.0 U	5 U	10 U	5 U	5 U	5 U	5 U	5 U	5 U	0.6 ST
Acrylonitrile	000107-13-1	NA	NA	5 U	50 U	5 U	5 U	5 U	5 U	5 U	5 U	5 ST
Vinyl Acetate	000108-05-4	NA	NA	5 U	10 U	5 U	5 U	5 U	5 U	5 U	5 U	-
4-Methyl-2-pentanone	000108-10-1	0.2 U	10.0 U	5 U	10 U	5 U	5 U	5 U	5 U	5 U	5 U	-
Toluene	000108-88-3	0.4 U	10.0 U	5 U	10 U	5 U	5 U	5 U	5 U	5 U	5 U	5 ST
Chlorobenzene	000108-90-7	0.4 U	10.0 U	5 U	10 U	5 U	5 U	5 U	5 U	5 U	5 U	5 ST
trans-1,4-Dichloro-2-butene	000110-57-6	NA	NA	5 U	10 U	5 U	5 U	5 U	5 U	5 U	5 U	5 ST
Dibromochloromethane	000124-48-1	0.2 U	10.0 U	5 U	10 U	5 U	5 U	5 U	5 U	5 U	5 U	50 GV
Tetrachloroethene	000127-18-4	0.4 U	10.0 U	5 U	10 U	5 U	5 U	5 U	5 U	5 U	5 U	5 ST
Xylene (total)	001330-20-7	0.6 U	10.0 U	5 U	10 U	5 U	5 U	5 U	5 U	5 U	5 U	5 ST
1,2-Dichloroethene (total)	000540-59-0	0.4 U	10.0 U	NA	10 U	NA	NA	NA	NA	NA	NA	5 ST
cis-1,2-Dichloroethene	000156-59-2	NA	NA	5 U	10 U	5 U	5 U	5 U	5 U	5 U	5 U	5 ST
trans-1,2-Dichloroethene	000156-60-5	NA	NA	5 U	10 U	5 U	5 U	5 U	5 U	5 U	5 U	5 ST
Carbon tetrachloride	000056-23-5	0.4 U	10.0 U	5 U	10 U	5 U	5 U	5 U	5 U	5 U	5 U	5 ST
2-Hexanone	000591-78-6	0.2 U	10.0 U	5 U	10 U	5 U	5 U	5 U	5 U	5 U	5 U	50 GV
1,1,1,2-Tetrachloroethane	000630-20-6	NA	NA	5 U	10 U	5 U	5 U	5 U	5 U	5 U	5 U	5 ST
Acetone	000067-64-1	0.4 U	10.0 U	5 U	10 U	5 U	5 U	5 U	5 U	5 U	5 U	50 GV
Chloroform	000067-66-3	0.2 U	10.0 U	5 U	10 U	5 U	5 U	5 U	5 U	5 U	5 U	7 ST
Benzene	000071-43-2	0.4 U	10.0 U	5 U	10 U	5 U	5 U	5 U	5 U	5 U	5 U	1 ST
1,1,1-Trichloroethane	000071-55-6	0.6 U	10.0 U	5 U	10 U	5 U	5 U	3 J	5 U	5 U	5 U	5 ST
Bromomethane	000074-83-9	0.4 U	10.0 U	5 U	10 U	5 U	5 U	5 U	5 U	5 U	5 U	5 ST
Chloromethane	000074-87-3	0.6 U	10.0 U	5 U	10 U	5 U	5 U	5 U	5 U	5 U	5 U	5 ST
Iodomethane	000074-88-4	NA	NA	5 U	10 U	5 U	5 U	5 U	5 U	5 U	5 U	5 ST
Dibromomethane	000074-95-3	NA	NA	5 U	10 U	5 U	5 U	5 U	5 U	5 U	5 U	5 ST
Bromodichloromethane	000075-27-4	0.2 U	10.0 U	5 U	10 U	5 U	5 U	5 U	5 U	5 U	5 U	50 GV
Chloroethane	000075-00-3	0.4 U	10.0 U	5 U	10 U	5 U	5 U	5 U	5 U	5 U	5 U	5 ST
Vinyl chloride	000075-01-4	0.6 U	10.0 U	5 U	10 U	5 U	5 U	5 U	5 U	5 U	5 U	2 ST
Methylene chloride	000075-09-2	0.4 U	10.0 U	5 U	10 U	5 U	5 U	5 U	5 U	5 U	5 U	5 ST
Carbon disulfide	000075-15-0	0.4 U	10.0 U	5 U	10 U	5 U	5 U	5 U	5 U	5 U	5 U	60 GV
Bromoform	000075-25-2	0.6 U	10.0 U	5 U	10 U	5 U	5 U	5 U	5 U	5 U	5 U	50 GV
Bromochloromethane	000074-97-5	NA	NA	5 U	10 U	5 U	5 U	5 U	5 U	5 U	5 U	5 ST
1,1-Dichloroethane	000075-34-3	0.4 U	10.0 U	5 U	10 U	5 U	5 U	1 J	5 U	5 U	5 U	5 ST
1,1-Dichloroethene	000075-35-4	0.6 U	10.0 U	5 U	10 U	5 U	5 U	5 U	5 U	5 U	5 U	5 ST
Trichlorofluoromethane	000075-69-4	NA	NA	5 U	10 U	5 U	5 U	5 U	5 U	5 U	5 U	5 ST
1,2-Dichloropropane	000078-87-5	0.4 U	10.0 U	5 U	10 U	5 U	5 U	5 U	5 U	5 U	5 U	1 ST
2-Butanone	000078-93-3	0.2 U	10.0 U	5 U	10 U	5 U	5 U	5 U	5 U	5 U	5 U	50 GV
1,1,2-Trichloroethane	000079-00-5	0.2 U	10.0 U	5 U	10 U	5 U	5 U	5 U	5 U	5 U	5 U	5 ST
Trichloroethene	000079-01-6	0.4 U	10.0 U	5 U	1.8 J	5 U	5 U	5 U	5 U	5 U	5 U	5 ST
1,1,2,2-Tetrachloroethane	000079-34-5	0.2 U	10.0 U	5 U	10 U	5 U	5 U	5 U	5 U	5 U	5 U	5 ST
1,2-Dichlorobenzene	000095-50-1	NA	NA	5 U	10 U	5 U	5 U	5 U	5 U	5 U	5 U	3 ST
1,2-Dibromo-3-chloropropane	000096-12-8	NA	NA	5 U	10 U	5 U	5 U	5 U	5 U	5 U	5 U	0.04 ST
1,2,3-Trichloropropane	000096-18-4	NA	NA	5 U	10 U	5 U	5 U	5 U	5 U	5 U	5 U	0.04 ST
1,1-Dichloropropene	000563-58-6	NA	NA	NA	10 U	NA	NA	NA	NA	NA	NA	5 ST
TOTAL VOCs		U	U	U	1.8	U	U	4	U	U	U	

QUALIFIERS

B Compound was found in the method blank as well as the sample
 U Compound was analyzed for but not detected at the detection limit shown.
 J Compound was found at a concentration below the detection limit, value estimated
 E Concentration exceeds instrument calibration range; value estimated.
 D Result taken from analysis at a secondary dilution
 U* Result qualified as non-detect based on validation criteria

NOTES

GV: Guidance Value
 ST: Standard
 NA: Not Analyzed
 Parameter exceeds Standard/Guidance Value
 NS: Not Sampled

**SONIA ROAD LANDFILL
POST CLOSURE GROUNDWATER MONITORING PROGRAM
HISTORIC AND CURRENT SAMPLE RESULTS
VOLATILE ORGANIC COMPOUNDS**

Sample ID		MW-02S	MW-02S	MW-02S	MW-02S	MW-02S	MW-02S	MW-02S	MW-02S			NYSDEC Class GA GROUNDWATER STANDARD/GUIDANCE VALUE
Date of Collection		10/27/1997	1/28/1998	11/30/2000	1/31/2001	11/20/2003	8/21/2003	5/20/2004	2/28/2005			
Volatile Organic Compounds	CAS #	(ug/l)	(ug/l)	(ug/l)	(ug/l)	(ug/l)	(ug/l)	(ug/l)	(ug/l)			
Ethylbenzene	000100-41-4	0.4 U	10.0 U	5 U	10 U	NS	NS	NS	NS			5 ST
Styrene	000100-42-5	0.4 U	10.0 U	5 U	10 U	NS	NS	NS	NS			5 ST
cis-1,3-Dichloropropene	010061-01-5	0.2 U	10.0 U	5 U	10 U	NS	NS	NS	NS			0.4 ST
trans-1,3-Dichloropropene	010061-02-6	0.2 U	10.0 U	5 U	10 U	NS	NS	NS	NS			0.4 ST
1,4-Dichlorobenzene	000106-46-7	NA	NA	5 U	10 U	NS	NS	NS	NS			3 ST
1,2-Dibromoethane	000106-93-4	NA	NA	5 U	10 U	NS	NS	NS	NS			5 ST
1,2-Dichloroethane	000107-06-2	0.2 U	10.0 U	5 U	10 U	NS	NS	NS	NS			0.6 ST
Acrylonitrile	000107-13-1	NA	NA	5 U	50 U	NS	NS	NS	NS			5 ST
Vinyl Acetate	000108-05-4	NA	NA	5 U	10 U	NS	NS	NS	NS			-
4-Methyl-2-pentanone	000108-10-1	0.2 U	10.0 U	5 U	10 U	NS	NS	NS	NS			-
Toluene	000108-88-3	0.4 U	10.0 U	5 U	10 U	NS	NS	NS	NS			5 ST
Chlorobenzene	000108-90-7	0.4 U	10.0 U	5 U	10 U	NS	NS	NS	NS			5 ST
trans-1,4-Dichloro-2-butene	000110-57-6	NA	NA	5 U	10 U	NS	NS	NS	NS			5 ST
Dibromochloromethane	000124-48-1	0.2 U	10.0 U	5 U	10 U	NS	NS	NS	NS			50 GV
Tetrachloroethene	000127-18-4	0.4 U	10.0 U	5 U	10 U	NS	NS	NS	NS			5 ST
Xylene (total)	001330-20-7	0.6 U	10.0 U	5 U	10 U	NS	NS	NS	NS			5 ST
1,2-Dichloroethene (total)	000540-59-0	0.4 U	10.0 U	NA	10 U	NS	NS	NS	NS			5 ST
cis-1,2-Dichloroethene	000156-59-2	NA	NA	5 U	10 U	NS	NS	NS	NS			5 ST
trans-1,2-Dichloroethene	000156-60-5	NA	NA	5 U	10 U	NS	NS	NS	NS			5 ST
Carbon tetrachloride	000056-23-5	0.4 U	10.0 U	5 U	10 U	NS	NS	NS	NS			5 ST
2-Hexanone	000591-78-6	0.2 U	10.0 U	5 U	10 U	NS	NS	NS	NS			50 GV
1,1,1,2-Tetrachloroethane	000630-20-6	NA	NA	5 U	10 U	NS	NS	NS	NS			5 ST
Acetone	000067-64-1	0.4 U	10.0 U	5 U	10 U	NS	NS	NS	NS			50 GV
Chloroform	000067-66-3	0.2 U	10.0 U	5 U	10 U	NS	NS	NS	NS			7 ST
Benzene	000071-43-2	0.4 U	10.0 U	5 U	10 U	NS	NS	NS	NS			1 ST
1,1,1-Trichloroethane	000071-55-6	0.6 U	10.0 U	5 U	10 U	NS	NS	NS	NS			5 ST
Bromomethane	000074-83-9	0.4 U	10.0 U	5 U	10 U	NS	NS	NS	NS			5 ST
Chloromethane	000074-87-3	0.6 U	10.0 U	5 U	10 U	NS	NS	NS	NS			5 ST
Iodomethane	000074-88-4	NA	NA	5 U	10 U	NS	NS	NS	NS			5 ST
Dibromomethane	000074-95-3	NA	NA	5 U	10 U	NS	NS	NS	NS			5 ST
Bromodichloromethane	000075-27-4	0.2 U	10.0 U	5 U	10 U	NS	NS	NS	NS			50 GV
Chloroethane	000075-00-3	0.4 U	10.0 U	5 U	10 U	NS	NS	NS	NS			5 ST
Vinyl chloride	000075-01-4	0.6 U	10.0 U	5 U	10 U	NS	NS	NS	NS			2 ST
Methylene chloride	000075-09-2	0.4 U	10.0 U	5 U	10 U	NS	NS	NS	NS			5 ST
Carbon disulfide	000075-15-0	0.4 U	10.0 U	5 U	10 U	NS	NS	NS	NS			60 GV
Bromoform	000075-25-2	0.6 U	10.0 U	5 U	10 U	NS	NS	NS	NS			50 GV
Bromochloromethane	000074-97-5	NA	NA	5 U	10 U	NS	NS	NS	NS			5 ST
1,1-Dichloroethane	000075-34-3	0.4 U	10.0 U	5 U	10 U	NS	NS	NS	NS			5 ST
1,1-Dichloroethene	000075-35-4	0.6 U	10.0 U	5 U	10 U	NS	NS	NS	NS			5 ST
Trichlorofluoromethane	000075-69-4	NA	NA	5 U	10 U	NS	NS	NS	NS			5 ST
1,2-Dichloropropane	000078-87-5	0.4 U	10.0 U	5 U	10 U	NS	NS	NS	NS			1 ST
2-Butanone	000078-93-3	0.2 U	10.0 U	5 U	10 U	NS	NS	NS	NS			50 GV
1,1,2-Trichloroethane	000079-00-5	0.2 U	10.0 U	5 U	10 U	NS	NS	NS	NS			5 ST
Trichloroethene	000079-01-6	0.4 U	10.0 U	5 U	10 U	NS	NS	NS	NS			5 ST
1,1,2,2-Tetrachloroethane	000079-34-5	0.2 U	10.0 U	5 U	10 U	NS	NS	NS	NS			5 ST
1,2-Dichlorobenzene	000095-50-1	NA	NA	5 U	10 U	NS	NS	NS	NS			3 ST
1,2-Dibromo-3-chloropropane	000096-12-8	NA	NA	5 U	10 U	NS	NS	NS	NS			0.04 ST
1,2,3-Trichloropropane	000096-18-4	NA	NA	5 U	10 U	NS	NS	NS	NS			0.04 ST
1,1-Dichloropropene	000563-58-6	NA	NA	NA	10 U	NS	NS	NS	NS			5 ST
TOTAL VOCs		U	U	U	U	NS	NS	NS	NS			

QUALIFIERS

B: Compound was found in the method blank as well as the sample
 U: Compound was analyzed for but not detected at the detection limit shown.
 J: Compound was found at a concentration below the detection limit, value estimated
 E: Concentration exceeds instrument calibration range, value estimated.
 D: Result taken from analysis at a secondary dilution.
 U*: Result qualified as non-detect based on validation criteria

NOTES

GV: Guidance Value
 ST: Standard
 NA: Not Analyzed
 Parameter exceeds Standard/Guidance Value
 NS: Not Sampled

SONIA ROAD LANDFILL
POST CLOSURE GROUNDWATER MONITORING PROGRAM
HISTORIC AND CURRENT SAMPLE RESULTS
VOLATILE ORGANIC COMPOUNDS

Sample ID		MW-03D	MW-03D	MW-03D	MW-03D						NYSDEC Class GA GROUNDWATER STANDARD/GUIDANCE VALUE
Date of Collection		10/30/1997	2/2/1998	12/7/2000	2/2/2001						
Volatiles Organic Compounds	CAS #	(ug/l)	(ug/l)	(ug/l)	(ug/l)						
Ethylbenzene	000100-41-4	1.40 U	10.0 U	5 U	10 U						5 ST
Styrene	000100-42-5	1.40 U	10.0 U	5 U	10 U						5 ST
cis-1,3-Dichloropropene	010061-01-5	1.40 U	10.0 U	5 U	10 U						0.4 ST
trans-1,3-Dichloropropene	010061-02-6	1.80 U	10.0 U	5 U	10 U						0.4 ST
1,4-Dichlorobenzene	000106-46-7	NA	NA	5 U	10 U						3 ST
1,2-Dibromoethane	000106-93-4	NA	NA	5 U	10 U						5 ST
1,2-Dichloroethane	000107-06-2	1.40 U	10.0 U	5 U	10 U						0.6 ST
Acrylonitrile	000107-13-1	NA	NA	5 U	50 U						5 ST
Vinyl Acetate	000108-05-4	NA	NA	5 U	10 U						-
4-Methyl-2-pentanone	000108-10-1	1.40 U	10.0 U	5 U	10 U						-
Toluene	000108-88-3	1.20 U	10.0 U	5 U	10 U						5 ST
Chlorobenzene	000108-90-7	1.40 U	10.0 U	5 U	10 U						5 ST
trans-1,4-Dichloro-2-butene	000110-57-6	NA	NA	5 U	10 U						5 ST
Dibromochloromethane	000124-48-1	2.20 U	10.0 U	5 U	10 U						50 GV
Tetrachloroethene	000127-18-4	1.40 U	2.0 J	5 U	10 U						5 ST
Xylene (total)	001330-20-7	1.60 U	10.0 U	5 U	10 U						5 ST
1,2-Dichloroethene (total)	000540-59-0	2.60 U	10.0 U	NA	10 U						5 ST
cis-1,2-Dichloroethene	000156-59-2	NA	NA	5 U	10 U						5 ST
trans-1,2-Dichloroethene	000156-60-5	NA	NA	5 U	10 U						5 ST
Carbon tetrachloride	000056-23-5	1.80 U	3.0 J	5 U	10 U						5 ST
2-Hexanone	000591-78-6	1.40 U	10.0 U	5 U	10 U						50 GV
1,1,1,2-Tetrachloroethane	000630-20-6	NA	NA	5 U	10 U						5 ST
Acetone	000067-64-1	3.40 U	10.0 U	5 U	10 U						50 GV
Chloroform	000067-66-3	1.40 U	10.0 U	5 U	10 U						7 ST
Benzene	000071-43-2	1.40 U	10.0 U	5 U	10 U						1 ST
1,1,1-Trichloroethane	000071-55-6	61	18	2 J	2.1 J						5 ST
Bromomethane	000074-83-9	1.40 U	10.0 U	5 U	10 U						5 ST
Chloromethane	000074-87-3	1.40 U	10.0 U	5 U	10 U						5 ST
Iodomethane	000074-88-4	NA	NA	5 U	10 U						5 ST
Dibromomethane	000074-95-3	NA	NA	5 U	10 U						5 ST
Bromodichloromethane	000075-27-4	1.80 U	10.0 U	5 U	10 U						50 GV
Chloroethane	000075-00-3	1.40 U	10.0 U	5 U	10 U						5 ST
Vinyl chloride	000075-01-4	1.40 U	10.0 U	5 U	10 U						2 ST
Methylene chloride	000075-09-2	1.40 U	2.5 J	5 U	10 U						5 ST
Carbon disulfide	000075-15-0	1.20 U	10.0 U	5 U	10 U						60 GV
Bromoform	000075-25-2	1.80 U	10.0 U	5 U	10 U						50 GV
Bromochloromethane	000074-97-5	NA	NA	5 U	10 U						5 ST
1,1-Dichloroethane	000075-34-3	10 J	3.5 J	4 J	3.5 J						5 ST
1,1-Dichloroethene	000075-35-4	9 J	2.9 J	5 U	10 U						5 ST
Trichlorofluoromethane	000075-69-4	NA	NA	5 U	10 U						5 ST
1,2-Dichloropropane	000078-87-5	1.40 U	10.0 U	5 U	10 U						1 ST
2-Butanone	000078-93-3	2.20 U	10.0 U	5 U	10 U						50 GV
1,1,2-Trichloroethane	000079-00-5	2.00 U	10.0 U	5 U	10 U						5 ST
Trichloroethene	000079-01-6	1 J	10.0 U	5 U	1.1 J						5 ST
1,1,2,2-Tetrachloroethane	000079-34-5	2.20 U	10.0 U	5 U	10 U						5 ST
1,2-Dichlorobenzene	000095-50-1	NA	NA	5 U	10 U						3 ST
1,2-Dibromo-3-chloropropane	000096-12-8	NA	NA	5 U	10 U						0.04 ST
1,2,3-Trichloropropane	000096-18-4	NA	NA	5 U	2.1 J						0.04 ST
1,1-Dichloropropene	000563-58-6	NA	NA	NA	10 U						5 ST
TOTAL VOCs		81	31.9	6	8.8						

QUALIFIERS

B Compound was found in the method blank as well as the sample
 U Compound was analyzed for but not detected at the detection limit shown
 J Compound was found at a concentration below the detection limit, value estimated
 E Concentration exceeds instrument calibration range, value estimated
 D Result taken from analysis at a secondary dilution
 U* Result qualified as non-detect based on validation criteria

NOTES

GV Guidance Value
 ST Standard
 NA Not Analyzed
 Parameter exceeds Standard/Guidance Value
 NS Not Sampled

SONIA ROAD LANDFILL
POST CLOSURE GROUNDWATER MONITORING PROGRAM
HISTORIC AND CURRENT SAMPLE RESULTS
VOLATILE ORGANIC COMPOUNDS

Sample ID		MW-031	MW-031	MW-031	MW-031							NYSDEC Class GA GROUNDWATER STANDARD/GUIDANCE VALUE
Date of Collection		10/30/1997	2/2/1998	12/7/2000	2/2/2001							
Volatile Organic Compounds	CAS #	(ug/l)	(ug/l)	(ug/l)	(ug/l)							
Ethylbenzene	000100-41-4	1.40 U	10.0 U	5 U	10 U							5 ST
Styrene	000100-42-5	1.40 U	10.0 U	5 U	10 U							5 ST
cis-1,3-Dichloropropene	010061-01-5	1.40 U	10.0 U	5 U	10 U							0.4 ST
trans-1,3-Dichloropropene	010061-02-6	1.80 U	10.0 U	5 U	10 U							0.4 ST
1,4-Dichlorobenzene	000106-46-7	NA	NA	5 U	10 U							3 ST
1,2-Dibromoethane	000106-93-4	NA	NA	5 U	10 U							5 ST
1,2-Dichloroethane	000107-06-2	1.40 U	10.0 U	5 U	10 U							0.6 ST
Acrylonitrile	000107-13-1	NA	NA	5 U	50 U							5 ST
Vinyl Acetate	000108-05-4	NA	NA	5 U	10 U							-
4-Methyl-2-pentanone	000108-10-1	1.40 U	10.0 U	5 U	10 U							-
Toluene	000108-88-3	1.20 U	10.0 U	5 U	10 U							5 ST
Chlorobenzene	000108-90-7	1.40 U	10.0 U	5 U	10 U							5 ST
trans-1,4-Dichloro-2-butene	000110-57-6	NA	NA	5 U	10 U							5 ST
Dibromochloromethane	000124-48-1	2.20 U	10.0 U	5 U	10 U							50 GV
Tetrachloroethene	000127-18-4	1.40 U	10.0 U	5 U	10 U							5 ST
Xylene (total)	001330-20-7	1.60 U	10.0 U	5 U	10 U							5 ST
1,2-Dichloroethene (total)	000540-59-0	2.60 U	10.0 U	NA	10 U							5 ST
cis-1,2-Dichloroethene	000156-59-2	NA	NA	5 U	10 U							5 ST
trans-1,2-Dichloroethene	000156-60-5	NA	NA	5 U	10 U							5 ST
Carbon tetrachloride	000056-23-5	1.80 U	10.0 U	5 U	10 U							5 ST
2-Hexanone	000591-78-6	1.40 U	10.0 U	5 U	10 U							50 GV
1,1,1,2-Tetrachloroethane	000630-20-6	NA	NA	5 U	10 U							5 ST
Acetone	000067-64-1	3.40 U	10.0 U	5 U	10 U							50 GV
Chloroform	000067-66-3	1.40 U	10.0 U	5 U	10 U							7 ST
Benzene	000071-43-2	1.40 U	10.0 U	5 U	10 U							1 ST
1,1,1-Trichloroethane	000071-55-6	12	9.8 J	2 J	1.9 J							5 ST
Bromomethane	000074-83-9	1.40 U	10.0 U	5 U	10 U							5 ST
Chloromethane	000074-87-3	1.40 U	10.0 U	5 U	10 U							5 ST
Iodomethane	000074-88-4	NA	NA	5 U	10 U							5 ST
Dibromomethane	000074-95-3	NA	NA	5 U	10 U							5 ST
Bromodichloromethane	000075-27-4	1.80 U	10.0 U	5 U	10 U							50 GV
Chloroethane	000075-00-3	1.40 U	10.0 U	5 U	10 U							5 ST
Vinyl chloride	000075-01-4	1.40 U	10.0 U	5 U	10 U							2 ST
Methylene chloride	000075-09-2	1.40 U	10.0 U	5 U	10 U							5 ST
Carbon disulfide	000075-15-0	1.20 U	10.0 U	5 U	10 U							60 GV
Bromoform	000075-25-2	1.80 U	10.0 U	5 U	10 U							50 GV
Bromochloromethane	000074-97-5	NA	NA	5 U	10 U							5 ST
1,1-Dichloroethane	000075-34-3	46	36	2 J	2.4 J							5 ST
1,1-Dichloroethene	000075-35-4	5 J	3.6 J	5 U	10 U							5 ST
Trichlorofluoromethane	000075-69-4	NA	NA	5 U	10 U							5 ST
1,2-Dichloropropane	000078-87-5	1.40 U	10.0 U	5 U	10 U							1 ST
2-Butanone	000078-93-3	2.20 U	10.0 U	5 U	10 U							50 GV
1,1,2-Trichloroethane	000079-00-5	2.00 U	10.0 U	5 U	10 U							5 ST
Trichloroethene	000079-01-6	3 J	3.0 J	5 U	1.0 J							5 ST
1,1,2,2-Tetrachloroethane	000079-34-5	2.20 U	10.0 U	5 U	10 U							5 ST
1,2-Dichlorobenzene	000095-50-1	NA	NA	5 U	10 U							3 ST
1,2-Dibromo-3-chloropropane	000096-12-8	NA	NA	5 U	10 U							0.04 ST
1,2,3-Trichloropropane	000096-18-4	NA	NA	5 U	1.5 J							0.04 ST
1,1-Dichloropropene	000563-58-6	NA	NA	NA	10 U							5 ST
TOTAL VOCs		66	52.4	4	6.8							

QUALIFIERS

B Compound was found in the method blank as well as the sample
 U Compound was analyzed for but not detected at the detection limit shown.
 J Compound was found at a concentration below the detection limit, value estimated
 E Concentration exceeds instrument calibration range; value estimated.
 D Result taken from analysis at a secondary dilution.
 U*: Result qualified as non-detect based on validation criteria

NOTES

GV: Guidance Value
 ST: Standard
 NA: Not Analyzed
 : Parameter exceeds Standard/Guidance Value
 NS: Not Sampled

**SONIA ROAD LANDFILL
POST CLOSURE GROUNDWATER MONITORING PROGRAM
HISTORIC AND CURRENT SAMPLE RESULTS
VOLATILE ORGANIC COMPOUNDS**

Sample ID		MW-03S	MW-03S	MW-03S	MW-03S	MW-03S	MW-03S	MW-03S	MW-03S	MW-03S	MW-03S	MW-03S	NYSDEC Class GA GROUNDWATER
Date of Collection		10/30/1997	2/2/1998	12/6/2000	2/2/2001	11/22/2002	8/25/2003	5/24/2004	3/2/2005	11/29/2006	2/22/2007		STANDARD/GUIDANCE VALUE
Volatile Organic Compounds	CAS #	(ug/l)	(ug/l)	(ug/l)	(ug/l)	(ug/l)	(ug/l)	(ug/l)	(ug/l)	(ug/l)	(ug/l)		
Ethylbenzene	000100-41-4	1.40 U	10.0 U	5 U	10 U	5 U	5 U	5 U	5 U	5 U	5 U	5 U	5 ST
Styrene	000100-42-5	1.40 U	10.0 U	5 U	10 U	5 U	5 U	5 U	5 U	5 U	5 U	5 U	5 ST
cis-1,3-Dichloropropene	010061-01-5	1.40 U	10.0 U	5 U	10 U	5 U	5 U	5 U	5 U	5 U	5 U	5 U	0.4 ST
trans-1,3-Dichloropropene	010061-02-6	1.80 U	10.0 U	5 U	10 U	5 U	5 U	5 U	5 U	5 U	5 U	5 U	0.4 ST
1,4-Dichlorobenzene	000106-46-7	NA	NA	5 U	10 U	5 U	5 U	5 U	5 U	5 U	5 U	5 U	3 ST
1,2-Dibromoethane	000106-93-4	NA	NA	5 U	10 U	5 U	5 U	5 U	5 U	5 U	5 U	5 U	5 ST
1,2-Dichloroethane	000107-06-2	1.40 U	10.0 U	5 U	10 U	5 U	5 U	5 U	5 U	5 U	5 U	5 U	0.6 ST
Acrylonitrile	000107-13-1	NA	NA	5 U	50 U	5 U	5 U	5 U	5 U	5 U	5 U	5 U	5 ST
Vinyl Acetate	000108-05-4	NA	NA	5 U	10 U	5 U	5 U	5 U	5 U	5 U	5 U	5 U	-
4-Methyl-2-pentanone	000108-10-1	1.40 U	10.0 U	5 U	10 U	5 U	5 U	5 U	5 U	5 U	5 U	5 U	-
Toluene	000108-88-3	1.20 U	10.0 U	5 U	10 U	5 U	5 U	5 U	5 U	5 U	5 U	5 U	5 ST
Chlorobenzene	000108-90-7	1.40 U	10.0 U	5 U	10 U	5 U	5 U	5 U	5 U	5 U	5 U	5 U	5 ST
trans-1,4-Dichloro-2-butene	000110-57-6	NA	NA	5 U	10 U	5 U	5 U	5 U	5 U	5 U	5 U	5 U	5 ST
Dibromochloromethane	000124-48-1	2.20 U	10.0 U	5 U	10 U	5 U	5 U	5 U	5 U	5 U	5 U	5 U	50 GV
Tetrachloroethene	000127-18-4	1.40 U	10.0 U	5 U	10 U	5 U	5 U	5 U	5 U	5 U	5 U	5 U	5 ST
Xylene (total)	001330-20-7	1.60 U	10.0 U	5 U	10 U	5 U	5 U	5 U	5 U	5 U	5 U	5 U	5 ST
1,2-Dichloroethene (total)	000540-59-0	2.60 U	10.0 U	NA	10 U	NA	NA	NA	NA	NA	NA	NA	5 ST
cis-1,2-Dichloroethene	000156-59-2	NA	NA	5 U	10 U	5 U	5 U	5 U	5 U	5 U	5 U	5 U	5 ST
trans-1,2-Dichloroethene	000156-60-5	NA	NA	5 U	10 U	5 U	5 U	5 U	5 U	5 U	5 U	5 U	5 ST
Carbon tetrachloride	000056-23-5	1.80 U	10.0 U	5 U	10 U	5 U	5 U	5 U	5 U	5 U	5 U	5 U	5 ST
2-Hexanone	000591-78-6	1.40 U	10.0 U	5 U	10 U	5 U	5 U	5 U	5 U	5 U	5 U	5 U	50 GV
1,1,1,2-Tetrachloroethane	000630-20-6	NA	NA	5 U	10 U	5 U	5 U	5 U	5 U	5 U	5 U	5 U	5 ST
Acetone	000067-64-1	3.40 U	10.0 U	5 U	10 U	5 U	5 U	5 U	5 U	5 U	5 U	5 U	50 GV
Chloroform	000067-66-3	1.40 U	10.0 U	5 U	10 U	5 U	5 U	5 U	5 U	5 U	5 U	5 U	7 ST
Benzene	000071-43-2	1.40 U	10.0 U	5 U	10 U	5 U	5 U	5 U	5 U	5 U	5 U	5 U	1 ST
1,1,1-Trichloroethane	000071-55-6	1.80 U	10.0 U	5 U	10 U	5 U	5 U	5 U	5 U	5 U	5 U	5 U	5 ST
Bromomethane	000074-83-9	1.40 U	10.0 U	5 U	10 U	5 U	5 U	5 U	5 U	5 U	5 U	5 U	5 ST
Chloromethane	000074-87-3	1.40 U	10.0 U	5 U	10 U	5 U	5 U	5 U	5 U	5 U	5 U	5 U	5 ST
Iodomethane	000074-88-4	NA	NA	5 U	10 U	5 U	5 U	5 U	5 U	5 U	5 U	5 U	5 ST
Dibromomethane	000074-95-3	NA	NA	5 U	10 U	5 U	5 U	5 U	5 U	5 U	5 U	5 U	5 ST
Bromodichloromethane	000075-27-4	1.80 U	10.0 U	5 U	10 U	5 U	5 U	5 U	5 U	5 U	5 U	5 U	50 GV
Chloroethane	000075-00-3	4 J	10.0 U	3 J	2.8 J	5 U	5 U	5 U	5 U	5 U	5 U	5 U	5 ST
Vinyl chloride	000075-01-4	1.40 U	10.0 U	5 U	10 U	5 U	5 U	5 U	5 U	5 U	5 U	5 U	2 ST
Methylene chloride	000075-09-2	1.40 U	10.0 U	5 U	10 U	5 U	5 U	5 U	5 U	5 U	5 U	5 U	5 ST
Carbon disulfide	000075-15-0	1.20 U	10.0 U	5 U	10 U	5 U	5 U	5 U	5 U	5 U	5 U	5 U	60 GV
Bromoform	000075-25-2	1.80 U	10.0 U	5 U	10 U	5 U	5 U	5 U	5 U	5 U	5 U	5 U	50 GV
Bromochloromethane	000074-97-5	NA	NA	5 U	10 U	5 U	5 U	5 U	5 U	5 U	5 U	5 U	5 ST
1,1-Dichloroethane	000075-34-3	1.20 U	10.0 U	5 U	10 U	5 U	5 U	5 U	5 U	5 U	5 U	5 U	5 ST
1,1-Dichloroethene	000075-35-4	1.40 U	10.0 U	5 U	10 U	5 U	5 U	5 U	5 U	5 U	5 U	5 U	5 ST
Trichlorofluoromethane	000075-69-4	NA	NA	5 U	10 U	5 U	5 U	5 U	5 U	5 U	5 U	5 U	5 ST
1,2-Dichloropropane	000078-87-5	1.40 U	10.0 U	5 U	10 U	5 U	5 U	5 U	5 U	5 U	5 U	5 U	1 ST
2-Butanone	000078-93-3	2.20 U	10.0 U	5 U	10 U	5 U	5 U	5 U	5 U	5 U	5 U	5 U	50 GV
1,1,2-Trichloroethane	000079-00-5	2.00 U	10.0 U	5 U	10 U	5 U	5 U	5 U	5 U	5 U	5 U	5 U	5 ST
Trichloroethene	000079-01-6	1.40 U	10.0 U	5 U	10 U	5 U	5 U	5 U	5 U	5 U	5 U	5 U	5 ST
1,1,2,2-Tetrachloroethane	000079-34-5	2.20 U	10.0 U	5 U	10 U	5 U	5 U	5 U	5 U	5 U	5 U	5 U	5 ST
1,2-Dichlorobenzene	000095-50-1	NA	NA	5 U	10 U	5 U	5 U	5 U	5 U	5 U	5 U	5 U	3 ST
1,2-Dibromo-3-chloropropane	000096-12-8	NA	NA	5 U	10 U	5 U	5 U	5 U	5 U	5 U	5 U	5 U	0.04 ST
1,2,3-Trichloropropane	000096-18-4	NA	NA	5 U	10 U	5 U	5 U	5 U	5 U	5 U	5 U	5 U	0.04 ST
1,1-Dichloropropene	000563-58-6	NA	NA	NA	10 U	NA	NA	NA	NA	NA	NA	NA	5 ST
TOTAL VOCs		4	U	3	2.8	U	U	U	U	U	U	U	

QUALIFIERS

B Compound was found in the method blank as well as the sample
 U Compound was analyzed for but not detected at the detection limit shown
 J Compound was found at a concentration below the detection limit, value estimated
 E Concentration exceeds instrument calibration range, value estimated.
 D Result taken from analysis at a secondary dilution.
 U* Result qualified as non-detect based on validation criteria

NOTES

GV: Guidance Value
 ST: Standard
 NA: Not Analyzed
 Parameter exceeds Standard/Guidance Value
 NS: Not Sampled

SONIA ROAD LANDFILL
POST CLOSURE GROUNDWATER MONITORING PROGRAM
HISTORIC AND CURRENT SAMPLE RESULTS
VOLATILE ORGANIC COMPOUNDS

Sample ID		MW-04D	MW-04D	MW-04D	MW-04D	MW-04D	MW-04D	MW-04D	MW-04D	MW-04D	MW-04D	MW-04D	NYSDEC Class GA GROUNDWATER STANDARD/GUIDANCE VALUE
Date of Collection		10/28/1997	1/28/1998	12/6/2000	2/1/2001	11/21/2002	8/25/2003	5/24/2004	03/01/05	11/30/06	02/23/07		
Volatile Organic Compounds	CAS #	(ug/l)	(ug/l)	(ug/l)	(ug/l)	(ug/l)	(ug/l)	(ug/l)	(ug/l)	(ug/l)	(ug/l)		
Ethylbenzene	000100-41-4	0.4 U	10.0 U	5 U	10 U	5 U	5 U	5 U	5 U	5 U	5 U	5 ST	
Styrene	000100-42-5	0.4 U	10.0 U	5 U	10 U	5 U	5 U	5 U	5 U	5 U	5 U	5 ST	
cis-1,3-Dichloropropene	010061-01-5	0.2 U	10.0 U	5 U	10 U	5 U	5 U	5 U	5 U	5 U	5 U	0.4 ST	
trans-1,3-Dichloropropene	010061-02-6	0.2 U	10.0 U	5 U	10 U	5 U	5 U	5 U	5 U	5 U	5 U	0.4 ST	
1,4-Dichlorobenzene	000106-46-7	NA	NA	5 U	10 U	5 U	5 U	5 U	5 U	5 U	5 U	3 ST	
1,2-Dibromoethane	000106-93-4	NA	NA	5 U	10 U	5 U	5 U	5 U	5 U	5 U	5 U	5 ST	
1,2-Dichloroethane	000107-06-2	0.2 U	10.0 U	5 U	10 U	5 U	5 U	5 U	5 U	5 U	5 U	0.6 ST	
Acrylonitrile	000107-13-1	NA	NA	5 U	10 U	5 U	5 U	5 U	5 U	5 U	5 U	5 ST	
Vinyl Acetate	000108-05-4	NA	NA	5 U	10 U	5 U	5 U	5 U	5 U	5 U	5 U	-	
4-Methyl-2-pentanone	000108-10-1	0.2 U	10.0 U	5 U	10 U	5 U	5 U	5 U	5 U	5 U	5 U	-	
Toluene	000108-88-3	0.4 U	10.0 U	5 U	10 U	1 J	5 U	5 U	5 U	5 U	5 U	5 ST	
Chlorobenzene	000108-90-7	1 J	10.0 U	5 U	10 U	5 U	5 U	1 J	5 U	5 U	5 U	5 ST	
trans-1,4-Dichloro-2-butene	000110-57-6	NA	NA	5 U	10 U	5 U	5 U	5 U	5 U	5 U	5 U	5 ST	
Dibromochloromethane	000124-48-1	0.2 U	10.0 U	5 U	10 U	5 U	5 U	5 U	5 U	5 U	5 U	50 GV	
Tetrachloroethene	000127-18-4	4 J	2.5 J	5 U	10 U	5 U	5 U	5 U	5 U	5 U	5 U	5 ST	
Xylene (total)	001330-20-7	0.6 U	10.0 U	5 U	10 U	5 U	5 U	5 U	5 U	5 U	5 U	5 ST	
1,2-Dichloroethene (total)	000540-59-0	7 J	3.0 J	NA	10 U	NA	NA	NA	NA	NA	NA	5 ST	
cis-1,2-Dichloroethene	000156-59-2	NA	NA	5 U	10 U	5 U	5 U	5 U	5 U	5 U	5 U	5 ST	
trans-1,2-Dichloroethene	000156-60-5	NA	NA	5 U	10 U	5 U	5 U	5 U	5 U	5 U	5 U	5 ST	
Carbon tetrachloride	000056-23-5	0.4 U	10.0 U	5 U	10 U	5 U	5 U	5 U	5 U	5 U	5 U	5 ST	
2-Hexanone	000591-78-6	0.2 U	10.0 U	5 U	10 U	5 U	5 U	5 U	5 U	5 U	5 U	50 GV	
1,1,1,2-Tetrachloroethane	000630-20-6	NA	NA	5 U	10 U	5 U	5 U	5 U	5 U	5 U	5 U	5 ST	
Acetone	000067-64-1	0.4 U	10.0 U	5 U	10 U	5 U	5 U	5 U	5 U	5 U	5 U	50 GV	
Chloroform	000067-66-3	0.2 U	10.0 U	5 U	10 U	5 U	5 U	5 U	5 U	5 U	5 U	7 ST	
Benzene	000071-43-2	0.4 U	10.0 U	5 U	10 U	5 U	5 U	5 U	5 U	5 U	5 U	1 ST	
1,1,1-Trichloroethane	000071-55-6	0.6 U	10.0 U	5 U	10 U	5 U	5 U	5 U	5 U	5 U	5 U	5 ST	
Bromomethane	000074-83-9	0.4 U	10.0 U	5 U	10 U	5 U	5 U	5 U	5 U	5 U	5 U	5 ST	
Chloromethane	000074-87-3	0.6 U	10.0 U	5 U	10 U	5 U	5 U	5 U	5 U	5 U	5 U	5 ST	
Iodomethane	000074-88-4	NA	NA	5 U	10 U	5 U	5 U	5 U	5 U	5 U	5 U	5 ST	
Dibromomethane	000074-95-3	NA	NA	5 U	10 U	5 U	5 U	5 U	5 U	5 U	5 U	5 ST	
Bromodichloromethane	000075-27-4	0.2 U	10.0 U	5 U	10 U	5 U	5 U	5 U	5 U	5 U	5 U	50 GV	
Chloroethane	000075-00-3	11	27	4 J	2.5 J	5 U	3 J	3 J	4 J	5 U	5 U	5 ST	
Vinyl chloride	000075-01-4	0.6 U	10.0 U	5 U	10 U	5 U	5 U	5 U	5 U	5 U	5 U	2 ST	
Methylene chloride	000075-09-2	0.4 U	10.0 U	5 U	10 U	5 U	5 U	5 U	5 U	5 U	5 U	5 ST	
Carbon disulfide	000075-15-0	0.4 U	10.0 U	5 U	10 U	5 U	5 U	5 U	5 U	5 U	5 U	60 GV	
Bromoform	000075-25-2	0.6 U	10.0 U	5 U	10 U	5 U	5 U	5 U	5 U	5 U	5 U	50 GV	
Bromochloromethane	000074-97-5	NA	NA	5 U	10 U	5 U	5 U	5 U	5 U	5 U	5 U	5 ST	
1,1-Dichloroethane	000075-34-3	0.4 U	10.0 U	5 U	10 U	5 U	5 U	5 U	5 U	5 U	5 U	5 ST	
1,1-Dichloroethene	000075-35-4	0.6 U	10.0 U	5 U	10 U	5 U	5 U	5 U	5 U	5 U	5 U	5 ST	
Trichlorofluoromethane	000075-69-4	NA	NA	5 U	10 U	5 U	5 U	5 U	5 U	5 U	5 U	5 ST	
1,2-Dichloropropane	000078-87-5	0.4 U	10.0 U	5 U	10 U	5 U	5 U	5 U	5 U	5 U	5 U	1 ST	
2-Butanone	000078-93-3	0.2 U	10.0 U	5 U	10 U	5 U	5 U	5 U	5 U	5 U	5 U	50 GV	
1,1,2-Trichloroethane	000079-00-5	0.2 U	10.0 U	5 U	10 U	5 U	5 U	5 U	5 U	5 U	5 U	5 ST	
Trichloroethene	000079-01-6	0.4 U	10.0 U	5 U	10 U	5 U	5 U	5 U	5 U	5 U	5 U	5 ST	
1,1,2,2-Tetrachloroethane	000079-34-5	0.2 U	10.0 U	5 U	10 U	5 U	5 U	5 U	5 U	5 U	5 U	5 ST	
1,2-Dichlorobenzene	000095-50-1	NA	NA	5 U	10 U	5 U	5 U	5 U	5 U	5 U	5 U	3 ST	
1,2-Dibromo-3-chloropropane	000096-12-8	NA	NA	5 U	10 U	5 U	5 U	5 U	5 U	5 U	5 U	0.04 ST	
1,2,3-Trichloropropane	000096-18-4	NA	NA	5 U	10 U	5 U	5 U	5 U	5 U	5 U	5 U	0.04 ST	
1,1-Dichloropropene	000563-58-6	NA	NA	NA	10 U	NA	NA	NA	NA	NA	NA	5 ST	
TOTAL VOCs		23	32.5	4	2.5	1	3	4	4	U	U		

QUALIFIERS

- B Compound was found in the method blank as well as the sample
 U Compound was analyzed for but not detected at the detection limit shown
 J Compound was found at a concentration below the detection limit, value estimated
 E Concentration exceeds instrument calibration range, value estimated.
 D Result taken from analysis at a secondary dilution.
 U* Result qualified as non-detect based on validation criteria

NOTES

- GV: Guidance Value
 ST: Standard
 NA: Not Analyzed
 Parameter exceeds Standard/Guidance Value
 NS: Not Sampled

SONIA ROAD LANDFILL
POST CLOSURE GROUNDWATER MONITORING PROGRAM
HISTORIC AND CURRENT SAMPLE RESULTS
VOLATILE ORGANIC COMPOUNDS

Sample ID		MW-041	MW-041	MW-041	MW-041	MW-041	MW-041	MW-041	MW-041	MW-041	MW-041	NYSDEC Class GA
Date of Collection		10/29/1997	1/28/1998	12/6/2000	2/1/2001	11/22/2002	8/22/2003	5/24/2004	03/01/05	11/30/06	02/23/07	GROUNDWATER
Volatiles Organic Compounds	CAS #	(ug/l)	(ug/l)	(ug/l)	(ug/l)	(ug/l)	(ug/l)	(ug/l)	(ug/l)	(ug/l)	(ug/l)	STANDARD/GUIDANCE VALUE
Ethylbenzene	000100-41-4	0.4 U	10.0 U	5 U	10 U	5 U	5 U	5 U	5 U	5 U	5 U	5 ST
Styrene	000100-42-5	0.4 U	10.0 U	5 U	10 U	5 U	5 U	5 U	5 U	5 U	5 U	5 ST
cis-1,3-Dichloropropene	010061-01-5	0.2 U	10.0 U	5 U	10 U	5 U	5 U	5 U	5 U	5 U	5 U	0.4 ST
trans-1,3-Dichloropropene	010061-02-6	0.2 U	10.0 U	5 U	10 U	5 U	5 U	5 U	5 U	5 U	5 U	0.4 ST
1,4-Dichlorobenzene	000106-46-7	NA	NA	5 U	10 U	5 U	5 U	5 U	2 J	5 U	5 U	3 ST
1,2-Dibromoethane	000106-93-4	NA	NA	5 U	10 U	5 U	5 U	5 U	5 U	5 U	5 U	5 ST
1,2-Dichloroethane	000107-06-2	0.2 U	10.0 U	5 U	10 U	5 U	5 U	5 U	5 U	5 U	5 U	0.6 ST
Acrylonitrile	000107-13-1	NA	NA	5 U	50 U	5 U	5 U	5 U	5 U	5 U	5 U	5 ST
Vinyl Acetate	000108-05-4	NA	NA	5 U	10 U	5 U	5 U	5 U	5 U	5 U	5 U	-
4-Methyl-2-pentanone	000108-10-1	3 J	10.0 U	5 U	10 U	5 U	5 U	5 U	5 U	5 U	5 U	-
Toluene	000108-88-3	1 J	10.0 U	5 U	10 U	5 U	5 U	5 U	5 U	5 U	5 U	5 ST
Chlorobenzene	000108-90-7	0.4 U	10.0 U	2 J	1.4 J	2 J	3 J	1 J	3 J	5 U	5 U	5 ST
trans-1,4-Dichloro-2-butene	000110-57-6	NA	NA	5 U	10 U	5 U	5 U	5 U	5 U	5 U	5 U	5 ST
Dibromochloromethane	000124-48-1	0.2 U	10.0 U	5 U	10 U	5 U	5 U	5 U	5 U	5 U	5 U	50 GV
Tetrachloroethene	000127-18-4	0.4 U	10.0 U	5 U	10 U	5 U	5 U	5 U	5 U	5 U	5 U	5 ST
Xylene (total)	001330-20-7	0.6 U	10.0 U	5 U	10 U	5 U	5 U	5 U	5 U	5 U	5 U	5 ST
1,2-Dichloroethene (total)	000540-59-0	0.4 U	10.0 U	NA	10 U	NA	NA	NA	NA	NA	NA	5 ST
cis-1,2-Dichloroethene	000156-59-2	NA	NA	5 U	10 U	5 U	5 U	5 U	5 U	5 U	5 U	5 ST
trans-1,2-Dichloroethene	000156-60-5	NA	NA	5 U	10 U	5 U	5 U	5 U	5 U	5 U	5 U	5 ST
Carbon tetrachloride	000056-23-5	0.4 U	10.0 U	5 U	10 U	5 U	5 U	5 U	5 U	5 U	5 U	5 ST
2-Hexanone	000591-78-6	0.2 U	10.0 U	5 U	10 U	5 U	5 U	5 U	5 U	5 U	5 U	50 GV
1,1,1,2-Tetrachloroethane	000630-20-6	NA	NA	5 U	10 U	5 U	5 U	5 U	5 U	5 U	5 U	5 ST
Acetone	000067-64-1	5 J	10.0 U	5 U	10 U	5 U	5 U	5 U	5 U	5 U	5 U	50 GV
Chloroform	000067-66-3	0.2 U	10.0 U	5 U	10 U	5 U	5 U	5 U	5 U	5 U	5 U	7 ST
Benzene	000071-43-2	0.4 U	10.0 U	5 U	10 U	5 U	5 U	5 U	5 U	5 U	5 U	1 ST
1,1,1-Trichloroethane	000071-55-6	0.6 U	10.0 U	5 U	10 U	5 U	5 U	5 U	5 U	5 U	5 U	5 ST
Bromomethane	000074-83-9	0.4 U	10.0 U	5 U	10 U	5 U	5 U	5 U	5 U	5 U	5 U	5 ST
Chloromethane	000074-87-3	0.6 U	10.0 U	5 U	10 U	5 U	5 U	5 U	5 U	5 U	5 U	5 ST
Iodomethane	000074-88-4	NA	NA	5 U	10 U	5 U	5 U	5 U	5 U	5 U	5 U	5 ST
Dibromomethane	000074-95-3	NA	NA	5 U	10 U	5 U	5 U	5 U	5 U	5 U	5 U	5 ST
Bromodichloromethane	000075-27-4	0.2 U	10.0 U	5 U	10 U	5 U	5 U	5 U	5 U	5 U	5 U	50 GV
Chloroethane	000075-00-3	20	8.6 J	63	29	11	5	58	10	5 U	5 U	5 ST
Vinyl chloride	000075-01-4	0.6 U	10.0 U	5 U	10 U	5 U	5 U	5 U	5 U	5 U	5 U	2 ST
Methylene chloride	000075-09-2	0.4 U	10.0 U	5 U	10 U	5 U	5 U	5 U	5 U	5 U	5 U	5 ST
Carbon disulfide	000075-15-0	0.4 U	10.0 U	5 U	10 U	5 U	5 U	5 U	5 U	5 U	5 U	60 GV
Bromoform	000075-25-2	0.6 U	10.0 U	5 U	10 U	5 U	5 U	5 U	5 U	5 U	5 U	50 GV
Bromochloromethane	000074-97-5	NA	NA	5 U	10 U	5 U	5 U	5 U	5 U	5 U	5 U	5 ST
1,1-Dichloroethane	000075-34-3	0.4 U	10.0 U	5 U	10 U	5 U	5 U	5 U	5 U	1 J	5 U	5 ST
1,1-Dichloroethene	000075-35-4	0.6 U	10.0 U	5 U	10 U	5 U	5 U	5 U	5 U	5 U	5 U	5 ST
Trichlorofluoromethane	000075-69-4	NA	NA	5 U	10 U	5 U	5 U	5 U	5 U	5 U	5 U	5 ST
1,2-Dichloropropane	000078-87-5	0.4 U	10.0 U	5 U	10 U	5 U	5 U	5 U	5 U	5 U	5 U	1 ST
2-Butanone	000078-93-3	0.2 U	10.0 U	5 U	10 U	5 U	5 U	5 U	5 U	5 U	5 U	50 GV
1,1,2-Trichloroethane	000079-00-5	0.2 U	10.0 U	5 U	10 U	5 U	5 U	5 U	5 U	5 U	5 U	5 ST
Trichloroethene	000079-01-6	0.4 U	10.0 U	5 U	10 U	5 U	5 U	5 U	5 U	5 U	5 U	5 ST
1,1,2,2-Tetrachloroethane	000079-34-5	0.2 U	10.0 U	5 U	10 U	5 U	5 U	5 U	5 U	5 U	5 U	5 ST
1,2-Dichlorobenzene	000095-50-1	NA	NA	5 U	10 U	5 U	5 U	5 U	5 U	5 U	5 U	3 ST
1,2-Dibromo-3-chloropropane	000096-12-8	NA	NA	5 U	10 U	5 U	5 U	5 U	5 U	5 U	5 U	0.04 ST
1,2,3-Trichloropropane	000096-18-4	NA	NA	5 U	10 U	5 U	5 U	5 U	5 U	5 U	5 U	0.04 ST
1,1-Dichloropropene	000563-58-6	NA	NA	NA	10 U	NA	NA	NA	NA	NA	NA	5 ST
TOTAL VOCs		29	8.6	65	30.4	13	8	59	15	1	U	

QUALIFIERS

B. Compound was found in the method blank as well as the sample
 U. Compound was analyzed for but not detected at the detection limit shown
 J. Compound was found at a concentration below the detection limit, value estimated
 E. Concentration exceeds instrument calibration range; value estimated.
 D. Result taken from analysis at a secondary dilution.
 U* Result qualified as non-detect based on validation criteria

NOTES

GV: Guidance Value
 ST: Standard
 NA: Not Analyzed
 Parameter exceeds Standard/Guidance Value
 NS: Not Sampled

SONIA ROAD LANDFILL
POST CLOSURE GROUNDWATER MONITORING PROGRAM
HISTORIC AND CURRENT SAMPLE RESULTS
VOLATILE ORGANIC COMPOUNDS

Sample ID		MW-04S	MW-04S	MW-04S	MW-04S	MW-04S	MW-04S	MW-04S	MW-04S	MW-04S	MW-04S	NYSDEC Class GA
Date of Collection		10/29/1997	2/2/1998	12/6/2000	2/1/2001	11/22/2002	8/25/2003	5/24/2004	3/1/2005	11/30/2006	3/2/2007	GROUNDWATER
Volatile Organic Compounds	CAS #	(ug/l)	(ug/l)	(ug/l)	(ug/l)	(ug/l)	(ug/l)	(ug/l)	(ug/l)	(ug/l)	(ug/l)	STANDARD/GUIDANCE VALUE
Ethylbenzene	000100-41-4	0.4 U	10.0 U	5 U	10 U	5 U	5 U	5 U	5 U	5 U	5 U	5 ST
Styrene	000100-42-5	0.4 U	10.0 U	5 U	10 U	5 U	5 U	5 U	5 U	5 U	5 U	5 ST
cis-1,3-Dichloropropene	010061-01-5	0.2 U	10.0 U	5 U	10 U	5 U	5 U	5 U	5 U	5 U	5 U	0.4 ST
trans-1,3-Dichloropropene	010061-02-6	0.2 U	10.0 U	5 U	10 U	5 U	5 U	5 U	5 U	5 U	5 U	0.4 ST
1,4-Dichlorobenzene	000106-46-7	NA	NA	5 U	10 U	5 U	1 J	5 U	5 U	5 U	5 U	3 ST
1,2-Dibromoethane	000106-93-4	NA	NA	5 U	10 U	5 U	5 U	5 U	5 U	5 U	5 U	5 ST
1,2-Dichloroethane	000107-06-2	0.2 U	10.0 U	5 U	10 U	5 U	5 U	5 U	5 U	5 U	5 U	0.6 ST
Acrylonitrile	000107-13-1	NA	NA	5 U	50 U	5 U	5 U	5 U	5 U	5 U	5 U	5 ST
Vinyl Acetate	000108-05-4	NA	NA	5 U	10 U	5 U	5 U	5 U	5 U	5 U	5 U	-
4-Methyl-2-pentanone	000108-10-1	0.2 U	10.0 U	5 U	10 U	5 U	5 U	5 U	5 U	5 U	5 U	-
Toluene	000108-88-3	0.4 U	10.0 U	5 U	10 U	5 U	5 U	5 U	5 U	5 U	5 U	5 ST
Chlorobenzene	000108-90-7	4 J	3.0 J	3 J	2.9 J	5.5	3 J	2 J	2 J	2 J	2 J	5 ST
trans-1,4-Dichloro-2-butene	000110-57-6	NA	NA	5 U	10 U	5 U	5 U	5 U	5 U	5 U	5 U	5 ST
Dibromochloromethane	000124-48-1	0.2 U	10.0 U	5 U	10 U	5 U	5 U	5 U	5 U	5 U	5 U	50 GV
Tetrachloroethene	000127-18-4	0.4 U	10.0 U	5 U	10 U	5 U	5 U	5 U	5 U	5 U	5 U	5 ST
Xylene (total)	001330-20-7	0.6 U	10.0 U	5 U	10 U	5 U	5 U	5 U	5 U	5 U	5 U	5 ST
1,2-Dichloroethene (total)	000540-59-0	0.4 U	10.0 U	NA	10 U	NA	NA	NA	NA	NA	NA	5 ST
cis-1,2-Dichloroethene	000156-59-2	NA	NA	5 U	10 U	5 U	5 U	5 U	5 U	5 U	5 U	5 ST
trans-1,2-Dichloroethene	000156-60-5	NA	NA	5 U	10 U	5 U	5 U	5 U	5 U	5 U	5 U	5 ST
Carbon tetrachloride	000056-23-5	0.4 U	10.0 U	5 U	10 U	5 U	5 U	5 U	5 U	5 U	5 U	5 ST
2-Hexanone	000591-78-6	0.2 U	10.0 U	5 U	10 U	5 U	5 U	5 U	5 U	5 U	5 U	50 GV
1,1,1,2-Tetrachloroethane	000630-20-6	NA	NA	5 U	10 U	5 U	5 U	5 U	5 U	5 U	5 U	5 ST
Acetone	000067-64-1	0.4 U	3.4 J	5 U	10 U	5 U	5 U	5 U	5 U	5 U	5 U	50 GV
Chloroform	000067-66-3	0.2 U	10.0 U	5 U	10 U	5 U	5 U	5 U	5 U	5 U	5 U	7 ST
Benzene	000071-43-2	0.4 U	10.0 U	5 U	10 U	5 U	5 U	5 U	5 U	5 U	5 U	1 ST
1,1,1-Trichloroethane	000071-55-6	0.6 U	10.0 U	5 U	10 U	5 U	5 U	5 U	5 U	5 U	5 U	5 ST
Bromomethane	000074-83-9	0.4 U	10.0 U	5 U	10 U	5 U	5 U	5 U	5 U	5 U	5 U	5 ST
Chloromethane	000074-87-3	0.6 U	10.0 U	5 U	10 U	5 U	5 U	5 U	5 U	5 U	5 U	5 ST
Iodomethane	000074-88-4	NA	NA	5 U	10 U	5 U	5 U	5 U	5 U	5 U	5 U	5 ST
Dibromomethane	000074-95-3	NA	NA	5 U	10 U	5 U	5 U	5 U	5 U	5 U	5 U	5 ST
Bromodichloromethane	000075-27-4	0.2 U	10.0 U	5 U	10 U	5 U	5 U	5 U	5 U	5 U	5 U	50 GV
Chloroethane	000075-00-3	8 J	7.2 J	5 J	3.8 J	5 U	3 J	5 U	5 U	3 J	2 J	5 ST
Vinyl chloride	000075-01-4	0.6 U	10.0 U	5 U	10 U	5 U	5 U	5 U	5 U	5 U	5 U	2 ST
Methylene chloride	000075-09-2	0.4 U	10.0 U	5 U	10 U	5 U	5 U	5 U	5 U	5 U	5 U	5 ST
Carbon disulfide	000075-15-0	0.4 U	10.0 U	5 U	10 U	5 U	5 U	5 U	5 U	5 U	5 U	60 GV
Bromoform	000075-25-2	0.6 U	10.0 U	5 U	10 U	5 U	5 U	5 U	5 U	5 U	5 U	50 GV
Bromochloromethane	000074-97-5	NA	NA	5 U	10 U	5 U	5 U	5 U	5 U	5 U	5 U	5 ST
1,1-Dichloroethane	000075-34-3	0.4 U	10.0 U	5 U	10 U	5 U	5 U	5 U	5 U	5 U	5 U	5 ST
1,1-Dichloroethene	000075-35-4	0.6 U	10.0 U	5 U	10 U	5 U	5 U	5 U	5 U	5 U	5 U	5 ST
Trichlorofluoromethane	000075-69-4	NA	NA	5 U	10 U	5 U	5 U	5 U	5 U	5 U	5 U	5 ST
1,2-Dichloropropane	000078-87-5	0.4 U	10.0 U	5 U	10 U	5 U	5 U	5 U	5 U	5 U	5 U	1 ST
2-Butanone	000078-93-3	0.2 U	10.0 U	5 U	10 U	5 U	5 U	5 U	5 U	5 U	5 U	50 GV
1,1,2-Trichloroethane	000079-00-5	0.2 U	10.0 U	5 U	10 U	5 U	5 U	5 U	5 U	5 U	5 U	5 ST
Trichloroethene	000079-01-6	0.4 U	10.0 U	5 U	10 U	5 U	5 U	5 U	5 U	5 U	5 U	5 ST
1,1,2,2-Tetrachloroethane	000079-34-5	0.2 U	10.0 U	5 U	10 U	5 U	5 U	5 U	5 U	5 U	5 U	5 ST
1,2-Dichlorobenzene	000095-50-1	NA	NA	5 U	10 U	5 U	5 U	5 U	5 U	5 U	5 U	3 ST
1,2-Dibromo-3-chloropropane	000096-12-8	NA	NA	5 U	10 U	5.7	5 U	5 U	5 U	5 U	5 U	0.04 ST
1,2,3-Trichloropropane	000096-18-4	NA	NA	5 U	10 U	5 U	5 U	5 U	5 U	5 U	5 U	0.04 ST
1,1-Dichloropropene	000563-58-6	NA	NA	NA	10 U	NA	NA	NA	NA	NA	NA	5 ST
TOTAL VOCs		12	13.6	8	6.7	11.2	7	2	2	5	4	

QUALIFIERS

B: Compound was found in the method blank as well as the sample
 U: Compound was analyzed for but not detected at the detection limit shown.
 J: Compound was found at a concentration below the detection limit, value estimated
 E: Concentration exceeds instrument calibration range, value estimated.
 D: Result taken from analysis at a secondary dilution.
 U*: Result qualified as non-detect based on validation criteria

NOTES

GV: Guidance Value
 ST: Standard
 NA: Not Analyzed
 : Parameter exceeds Standard/Guidance Value
 NS: Not Sampled

**SONIA ROAD LANDFILL
POST CLOSURE GROUNDWATER MONITORING PROGRAM
HISTORIC AND CURRENT SAMPLE RESULTS
VOLATILE ORGANIC COMPOUNDS**

Sample ID		MW-05D	MW-05D	MW-05D	MW-05D	MW-05D	MW-05D	MW-05D	MW-05D	MW-05D	MW-05D	NYSDEC Class GA
Date of Collection		10/29/1997	2/3/1998	12/8/2000	2/2/2001	11/22/2002	8/25/2003	5/25/2004	03/02/05	11/30/06	02/21/07	GROUNDWATER
Volatile Organic Compounds	CAS #	(ug/l)	(ug/l)	(ug/l)	(ug/l)	(ug/l)	(ug/l)	(ug/l)	(ug/l)	(ug/l)	(ug/l)	STANDARD/GUIDANCE VALUE
Ethylbenzene	000100-41-4	0.4 U	10.0 U	5 U	10 U	5 U	5 U	5 U	5 U	5 U	5 U	5 ST
Styrene	000100-42-5	0.4 U	10.0 U	5 U	10 U	5 U	5 U	5 U	5 U	5 U	5 U	5 ST
cis-1,3-Dichloropropene	010061-01-5	0.2 U	10.0 U	5 U	10 U	5 U	5 U	5 U	5 U	5 U	5 U	0.4 ST
trans-1,3-Dichloropropene	010061-02-6	0.2 U	10.0 U	5 U	10 U	5 U	5 U	5 U	5 U	5 U	5 U	0.4 ST
1,4-Dichlorobenzene	000106-46-7	NA	NA	1 J	2.4 J	5 U	5 U	5 U	5 U	5 U	5 U	3 ST
1,2-Dibromoethane	000106-93-4	NA	NA	5 U	10 U	5 U	5 U	5 U	5 U	5 U	5 U	5 ST
1,2-Dichloroethane	000107-06-2	0.2 U	10.0 U	5 U	10 U	5 U	5 U	5 U	5 U	5 U	5 U	0.6 ST
Acrylonitrile	000107-13-1	NA	NA	5 U	50 U	5 U	5 U	5 U	5 U	5 U	5 U	5 ST
Vinyl Acetate	000108-05-4	NA	NA	5 U	10 U	5 U	5 U	5 U	5 U	5 U	5 U	-
4-Methyl-2-pentanone	000108-10-1	0.2 U	10.0 U	5 U	10 U	5 U	5 U	5 U	5 U	5 U	5 U	-
Toluene	000108-88-3	0.4 U	10.0 U	5 U	10 U	1 J	5 U	5 U	5 U	5 U	5 U	5 ST
Chlorobenzene	000108-90-7	2 J	3.9 J	2 J	3.4 J	5 U	5 U	5 U	5 U	5 U	5 U	5 ST
trans-1,4-Dichloro-2-butene	000110-57-6	NA	NA	5 U	10 U	5 U	5 U	5 U	5 U	5 U	5 U	5 ST
Dibromochloromethane	000124-48-1	0.2 U	10.0 U	5 U	10 U	5 U	5 U	5 U	5 U	5 U	5 U	50 GV
Tetrachloroethene	000127-18-4	3 J	10.0 U	5 U	1.2 J	1 J	2 J	2 J	5 U	5 U	5 U	5 ST
Xylene (total)	001330-20-7	0.6 U	10.0 U	5 U	10 U	5 U	5 U	5 U	5 U	5 U	5 U	5 ST
1,2-Dichloroethene (total)	000540-59-0	0.4 U	10.0 U	NA	10 U	NA	NA	NA	NA	NA	NA	5 ST
cis-1,2-Dichloroethene	000156-59-2	NA	NA	5 U	10 U	5 U	5 U	5 U	5 U	5 U	5 U	5 ST
trans-1,2-Dichloroethene	000156-60-5	NA	NA	5 U	10 U	5 U	5 U	5 U	5 U	5 U	5 U	5 ST
Carbon tetrachloride	000056-23-5	0.4 U	10.0 U	5 U	10 U	5 U	5 U	5 U	5 U	5 U	5 U	5 ST
2-Hexanone	000591-78-6	0.2 U	10.0 U	5 U	10 U	5 U	5 U	5 U	5 U	5 U	5 U	50 GV
1,1,1,2-Tetrachloroethane	000630-20-6	NA	NA	5 U	10 U	5 U	5 U	5 U	5 U	5 U	5 U	5 ST
Acetone	000067-64-1	0.4 U	10.0 U	5 U	10 U	5 U	5 U	5 U	5 U	5 U	5 U	50 GV
Chloroform	000067-66-3	0.2 U	10.0 U	5 U	10 U	5 U	5 U	5 U	5 U	5 U	5 U	7 ST
Benzene	000071-43-2	0.4 U	10.0 U	5 U	10 U	5 U	5 U	5 U	5 U	5 U	5 U	1 ST
1,1,1-Trichloroethane	000071-55-6	0.6 U	10.0 U	5 U	10 U	5 U	5 U	5 U	5 U	5 U	5 U	5 ST
Bromomethane	000074-83-9	0.4 U	10.0 U	5 U	10 U	5 U	5 U	5 U	5 U	5 U	5 U	5 ST
Chloromethane	000074-87-3	0.6 U	10.0 U	5 U	10 U	5 U	5 U	5 U	5 U	5 U	5 U	5 ST
Iodomethane	000074-88-4	NA	NA	5 U	10 U	5 U	5 U	5 U	5 U	5 U	5 U	5 ST
Dibromomethane	000074-95-3	NA	NA	5 U	10 U	5 U	5 U	5 U	5 U	5 U	5 U	5 ST
Bromodichloromethane	000075-27-4	0.2 U	10.0 U	5 U	10 U	5 U	5 U	5 U	5 U	5 U	5 U	50 GV
Chloroethane	000075-00-3	0.4 U	10.0 U	5 U	10 U	5 U	5 U	5 U	5 U	5 U	5 U	5 ST
Vinyl chloride	000075-01-4	0.6 U	10.0 U	5 U	10 U	5 U	5 U	5 U	5 U	5 U	5 U	2 ST
Methylene chloride	000075-09-2	0.4 U	10.0 U	5 U	10 U	5 U	5 U	5 U	5 U	5 U	5 U	5 ST
Carbon disulfide	000075-15-0	0.4 U	10.0 U	5 U	10 U	5 U	5 U	5 U	5 U	5 U	5 U	60 GV
Bromoform	000075-25-2	0.6 U	10.0 U	5 U	10 U	5 U	5 U	5 U	5 U	5 U	5 U	50 GV
Bromochloromethane	000074-97-5	NA	NA	5 U	10 U	5 U	5 U	5 U	5 U	5 U	5 U	5 ST
1,1-Dichloroethane	000075-34-3	1 J	10.0 U	5 U	10 U	5 U	5 U	5 U	5 U	5 U	5 U	5 ST
1,1-Dichloroethene	000075-35-4	0.6 U	10.0 U	5 U	10 U	5 U	5 U	5 U	5 U	5 U	5 U	5 ST
Trichlorofluoromethane	000075-69-4	NA	NA	5 U	10 U	5 U	5 U	5 U	5 U	5 U	5 U	5 ST
1,2-Dichloropropane	000078-87-5	0.4 U	10.0 U	5 U	10 U	5 U	5 U	5 U	5 U	5 U	5 U	1 ST
2-Butanone	000078-93-3	0.2 U	10.0 U	5 U	10 U	5 U	5 U	5 U	5 U	5 U	5 U	50 GV
1,1,2-Trichloroethane	000079-00-5	0.2 U	10.0 U	5 U	10 U	5 U	5 U	5 U	5 U	5 U	5 U	5 ST
Trichloroethene	000079-01-6	0.4 U	10.0 U	5 U	10 U	5 U	5 U	5 U	5 U	5 U	5 U	5 ST
1,1,2,2-Tetrachloroethane	000079-34-5	0.2 U	10.0 U	5 U	10 U	5 U	5 U	5 U	5 U	5 U	5 U	5 ST
1,2-Dichlorobenzene	000095-50-1	NA	NA	5 U	10 U	5 U	5 U	5 U	5 U	5 U	5 U	3 ST
1,2-Dibromo-3-chloropropane	000096-12-8	NA	NA	5 U	10 U	5 U	5 U	5 U	5 U	5 U	5 U	0.04 ST
1,2,3-Trichloropropane	000096-18-4	NA	NA	5 U	10 U	5 U	5 U	5 U	5 U	5 U	5 U	0.04 ST
1,1-Dichloropropene	000563-58-6	NA	NA	NA	10 U	NA	NA	NA	NA	NA	NA	5 ST
TOTAL VOCs		6	3.9	3	7	2	2	2	U	U	U	

QUALIFIERS

B: Compound was found in the method blank as well as the sample
 U: Compound was analyzed for but not detected at the detection limit shown
 J: Compound was found at a concentration below the detection limit, value estimated
 E: Concentration exceeds instrument calibration range, value estimated
 D: Result taken from analysis at a secondary dilution
 U*: Result qualified as non-detect based on validation criteria

NOTES

GV: Guidance Value
 ST: Standard
 NA: Not Analyzed
 Parameter exceeds Standard/Guidance Value
 NS: Not Sampled

**SONIA ROAD LANDFILL
POST CLOSURE GROUNDWATER MONITORING PROGRAM
HISTORIC AND CURRENT SAMPLE RESULTS
VOLATILE ORGANIC COMPOUNDS**

Sample ID		MW-051	MW-051	MW-051	MW-051	MW-051	MW-051	MW-051	MW-051	MW-051	MW-051	MW-051	NYSDEC Class GA GROUNDWATER
Date of Collection		10/29/1997	2/2/1998	12/8/2000	2/2/2001	11/22/2002	8/25/2003	5/25/2004	03/02/05	11/30/06	02/21/07		STANDARD/GUIDANCE VALUE
Volatiles Organic Compounds	CAS #	(ug/l)	(ug/l)	(ug/l)	(ug/l)	(ug/l)	(ug/l)	(ug/l)	(ug/l)	(ug/l)	(ug/l)		
Ethylbenzene	000100-41-4	0.4 U	10.0 U	5 U	10 U	5 U	5 U	5 U	5 U	5 U	5 U	5 U	5 ST
Styrene	000100-42-5	0.4 U	10.0 U	5 U	10 U	5 U	5 U	5 U	5 U	5 U	5 U	5 U	5 ST
cis-1,3-Dichloropropene	010061-01-5	0.2 U	10.0 U	5 U	10 U	5 U	5 U	5 U	5 U	5 U	5 U	5 U	0.4 ST
trans-1,3-Dichloropropene	010061-02-6	0.2 U	10.0 U	5 U	10 U	5 U	5 U	5 U	5 U	5 U	5 U	5 U	0.4 ST
1,4-Dichlorobenzene	000106-46-7	NA	NA	5 U	10 U	5 U	5 U	5 U	5 U	5 U	5 U	5 U	3 ST
1,2-Dibromoethane	000106-93-4	NA	NA	5 U	10 U	5 U	5 U	5 U	5 U	5 U	5 U	5 U	5 ST
1,2-Dichloroethane	000107-06-2	0.2 U	10.0 U	5 U	10 U	5 U	5 U	5 U	5 U	5 U	5 U	5 U	0.6 ST
Acrylonitrile	000107-13-1	NA	NA	5 U	50 U	5 U	5 U	5 U	5 U	5 U	5 U	5 U	5 ST
Vinyl Acetate	000108-05-4	NA	NA	5 U	10 U	5 U	5 U	5 U	5 U	5 U	5 U	5 U	-
4-Methyl-2-pentanone	000108-10-1	0.2 U	10.0 U	5 U	10 U	5 U	5 U	5 U	5 U	5 U	5 U	5 U	-
Toluene	000108-88-3	0.4 U	10.0 U	5 U	10 U	5 U	5 U	5 U	5 U	5 U	5 U	5 U	5 ST
Chlorobenzene	000108-90-7	0.4 U	10.0 U	5 U	10 U	5 U	5 U	5 U	5 U	5 U	5 U	5 U	5 ST
trans-1,4-Dichloro-2-butene	000110-57-6	NA	NA	5 U	10 U	5 U	5 U	5 U	5 U	5 U	5 U	5 U	5 ST
Dibromochloromethane	000124-48-1	0.2 U	10.0 U	5 U	10 U	5 U	5 U	5 U	5 U	5 U	5 U	5 U	50 GV
Tetrachloroethene	000127-18-4	0.4 U	10.0 U	5 U	10 U	5 U	5 U	5 U	5 U	5 U	5 U	5 U	5 ST
Xylene (total)	001330-20-7	0.6 U	10.0 U	5 U	10 U	5 U	5 U	5 U	5 U	5 U	5 U	5 U	5 ST
1,2-Dichloroethene (total)	000540-59-0	4 J	4.2 J	NA	10 U	NA	NA	NA	NA	NA	NA	NA	5 ST
cis-1,2-Dichloroethene	000156-59-2	NA	NA	5 U	10 U	1 J	5 U	5 U	5 U	5 U	5 U	5 U	5 ST
trans-1,2-Dichloroethene	000156-60-5	NA	NA	5 U	10 U	5 U	5 U	5 U	5 U	5 U	5 U	5 U	5 ST
Carbon tetrachloride	000056-23-5	0.4 U	10.0 U	5 U	10 U	5 U	5 U	5 U	5 U	5 U	5 U	5 U	5 ST
2-Hexanone	000591-78-6	0.2 U	10.0 U	5 U	10 U	5 U	5 U	5 U	5 U	5 U	5 U	5 U	50 GV
1,1,1,2-Tetrachloroethane	000630-20-6	NA	NA	5 U	10 U	5 U	5 U	5 U	5 U	5 U	5 U	5 U	5 ST
Acetone	000067-64-1	0.4 U	3.5 J	5 U	10 U	5 U	5 U	5 U	5 U	5 U	5 U	5 U	50 GV
Chloroform	000067-66-3	0.2 U	10.0 U	5 U	10 U	5 U	5 U	5 U	5 U	5 U	5 U	5 U	7 ST
Benzene	000071-43-2	0.4 U	10.0 U	5 U	10 U	5 U	5 U	5 U	5 U	5 U	5 U	5 U	1 ST
1,1,1-Trichloroethane	000071-55-6	0.6 U	10.0 U	5 U	10 U	5 U	5 U	5 U	5 U	5 U	5 U	5 U	5 ST
Bromomethane	000074-83-9	0.4 U	10.0 U	5 U	10 U	5 U	5 U	5 U	5 U	5 U	5 U	5 U	5 ST
Chloromethane	000074-87-3	0.6 U	10.0 U	5 U	10 U	5 U	5 U	5 U	5 U	5 U	5 U	5 U	5 ST
Iodomethane	000074-88-4	NA	NA	5 U	10 U	5 U	5 U	5 U	5 U	5 U	5 U	5 U	5 ST
Dibromomethane	000074-95-3	NA	NA	5 U	10 U	5 U	5 U	5 U	5 U	5 U	5 U	5 U	5 ST
Bromodichloromethane	000075-27-4	0.2 U	10.0 U	5 U	10 U	5 U	5 U	5 U	5 U	5 U	5 U	5 U	50 GV
Chloroethane	000075-00-3	0.4 U	10.0 U	5 U	10 U	5 U	5 U	5 U	5 U	5 U	5 U	5 U	5 ST
Vinyl chloride	000075-01-4	0.6 U	10.0 U	5 U	10 U	5 U	5 U	5 U	5 U	5 U	5 U	5 U	2 ST
Methylene chloride	000075-09-2	0.4 U	10.0 U	5 U	10 U	5 U	5 U	5 U	5 U	5 U	5 U	5 U	5 ST
Carbon disulfide	000075-15-0	0.4 U	10.0 U	5 U	10 U	5 U	5 U	5 U	5 U	5 U	5 U	5 U	60 GV
Bromoform	000075-25-2	0.6 U	10.0 U	5 U	10 U	5 U	5 U	5 U	5 U	5 U	5 U	5 U	50 GV
Bromochloromethane	000074-97-5	NA	NA	5 U	10 U	5 U	5 U	5 U	5 U	5 U	5 U	5 U	5 ST
1,1-Dichloroethane	000075-34-3	0.4 U	10.0 U	5 U	10 U	5 U	5 U	5 U	5 U	5 U	5 U	5 U	5 ST
1,1-Dichloroethene	000075-35-4	0.6 U	10.0 U	5 U	10 U	5 U	5 U	5 U	5 U	5 U	5 U	5 U	5 ST
Trichlorofluoromethane	000075-69-4	NA	NA	5 U	10 U	5 U	5 U	5 U	5 U	5 U	5 U	5 U	5 ST
1,2-Dichloropropane	000078-87-5	0.4 U	10.0 U	5 U	10 U	5 U	5 U	5 U	5 U	5 U	5 U	5 U	1 ST
2-Butanone	000078-93-3	0.2 U	10.0 U	5 U	10 U	5 U	5 U	5 U	5 U	5 U	5 U	5 U	50 GV
1,1,2-Trichloroethane	000079-00-5	0.2 U	10.0 U	5 U	10 U	5 U	5 U	5 U	5 U	5 U	5 U	5 U	5 ST
Trichloroethene	000079-01-6	4 J	2.2 J	5 U	10 U	5 U	5 U	5 U	5 U	5 U	5 U	5 U	5 ST
1,1,2,2-Tetrachloroethane	000079-34-5	0.2 U	10.0 U	5 U	10 U	5 U	5 U	5 U	5 U	5 U	5 U	5 U	5 ST
1,2-Dichlorobenzene	000095-50-1	NA	NA	5 U	10 U	5 U	5 U	5 U	5 U	5 U	5 U	5 U	3 ST
1,2-Dibromo-3-chloropropane	000096-12-8	NA	NA	5 U	10 U	5 U	5 U	5 U	5 U	5 U	5 U	5 U	0.04 ST
1,2,3-Trichloropropane	000096-18-4	NA	NA	5 U	10 U	5 U	5 U	5 U	5 U	5 U	5 U	5 U	0.04 ST
1,1-Dichloropropene	000563-58-6	NA	NA	NA	10 U	NA	NA	NA	NA	NA	NA	NA	5 ST
TOTAL VOCs		8	9.9	U	U	1	U	U	U	U	U	U	

QUALIFIERS

B Compound was found in the method blank as well as the sample
U Compound was analyzed for but not detected at the detection limit shown
J Compound was found at a concentration below the detection limit, value estimated
E Concentration exceeds instrument calibration range, value estimated.
D Result taken from analysis at a secondary dilution.
U* Result qualified as non-detect based on validation criteria

NOTES

GV: Guidance Value
ST: Standard
NA: Not Analyzed
Parameter exceeds Standard/Guidance Value
NS: Not Sampled

SONIA ROAD LANDFILL
POST CLOSURE GROUNDWATER MONITORING PROGRAM
HISTORIC AND CURRENT SAMPLE RESULTS
VOLATILE ORGANIC COMPOUNDS

Sample ID		MW-05S	MW-05S	MW-05S	MW-05S	MW-05S	MW-05S	MW-05S	MW-05S	MW-05S	MW-05S	NYSDEC Class GA GROUNDWATER
Date of Collection		10/29/1997	2/3/1998	12/8/2000	2/2/2001	11/22/2002	8/25/2003	5/25/2004	03/02/05	11/30/06	02/21/07	STANDARD/GUIDANCE VALUE
Volatile Organic Compounds	CAS #	(ug/l)	(ug/l)	(ug/l)	(ug/l)	(ug/l)	(ug/l)	(ug/l)	(ug/l)	(ug/l)	(ug/l)	
Ethylbenzene	000100-41-4	0.4 U	10.0 U	5 U	10 U	5 U	5 U	5 U	5 U	5 U	5 U	5 ST
Styrene	000100-42-5	0.4 U	10.0 U	5 U	10 U	5 U	5 U	5 U	5 U	5 U	5 U	5 ST
cis-1,3-Dichloropropene	010061-01-5	0.2 U	10.0 U	5 U	10 U	5 U	5 U	5 U	5 U	5 U	5 U	0.4 ST
trans-1,3-Dichloropropene	010061-02-6	0.2 U	10.0 U	5 U	10 U	5 U	5 U	5 U	5 U	5 U	5 U	0.4 ST
1,4-Dichlorobenzene	000106-46-7	NA	NA	5 U	1.2 J	5 U	1 J	1 J	5 U	1 J	5 U	3 ST
1,2-Dibromoethane	000106-93-4	NA	NA	5 U	10 U	5 U	5 U	5 U	5 U	5 U	5 U	5 ST
1,2-Dichloroethane	000107-06-2	0.2 U	10.0 U	5 U	10 U	5 U	5 U	5 U	5 U	5 U	5 U	0.6 ST
Acrylonitrile	000107-13-1	NA	NA	5 U	50 U	5 U	5 U	5 U	5 U	5 U	5 U	5 ST
Vinyl Acetate	000108-05-4	NA	NA	5 U	10 U	5 U	5 U	5 U	5 U	5 U	5 U	-
4-Methyl-2-pentanone	000108-10-1	0.2 U	10.0 U	5 U	10 U	5 U	5 U	5 U	5 U	5 U	5 U	-
Toluene	000108-88-3	0.4 U	10.0 U	5 U	10 U	5 U	5 U	5 U	5 U	5 U	5 U	5 ST
Chlorobenzene	000108-90-7	5 J	2.4 J	3 J	4.9 J	5 U	1 J	2 J	1 J	4 J	5 U	5 ST
trans-1,4-Dichloro-2-butene	000110-57-6	NA	NA	5 U	10 U	5 U	5 U	5 U	5 U	5 U	5 U	5 ST
Dibromochloromethane	000124-48-1	0.2 U	10.0 U	5 U	10 U	5 U	5 U	5 U	5 U	5 U	5 U	50 GV
Tetrachloroethene	000127-18-4	0.4 U	10.0 U	5 U	10 U	5 U	5 U	5 U	5 U	5 U	5 U	5 ST
Xylene (total)	001330-20-7	0.6 U	10.0 U	5 U	10 U	5 U	5 U	5 U	5 U	5 U	5 U	5 ST
1,2-Dichloroethene (total)	000540-59-0	0.4 U	10.0 U	NA	10 U	NA	NA	NA	NA	NA	NA	5 ST
cis-1,2-Dichloroethene	000156-59-2	NA	NA	5 U	NA	5 U	5 U	5 U	5 U	5 U	5 U	5 ST
trans-1,2-Dichloroethene	000156-60-5	NA	NA	5 U	NA	5 U	5 U	5 U	5 U	5 U	5 U	5 ST
Carbon tetrachloride	000056-23-5	0.4 U	10.0 U	5 U	10 U	5 U	5 U	5 U	5 U	5 U	5 U	5 ST
2-Hexanone	000591-78-6	0.2 U	10.0 U	5 U	10 U	5 U	5 U	5 U	5 U	5 U	5 U	50 GV
1,1,1,2-Tetrachloroethane	000630-20-6	NA	NA	5 U	10 U	5 U	5 U	5 U	5 U	5 U	5 U	5 ST
Acetone	000067-64-1	0.4 U	10.0 U	5 U	2 J	5 U	5 U	5 U	5 U	5 U	5 U	50 GV
Chloroform	000067-66-3	0.2 U	10.0 U	5 U	10 U	5 U	5 U	5 U	5 U	5 U	5 U	7 ST
Benzene	000071-43-2	0.4 U	10.0 U	5 U	10 U	5 U	5 U	5 U	5 U	5 U	5 U	1 ST
1,1,1-Trichloroethane	000071-55-6	0.6 U	10.0 U	5 U	10 U	5 U	5 U	5 U	5 U	5 U	5 U	5 ST
Bromomethane	000074-83-9	0.4 U	10.0 U	5 U	10 U	5 U	5 U	5 U	5 U	5 U	5 U	5 ST
Chloromethane	000074-87-3	0.6 U	10.0 U	5 U	10 U	5 U	5 U	5 U	5 U	5 U	5 U	5 ST
Iodomethane	000074-88-4	NA	NA	5 U	10 U	5 U	5 U	5 U	5 U	5 U	5 U	5 ST
Dibromomethane	000074-95-3	NA	NA	5 U	10 U	5 U	5 U	5 U	5 U	5 U	5 U	5 ST
Bromodichloromethane	000075-27-4	0.2 U	10.0 U	5 U	10 U	5 U	5 U	5 U	5 U	5 U	5 U	50 GV
Chloroethane	000075-00-3	9 J	5.1 J	3 J	5.2 J	6.6	5 U	5 U	5 U	5 U	5 U	5 ST
Vinyl chloride	000075-01-4	0.6 U	10.0 U	5 U	10 U	5 U	5 U	5 U	5 U	5 U	5 U	2 ST
Methylene chloride	000075-09-2	0.4 U	10.0 U	5 U	10 U	5 U	5 U	5 U	5 U	5 U	5 U	5 ST
Carbon disulfide	000075-15-0	0.4 U	10.0 U	5 U	10 U	5 U	5 U	5 U	5 U	5 U	5 U	60 GV
Bromoform	000075-25-2	0.6 U	10.0 U	5 U	10 U	5 U	5 U	5 U	5 U	5 U	5 U	50 GV
Bromochloromethane	000074-97-5	NA	NA	5 U	10 U	5 U	5 U	5 U	5 U	5 U	5 U	5 ST
1,1-Dichloroethane	000075-34-3	0.4 U	10.0 U	5 U	10 U	5 U	5 U	5 U	5 U	5 U	5 U	5 ST
1,1-Dichloroethene	000075-35-4	0.6 U	10.0 U	5 U	10 U	5 U	5 U	5 U	5 U	5 U	5 U	5 ST
Trichlorofluoromethane	000075-69-4	NA	NA	5 U	10 U	5 U	5 U	5 U	5 U	5 U	5 U	5 ST
1,2-Dichloropropane	000078-87-5	0.4 U	10.0 U	5 U	10 U	5 U	5 U	5 U	5 U	5 U	5 U	1 ST
2-Butanone	000078-93-3	0.2 U	10.0 U	5 U	10 U	5 U	5 U	5 U	5 U	5 U	5 U	50 GV
1,1,2-Trichloroethane	000079-00-5	0.2 U	10.0 U	5 U	10 U	5 U	5 U	5 U	5 U	5 U	5 U	5 ST
Trichloroethene	000079-01-6	0.4 U	10.0 U	5 U	10 U	5 U	5 U	5 U	5 U	5 U	5 U	5 ST
1,1,2,2-Tetrachloroethane	000079-34-5	0.2 U	10.0 U	5 U	10 U	5 U	5 U	5 U	5 U	5 U	5 U	5 ST
1,2-Dichlorobenzene	000095-50-1	NA	NA	5 U	10 U	5 U	5 U	5 U	5 U	5 U	5 U	3 ST
1,2-Dibromo-3-chloropropane	000096-12-8	NA	NA	5 U	10 U	5 U	5 U	5 U	5 U	5 U	5 U	0.04 ST
1,2,3-Trichloropropane	000096-18-4	NA	NA	5 U	10 U	5 U	5 U	5 U	5 U	5 U	5 U	0.04 ST
1,1-Dichloropropene	000563-58-6	NA	NA	NA	10 U	NA	NA	NA	NA	NA	NA	5 ST
TOTAL VOCs		14	7.5	6	13.3	6.6	2	3	1	5	U	

QUALIFIERS

B: Compound was found in the method blank as well as the sample
 U: Compound was analyzed for but not detected at the detection limit shown.
 J: Compound was found at a concentration below the detection limit, value estimated
 E: Concentration exceeds instrument calibration range; value estimated
 D: Result taken from analysis at a secondary dilution
 U*: Result qualified as non-detect based on validation criteria

NOTES

GV: Guidance Value
 ST: Standard
 NA: Not Analyzed
 Parameter exceeds Standard/Guidance Value
 NS: Not Sampled

SONIA ROAD LANDFILL
POST CLOSURE GROUNDWATER MONITORING PROGRAM
HISTORIC AND CURRENT SAMPLE RESULTS
VOLATILE ORGANIC COMPOUNDS

Sample ID		MW-06D	MW-06D	MW-06D	MW-06D	MW-06D	MW-06D	MW-06D	MW-06D	MW-06D	MW-06D	NYSDEC Class GA
Date of Collection		10/28/1997	1/28/1998	12/5/2000	1/31/2001	11/20/2002	8/22/2003	5/24/2004	03/01/05	12/01/06	02/22/07	GROUNDWATER
Volatile Organic Compounds	CAS #	(ug/l)	(ug/l)	(ug/l)	(ug/l)	(ug/l)	(ug/l)	(ug/l)	(ug/l)	(ug/l)	(ug/l)	STANDARD/GUIDANCE VALUE
Ethylbenzene	000100-41-4	0.4 U	10.0 U	5 U	10 U	5 U	5 U	5 U	5 U	5 U	5 U	5 ST
Styrene	000100-42-5	0.4 U	10.0 U	5 U	10 U	5 U	5 U	5 U	5 U	5 U	5 U	5 ST
cis-1,3-Dichloropropene	010061-01-5	0.2 U	10.0 U	5 U	10 U	5 U	5 U	5 U	5 U	5 U	5 U	0.4 ST
trans-1,3-Dichloropropene	010061-02-6	0.2 U	10.0 U	5 U	10 U	5 U	5 U	5 U	5 U	5 U	5 U	0.4 ST
1,4-Dichlorobenzene	000106-46-7	NA	NA	5 U	10 U	5 U	5 U	5 U	5 U	5 U	5 U	3 ST
1,2-Dibromoethane	000106-93-4	NA	NA	5 U	10 U	5 U	5 U	5 U	5 U	5 U	5 U	5 ST
1,2-Dichloroethane	000107-06-2	0.2 U	10.0 U	5 U	10 U	5 U	5 U	5 U	5 U	5 U	5 U	0.6 ST
Acrylonitrile	000107-13-1	NA	NA	5 U	50 U	5 U	5 U	5 U	5 U	5 U	5 U	5 ST
Vinyl Acetate	000108-05-4	NA	NA	5 U	10 U	5 U	5 U	5 U	5 U	5 U	5 U	-
4-Methyl-2-pentanone	000108-10-1	0.2 U	10.0 U	5 U	10 U	5 U	5 U	5 U	5 U	5 U	5 U	-
Toluene	000108-88-3	1 J	10.0 U	5 U	10 U	2 J	5 U	5 U	5 U	5 U	5 U	5 ST
Chlorobenzene	000108-90-7	0.4 U	10.0 U	5 U	10 U	5 U	5 U	5 U	5 U	5 U	5 U	5 ST
trans-1,4-Dichloro-2-butene	000110-57-6	NA	NA	5 U	10 U	5 U	5 U	5 U	5 U	5 U	5 U	5 ST
Dibromochloromethane	000124-48-1	0.2 U	10.0 U	5 U	10 U	5 U	5 U	5 U	5 U	5 U	5 U	50 GV
Tetrachloroethene	000127-18-4	1200 D	1600 E	15	11	5	2 J	5 U	5 U	5 U	5 U	5 ST
Xylene (total)	001330-20-7	0.6 U	10.0 U	5 U	10 U	5 U	5 U	5 U	5 U	5 U	5 U	5 ST
1,2-Dichloroethene (total)	000540-59-0	480 D	360 E	NA	10 U	NA	NA	NA	NA	NA	NA	5 ST
cis-1,2-Dichloroethene	000156-59-2	NA	NA	1 J	1	1 J	5 U	5 U	5 U	5 U	5 U	5 ST
trans-1,2-Dichloroethene	000156-60-5	NA	NA	5 U	10 U	5 U	5 U	5 U	5 U	5 U	5 U	5 ST
Carbon tetrachloride	000056-23-5	0.4 U	10.0 U	5 U	10 U	5 U	5 U	5 U	5 U	5 U	5 U	5 ST
2-Hexanone	000591-78-6	0.2 U	10.0 U	5 U	10 U	5 U	5 U	5 U	5 U	5 U	5 U	50 GV
1,1,1,2-Tetrachloroethane	000630-20-6	NA	NA	5 U	10 U	5 U	5 U	5 U	5 U	5 U	5 U	5 ST
Acetone	000067-64-1	0.4 U	10.0 U	5 U	10 U	5 U	5 U	5 U	5 U	5 U	5 U	50 GV
Chloroform	000067-66-3	0.2 U	10.0 U	5 U	10 U	5 U	5 U	5 U	5 U	5 U	5 U	7 ST
Benzene	000071-43-2	0.4 U	10.0 U	5 U	10 U	5 U	5 U	5 U	5 U	5 U	5 U	1 ST
1,1,1-Trichloroethane	000071-55-6	23	17	5 U	10 U	5 U	5 U	5 U	5 U	5 U	5 U	5 ST
Bromomethane	000074-83-9	0.4 U	10.0 U	5 U	10 U	5 U	5 U	5 U	5 U	5 U	5 U	5 ST
Chloromethane	000074-87-3	0.6 U	10.0 U	5 U	10 U	5 U	5 U	5 U	5 U	5 U	5 U	5 ST
Iodomethane	000074-88-4	NA	NA	5 U	10 U	5 U	5 U	5 U	5 U	5 U	5 U	5 ST
Dibromomethane	000074-95-3	NA	NA	5 U	10 U	5 U	5 U	5 U	5 U	5 U	5 U	5 ST
Bromodichloromethane	000075-27-4	0.2 U	10.0 U	5 U	10 U	5 U	5 U	5 U	5 U	5 U	5 U	50 GV
Chloroethane	000075-00-3	0.4 U	10.0 U	5 U	10 U	5 U	5 U	5 U	5 U	5 U	5 U	5 ST
Vinyl chloride	000075-01-4	19	19	5 U	10 U	5 U	5 U	5 U	5 U	5 U	5 U	2 ST
Methylene chloride	000075-09-2	0.4 U	10.0 U	5 U	10 U	5 U	5 U	5 U	5 U	5 U	5 U	5 ST
Carbon disulfide	000075-15-0	0.4 U	10.0 U	5 U	10 U	5 U	5 U	5 U	5 U	5 U	5 U	60 GV
Bromoform	000075-25-2	0.6 U	10.0 U	5 U	10 U	5 U	5 U	5 U	5 U	5 U	5 U	50 GV
Bromochloromethane	000074-97-5	NA	NA	5 U	10 U	5 U	5 U	5 U	5 U	5 U	5 U	5 ST
1,1-Dichloroethane	000075-34-3	4 J	10.0 U	5 U	10 U	5 U	5 U	5 U	5 U	5 U	5 U	5 ST
1,1-Dichloroethene	000075-35-4	4 J	10.0 U	5 U	10 U	5 U	5 U	5 U	5 U	5 U	5 U	5 ST
Trichlorofluoromethane	000075-69-4	NA	NA	5 U	10 U	5 U	5 U	5 U	5 U	5 U	5 U	5 ST
1,2-Dichloropropane	000078-87-5	0.4 U	10.0 U	5 U	10 U	5 U	5 U	5 U	5 U	5 U	5 U	1 ST
2-Butanone	000078-93-3	0.2 U	10.0 U	5 U	10 U	5 U	5 U	5 U	5 U	5 U	5 U	50 GV
1,1,2-Trichloroethane	000079-00-5	0.2 U	10.0 U	5 U	10 U	5 U	5 U	5 U	5 U	5 U	5 U	5 ST
Trichloroethene	000079-01-6	45	36	2 J	10 U	5 U	5 U	5 U	5 U	5 U	5 U	5 ST
1,1,2,2-Tetrachloroethane	000079-34-5	0.2 U	10.0 U	5 U	10 U	5 U	5 U	5 U	5 U	5 U	5 U	5 ST
1,2-Dichlorobenzene	000095-50-1	NA	NA	5 U	10 U	5 U	5 U	5 U	5 U	5 U	5 U	3 ST
1,2-Dibromo-3-chloropropane	000096-12-8	NA	NA	5 U	10 U	5 U	5 U	5 U	5 U	5 U	5 U	0.04 ST
1,2,3-Trichloropropane	000096-18-4	NA	NA	5 U	10 U	5 U	5 U	5 U	5 U	5 U	5 U	0.04 ST
1,1-Dichloropropene	000563-58-6	NA	NA	NA	10 U	NA	NA	NA	NA	NA	NA	5 ST
TOTAL VOCs		1,776	2,032	18	12	8	2	U	U	U	U	

QUALIFIERS

B: Compound was found in the method blank as well as the sample
 U: Compound was analyzed for but not detected at the detection limit shown.
 J: Compound was found at a concentration below the detection limit, value estimated
 E: Concentration exceeds instrument calibration range; value estimated.
 D: Result taken from analysis at a secondary dilution.
 U*: Result qualified as non-detect based on validation criteria

NOTES

GV: Guidance Value
 ST: Standard
 NA: Not Analyzed
 Parameter exceeds Standard/Guidance Value
 NS: Not Sampled

**SONIA ROAD LANDFILL
POST CLOSURE GROUNDWATER MONITORING PROGRAM
HISTORIC AND CURRENT SAMPLE RESULTS
VOLATILE ORGANIC COMPOUNDS**

Sample ID		MW-061	MW-061	MW-061	MW-061	MW-061	MW-061	MW-061	MW-061	MW-061	MW-061	NYSDEC Class GA GROUNDWATER
Date of Collection		10/28/1997	1/28/1998	12/5/2000	2/1/2001	11/21/2002	8/22/2003	5/24/2004	03/01/05	12/01/06	02/22/07	STANDARD/GUIDANCE VALUE
Volatile Organic Compounds	CAS #	(ug/l)	(ug/l)	(ug/l)	(ug/l)	(ug/l)	(ug/l)	(ug/l)	(ug/l)	(ug/l)	(ug/l)	
Ethylbenzene	000100-41-4	0.4 U	10.0 U	5 U	10 U	5 U	5 U	5 U	5 U	5 U	5 U	5 ST
Styrene	000100-42-5	0.4 U	10.0 U	5 U	10 U	5 U	5 U	5 U	5 U	5 U	5 U	5 ST
cis-1,3-Dichloropropene	010061-01-5	0.2 U	10.0 U	5 U	10 U	5 U	5 U	5 U	5 U	5 U	5 U	0.4 ST
trans-1,3-Dichloropropene	010061-02-6	0.2 U	10.0 U	5 U	10 U	5 U	5 U	5 U	5 U	5 U	5 U	0.4 ST
1,4-Dichlorobenzene	000106-46-7	NA	NA	5 U	10 U	5 U	5 U	5 U	5 U	5 U	5 U	3 ST
1,2-Dibromoethane	000106-93-4	NA	NA	5 U	10 U	5 U	5 U	5 U	5 U	5 U	5 U	5 ST
1,2-Dichloroethane	000107-06-2	0.2 U	10.0 U	5 U	10 U	5 U	5 U	5 U	5 U	5 U	5 U	0.6 ST
Acrylonitrile	000107-13-1	NA	NA	5 U	50 U	5 U	5 U	5 U	5 U	5 U	5 U	5 ST
Vinyl Acetate	000108-05-4	NA	NA	5 U	10 U	5 U	5 U	5 U	5 U	5 U	5 U	-
4-Methyl-2-pentanone	000108-10-1	0.2 U	10.0 U	5 U	10 U	5 U	5 U	5 U	5 U	5 U	5 U	-
Toluene	000108-88-3	0.4 U	10.0 U	5 U	10 U	5 U	5 U	5 U	5 U	5 U	5 U	5 ST
Chlorobenzene	000108-90-7	0.4 U	10.0 U	5 U	10 U	5 U	5 U	5 U	5 U	5 U	5 U	5 ST
trans-1,4-Dichloro-2-butene	000110-57-6	NA	NA	5 U	10 U	5 U	5 U	5 U	5 U	5 U	5 U	5 ST
Dibromochloromethane	000124-48-1	0.2 U	10.0 U	5 U	10 U	5 U	5 U	5 U	5 U	5 U	5 U	50 GV
Tetrachloroethene	000127-18-4	3 J	10.0 U	2 J	10 U	5 U	5 U	5 U	5 U	5 U	5 U	5 ST
Xylene (total)	001330-20-7	0.6 U	10.0 U	5 U	10 U	5 U	5 U	5 U	5 U	5 U	5 U	5 ST
1,2-Dichloroethene (total)	000540-59-0	0.4 U	10.0 U	NA	10 U	NA	NA	NA	NA	NA	NA	5 ST
cis-1,2-Dichloroethene	000156-59-2	NA	NA	4 J	10 U	5 U	5 U	5 U	5 U	5 U	5 U	5 ST
trans-1,2-Dichloroethene	000156-60-5	NA	NA	5 U	10 U	5 U	5 U	5 U	5 U	5 U	5 U	5 ST
Carbon tetrachloride	000056-23-5	0.4 U	10.0 U	5 U	10 U	5 U	5 U	5 U	5 U	5 U	5 U	5 ST
2-Hexanone	000591-78-6	0.2 U	10.0 U	5 U	10 U	5 U	5 U	5 U	5 U	5 U	5 U	50 GV
1,1,1,2-Tetrachloroethane	000630-20-6	NA	NA	5 U	10 U	5 U	5 U	5 U	5 U	5 U	5 U	5 ST
Acetone	000067-64-1	0.4 U	10.0 U	5 U	10 U	5 U	5 U	5 U	5 U	5 U	5 U	50 GV
Chloroform	000067-66-3	0.2 U	10.0 U	5 U	10 U	5 U	5 U	5 U	5 U	5 U	5 U	7 ST
Benzene	000071-43-2	0.4 U	10.0 U	5 U	10 U	5 U	5 U	5 U	5 U	5 U	5 U	1 ST
1,1,1-Trichloroethane	000071-55-6	4 J	10.0 U	5 U	10 U	5 U	5 U	5 U	5 U	5 U	5 U	5 ST
Bromomethane	000074-83-9	0.4 U	10.0 U	5 U	10 U	5 U	5 U	5 U	5 U	5 U	5 U	5 ST
Chloromethane	000074-87-3	0.6 U	10.0 U	5 U	10 U	5 U	5 U	5 U	5 U	5 U	5 U	5 ST
Iodomethane	000074-88-4	NA	NA	5 U	10 U	5 U	5 U	5 U	5 U	5 U	5 U	5 ST
Dibromomethane	000074-95-3	NA	NA	5 U	10 U	5 U	5 U	5 U	5 U	5 U	5 U	5 ST
Bromodichloromethane	000075-27-4	0.2 U	10.0 U	5 U	10 U	5 U	5 U	5 U	5 U	5 U	5 U	50 GV
Chloroethane	000075-00-3	0.4 U	10.0 U	5 U	10 U	5 U	5 U	5 U	5 U	5 U	5 U	5 ST
Vinyl chloride	000075-01-4	0.6 U	10.0 U	5 U	10 U	5 U	5 U	5 U	5 U	5 U	5 U	2 ST
Methylene chloride	000075-09-2	0.4 U	10.0 U	5 U	10 U	5 U	5 U	5 U	5 U	5 U	5 U	5 ST
Carbon disulfide	000075-15-0	0.4 U	10.0 U	5 U	10 U	5 U	5 U	5 U	5 U	5 U	5 U	60 GV
Bromoform	000075-25-2	0.6 U	10.0 U	5 U	10 U	5 U	5 U	5 U	5 U	5 U	5 U	50 GV
Bromochloromethane	000074-97-5	NA	NA	5 U	10 U	5 U	5 U	5 U	5 U	5 U	5 U	5 ST
1,1-Dichloroethane	000075-34-3	5 J	10.0 U	5 U	10 U	5 U	5 U	5 U	5 U	5 U	5 U	5 ST
1,1-Dichloroethene	000075-35-4	0.6 U	10.0 U	5 U	10 U	5 U	5 U	5 U	5 U	5 U	5 U	5 ST
Trichlorofluoromethane	000075-69-4	NA	NA	5 U	10 U	5 U	5 U	5 U	5 U	5 U	5 U	5 ST
1,2-Dichloropropane	000078-87-5	0.4 U	10.0 U	5 U	10 U	5 U	5 U	5 U	5 U	5 U	5 U	1 ST
2-Butanone	000078-93-3	0.2 U	10.0 U	5 U	10 U	5 U	5 U	5 U	5 U	5 U	5 U	50 GV
1,1,2-Trichloroethane	000079-00-5	0.2 U	10.0 U	5 U	10 U	5 U	5 U	5 U	5 U	5 U	5 U	5 ST
Trichloroethene	000079-01-6	0.4 U	10.0 U	23	3.1 J	5 U	5 U	5 U	5 U	5 U	5 U	5 ST
1,1,2,2-Tetrachloroethane	000079-34-5	0.2 U	10.0 U	5 U	10 U	5 U	5 U	5 U	5 U	5 U	5 U	5 ST
1,2-Dichlorobenzene	000095-50-1	NA	NA	5 U	10 U	5 U	5 U	5 U	5 U	5 U	5 U	3 ST
1,2-Dibromo-3-chloropropane	000096-12-8	NA	NA	5 U	10 U	5 U	5 U	5 U	5 U	5 U	5 U	0.04 ST
1,2,3-Trichloropropane	000096-18-4	NA	NA	5 U	10 U	5 U	5 U	5 U	5 U	5 U	5 U	0.04 ST
1,1-Dichloropropene	000563-58-6	NA	NA	NA	10 U	NA	NA	NA	NA	NA	NA	5 ST
TOTAL VOCs		12	U	29	3.1	U	U	U	U	U	U	

QUALIFIERS

B Compound was found in the method blank as well as the sample
 U Compound was analyzed for but not detected at the detection limit shown.
 J Compound was found at a concentration below the detection limit, value estimated
 E Concentration exceeds instrument calibration range, value estimated.
 D Result taken from analysis at a secondary dilution.
 U* Result qualified as non-detect based on validation criteria

NOTES

GV Guidance Value
 ST Standard
 NA Not Analyzed
 : Parameter exceeds Standard/Guidance Value
 NS Not Sampled

**SONIA ROAD LANDFILL
POST CLOSURE GROUNDWATER MONITORING PROGRAM
HISTORIC AND CURRENT SAMPLE RESULTS
VOLATILE ORGANIC COMPOUNDS**

Sample ID		MW-06S	MW-06S	MW-06S	MW-06S	MW-06S	MW-06S	MW-06S	MW-06S	MW-06S	MW-06S	MW-06S	NYSDEC Class GA GROUNDWATER STANDARD/GUIDANCE VALUE
Date of Collection		10/28/1997	1/28/1998	12/5/2000	2/1/2001	11/20/2002	8/22/2003	5/24/2004	03/01/05	12/01/06	02/22/07		
Volatile Organic Compounds	CAS #	(ug/l)	(ug/l)	(ug/l)	(ug/l)	(ug/l)	(ug/l)	(ug/l)	(ug/l)	(ug/l)	(ug/l)		
Ethylbenzene	000100-41-4	0.4 U	10.0 U	5 U	10 U	5 U	5 U	5 U	5 U	5 U	5 U	5 ST	
Styrene	000100-42-5	0.4 U	10.0 U	5 U	10 U	5 U	5 U	5 U	5 U	5 U	5 U	5 ST	
cis-1,3-Dichloropropene	010061-01-5	0.2 U	10.0 U	5 U	10 U	5 U	5 U	5 U	5 U	5 U	5 U	0.4 ST	
trans-1,3-Dichloropropene	010061-02-6	0.2 U	10.0 U	5 U	10 U	5 U	5 U	5 U	5 U	5 U	5 U	0.4 ST	
1,4-Dichlorobenzene	000106-46-7	NA	NA	5 U	10 U	5 U	1 J	5 U	5 U	2 J	5 U	3 ST	
1,2-Dibromoethane	000106-93-4	NA	NA	5 U	10 U	5 U	5 U	5 U	5 U	5 U	5 U	5 ST	
1,2-Dichloroethane	000107-06-2	0.2 U	10.0 U	5 U	10 U	5 U	5 U	5 U	5 U	5 U	5 U	0.6 ST	
Acrylonitrile	000107-13-1	NA	NA	5 U	50 U	5 U	5 U	5 U	5 U	5 U	5 U	5 ST	
Vinyl Acetate	000108-05-4	NA	NA	5 U	10 U	5 U	5 U	5 U	5 U	5 U	5 U	-	
4-Methyl-2-pentanone	000108-10-1	0.2 U	10.0 U	5 U	10 U	5 U	5 U	5 U	5 U	5 U	5 U	-	
Toluene	000108-88-3	0.4 U	10.0 U	5 U	10 U	5 U	5 U	5 U	5 U	5 U	5 U	5 ST	
Chlorobenzene	000108-90-7	4 J	6.2 J	5 U	1.1 J	2 J	2 J	1 J	5 U	3 J	1 J	5 ST	
trans-1,4-Dichloro-2-butene	000110-57-6	NA	NA	5 U	10 U	5 U	5 U	5 U	5 U	5 U	5 U	5 ST	
Dibromochloromethane	000124-48-1	0.2 U	10.0 U	5 U	10 U	5 U	5 U	5 U	5 U	5 U	5 U	50 GV	
Tetrachloroethene	000127-18-4	0.4 U	10.0 U	5 U	10 U	5 U	5 U	5 U	5 U	5 U	5 U	5 ST	
Xylene (total)	001330-20-7	0.6 U	10.0 U	5 U	10 U	5 U	5 U	5 U	5 U	5 U	5 U	5 ST	
1,2-Dichloroethene (total)	000540-59-0	0.4 U	10.0 U	NA	10 U	NA	NA	NA	NA	NA	NA	5 ST	
cis-1,2-Dichloroethene	000156-59-2	NA	NA	1 J	6	1 J	5 U	5 U	5 U	5 U	5 U	5 ST	
trans-1,2-Dichloroethene	000156-60-5	NA	NA	5 U	10 U	5 U	5 U	5 U	5 U	5 U	5 U	5 ST	
Carbon tetrachloride	000056-23-5	0.4 U	10.0 U	5 U	10 U	5 U	5 U	5 U	5 U	5 U	5 U	5 ST	
2-Hexanone	000591-78-6	0.2 U	10.0 U	5 U	10 U	5 U	5 U	5 U	5 U	5 U	5 U	50 GV	
1,1,1,2-Tetrachloroethane	000630-20-6	NA	NA	5 U	10 U	5 U	5 U	5 U	5 U	5 U	5 U	5 ST	
Acetone	000067-64-1	0.4 U	10.0 U	5 U	10 U	5 U	5 U	5 U	5 U	5 U	5 U	50 GV	
Chloroform	000067-66-3	0.2 U	10.0 U	5 U	10 U	5 U	5 U	5 U	5 U	5 U	5 U	7 ST	
Benzene	000071-43-2	4 J	4.1 J	5 U	10 U	5 U	5 U	5 U	5 U	5 U	5 U	1 ST	
1,1,1-Trichloroethane	000071-55-6	0.6 U	10.0 U	5 U	10 U	5 U	5 U	5 U	5 U	5 U	5 U	5 ST	
Bromomethane	000074-83-9	0.4 U	10.0 U	5 U	10 U	5 U	5 U	5 U	5 U	5 U	5 U	5 ST	
Chloromethane	000074-87-3	0.6 U	10.0 U	5 U	10 U	5 U	5 U	5 U	5 U	5 U	5 U	5 ST	
Iodomethane	000074-88-4	NA	NA	5 U	10 U	5 U	5 U	5 U	5 U	5 U	5 U	5 ST	
Dibromomethane	000074-95-3	NA	NA	5 U	10 U	5 U	5 U	5 U	5 U	5 U	5 U	5 ST	
Bromodichloromethane	000075-27-4	0.2 U	10.0 U	5 U	10 U	5 U	5 U	5 U	5 U	5 U	5 U	50 GV	
Chloroethane	000075-00-3	1 J	10.0 U	5 U	10 U	5 U	5 U	5 U	5 U	5 U	5 U	5 ST	
Vinyl chloride	000075-01-4	0.6 U	10.0 U	5 U	2.6 J	5 U	5 U	5 U	5 U	5 U	5 U	2 ST	
Methylene chloride	000075-09-2	0.4 U	10.0 U	5 U	10 U	5 U	5 U	5 U	5 U	5 U	5 U	5 ST	
Carbon disulfide	000075-15-0	0.4 U	10.0 U	5 U	10 U	5 U	5 U	5 U	5 U	5 U	5 U	60 GV	
Bromoform	000075-25-2	0.6 U	10.0 U	5 U	10 U	5 U	5 U	5 U	5 U	5 U	5 U	50 GV	
Bromochloromethane	000074-97-5	NA	NA	5 U	10 U	5 U	5 U	5 U	5 U	5 U	5 U	5 ST	
1,1-Dichloroethane	000075-34-3	0.4 U	10.0 U	5 U	10 U	5 U	5 U	5 U	5 U	5 U	5 U	5 ST	
1,1-Dichloroethene	000075-35-4	0.6 U	10.0 U	5 U	10 U	5 U	5 U	5 U	5 U	5 U	5 U	5 ST	
Trichlorofluoromethane	000075-69-4	NA	NA	5 U	10 U	5 U	5 U	5 U	5 U	5 U	5 U	5 ST	
1,2-Dichloropropene	000078-87-5	0.4 U	10.0 U	5 U	10 U	5 U	5 U	5 U	5 U	5 U	5 U	1 ST	
2-Butanone	000078-93-3	0.2 U	10.0 U	5 U	10 U	5 U	5 U	5 U	5 U	5 U	5 U	50 GV	
1,1,2-Trichloroethane	000079-00-5	0.2 U	10.0 U	5 U	10 U	5 U	5 U	5 U	5 U	5 U	5 U	5 ST	
Trichloroethene	000079-01-6	0.4 U	10.0 U	5 U	10 U	5 U	5 U	5 U	5 U	5 U	5 U	5 ST	
1,1,2,2-Tetrachloroethane	000079-34-5	0.2 U	10.0 U	5 U	10 U	5 U	5 U	5 U	5 U	5 U	5 U	5 ST	
1,2-Dichlorobenzene	000095-50-1	NA	NA	5 U	10 U	5 U	5 U	5 U	5 U	5 U	5 U	3 ST	
1,2-Dibromo-3-chloropropane	000096-12-8	NA	NA	5 U	10 U	5 U	5 U	5 U	5 U	5 U	5 U	0.04 ST	
1,2,3-Trichloropropane	000096-18-4	NA	NA	5 U	10 U	5 U	5 U	5 U	5 U	5 U	5 U	0.04 ST	
1,1-Dichloropropene	000563-58-6	NA	NA	NA	10 U	NA	NA	NA	NA	NA	NA	5 ST	
TOTAL VOCs		9	10.3	1	9.7	3	3	1	U	5	1		

QUALIFIERS

- B Compound was found in the method blank as well as the sample
 U Compound was analyzed for but not detected at the detection limit shown.
 J Compound was found at a concentration below the detection limit, value estimated
 E Concentration exceeds instrument calibration range, value estimated.
 D Result taken from analysis at a secondary dilution.
 U* Result qualified as non-detect based on validation criteria

NOTES

- GV: Guidance Value
 ST: Standard
 NA: Not Analyzed
 Parameter exceeds Standard/Guidance Value
 NS: Not Sampled

SONIA ROAD LANDFILL
POST CLOSURE GROUNDWATER MONITORING PROGRAM
HISTORIC AND CURRENT SAMPLE RESULTS
VOLATILE ORGANIC COMPOUNDS

Sample ID		MW-07D	MW-07D	MW-07D	MW-07D							NYSDEC Class GA GROUNDWATER STANDARD/GUIDANCE VALUE
Date of Collection		10/27/1997	1/28/1998	12/1/2000	1/31/2001							
Volatile Organic Compounds	CAS #	(ug/l)	(ug/l)	(ug/l)	(ug/l)							
Ethylbenzene	000100-41-4	0.4 U	10.0 U	5 U	10 U							5 ST
Styrene	000100-42-5	0.4 U	10.0 U	5 U	10 U							5 ST
cis-1,3-Dichloropropene	010061-01-5	0.2 U	10.0 U	5 U	10 U							0.4 ST
trans-1,3-Dichloropropene	010061-02-6	0.2 U	10.0 U	5 U	10 U							0.4 ST
1,4-Dichlorobenzene	000106-46-7	NA	NA	5 U	10 U							3 ST
1,2-Dibromoethane	000106-93-4	NA	NA	5 U	10 U							5 ST
1,2-Dichloroethane	000107-06-2	0.2 U	10.0 U	5 U	10 U							0.6 ST
Acrylonitrile	000107-13-1	NA	NA	5 U	50 U							5 ST
Vinyl Acetate	000108-05-4	NA	NA	5 U	10 U							-
4-Methyl-2-pentanone	000108-10-1	0.2 U	10.0 U	5 U	10 U							-
Toluene	000108-88-3	1 J	10.0 U	5 U	10 U							5 ST
Chlorobenzene	000108-90-7	0.4 U	10.0 U	5 U	10 U							5 ST
trans-1,4-Dichloro-2-butene	000110-57-6	NA	NA	5 U	10 U							5 ST
Dibromochloromethane	000124-48-1	0.2 U	10.0 U	5 U	10 U							50 GV
Tetrachloroethene	000127-18-4	21	270.0 E	4 J	3.5 J							5 ST
Xylene (total)	001330-20-7	0.6 U	10.0 U	5 U	10 U							5 ST
1,2-Dichloroethene (total)	000540-59-0	12	140	NA	10 U							5 ST
cis-1,2-Dichloroethene	000156-59-2	NA	NA	5 U	10 U							5 ST
trans-1,2-Dichloroethene	000156-60-5	NA	NA	5 U	10 U							5 ST
Carbon tetrachloride	000056-23-5	0.4 U	10.0 U	5 U	10 U							5 ST
2-Hexanone	000591-78-6	0.2 U	10.0 U	5 U	10 U							50 GV
1,1,1,2-Tetrachloroethane	000630-20-6	NA	NA	5 U	10 U							5 ST
Acetone	000067-64-1	0.4 U	10.0 U	5 U	10 U							50 GV
Chloroform	000067-66-3	0.2 U	10.0 U	5 U	10 U							7 ST
Benzene	000071-43-2	0.4 U	10.0 U	5 U	10 U							1 ST
1,1,1-Trichloroethane	000071-55-6	0.6 U	10.0 U	5 U	10 U							5 ST
Bromomethane	000074-83-9	0.4 U	10.0 U	5 U	10 U							5 ST
Chloromethane	000074-87-3	0.6 U	10.0 U	5 U	10 U							5 ST
Iodomethane	000074-88-4	NA	NA	5 U	10 U							5 ST
Dibromomethane	000074-95-3	NA	NA	5 U	10 U							5 ST
Bromodichloromethane	000075-27-4	0.2 U	10.0 U	5 U	10 U							50 GV
Chloroethane	000075-00-3	0.4 U	10.0 U	5 U	10 U							5 ST
Vinyl chloride	000075-01-4	1 J	7.7 J	5 U	10 U							2 ST
Methylene chloride	000075-09-2	0.4 U	10.0 U	5 U	10 U							5 ST
Carbon disulfide	000075-15-0	0.4 U	10.0 U	5 U	10 U							60 GV
Bromoform	000075-25-2	0.6 U	10.0 U	5 U	10 U							50 GV
Bromochloromethane	000074-97-5	NA	NA	5 U	10 U							5 ST
1,1-Dichloroethane	000075-34-3	0.4 U	10.0 U	5 U	10 U							5 ST
1,1-Dichloroethene	000075-35-4	0.6 U	10.0 U	5 U	10 U							5 ST
Trichlorofluoromethane	000075-69-4	NA	NA	5 U	10 U							5 ST
1,2-Dichloropropane	000078-87-5	0.4 U	10.0 U	5 U	10 U							1 ST
2-Butanone	000078-93-3	0.2 U	10.0 U	5 U	10 U							50 GV
1,1,2-Trichloroethane	000079-00-5	0.2 U	10.0 U	5 U	10 U							5 ST
Trichloroethene	000079-01-6	3 J	50	5 U	10 U							5 ST
1,1,2,2-Tetrachloroethane	000079-34-5	0.2 U	10.0 U	5 U	10 U							5 ST
1,2-Dichlorobenzene	000095-50-1	NA	NA	5 U	10 U							3 ST
1,2-Dibromo-3-chloropropane	000096-12-8	NA	NA	5 U	10 U							0.04 ST
1,2,3-Trichloropropane	000096-18-4	NA	NA	5 U	10 U							0.04 ST
1,1-Dichloropropene	000563-58-6	NA	NA	NA	10 U							5 ST
TOTAL VOCs		38	467.7	4	3.5							

QUALIFIERS

B Compound was found in the method blank as well as the sample
 U Compound was analyzed for but not detected at the detection limit shown
 J Compound was found at a concentration below the detection limit, value estimated
 E Concentration exceeds instrument calibration range, value estimated
 D Result taken from analysis at a secondary dilution
 U* Result qualified as non-detect based on validation criteria

NOTES

GV: Guidance Value
 ST: Standard
 NA: Not Analyzed
 Parameter exceeds Standard/Guidance Value
 NS: Not Sampled

**SONIA ROAD LANDFILL
POST CLOSURE GROUNDWATER MONITORING PROGRAM
HISTORIC AND CURRENT SAMPLE RESULTS
VOLATILE ORGANIC COMPOUNDS**

Sample ID Date of Collection	CAS #	MW-071	MW-071	MW-071	MW-071	MW-071	MW-071	MW-071	MW-071	MW-071	MW-071	NYSDEC Class GA GROUNDWATER STANDARD/GUIDANCE VALUE
		10/28/1997	1/28/1998	12/1/2000	1/31/2001	11/20/2002	8/22/2003	5/20/2004	02/28/05	11/28/06	02/22/07	
Volatiles Organic Compounds		(ug/l)	(ug/l)	(ug/l)	(ug/l)	(ug/l)	(ug/l)	(ug/l)	(ug/l)	(ug/l)	(ug/l)	
Ethylbenzene	000100-41-4	0.4 U	10.0 U	5 U	10 U	5 U	5 U	5 U	5 U	5 U	5 U	5 ST
Styrene	000100-42-5	0.4 U	10.0 U	5 U	10 U	5 U	5 U	5 U	5 U	5 U	5 U	5 ST
cis-1,3-Dichloropropene	010061-01-5	0.2 U	10.0 U	5 U	10 U	5 U	5 U	5 U	5 U	5 U	5 U	0.4 ST
trans-1,3-Dichloropropene	010061-02-6	0.2 U	10.0 U	5 U	10 U	5 U	5 U	5 U	5 U	5 U	5 U	0.4 ST
1,4-Dichlorobenzene	000106-46-7	NA	NA	5 U	10 U	5 U	5 U	5 U*	5 U	5 U	5 U	3 ST
1,2-Dibromoethane	000106-93-4	NA	NA	5 U	10 U	5 U	5 U	5 U	5 U	5 U	5 U	5 ST
1,2-Dichloroethane	000107-06-2	0.2 U	10.0 U	5 U	10 U	5 U	5 U	5 U	5 U	5 U	5 U	0.6 ST
Acrylonitrile	000107-13-1	NA	NA	5 U	50 U	5 U	5 U	5 U	5 U	5 U	5 U	5 ST
Vinyl Acetate	000108-05-4	NA	NA	5 U	10 U	5 U	5 U	5 U	5 U	5 U	5 U	-
4-Methyl-2-pentanone	000108-10-1	0.2 U	10.0 U	5 U	10 U	5 U	5 U	5 U	5 U	5 U	5 U	-
Toluene	000108-88-3	0.4 U	10.0 U	5 U	10 U	5 U	5 U	5 U	5 U	5 U	5 U	5 ST
Chlorobenzene	000108-90-7	0.4 U	10.0 U	5 U	10 U	5 U	5 U	5 U*	5 U	5 U	5 U	5 ST
trans-1,4-Dichloro-2-butene	000110-57-6	NA	NA	5 U	10 U	5 U	5 U	5 U	5 U	5 U	5 U	5 ST
Dibromochloromethane	000124-48-1	0.2 U	10.0 U	5 U	10 U	5 U	5 U	5 U	5 U	5 U	5 U	50 GV
Tetrachloroethene	000127-18-4	0.4 U	10.0 U	5 U	10 U	5 U	5 U	1 J	5 U	5 U	5 U	5 ST
Xylene (total)	001330-20-7	0.6 U	10.0 U	5 U	10 U	5 U	5 U	5 U	5 U	5 U	5 U	5 ST
1,2-Dichloroethene (total)	000540-59-0	0.4 U	10.0 U	NA	10 U	NA	NA	NA	NA	NA	NA	5 ST
cis-1,2-Dichloroethene	000156-59-2	NA	NA	5 U	10 U	5 U	5 U	5 U	5 U	5 U	5 U	5 ST
trans-1,2-Dichloroethene	000156-60-5	NA	NA	5 U	10 U	5 U	5 U	5 U	5 U	5 U	5 U	5 ST
Carbon tetrachloride	000056-23-5	0.4 U	10.0 U	5 U	10 U	5 U	5 U	5 U	5 U	5 U	5 U	5 ST
2-Hexanone	000591-78-6	0.2 U	10.0 U	5 U	10 U	5 U	5 U	5 U	5 U	5 U	5 U	50 GV
1,1,1,2-Tetrachloroethane	000630-20-6	NA	NA	5 U	10 U	5 U	5 U	5 U	5 U	5 U	5 U	5 ST
Acetone	000067-64-1	0.4 U	10.0 U	5 U	10 U	5 U	5 U	5 U	5 U	5 U	5 U	50 GV
Chloroform	000067-66-3	0.2 U	10.0 U	5 U	10 U	5 U	5 U	5 U	5 U	5 U	5 U	7 ST
Benzene	000071-43-2	0.4 U	10.0 U	5 U	10 U	5 U	5 U	5 U	5 U	5 U	5 U	1 ST
1,1,1-Trichloroethane	000071-55-6	0.6 U	10.0 U	6	2.6 J	5 U	5 U	5 U	5 U	5 U	5 U	5 ST
Bromomethane	000074-83-9	0.4 U	10.0 U	5 U	10 U	5 U	5 U	5 U	5 U	5 U	5 U	5 ST
Chloromethane	000074-87-3	0.6 U	10.0 U	5 U	10 U	5 U	5 U	5 U	5 U	5 U	5 U	5 ST
Iodomethane	000074-88-4	NA	NA	5 U	10 U	5 U	5 U	5 U	5 U	5 U	5 U	5 ST
Dibromomethane	000074-95-3	NA	NA	5 U	10 U	5 U	5 U	5 U	5 U	5 U	5 U	5 ST
Bromodichloromethane	000075-27-4	0.2 U	10.0 U	5 U	10 U	5 U	5 U	5 U	5 U	5 U	5 U	50 GV
Chloroethane	000075-00-3	0.4 U	10.0 U	5 U	10 U	5 U	5 U	5 U	5 U	5 U	5 U	5 ST
Vinyl chloride	000075-01-4	0.6 U	10.0 U	5 U	10 U	5 U	5 U	5 U	5 U	5 U	5 U	2 ST
Methylene chloride	000075-09-2	0.4 U	10.0 U	5 U	10 U	5 U	5 U	5 U	5 U	5 U	5 U	5 ST
Carbon disulfide	000075-15-0	0.4 U	10.0 U	5 U	10 U	5 U	5 U	5 U	5 U	5 U	5 U	60 GV
Bromoform	000075-25-2	0.6 U	10.0 U	5 U	10 U	5 U	5 U	5 U	5 U	5 U	5 U	50 GV
Bromochloromethane	000074-97-5	NA	NA	5 U	10 U	5 U	5 U	5 U	5 U	5 U	5 U	5 ST
1,1-Dichloroethane	000075-34-3	0.4 U	10.0 U	5 U	10 U	5 U	5 U	5 U	5 U	5 U	5 U	5 ST
1,1-Dichloroethene	000075-35-4	0.6 U	10.0 U	5 U	10 U	5 U	5 U	5 U	5 U	5 U	5 U	5 ST
Trichlorofluoromethane	000075-69-4	NA	NA	5 U	10 U	5 U	5 U	5 U	5 U	5 U	5 U	5 ST
1,2-Dichloropropane	000078-87-5	0.4 U	10.0 U	5 U	10 U	5 U	5 U	5 U	5 U	5 U	5 U	1 ST
2-Butanone	000078-93-3	0.2 U	10.0 U	5 U	10 U	5 U	5 U	5 U	5 U	5 U	5 U	50 GV
1,1,2-Trichloroethane	000079-00-5	0.2 U	10.0 U	5 U	10 U	5 U	5 U	5 U	5 U	5 U	5 U	5 ST
Trichloroethene	000079-01-6	0.4 U	10.0 U	5 U	10 U	5 U	5 U	5 U	5 U	5 U	5 U	5 ST
1,1,2,2-Tetrachloroethane	000079-34-5	0.2 U	10.0 U	5 U	10 U	5 U	5 U	5 U	5 U	5 U	5 U	5 ST
1,2-Dichlorobenzene	000095-50-1	NA	NA	5 U	10 U	5 U	5 U	5 U	5 U	5 U	5 U	3 ST
1,2-Dibromo-3-chloropropane	000096-12-8	NA	NA	5 U	10 U	5 U	5 U	5 U	5 U	5 U	5 U	0.04 ST
1,2,3-Trichloropropane	000096-18-4	NA	NA	5 U	10 U	5 U	5 U	5 U	5 U	5 U	5 U	0.04 ST
1,1-Dichloropropene	000563-58-6	NA	NA	NA	10 U	NA	NA	NA	NA	NA	NA	5 ST
TOTAL VOCs		U	U	6	2.6	3	U	1	U	U	U	

QUALIFIERS

B Compound was found in the method blank as well as the sample
 U Compound was analyzed for but not detected at the detection limit shown.
 J Compound was found at a concentration below the detection limit, value estimated
 E Concentration exceeds instrument calibration range; value estimated.
 D Result taken from analysis at a secondary dilution.
 U* Result qualified as non-detect based on validation criteria

NOTES

GV: Guidance Value
 ST: Standard
 NA: Not Analyzed
 : Parameter exceeds Standard/Guidance Value
 NS: Not Sampled

**SONIA ROAD LANDFILL
POST CLOSURE GROUNDWATER MONITORING PROGRAM
HISTORIC AND CURRENT SAMPLE RESULTS
VOLATILE ORGANIC COMPOUNDS**

Sample ID		MW-07S	MW-07S	MW-07S	MW-07S								NYSDEC Class GA GROUNDWATER STANDARD/GUIDANCE VALUE
Date of Collection		10/27/1997	1/28/1998	12/5/2000	1/31/2001								
Volatile Organic Compounds	CAS #	(ug/l)	(ug/l)	(ug/l)	(ug/l)								
Ethylbenzene	000100-41-4	0.4 U	10.0 U	5 U	10 U								5 ST
Styrene	000100-42-5	0.4 U	10.0 U	5 U	10 U								5 ST
cis-1,3-Dichloropropene	010061-01-5	0.2 U	10.0 U	5 U	10 U								0.4 ST
trans-1,3-Dichloropropene	010061-02-6	0.2 U	10.0 U	5 U	10 U								0.4 ST
1,4-Dichlorobenzene	000106-46-7	NA	NA	5 U	10 U								3 ST
1,2-Dibromoethane	000106-93-4	NA	NA	5 U	10 U								5 ST
1,2-Dichloroethane	000107-06-2	0.2 U	10.0 U	5 U	10 U								0.6 ST
Acrylonitrile	000107-13-1	NA	NA	5 U	50 U								5 ST
Vinyl Acetate	000108-05-4	NA	NA	5 U	10 U								-
4-Methyl-2-pentanone	000108-10-1	0.2 U	10.0 U	5 U	10 U								-
Toluene	000108-88-3	0.4 U	10.0 U	5 U	10 U								5 ST
Chlorobenzene	000108-90-7	0.4 U	10.0 U	5 U	10 U								5 ST
trans-1,4-Dichloro-2-butene	000110-57-6	NA	NA	5 U	10 U								5 ST
Dibromochloromethane	000124-48-1	0.2 U	10.0 U	5 U	10 U								50 GV
Tetrachloroethene	000127-18-4	0.4 U	10.0 U	5 U	10 U								5 ST
Xylene (total)	001330-20-7	0.6 U	10.0 U	5 U	10 U								5 ST
1,2-Dichloroethene (total)	000540-59-0	0.4 U	10.0 U	NA	10 U								5 ST
cis-1,2-Dichloroethene	000156-59-2	NA	NA	5 U	10 U								5 ST
trans-1,2-Dichloroethene	000156-60-5	NA	NA	5 U	10 U								5 ST
Carbon tetrachloride	000056-23-5	0.4 U	10.0 U	5 U	10 U								5 ST
2-Hexanone	000591-78-6	0.2 U	10.0 U	5 U	10 U								50 GV
1,1,1,2-Tetrachloroethane	000630-20-6	NA	NA	5 U	10 U								5 ST
Acetone	000067-64-1	0.4 U	10.0 U	5 U	10 U								50 GV
Chloroform	000067-66-3	0.2 U	10.0 U	5 U	10 U								7 ST
Benzene	000071-43-2	0.4 U	10.0 U	5 U	10 U								1 ST
1,1,1-Trichloroethane	000071-55-6	0.6 U	10.0 U	5 U	10 U								5 ST
Bromomethane	000074-83-9	0.4 U	10.0 U	5 U	10 U								5 ST
Chloromethane	000074-87-3	0.6 U	10.0 U	5 U	10 U								5 ST
Iodomethane	000074-88-4	NA	NA	5 U	10 U								5 ST
Dibromomethane	000074-95-3	NA	NA	5 U	10 U								5 ST
Bromodichloromethane	000075-27-4	0.2 U	10.0 U	5 U	10 U								50 GV
Chloroethane	000075-00-3	0.4 U	10.0 U	5 U	10 U								5 ST
Vinyl chloride	000075-01-4	0.6 U	10.0 U	5 U	10 U								2 ST
Methylene chloride	000075-09-2	0.4 U	10.0 U	5 U	10 U								5 ST
Carbon disulfide	000075-15-0	0.4 U	10.0 U	5 U	10 U								60 GV
Bromoform	000075-25-2	0.6 U	10.0 U	5 U	10 U								50 GV
Bromochloromethane	000074-97-5	NA	NA	5 U	10 U								5 ST
1,1-Dichloroethane	000075-34-3	0.4 U	10.0 U	5 U	10 U								5 ST
1,1-Dichloroethene	000075-35-4	0.6 U	10.0 U	5 U	10 U								5 ST
Trichlorofluoromethane	000075-69-4	NA	NA	5 U	10 U								5 ST
1,2-Dichloropropane	000078-87-5	0.4 U	10.0 U	5 U	10 U								1 ST
2-Butanone	000078-93-3	0.2 U	10.0 U	5 U	10 U								50 GV
1,1,2-Trichloroethane	000079-00-5	0.2 U	10.0 U	5 U	10 U								5 ST
Trichloroethene	000079-01-6	0.4 U	10.0 U	5 U	10 U								5 ST
1,1,2,2-Tetrachloroethane	000079-34-5	0.2 U	10.0 U	5 U	10 U								5 ST
1,2-Dichlorobenzene	000095-50-1	NA	NA	5 U	10 U								3 ST
1,2-Dibromo-3-chloropropane	000096-12-8	NA	NA	5 U	10 U								0.04 ST
1,2,3-Trichloropropane	000096-18-4	NA	NA	5 U	10 U								0.04 ST
1,1-Dichloropropene	000563-58-6	NA	NA	NA	10 U								5 ST
TOTAL VOCs		U	U	U	U								

QUALIFIERS

B Compound was found in the method blank as well as the sample
 U: Compound was analyzed for but not detected at the detection limit shown
 J: Compound was found at a concentration below the detection limit, value estimated
 E: Concentration exceeds instrument calibration range, value estimated.
 D: Result taken from analysis at a secondary dilution.
 U* Result qualified as non-detect based on validation criteria

NOTES

GV: Guidance Value
 ST: Standard
 NA: Not Analyzed
 : Parameter exceeds Standard/Guidance Value
 NS: Not Sampled

**SONIA ROAD LANDFILL
POST CLOSURE GROUNDWATER MONITORING PROGRAM
HISTORIC AND CURRENT SAMPLE RESULTS
VOLATILE ORGANIC COMPOUNDS**

Sample ID		MW-10D	MW-10D	MW-10D	MW-10D							NYSDEC Class GA GROUNDWATER STANDARD/GUIDANCE VALUE
Date of Collection		10/30/1997	2/2/1998	12/1/2000	2/5/2001							
Volatile Organic Compounds	CAS #	(ug/l)	(ug/l)	(ug/l)	(ug/l)							
Ethylbenzene	000100-41-4	1.4 U	10 U	5 U	10 U							5 ST
Styrene	000100-42-5	1.4 U	10 U	5 U	10 U							5 ST
cis-1,3-Dichloropropene	010061-01-5	1.4 U	10 U	5 U	10 U							0.4 ST
trans-1,3-Dichloropropene	010061-02-6	1.8 U	10 U	5 U	10 U							0.4 ST
1,4-Dichlorobenzene	000106-46-7	NA	NA	5 U	10 U							3 ST
1,2-Dibromoethane	000106-93-4	NA	NA	5 U	10 U							5 ST
1,2-Dichloroethane	000107-06-2	1.4 U	10 U	5 U	10 U							0.6 ST
Acrylonitrile	000107-13-1	NA	NA	5 U	50 U							5 ST
Vinyl Acetate	000108-05-4	NA	NA	5 U	10 U							-
4-Methyl-2-pentanone	000108-10-1	1.4 U	6.5 J	5 U	10 U							-
Toluene	000108-88-3	1.2 U	10 U	5 U	10 U							5 ST
Chlorobenzene	000108-90-7	1.4 U	10 U	5 U	10 U							5 ST
trans-1,4-Dichloro-2-butene	000110-57-6	NA	NA	5 U	10 U							5 ST
Dibromochloromethane	000124-48-1	2.2 U	10 U	5 U	10 U							50 GV
Tetrachloroethene	000127-18-4	1.4 U	10 U	5 U	10 U							5 ST
Xylene (total)	001330-20-7	1.6 U	10 U	5 U	10 U							5 ST
1,2-Dichloroethene (total)	000540-59-0	2.6 U	10 U	NA	10 U							5 ST
cis-1,2-Dichloroethene	000156-59-2	NA	NA	5 U	10 U							5 ST
trans-1,2-Dichloroethene	000156-60-5	NA	NA	5 U	10 U							5 ST
Carbon tetrachloride	000056-23-5	1.8 U	10 U	5 U	10 U							5 ST
2-Hexanone	000591-78-6	1.4 U	7.0 J	5 U	10 U							50 GV
1,1,1,2-Tetrachloroethane	000630-20-6	NA	NA	5 U	10 U							5 ST
Acetone	000067-64-1	3.4 U	9.6 J	5 U	10 U							50 GV
Chloroform	000067-66-3	1.4 U	10 U	5 U	10 U							7 ST
Benzene	000071-43-2	1.4 U	10 U	5 U	10 U							1 ST
1,1,1-Trichloroethane	000071-55-6	3 J	10 U	5 U	1.2 J							5 ST
Bromomethane	000074-83-9	1.4 U	10 U	5 U	10 U							5 ST
Chloromethane	000074-87-3	1.4 U	10 U	5 U	10 U							5 ST
Iodomethane	000074-88-4	NA	NA	5 U	10 U							5 ST
Dibromomethane	000074-95-3	NA	NA	5 U	10 U							5 ST
Bromodichloromethane	000075-27-4	1.8 U	10 U	5 U	10 U							50 GV
Chloroethane	000075-00-3	1.4 U	10 U	5 U	10 U							5 ST
Vinyl chloride	000075-01-4	1.4 U	10 U	5 U	10 U							2 ST
Methylene chloride	000075-09-2	1.4 U	10 U	5 U	10 U							5 ST
Carbon disulfide	000075-15-0	1.2 U	10 U	5 U	10 U							60 GV
Bromoform	000075-25-2	1.8 U	10 U	5 U	10 U							50 GV
Bromochloromethane	000074-97-5	NA	NA	5 U	10 U							5 ST
1,1-Dichloroethane	000075-34-3	8 J	3.4 J	1 J	1.7 J							5 ST
1,1-Dichloroethene	000075-35-4	1.4 U	10 U	5 U	10 U							5 ST
Trichlorofluoromethane	000075-69-4	NA	NA	5 U	10 U							5 ST
1,2-Dichloropropane	000078-87-5	1.4 U	10 U	5 U	10 U							1 ST
2-Butanone	000078-93-3	2.2 U	7.8 J	5 U	10 U							50 GV
1,1,2-Trichloroethane	000079-00-5	2 U	10 U	5 U	10 U							5 ST
Trichloroethene	000079-01-6	1.4 U	2.1 J	5 U	10 U							5 ST
1,1,2,2-Tetrachloroethane	000079-34-5	2.2	3.4 J	5 U	10 U							5 ST
1,2-Dichlorobenzene	000095-50-1	NA	NA	5 U	10 U							3 ST
1,2-Dibromo-3-chloropropane	000096-12-8	NA	NA	5 U	10 U							0.04 ST
1,2,3-Trichloropropane	000096-18-4	NA	NA	5 U	10 U							0.04 ST
1,1-Dichloropropene	000563-58-6	NA	NA	NA	10 U							5 ST
TOTAL VOCs		11	39.8	1	2.9							

QUALIFIERS

B: Compound was found in the method blank as well as the sample
 U: Compound was analyzed for but not detected at the detection limit shown.
 J: Compound was found at a concentration below the detection limit, value estimated
 E: Concentration exceeds instrument calibration range, value estimated.
 D: Result taken from analysis at a secondary dilution.
 U*: Result qualified as non-detect based on validation criteria

NOTES

GV: Guidance Value
 ST: Standard
 NA: Not Analyzed
 Parameter exceeds Standard/Guidance Value
 NS: Not Sampled

**SONIA ROAD LANDFILL
POST CLOSURE GROUNDWATER MONITORING PROGRAM
HISTORIC AND CURRENT SAMPLE RESULTS
VOLATILE ORGANIC COMPOUNDS**

Sample ID		MW-101	MW-101	MW-101	MW-101							NYSDEC Class GA GROUNDWATER STANDARD/GUIDANCE VALUE
Date of Collection		10/30/1997	2/2/1998	12/1/2000	2/5/2001							
Volatile Organic Compounds	CAS #	(ug/l)	(ug/l)	(ug/l)	(ug/l)							
Ethylbenzene	000100-41-4	1.40 U	10.0 U	5 U	10 U							5 ST
Styrene	000100-42-5	1.40 U	10.0 U	5 U	10 U							5 ST
cis-1,3-Dichloropropene	010061-01-5	1.40 U	10.0 U	5 U	10 U							0.4 ST
trans-1,3-Dichloropropene	010061-02-6	1.80 U	10.0 U	5 U	10 U							0.4 ST
1,4-Dichlorobenzene	000106-46-7	NA	NA	5 U	10 U							3 ST
1,2-Dibromoethane	000106-93-4	NA	NA	5 U	10 U							5 ST
1,2-Dichloroethane	000107-06-2	1.40 U	10.0 U	5 U	10 U							0.6 ST
Acrylonitrile	000107-13-1	NA	NA	5 U	50 U							5 ST
Vinyl Acetate	000108-05-4	NA	NA	5 U	10 U							-
4-Methyl-2-pentanone	000108-10-1	1.40 U	10.0 U	5 U	10 U							-
Toluene	000108-88-3	1.20 U	10.0 U	5 U	10 U							5 ST
Chlorobenzene	000108-90-7	1.40 U	10.0 U	5 U	10 U							5 ST
trans-1,4-Dichloro-2-butene	000110-57-6	NA	NA	5 U	10 U							5 ST
Dibromochloromethane	000124-48-1	2.20 U	10.0 U	5 U	10 U							50 GV
Tetrachloroethene	000127-18-4	1.40 U	10.0 U	5 U	10 U							5 ST
Xylene (total)	001330-20-7	1.60 U	10.0 U	5 U	10 U							5 ST
1,2-Dichloroethene (total)	000540-59-0	2.60 U	10.0 U	NA	10 U							5 ST
cis-1,2-Dichloroethene	000156-59-2	NA	NA	5 U	10 U							5 ST
trans-1,2-Dichloroethene	000156-60-5	NA	NA	5 U	10 U							5 ST
Carbon tetrachloride	000056-23-5	1.80 U	10.0 U	5 U	10 U							5 ST
2-Hexanone	000591-78-6	1.40 U	10.0 U	5 U	10 U							50 GV
1,1,1,2-Tetrachloroethane	000630-20-6	NA	NA	5 U	10 U							5 ST
Acetone	000067-64-1	3.40 U	10.0 U	5 U	10 U							50 GV
Chloroform	000067-66-3	1.40 U	10.0 U	5 U	10 U							7 ST
Benzene	000071-43-2	1.40 U	10.0 U	5 U	10 U							1 ST
1,1,1-Trichloroethane	000071-55-6	1.80 U	10.0 U	1 J	10 U							5 ST
Bromomethane	000074-83-9	1.40 U	10.0 U	5 U	10 U							5 ST
Chloromethane	000074-87-3	1.40 U	10.0 U	5 U	10 U							5 ST
Iodomethane	000074-88-4	NA	NA	5 U	10 U							5 ST
Dibromomethane	000074-95-3	NA	NA	5 U	10 U							5 ST
Bromodichloromethane	000075-27-4	1.80 U	10.0 U	5 U	10 U							50 GV
Chloroethane	000075-00-3	1.40 U	10.0 U	5 U	10 U							5 ST
Vinyl chloride	000075-01-4	1.40 U	10.0 U	5 U	10 U							2 ST
Methylene chloride	000075-09-2	1.40 U	4.8 J	5 U	10 U							5 ST
Carbon disulfide	000075-15-0	1.20 U	10.0 U	5 U	10 U							60 GV
Bromoform	000075-25-2	1.80 U	10.0 U	5 U	10 U							50 GV
Bromochloromethane	000074-97-5	NA	NA	5 U	10 U							5 ST
1,1-Dichloroethane	000075-34-3	1.1	2.8 J	1 J	10 J							5 ST
1,1-Dichloroethene	000075-35-4	1.40 U	10.0 U	5 U	10 U							5 ST
Trichlorofluoromethane	000075-69-4	NA	NA	5 U	10 U							5 ST
1,2-Dichloropropane	000078-87-5	1.40 U	10.0 U	5 U	10 U							1 ST
2-Butanone	000078-93-3	2.20 U	10.0 U	5 U	10 U							50 GV
1,1,2-Trichloroethane	000079-00-5	2.00 U	10.0 U	5 U	10 U							5 ST
Trichloroethene	000079-01-6	1.40 U	10.0 U	5 U	10 U							5 ST
1,1,2,2-Tetrachloroethane	000079-34-5	2.20 U	10.0 U	5 U	10 U							5 ST
1,2-Dichlorobenzene	000095-50-1	NA	NA	5 U	10 U							3 ST
1,2-Dibromo-3-chloropropane	000096-12-8	NA	NA	5 U	10 U							0.04 ST
1,2,3-Trichloropropane	000096-18-4	NA	NA	5 U	10 U							0.04 ST
1,1-Dichloropropene	000563-58-6	NA	NA	NA	10 U							5 ST
TOTAL VOCs		11	7.6	2	1							

QUALIFIERS

B: Compound was found in the method blank as well as the sample
 U: Compound was analyzed for but not detected at the detection limit shown.
 J: Compound was found at a concentration below the detection limit, value estimated
 E: Concentration exceeds instrument calibration range; value estimated.
 D: Result taken from analysis at a secondary dilution.
 U*: Result qualified as non-detect based on validation criteria

NOTES

GV: Guidance Value
 ST: Standard
 NA: Not Analyzed
 : Parameter exceeds Standard/Guidance Value
 NS: Not Sampled

**SONIA ROAD LANDFILL
POST CLOSURE GROUNDWATER MONITORING PROGRAM
HISTORIC AND CURRENT SAMPLE RESULTS
VOLATILE ORGANIC COMPOUNDS**

Sample ID		MW-10S	MW-10S	MW-10S	MW-10S							NYSDEC Class GA GROUNDWATER STANDARD/GUIDANCE VALUE
Date of Collection		10/30/1997	2/2/1998	12/1/2000	2/5/2001							
Volatile Organic Compounds	CAS #	(ug/l)	(ug/l)	(ug/l)	(ug/l)							
Ethylbenzene	000100-41-4	1.40 U	10.0 U	5 U	10 U							5 ST
Styrene	000100-42-5	1.40 U	10.0 U	5 U	10 U							5 ST
cis-1,3-Dichloropropene	010061-01-5	1.40 U	10.0 U	5 U	10 U							0.4 ST
trans-1,3-Dichloropropene	010061-02-6	1.80 U	10.0 U	5 U	10 U							0.4 ST
1,4-Dichlorobenzene	000106-46-7	NA	NA	5 U	10 U							3 ST
1,2-Dibromoethane	000106-93-4	NA	NA	5 U	10 U							5 ST
1,2-Dichloroethane	000107-06-2	1.40 U	10.0 U	5 U	10 U							0.6 ST
Acrylonitrile	000107-13-1	NA	NA	5 U	50 U							5 ST
Vinyl Acetate	000108-05-4	NA	NA	5 U	10 U							-
4-Methyl-2-pentanone	000108-10-1	1.40 U	10.0 U	5 U	10 U							-
Toluene	000108-88-3	1.20 U	10.0 U	5 U	10 U							5 ST
Chlorobenzene	000108-90-7	1.40 U	10.0 U	5 U	10 U							5 ST
trans-1,4-Dichloro-2-butene	000110-57-6	NA	NA	5 U	10 U							5 ST
Dibromochloromethane	000124-48-1	2.20 U	10.0 U	5 U	10 U							50 GV
Tetrachloroethene	000127-18-4	1.40 U	10.0 U	5 U	10 U							5 ST
Xylene (total)	001330-20-7	1.60 U	10.0 U	5 U	10 U							5 ST
1,2-Dichloroethene (total)	000540-59-0	2.60 U	10.0 U	NA	10 U							5 ST
cis-1,2-Dichloroethene	000156-59-2	NA	NA	5 U	10 U							5 ST
trans-1,2-Dichloroethene	000156-60-5	NA	NA	5 U	10 U							5 ST
Carbon tetrachloride	000056-23-5	1.80 U	10.0 U	5 U	10 U							5 ST
2-Hexanone	000591-78-6	1.40 U	10.0 U	5 U	10 U							50 GV
1,1,1,2-Tetrachloroethane	000630-20-6	NA	NA	5 U	10 U							5 ST
Acetone	000067-64-1	3.40 U	4.4 J	5 U	10 U							50 GV
Chloroform	000067-66-3	1.40 U	10.0 U	5 U	10 U							7 ST
Benzene	000071-43-2	1.40 U	10.0 U	5 U	10 U							1 ST
1,1,1-Trichloroethane	000071-55-6	1.80 U	10.0 U	5 U	10 U							5 ST
Bromomethane	000074-83-9	1.40 U	10.0 U	5 U	10 U							5 ST
Chloromethane	000074-87-3	1.40 U	10.0 U	5 U	10 U							5 ST
Iodomethane	000074-88-4	NA	NA	5 U	10 U							5 ST
Dibromomethane	000074-95-3	NA	NA	5 U	10 U							5 ST
Bromodichloromethane	000075-27-4	1.80 U	10.0 U	5 U	10 U							50 GV
Chloroethane	000075-00-3	2 J	10.0 U	5 U	10 U							5 ST
Vinyl chloride	000075-01-4	1.40 U	10.0 U	5 U	10 U							2 ST
Methylene chloride	000075-09-2	1.40 U	2.1 J	5 U	10 U							5 ST
Carbon disulfide	000075-15-0	1.20 U	10.0 U	5 U	10 U							60 GV
Bromoform	000075-25-2	1.80 U	10.0 U	5 U	10 U							50 GV
Bromochloromethane	000074-97-5	NA	NA	5 U	10 U							5 ST
1,1-Dichloroethane	000075-34-3	2.4	4.0 J	6	4.2 J							5 ST
1,1-Dichloroethene	000075-35-4	1.40 U	10.0 U	5 U	10 U							5 ST
Trichlorofluoromethane	000075-69-4	NA	NA	5 U	10 U							5 ST
1,2-Dichloropropane	000078-87-5	1.40 U	10.0 U	5 U	10 U							1 ST
2-Butanone	000078-93-3	2.20 U	10.0 U	5 U	10 U							50 GV
1,1,2-Trichloroethane	000079-00-5	2.00 U	10.0 U	5 U	10 U							5 ST
Trichloroethene	000079-01-6	1.40 U	10.0 U	5 U	10 U							5 ST
1,1,2,2-Tetrachloroethane	000079-34-5	2.20 U	10.0 U	5 U	10 U							5 ST
1,2-Dichlorobenzene	000095-50-1	NA	NA	5 U	10 U							3 ST
1,2-Dibromo-3-chloropropane	000096-12-8	NA	NA	5 U	10 U							0.04 ST
1,2,3-Trichloropropane	000096-18-4	NA	NA	5 U	10 U							0.04 ST
1,1-Dichloropropene	000563-58-6	NA	NA	NA	10 U							5 ST
TOTAL VOCs		26	10.5	6	4.2							

QUALIFIERS

- B Compound was found in the method blank as well as the sample
 U Compound was analyzed for but not detected at the detection limit shown.
 J Compound was found at a concentration below the detection limit, value estimated
 E Concentration exceeds instrument calibration range; value estimated
 D Result taken from analysis at a secondary dilution.
 U* Result qualified as non-detect based on validation criteria

NOTES

- GV: Guidance Value
 ST: Standard
 NA: Not Analyzed
 Parameter exceeds Standard/Guidance Value
 NS: Not Sampled

**SONIA ROAD LANDFILL
POST CLOSURE GROUNDWATER MONITORING PROGRAM
HISTORIC AND CURRENT SAMPLE RESULTS
VOLATILE ORGANIC COMPOUNDS**

Sample ID		MW-11D	MW-11D	MW-11D	MW-11D	MW-11D	MW-11D	MW-11D	MW-11D	MW-11D	MW-11D	NYSDEC Class GA GROUNDWATER
Date of Collection		10/31/1997	1/28/1998	12/13/2000	2/7/2001	11/21/2002	8/21/2003	5/21/2004	02/24/05	11/29/06	02/28/07	STANDARD/GUIDANCE VALUE
Volatile Organic Compounds	CAS #	(ug/l)	(ug/l)	(ug/l)	(ug/l)	(ug/l)	(ug/l)	(ug/l)	(ug/l)	(ug/l)	(ug/l)	
Ethylbenzene	000100-41-4	1.40 U	10.0 U	5 U	10 U	5 U	5 U	5 U	5 U	5 U	5 U	5 ST
Styrene	000100-42-5	1.40 U	10.0 U	5 U	10 U	5 U	5 U	5 U	5 U	5 U	5 U	5 ST
cis-1,3-Dichloropropene	010061-01-5	1.40 U	10.0 U	5 U	10 U	5 U	5 U	5 U	5 U	5 U	5 U	0.4 ST
trans-1,3-Dichloropropene	010061-02-6	1.80 U	10.0 U	5 U	10 U	5 U	5 U	5 U	5 U	5 U	5 U	0.4 ST
1,4-Dichlorobenzene	000106-46-7	NA	NA	5 U	10 U	5 U	5 U	5 U	5 U	5 U	5 U	3 ST
1,2-Dibromoethane	000106-93-4	NA	NA	5 U	10 U	5 U	5 U	5 U	5 U	5 U	5 U	5 ST
1,2-Dichloroethane	000107-06-2	1.40 U	10.0 U	5 U	10 U	5 U	5 U	5 U	5 U	5 U	5 U	0.6 ST
Acrylonitrile	000107-13-1	NA	NA	5 U	10 U	5 U	5 U	5 U	5 U	5 U	5 U	5 ST
Vinyl Acetate	000108-05-4	NA	NA	5 U	10 U	5 U	5 U	5 U	5 U	5 U	5 U	-
4-Methyl-2-pentanone	000108-10-1	1.40 U	10.0 U	5 U	10 U	5 U	5 U	5 U	5 U	5 U	5 U	-
Toluene	000108-88-3	1.20 U	10.0 U	5 U	10 U	5 U	5 U	5 U	5 U	5 U	5 U	5 ST
Chlorobenzene	000108-90-7	1.40 U	10.0 U	5 U	10 U	5 U	5 U	5 U*	5 U	5 U	5 U	5 ST
trans-1,4-Dichloro-2-butene	000110-57-6	NA	NA	5 U	10 U	5 U	5 U	5 U	5 U	5 U	5 U	5 ST
Dibromochloromethane	000124-48-1	2.20 U	10.0 U	5 U	10 U	5 U	5 U	5 U	5 U	5 U	5 U	50 GV
Tetrachloroethene	000127-18-4	1.40 U	10.0 U	5 U	10 U	5 U	5 U	5 U	5 U	5 U	5 U	5 ST
Xylene (total)	001330-20-7	1.60 U	10.0 U	5 U	10 U	5 U	5 U	5 U	5 U	5 U	5 U	5 ST
1,2-Dichloroethene (total)	000540-59-0	2.60 U	10.0 U	NA	10 U	NA	NA	NA	NA	NA	NA	5 ST
cis-1,2-Dichloroethene	000156-59-2	NA	NA	5 U	10 U	5 U	5 U	5 U	5 U	5 U	5 U	5 ST
trans-1,2-Dichloroethene	000156-60-5	NA	NA	5 U	10 U	5 U	5 U	5 U	5 U	5 U	5 U	5 ST
Carbon tetrachloride	000056-23-5	1.80 U	10.0 U	5 U	10 U	5 U	5 U	5 U	5 U	5 U	5 U	5 ST
2-Hexanone	000591-78-6	1.40 U	10.0 U	5 U	10 U	5 U	5 U	5 U	5 U	5 U	5 U	50 GV
1,1,1,2-Tetrachloroethane	000630-20-6	NA	NA	5 U	10 U	5 U	5 U	5 U	5 U	5 U	5 U	5 ST
Acetone	000067-64-1	2 J	10 U	5 U	10 U	5 U	5 U	5 U	5 U	5 U	5 U	50 GV
Chloroform	000067-66-3	1.40 U	10.0 U	5 U	10 U	5 U	5 U	5 U	5 U	5 U	5 U	7 ST
Benzene	000071-43-2	1.40 U	10.0 U	5 U	10 U	5 U	5 U	5 U	5 U	5 U	5 U	1 ST
1,1,1-Trichloroethane	000071-55-6	1.80 U	10.0 U	5 U	10 U	5 U	5 U	5 U	5 U	2 J	5	5 ST
Bromomethane	000074-83-9	1.40 U	10.0 U	5 U	10 U	5 U	5 U	5 U	5 U	5 U	5 U	5 ST
Chloromethane	000074-87-3	1.40 U	10.0 U	5 U	10 U	5 U	5 U	5 U	5 U	5 U	5 U	5 ST
Iodomethane	000074-88-4	NA	NA	5 U	10 U	5 U	5 U	5 U	5 U	5 U	5 U	5 ST
Dibromomethane	000074-95-3	NA	NA	5 U	10 U	5 U	5 U	5 U	5 U	5 U	5 U	5 ST
Bromodichloromethane	000075-27-4	1.80 U	10.0 U	5 U	10 U	5 U	5 U	5 U	5 U	5 U	5 U	50 GV
Chloroethane	000075-00-3	1.40 U	10.0 U	5 U	10 U	5 U	5 U	5 U	5 U	5 U	5 U	5 ST
Vinyl chloride	000075-01-4	1.40 U	10.0 U	5 U	10 U	5 U	5 U	5 U	5 U	5 U	5 U	2 ST
Methylene chloride	000075-09-2	1.40 U	10.0 U	5 U	10 U	5 U	5 U	5 U	5 U	5 U	5 U	5 ST
Carbon disulfide	000075-15-0	1.20 U	10.0 U	5 U	10 U	5 U	5 U	5 U	5 U	5 U	5 U	60 GV
Bromoform	000075-25-2	1.80 U	10.0 U	5 U	10 U	5 U	5 U	5 U	5 U	5 U	5 U	50 GV
Bromochloromethane	000074-97-5	NA	NA	5 U	10 U	5 U	5 U	5 U	5 U	5 U	5 U	5 ST
1,1-Dichloroethane	000075-34-3	1.20 U	10.0 U	5 U	10 U	1 J	5 U	5 U	5 U	2 J	5	5 ST
1,1-Dichloroethene	000075-35-4	1.40 U	10.0 U	5 U	10 U	5 U	5 U	5 U	5 U	5 U	2 J	5 ST
Trichlorofluoromethane	000075-69-4	NA	NA	5 U	10 U	5 U	5 U	5 U	5 U	5 U	5 U	5 ST
1,2-Dichloropropane	000078-87-5	1.40 U	10.0 U	5 U	10 U	5 U	5 U	5 U	5 U	5 U	5 U	1 ST
2-Butanone	000078-93-3	2.20 U	10.0 U	5 U	10 U	5 U	5 U	5 U	5 U	5 U	5 U	50 GV
1,1,2-Trichloroethane	000079-00-5	2.00 U	10.0 U	5 U	10 U	5 U	5 U	5 U	5 U	5 U	5 U	5 ST
Trichloroethene	000079-01-6	1.40 U	10.0 U	5 U	10 U	5 U	5 U	5 U	5 U	5 U	5 U	5 ST
1,1,2,2-Tetrachloroethane	000079-34-5	2.20 U	10.0 U	5 U	10 U	5 U	5 U	5 U	5 U	5 U	5 U	5 ST
1,2-Dichlorobenzene	000095-50-1	NA	NA	5 U	10 U	5 U	5 U	5 U	5 U	5 U	5 U	3 ST
1,2-Dibromo-3-chloropropane	000096-12-8	NA	NA	5 U	10 U	5 U	5 U	5 U	5 U	5 U	5 U	0.04 ST
1,2,3-Trichloropropane	000096-18-4	NA	NA	5 U	10 U	5 U	5 U	5 U	5 U	5 U	5 U	0.04 ST
1,1-Dichloropropene	000563-58-6	NA	NA	NA	10 U	NA	NA	NA	NA	NA	NA	5 ST
TOTAL VOCs		2	U	U	U	1	U	U	U	4	12	

QUALIFIERS

B: Compound was found in the method blank as well as the sample
 U: Compound was analyzed for but not detected at the detection limit shown.
 J: Compound was found at a concentration below the detection limit, value estimated
 E: Concentration exceeds instrument calibration range, value estimated.
 D: Result taken from analysis at a secondary dilution
 U*: Result qualified as non-detect based on validation criteria

NOTES

GV: Guidance Value
 ST: Standard
 NA: Not Analyzed
 Parameter exceeds Standard/Guidance Value
 NS: Not Sampled

**SONIA ROAD LANDFILL
POST CLOSURE GROUNDWATER MONITORING PROGRAM
HISTORIC AND CURRENT SAMPLE RESULTS
VOLATILE ORGANIC COMPOUNDS**

Sample ID		MW-111	MW-111	MW-111	MW-111	MW-111	MW-111	MW-111	MW-111	MW-111	MW-111	NYSDEC Class GA GROUNDWATER
Date of Collection		10/31/1997	1/28/1998	12/13/2000	2/7/2001	11/21/2002	8/21/2003	5/21/2004	02/24/05	11/29/06	02/28/07	STANDARD/GUIDANCE VALUE
Volatiles Organic Compounds	CAS #	(ug/l)	(ug/l)	(ug/l)	(ug/l)	(ug/l)	(ug/l)	(ug/l)	(ug/l)	(ug/l)	(ug/l)	
Ethylbenzene	000100-41-4	1.40 U	10.0 U	5 U	10 U	5 U	5 U	5 U	5 U	5 U	5 U	5 ST
Styrene	000100-42-5	1.40 U	10.0 U	5 U	10 U	5 U	5 U	5 U	5 U	5 U	5 U	5 ST
cis-1,3-Dichloropropene	010061-01-5	1.40 U	10.0 U	5 U	10 U	5 U	5 U	5 U	5 U	5 U	5 U	0.4 ST
trans-1,3-Dichloropropene	010061-02-6	1.80 U	10.0 U	5 U	10 U	5 U	5 U	5 U	5 U	5 U	5 U	0.4 ST
1,4-Dichlorobenzene	000106-46-7	NA	NA	5 U	10 U	5 U	5 U	5 U	5 U	5 U	5 U	3 ST
1,2-Dibromoethane	000106-93-4	NA	NA	5 U	10 U	5 U	5 U	5 U	5 U	5 U	5 U	5 ST
1,2-Dichloroethane	000107-06-2	1.40 U	10.0 U	5 U	10 U	5 U	5 U	5 U	5 U	5 U	5 U	0.6 ST
Acrylonitrile	000107-13-1	NA	NA	5 U	50 U	5 U	5 U	5 U	5 U	5 U	5 U	5 ST
Vinyl Acetate	000108-05-4	NA	NA	5 U	10 U	5 U	5 U	5 U	5 U	5 U	5 U	-
4-Methyl-2-pentanone	000108-10-1	1.40 U	10.0 U	5 U	10 U	5 U	5 U	5 U	5 U	5 U	5 U	-
Toluene	000108-88-3	1.20 U	10.0 U	5 U	10 U	5 U	5 U	5 U	5 U	5 U	5 U	5 ST
Chlorobenzene	000108-90-7	1.40 U	10.0 U	5 U	10 U	5 U	5 U	1 J	5 U	5 U	5 U	5 ST
trans-1,4-Dichloro-2-butene	000110-57-6	NA	NA	5 U	10 U	5 U	5 U	5 U	5 U	5 U	5 U	5 ST
Dibromochloromethane	000124-48-1	2.20 U	10.0 U	5 U	10 U	5 U	5 U	5 U	5 U	5 U	5 U	50 GV
Tetrachloroethene	000127-18-4	1.40 U	10.0 U	5 U	10 U	5 U	5 U	5 U	5 U	5 U	5 U	5 ST
Xylene (total)	001330-20-7	1.60 U	10.0 U	5 U	10 U	5 U	5 U	5 U	5 U	5 U	5 U	5 ST
1,2-Dichloroethene (total)	000540-59-0	2.60 U	10.0 U	NA	10 U	NA	NA	NA	NA	NA	NA	5 ST
cis-1,2-Dichloroethene	000156-59-2	NA	NA	5 U	10 U	5 U	5 U	5 U	5 U	5 U	5 U	5 ST
trans-1,2-Dichloroethene	000156-60-5	NA	NA	5 U	10 U	5 U	5 U	5 U	5 U	5 U	5 U	5 ST
Carbon tetrachloride	000056-23-5	1.80 U	10.0 U	5 U	10 U	5 U	5 U	5 U	5 U	5 U	5 U	5 ST
2-Hexanone	000591-78-6	1.40 U	10.0 U	5 U	10 U	5 U	5 U	5 U	5 U	5 U	5 U	50 GV
1,1,1,2-Tetrachloroethane	000630-20-6	NA	NA	5 U	10 U	5 U	5 U	5 U	5 U	5 U	5 U	5 ST
Acetone	000067-64-1	3.40 U	10.0 U	5 U	10 U	5 U	5 U	5 U	5 U	5 U	5 U	50 GV
Chloroform	000067-66-3	1.40 U	10.0 U	5 U	10 U	5 U	5 U	5 U	5 U	5 U	5 U	7 ST
Benzene	000071-43-2	1.40 U	10.0 U	5 U	10 U	5 U	5 U	5 U	5 U	5 U	5 U	1 ST
1,1,1-Trichloroethane	000071-55-6	2 J	10.0 U	5 U	19	5 U	5 U	5 U	5 U	5 U	5 U	5 ST
Bromomethane	000074-83-9	1.40 U	10.0 U	5 U	10 U	5 U	5 U	5 U	5 U	5 U	5 U	5 ST
Chloromethane	000074-87-3	1.40 U	10.0 U	5 U	10 U	5 U	5 U	5 U	5 U	5 U	5 U	5 ST
Iodomethane	000074-88-4	NA	NA	5 U	10 U	5 U	5 U	5 U	5 U	5 U	5 U	5 ST
Dibromomethane	000074-95-3	NA	NA	5 U	10 U	5 U	5 U	5 U	5 U	5 U	5 U	5 ST
Bromodichloromethane	000075-27-4	1.80 U	10.0 U	5 U	10 U	5 U	5 U	5 U	5 U	5 U	5 U	50 GV
Chloroethane	000075-00-3	1.40 U	10.0 U	5 U	10 U	5 U	5 U	5 U	5 U	5 U	5 U	5 ST
Vinyl chloride	000075-01-4	1.40 U	10.0 U	5 U	10 U	5 U	5 U	5 U	5 U	5 U	5 U	2 ST
Methylene chloride	000075-09-2	1.40 U	10.0 U	5 U	10 U	5 U	5 U	5 U	5 U	5 U	5 U	5 ST
Carbon disulfide	000075-15-0	1.20 U	10.0 U	5 U	10 U	5 U	5 U	5 U	5 U	5 U	5 U	60 GV
Bromoform	000075-25-2	1.80 U	10.0 U	5 U	10 U	5 U	5 U	5 U	5 U	5 U	5 U	50 GV
Bromochloromethane	000074-97-5	NA	NA	5 U	10 U	5 U	5 U	5 U	5 U	5 U	5 U	5 ST
1,1-Dichloroethane	000075-34-3	7 J	3.2 J	52	100	5 U	2 J	11	1 J	5 U	5 U	5 ST
1,1-Dichloroethene	000075-35-4	1.40 U	10.0 U	5 U	10 U	5 U	5 U	5 U	5 U	5 U	5 U	5 ST
Trichlorofluoromethane	000075-69-4	NA	NA	5 U	10 U	5 U	5 U	5 U	5 U	5 U	5 U	5 ST
1,2-Dichloropropane	000078-87-5	1.40 U	10.0 U	5 U	10 U	5 U	5 U	5 U	5 U	5 U	5 U	1 ST
2-Butanone	000078-93-3	2.20 U	10.0 U	5 U	10 U	5 U	5 U	5 U	5 U	5 U	5 U	50 GV
1,1,2-Trichloroethane	000079-00-5	2.00 U	10.0 U	5 U	10 U	5 U	5 U	5 U	5 U	5 U	5 U	5 ST
Trichloroethene	000079-01-6	1.40 U	10.0 U	5 U	10 U	5 U	5 U	5 U	5 U	5 U	5 U	5 ST
1,1,2,2-Tetrachloroethane	000079-34-5	2.20 U	10.0 U	5 U	10 U	5 U	5 U	5 U	5 U	5 U	5 U	5 ST
1,2-Dichlorobenzene	000095-50-1	NA	NA	5 U	10 U	5 U	5 U	5 U	5 U	5 U	5 U	3 ST
1,2-Dibromo-3-chloropropane	000096-12-8	NA	NA	5 U	10 U	5 U	5 U	5 U	5 U	5 U	5 U	0.04 ST
1,2,3-Trichloropropane	000096-18-4	NA	NA	5 U	10 U	5 U	5 U	5 U	5 U	5 U	5 U	0.04 ST
1,1-Dichloropropene	000563-58-6	NA	NA	NA	10 U	NA	NA	NA	NA	NA	NA	5 ST
TOTAL VOCs		9	32	62	120.6	U	2	12	1	0	U	

QUALIFIERS

B Compound was found in the method blank as well as the sample
 U Compound was analyzed for but not detected at the detection limit shown
 J Compound was found at a concentration below the detection limit, value estimated
 E Concentration exceeds instrument calibration range, value estimated
 D Result taken from analysis at a secondary dilution
 U* Result qualified as non-detect based on validation criteria

NOTES

GV: Guidance Value
 ST: Standard
 NA: Not Analyzed
 Parameter exceeds Standard/Guidance Value
 NS: Not Sampled

**SONIA ROAD LANDFILL
POST CLOSURE GROUNDWATER MONITORING PROGRAM
HISTORIC AND CURRENT SAMPLE RESULTS
VOLATILE ORGANIC COMPOUNDS**

Sample ID		MW-11S	MW-11S	MW-11S	MW-11S	MW-11S	MW-11S	MW-11S	MW-11S	MW-11S	MW-11S	NYSDEC Class GA
Date of Collection		10/31/1997	1/28/1998	12/13/2000	2/7/2001	11/21/2002	8/21/2003	5/21/2004	02/24/05	11/29/06	02/23/07	GROUNDWATER
Volatiles Organic Compounds	CAS #	(ug/l)	(ug/l)	(ug/l)	(ug/l)	(ug/l)	(ug/l)	(ug/l)	(ug/l)	(ug/l)	(ug/l)	STANDARD/GUIDANCE VALUE
Ethylbenzene	000100-41-4	1.40 U	10.0 U	5 U	10 U	5 U	5 U	5 U	5 U	5 U	5 U	5 ST
Styrene	000100-42-5	1.40 U	10.0 U	5 U	10 U	5 U	5 U	5 U	5 U	5 U	5 U	5 ST
cis-1,3-Dichloropropene	010061-01-5	1.40 U	10.0 U	5 U	10 U	5 U	5 U	5 U	5 U	5 U	5 U	0.4 ST
trans-1,3-Dichloropropene	010061-02-6	1.80 U	10.0 U	5 U	10 U	5 U	5 U	5 U	5 U	5 U	5 U	0.4 ST
1,4-Dichlorobenzene	000106-46-7	NA	NA	5 U	10 U	5 U	5 U	5 U	5 U	5 U	5 U	3 ST
1,2-Dibromoethane	000106-93-4	NA	NA	5 U	10 U	5 U	5 U	5 U	5 U	5 U	5 U	5 ST
1,2-Dichloroethane	000107-06-2	1.40 U	10.0 U	5 U	10 U	5 U	5 U	5 U	5 U	5 U	5 U	0.6 ST
Acrylonitrile	000107-13-1	NA	NA	5 U	50 U	5 U	5 U	5 U	5 U	5 U	5 U	5 ST
Vinyl Acetate	000108-05-4	NA	NA	5 U	10 U	5 U	5 U	5 U	5 U	5 U	5 U	-
4-Methyl-2-pentanone	000108-10-1	1.40 U	10.0 U	5 U	10 U	5 U	5 U	5 U	5 U	5 U	5 U	-
Toluene	000108-88-3	1.20 U	10.0 U	5 U	10 U	5 U	5 U	5 U	5 U	5 U	5 U	5 ST
Chlorobenzene	000108-90-7	1.40 U	10.0 U	5 U	10 U	5 U	5 U	5 U	5 U	5 U	5 U	5 ST
trans-1,4-Dichloro-2-butene	000110-57-6	NA	NA	5 U	10 U	5 U	5 U	5 U	5 U	5 U	5 U	5 ST
Dibromochloromethane	000124-48-1	2.20 U	10.0 U	5 U	10 U	5 U	5 U	5 U	5 U	5 U	5 U	50 GV
Tetrachloroethene	000127-18-4	1.40 U	10.0 U	5 U	10 U	5 U	5 U	5 U	5 U	5 U	5 U	5 ST
Xylene (total)	001330-20-7	1.60 U	10.0 U	5 U	10 U	5 U	5 U	5 U	5 U	5 U	5 U	5 ST
1,2-Dichloroethene (total)	000540-59-0	24	16	NA	10 U	NA	NA	NA	NA	NA	NA	5 ST
cis-1,2-Dichloroethene	000156-59-2	NA	NA	22	5 J	5 U	5 U	10	3 J	5 U	5 U	5 ST
trans-1,2-Dichloroethene	000156-60-5	NA	NA	5 U	10 U	5 U	5 U	5 U	5 U	5 U	5 U	5 ST
Carbon tetrachloride	000056-23-5	1.80 U	10.0 U	5 U	10 U	5 U	5 U	5 U	5 U	5 U	5 U	5 ST
2-Hexanone	000591-78-6	1.40 U	10.0 U	5 U	10 U	5 U	5 U	5 U	5 U	5 U	5 U	50 GV
1,1,1,2-Tetrachloroethane	000630-20-6	NA	NA	5 U	10 U	5 U	5 U	5 U	5 U	5 U	5 U	5 ST
Acetone	000067-64-1	3.40 U	10.0 U	5 U	10 U	5 U	5 U	5 U	5 U	5 U	5 U	50 GV
Chloroform	000067-66-3	1.40 U	10.0 U	5 U	10 U	5 U	5 U	5 U	5 U	5 U	5 U	7 ST
Benzene	000071-43-2	1.40 U	10.0 U	5 U	10 U	5 U	5 U	5 U	5 U	5 U	5 U	1 ST
1,1,1-Trichloroethane	000071-55-6	1.80 U	10.0 U	5 U	10 U	5 U	5 U	5 U	5 U	5 U	5 U	5 ST
Bromomethane	000074-83-9	1.40 U	10.0 U	5 U	10 U	5 U	5 U	5 U	5 U	5 U	5 U	5 ST
Chloromethane	000074-87-3	1.40 U	10.0 U	5 U	10 U	5 U	5 U	5 U	5 U	5 U	5 U	5 ST
Iodomethane	000074-88-4	NA	NA	5 U	10 U	5 U	5 U	5 U	5 U	5 U	5 U	5 ST
Dibromomethane	000074-95-3	NA	NA	5 U	10 U	5 U	5 U	5 U	5 U	5 U	5 U	5 ST
Bromodichloromethane	000075-27-4	1.80 U	10.0 U	5 U	10 U	5 U	5 U	5 U	5 U	5 U	5 U	50 GV
Chloroethane	000075-00-3	1.40 U	10.0 U	5 U	10 U	5 U	5 U	5 U	5 U	5 U	5 U	5 ST
Vinyl chloride	000075-01-4	1.40 U	10.0 U	5 U	10 U	5 U	5 U	5 U	5 U	5 U	5 U	2 ST
Methylene chloride	000075-09-2	1.40 U	10.0 U	5 U	10 U	5 U	5 U	5 U	5 U	5 U	5 U	5 ST
Carbon disulfide	000075-15-0	1.20 U	10.0 U	5 U	10 U	5 U	5 U	5 U	5 U	5 U	5 U	60 GV
Bromoform	000075-25-2	1.80 U	10.0 U	5 U	10 U	5 U	5 U	5 U	5 U	5 U	5 U	50 GV
Bromochloromethane	000074-97-5	NA	NA	5 U	10 U	5 U	5 U	5 U	5 U	5 U	5 U	5 ST
1,1-Dichloroethane	000075-34-3	3 J	7.2 J	5 U	20 J	2 J	2 J	5 U	5 U	5 U	5 U	5 ST
1,1-Dichloroethene	000075-35-4	1.40 U	10.0 U	5 U	10 U	5 U	5 U	5 U	5 U	5 U	5 U	5 ST
Trichlorofluoromethane	000075-69-4	NA	NA	5 U	10 U	5 U	5 U	5 U	5 U	5 U	5 U	5 ST
1,2-Dichloropropene	000078-87-5	1.40 U	10.0 U	5 U	10 U	5 U	5 U	5 U	5 U	5 U	5 U	1 ST
2-Butanone	000078-93-3	2.20 U	10.0 U	5 U	10 U	5 U	5 U	5 U	5 U	5 U	5 U	50 GV
1,1,2-Trichloroethane	000079-00-5	2.00 U	10.0 U	5 U	10 U	5 U	5 U	5 U	5 U	5 U	5 U	5 ST
Trichloroethene	000079-01-6	12	6.5 J	9	22 J	5 U	5 U	1 J	5 U	5 U	5 U	5 ST
1,1,2,2-Tetrachloroethane	000079-34-5	2.20 U	10.0 U	5 U	10 U	5 U	5 U	5 U	5 U	5 U	5 U	5 ST
1,2-Dichlorobenzene	000095-50-1	NA	NA	5 U	10 U	5 U	5 U	5 U	5 U	5 U	5 U	3 ST
1,2-Dibromo-3-chloropropane	000096-12-8	NA	NA	5 U	10 U	5 U	5 U	5 U	5 U	5 U	5 U	0.04 ST
1,2,3-Trichloropropane	000096-18-4	NA	NA	5 U	10 U	5 U	5 U	5 U	5 U	5 U	5 U	0.04 ST
1,1-Dichloropropene	000563-58-6	NA	NA	NA	10 U	NA	NA	NA	NA	NA	NA	5 ST
TOTAL VOCs		39	297	31	92	2	2	11	3	U	U	

QUALIFIERS

B: Compound was found in the method blank as well as the sample
 U: Compound was analyzed for but not detected at the detection limit shown.
 J: Compound was found at a concentration below the detection limit, value estimated
 E: Concentration exceeds instrument calibration range; value estimated.
 D: Result taken from analysis at a secondary dilution.
 U*: Result qualified as non-detect based on validation criteria

NOTES

GV: Guidance Value
 ST: Standard
 NA: Not Analyzed
 : Parameter exceeds Standard/Guidance Value
 NS: Not Sampled

**SONIA ROAD LANDFILL
POST CLOSURE GROUNDWATER MONITORING PROGRAM
HISTORIC AND CURRENT SAMPLE RESULTS
VOLATILE ORGANIC COMPOUNDS**

Sample ID		MW-12D	MW-12D	MW-12D	MW-12D	MW-12D	MW-12D	MW-12D	MW-12D	MW-12D	MW-12D	MW-12D	NYSDEC Class GA GROUNDWATER STANDARD/GUIDANCE VALUE
Date of Collection		10/31/1997	1/28/1998	12/8/2000	2/7/2001	11/21/2002	8/21/2003	5/21/2004	02/24/05	11/29/06	02/23/07		
Volatile Organic Compounds	CAS #	(ug/l)	(ug/l)	(ug/l)	(ug/l)	(ug/l)	(ug/l)	(ug/l)	(ug/l)	(ug/l)	(ug/l)		
Ethylbenzene	000100-41-4	1.40 U	10.0 U	5 U	10 U	5 U	5 U	5 U	5 U	5 U	5 U	5 ST	
Styrene	000100-42-5	1.40 U	10.0 U	5 U	10 U	5 U	5 U	5 U	5 U	5 U	5 U	5 ST	
cis-1,3-Dichloropropene	010061-01-5	1.40 U	10.0 U	5 U	10 U	5 U	5 U	5 U	5 U	5 U	5 U	0.4 ST	
trans-1,3-Dichloropropene	010061-02-6	1.80 U	10.0 U	5 U	10 U	5 U	5 U	5 U	5 U	5 U	5 U	0.4 ST	
1,4-Dichlorobenzene	000106-46-7	NA	NA	5 U	10 U	5 U	5 U	5 U	5 U	5 U	5 U	3 ST	
1,2-Dibromoethane	000106-93-4	NA	NA	5 U	10 U	5 U	5 U	5 U	5 U	5 U	5 U	5 ST	
1,2-Dichloroethane	000107-06-2	1.40 U	10.0 U	5 U	10 U	5 U	5 U	5 U	5 U	5 U	5 U	0.6 ST	
Acrylonitrile	000107-13-1	NA	NA	5 U	50 U	5 U	5 U	5 U	5 U	5 U	5 U	5 ST	
Vinyl Acetate	000108-05-4	NA	NA	5 U	10 U	5 U	5 U	5 U	5 U	5 U	5 U	-	
4-Methyl-2-pentanone	000108-10-1	1.40 U	10.0 U	5 U	10 U	5 U	5 U	5 U	5 U	5 U	5 U	-	
Toluene	000108-88-3	1.20 U	10.0 U	5 U	10 U	2 J	5 U	5 U	5 U	2 J	5 U	5 ST	
Chlorobenzene	000108-90-7	1.40 U	10.0 U	5 U	10 U	5 U	5 U	5 U	5 U	5 U	5 U	5 ST	
trans-1,4-Dichloro-2-butene	000110-57-6	NA	NA	5 U	10 U	5 U	5 U	5 U	5 U	5 U	5 U	5 ST	
Dibromochloromethane	000124-48-1	2.20 U	10.0 U	5 U	10 U	5 U	5 U	5 U	5 U	5 U	5 U	50 GV	
Tetrachloroethene	000127-18-4	1.40 U	10.0 U	5 U	10 U	5 U	5 U	5 U	5 U	5 U	5 U	5 ST	
Xylene (total)	001330-20-7	1.60 U	10.0 U	5 U	10 U	5 U	5 U	5 U	5 U	5 U	5 U	5 ST	
1,2-Dichloroethene (total)	000540-59-0	2.60 U	10.0 U	NA	10 U	NA	NA	NA	NA	NA	NA	5 ST	
cis-1,2-Dichloroethene	000156-59-2	NA	NA	5 U	10 U	5 U	5 U	5 U	5 U	5 U	5 U	5 ST	
trans-1,2-Dichloroethene	000156-60-5	NA	NA	5 U	10 U	5 U	5 U	5 U	5 U	5 U	5 U	5 ST	
Carbon tetrachloride	000056-23-5	1.80 U	10.0 U	5 U	10 U	5 U	5 U	5 U	5 U	5 U	5 U	5 ST	
2-Hexanone	000591-78-6	1.40 U	10.0 U	5 U	10 U	5 U	5 U	5 U	5 U	5 U	5 U	50 GV	
1,1,1,2-Tetrachloroethane	000630-20-6	NA	NA	5 U	10 U	5 U	5 U	5 U	5 U	5 U	5 U	5 ST	
Acetone	000067-64-1	3.40 U	10.0 U	5 U	10 U	5 U	5 U	5 U	5 U	5 U	5 U	50 GV	
Chloroform	000067-66-3	1.40 U	10.0 U	5 U	10 U	5 U	5 U	1 J	5 U	1 J	5 U	7 ST	
Benzene	000071-43-2	1.40 U	10.0 U	5 U	10 U	5 U	5 U	5 U	5 U	5 U	5 U	1 ST	
1,1,1-Trichloroethane	000071-55-6	1.80 U	10.0 U	5 U	10 U	5 U	5 U	5 U	5 U	5 U	5 U	5 ST	
Bromomethane	000074-83-9	1.40 U	10.0 U	5 U	10 U	5 U	5 U	5 U	5 U	5 U	5 U	5 ST	
Chloromethane	000074-87-3	1.40 U	10.0 U	5 U	10 U	5 U	5 U	5 U	5 U	5 U	5 U	5 ST	
Iodomethane	000074-88-4	NA	NA	5 U	10 U	5 U	5 U	5 U	5 U	5 U	5 U	5 ST	
Dibromomethane	000074-95-3	NA	NA	5 U	10 U	5 U	5 U	5 U	5 U	5 U	5 U	5 ST	
Bromodichloromethane	000075-27-4	1.80 U	10.0 U	5 U	10 U	5 U	5 U	5 U	5 U	5 U	5 U	50 GV	
Chloroethane	000075-00-3	1.40 U	10.0 U	5 U	10 U	5 U	5 U	5 U	5 U	5 U	5 U	5 ST	
Vinyl chloride	000075-01-4	1.40 U	10.0 U	5 U	10 U	5 U	5 U	5 U	5 U	5 U	5 U	2 ST	
Methylene chloride	000075-09-2	1.40 U	10.0 U	5 U	10 U	5 U	5 U	5 U	5 U	5 U	5 U	5 ST	
Carbon disulfide	000075-15-0	1.20 U	10.0 U	5 U	10 U	5 U	5 U	5 U	5 U	5 U	5 U	60 GV	
Bromoform	000075-25-2	1.80 U	10.0 U	5 U	10 U	5 U	5 U	5 U	5 U	5 U	5 U	50 GV	
Bromochloromethane	000074-97-5	NA	NA	5 U	10 U	5 U	5 U	5 U	5 U	5 U	5 U	5 ST	
1,1-Dichloroethane	000075-34-3	1.20 U	10.0 U	5 U	10 U	5 U	5 U	5 U	5 U	5 U	5 U	5 ST	
1,1-Dichloroethene	000075-35-4	1.40 U	10.0 U	5 U	10 U	5 U	5 U	5 U	5 U	5 U	5 U	5 ST	
Trichlorofluoromethane	000075-69-4	NA	NA	5 U	10 U	5 U	5 U	5 U	5 U	5 U	5 U	5 ST	
1,2-Dichloropropane	000078-87-5	1.40 U	10.0 U	5 U	10 U	5 U	5 U	5 U	5 U	5 U	5 U	1 ST	
2-Butanone	000078-93-3	2.20 U	10.0 U	5 U	10 U	5 U	5 U	5 U	5 U	5 U	5 U	50 GV	
1,1,2-Trichloroethane	000079-00-5	2.00 U	10.0 U	5 U	10 U	5 U	5 U	5 U	5 U	5 U	5 U	5 ST	
Trichloroethene	000079-01-6	1.40 U	10.0 U	5 U	10 U	5 U	5 U	5 U	5 U	5 U	5 U	5 ST	
1,1,2,2-Tetrachloroethane	000079-34-5	2.20 U	10.0 U	5 U	10 U	5 U	5 U	5 U	5 U	5 U	5 U	5 ST	
1,2-Dichlorobenzene	000095-50-1	NA	NA	5 U	10 U	5 U	5 U	5 U	5 U	5 U	5 U	3 ST	
1,2-Dibromo-3-chloropropane	000096-12-8	NA	NA	5 U	10 U	5 U	5 U	5 U	5 U	5 U	5 U	0.04 ST	
1,2,3-Trichloropropane	000096-18-4	NA	NA	5 U	10 U	5 U	5 U	5 U	5 U	5 U	5 U	0.04 ST	
1,1-Dichloropropene	000563-58-6	NA	NA	NA	10 U	NA	NA	NA	NA	NA	NA	5 ST	
TOTAL VOCs		U	U	U	U	2	U	1	U	1	U		

QUALIFIERS

B. Compound was found in the method blank as well as the sample
 U. Compound was analyzed for but not detected at the detection limit shown.
 J. Compound was found at a concentration below the detection limit, value estimated
 E. Concentration exceeds instrument calibration range, value estimated.
 D. Result taken from analysis at a secondary dilution.
 U*. Result qualified as non-detect based on validation criteria

NOTES

GV. Guidance Value
 ST: Standard
 NA: Not Analyzed
 : Parameter exceeds Standard/Guidance Value
 NS Not Sampled

**SONIA ROAD LANDFILL
POST CLOSURE GROUNDWATER MONITORING PROGRAM
HISTORIC AND CURRENT SAMPLE RESULTS
VOLATILE ORGANIC COMPOUNDS**

Sample ID		MW-121	MW-121	MW-121	MW-121	MW-121	MW-121	MW-121	MW-121	MW-121	MW-121	NYSDEC Class GA
Date of Collection		10/31/1997	1/30/1998	12/7/2000	2/8/2001	11/21/2002	8/21/2003	5/21/2004	02/24/05	11/29/06	02/23/07	GROUNDWATER
Volatile Organic Compounds	CAS #	(ug/l)	(ug/l)	(ug/l)	(ug/l)	(ug/l)	(ug/l)	(ug/l)	(ug/l)	(ug/l)	(ug/l)	STANDARD/GUIDANCE VALUE
Ethylbenzene	000100-41-4	1.40 U	10.0 U	5 U	10 U	5 U	5 U	5 U	5 U	5 U	5 U	5 ST
Styrene	000100-42-5	1.40 U	10.0 U	5 U	10 U	5 U	5 U	5 U	5 U	5 U	5 U	5 ST
cis-1,3-Dichloropropene	010061-01-5	1.40 U	10.0 U	5 U	10 U	5 U	5 U	5 U	5 U	5 U	5 U	0.4 ST
trans-1,3-Dichloropropene	010061-02-6	1.80 U	10.0 U	5 U	10 U	5 U	5 U	5 U	5 U	5 U	5 U	0.4 ST
1,4-Dichlorobenzene	000106-46-7	NA	NA	5 U	10 U	5 U	5 U	5 U	5 U	4 J	5 U	3 ST
1,2-Dibromoethane	000106-93-4	NA	NA	5 U	10 U	5 U	5 U	5 U	5 U	5 U	5 U	5 ST
1,2-Dichloroethane	000107-06-2	1.40 U	10.0 U	5 U	10 U	5 U	5 U	5 U	5 U	5 U	5 U	0.6 ST
Acrylonitrile	000107-13-1	NA	NA	5 U	50 U	5 U	5 U	5 U	5 U	5 U	5 U	5 ST
Vinyl Acetate	000108-05-4	NA	NA	5 U	10 U	5 U	5 U	5 U	5 U	5 U	5 U	-
4-Methyl-2-pentanone	000108-10-1	1.40 U	10.0 U	5 U	10 U	5 U	5 U	5 U	5 U	5 U	5 U	-
Toluene	000108-88-3	1.20 U	10.0 U	5 U	10 U	5 U	5 U	5 U	5 U	5 U	5 U	5 ST
Chlorobenzene	000108-90-7	1.40 U	10.0 U	5 U	10 U	5 U	5 U	5 U	5 U	5 U	5 U	5 ST
trans-1,4-Dichloro-2-butene	000110-57-6	NA	NA	5 U	10 U	5 U	5 U	5 U	5 U	5 U	5 U	5 ST
Dibromochloromethane	000124-48-1	2.20 U	10.0 U	5 U	10 U	5 U	5 U	5 U	5 U	5 U	5 U	50 GV
Tetrachloroethene	000127-18-4	1.40 U	10.0 U	5 U	10 U	5 U	5 U	5 U	5 U	5 U	5 U	5 ST
Xylene (total)	001330-20-7	1.60 U	10.0 U	5 U	10 U	5 U	5 U	5 U	5 U	5 U	5 U	5 ST
1,2-Dichloroethene (total)	000540-59-0	2.60 U	10.0 U	NA	10 U	NA	NA	NA	NA	NA	NA	5 ST
cis-1,2-Dichloroethene	000156-59-2	NA	NA	5 U	10 U	5 U	5 U	5 U	5 U	5 U	5 U	5 ST
trans-1,2-Dichloroethene	000156-60-5	NA	NA	5 U	10 U	5 U	5 U	5 U	5 U	5 U	5 U	5 ST
Carbon tetrachloride	000056-23-5	1.80 U	10.0 U	5 U	10 U	5 U	5 U	5 U	5 U	5 U	5 U	5 ST
2-Hexanone	000591-78-6	1.40 U	10.0 U	5 U	10 U	5 U	5 U	5 U	5 U	5 U	5 U	50 GV
1,1,1,2-Tetrachloroethane	000630-20-6	NA	NA	5 U	10 U	5 U	5 U	5 U	5 U	5 U	5 U	5 ST
Acetone	000067-64-1	3.40 U	10.0 U	5 U	10 U	5 U	5 U	5 U	5 U	5 U	5 U	50 GV
Chloroform	000067-66-3	1.40 U	10.0 U	5 U	10 U	5 U	2 J	1 J	5 U	5 U	5 U	7 ST
Benzene	000071-43-2	1.40 U	10.0 U	5 U	10 U	5 U	5 U	5 U	5 U	5 U	5 U	1 ST
1,1,1-Trichloroethane	000071-55-6	1 J	10.0 U	5 U	10 U	5 U	5 U	5 U	5 U	5 U	5 U	5 ST
Bromomethane	000074-83-9	1.40 U	10.0 U	5 U	10 U	5 U	5 U	5 U	5 U	5 U	5 U	5 ST
Chloromethane	000074-87-3	1.40 U	10.0 U	5 U	10 U	5 U	5 U	5 U	5 U	5 U	5 U	5 ST
Iodomethane	000074-88-4	NA	NA	5 U	10 U	5 U	5 U	5 U	5 U	5 U	5 U	5 ST
Dibromomethane	000074-95-3	NA	NA	5 U	10 U	5 U	5 U	5 U	5 U	5 U	5 U	5 ST
Bromodichloromethane	000075-27-4	1.80 U	10.0 U	5 U	10 U	5 U	5 U	5 U	5 U	5 U	5 U	50 GV
Chloroethane	000075-00-3	1.40 U	10.0 U	5 U	10 U	5 U	5 U	5 U	5 U	5 U	5 U	5 ST
Vinyl chloride	000075-01-4	1.40 U	10.0 U	5 U	10 U	5 U	5 U	5 U	5 U	5 U	5 U	2 ST
Methylene chloride	000075-09-2	1.40 U	10.0 U	5 U	10 U	5 U	5 U	5 U	5 U	5 U	5 U	5 ST
Carbon disulfide	000075-15-0	1.20 U	10.0 U	5 U	10 U	5 U	5 U	5 U	5 U	5 U	5 U	60 GV
Bromoform	000075-25-2	1.80 U	10.0 U	5 U	10 U	5 U	5 U	5 U	5 U	5 U	5 U	50 GV
Bromochloromethane	000074-97-5	NA	NA	5 U	10 U	5 U	5 U	5 U	5 U	5 U	5 U	5 ST
1,1-Dichloroethane	000075-34-3	1.20 U	10.0 U	5 U	10 U	5 U	5 U	5 U	5 U	5 U	5 U	5 ST
1,1-Dichloroethene	000075-35-4	1.40 U	10.0 U	5 U	10 U	5 U	5 U	5 U	5 U	5 U	5 U	5 ST
Trichlorofluoromethane	000075-69-4	NA	NA	5 U	10 U	5 U	5 U	5 U	5 U	5 U	5 U	5 ST
1,2-Dichloropropane	000078-87-5	1.40 U	10.0 U	5 U	10 U	5 U	5 U	5 U	5 U	5 U	5 U	1 ST
2-Butanone	000078-93-3	2.20 U	10.0 U	5 U	10 U	5 U	5 U	5 U	5 U	5 U	5 U	50 GV
1,1,2-Trichloroethane	000079-00-5	2.00 U	10.0 U	5 U	10 U	5 U	5 U	5 U	5 U	5 U	5 U	5 ST
Trichloroethene	000079-01-6	1.40 U	10.0 U	5 U	10 U	5 U	5 U	5 U	5 U	5 U	5 U	5 ST
1,1,2,2-Tetrachloroethane	000079-34-5	2.20 U	10.0 U	5 U	10 U	5 U	5 U	5 U	5 U	5 U	5 U	5 ST
1,2-Dichlorobenzene	000095-50-1	NA	NA	5 U	10 U	5 U	5 U	5 U	5 U	5 U	5 U	3 ST
1,2-Dibromo-3-chloropropane	000096-12-8	NA	NA	5 U	10 U	5 U	5 U	5 U	5 U	5 U	5 U	0.04 ST
1,2,3-Trichloropropane	000096-18-4	NA	NA	5 U	10 U	5 U	5 U	5 U	5 U	5 U	5 U	0.04 ST
1,1-Dichloropropene	000563-58-6	NA	NA	NA	10 U	NA	NA	NA	NA	NA	NA	5 ST
TOTAL VOCs		1	U	U	U	U	2	1	U	4	U	

QUALIFIERS

B: Compound was found in the method blank as well as the sample
U: Compound was analyzed for but not detected at the detection limit shown.
J: Compound was found at a concentration below the detection limit, value estimated
E: Concentration exceeds instrument calibration range; value estimated
D: Result taken from analysis at a secondary dilution
U*: Result qualified as non-detect based on validation criteria

NOTES

GV: Guidance Value
ST: Standard
NA: Not Analyzed
: Parameter exceeds Standard/Guidance Value
NS: Not Sampled

**SONIA ROAD LANDFILL
POST CLOSURE GROUNDWATER MONITORING PROGRAM
HISTORIC AND CURRENT SAMPLE RESULTS
VOLATILE ORGANIC COMPOUNDS**

Sample ID		MW-12S	MW-12S	MW-12S	MW-12S	MW-12S	MW-12S	MW-12S	MW-12S	MW-12S	MW-12S	MW-12S	NYSDEC Class GA GROUNDWATER STANDARD/GUIDANCE VALUE
Date of Collection		10/31/1997	1/30/1998	12/7/2000	2/5/2001	11/21/2002	8/21/2003	5/21/2004	02/24/05	11/29/06	02/23/07		
Volatile Organic Compounds	CAS #	(ug/l)	(ug/l)	(ug/l)	(ug/l)	(ug/l)	(ug/l)	(ug/l)	(ug/l)	(ug/l)	(ug/l)		
Ethylbenzene	000100-41-4	1.40 U	10.0 U	5 U	10 U	5 U	5 U	5 U	5 U	5 U	5 U	5 ST	
Styrene	000100-42-5	1.40 U	10.0 U	5 U	10 U	5 U	5 U	5 U	5 U	5 U	5 U	5 ST	
cis-1,3-Dichloropropene	010061-01-5	1.40 U	10.0 U	5 U	10 U	5 U	5 U	5 U	5 U	5 U	5 U	0.4 ST	
trans-1,3-Dichloropropene	010061-02-6	1.80 U	10.0 U	5 U	10 U	5 U	5 U	5 U	5 U	5 U	5 U	0.4 ST	
1,4-Dichlorobenzene	000106-46-7	NA	NA	5 U	10 U	5 U	5 U	5 U	5 U	5 U	5 U	3 ST	
1,2-Dibromoethane	000106-93-4	NA	NA	5 U	10 U	5 U	5 U	5 U	5 U	5 U	5 U	5 ST	
1,2-Dichloroethane	000107-06-2	1.40 U	10.0 U	5 U	10 U	5 U	5 U	5 U	5 U	5 U	5 U	0.6 ST	
Acrylonitrile	000107-13-1	NA	NA	5 U	50 U	5 U	5 U	5 U	5 U	5 U	5 U	5 ST	
Vinyl Acetate	000108-05-4	NA	NA	5 U	10 U	5 U	5 U	5 U	5 U	5 U	5 U	-	
4-Methyl-2-pentanone	000108-10-1	1.40 U	10.0 U	5 U	10 U	5 U	5 U	5 U	5 U	5 U	5 U	-	
Toluene	000108-88-3	1.20 U	10.0 U	5 U	10 U	5 U	5 U	5 U	5 U	5 U	5 U	5 ST	
Chlorobenzene	000108-90-7	1.40 U	10.0 U	5 U	10 U	5 U	5 U	5 U	5 U	5 U	5 U	5 ST	
trans-1,4-Dichloro-2-butene	000110-57-6	NA	NA	5 U	10 U	5 U	5 U	5 U	5 U	5 U	5 U	5 ST	
Dibromochloromethane	000124-48-1	2.20 U	10.0 U	5 U	10 U	5 U	5 U	5 U	5 U	5 U	5 U	50 GV	
Tetrachloroethene	000127-18-4	1.40 U	10.0 U	5 U	10 U	2 J	5 U	5 U	5 U	5 U	5 U	5 ST	
Xylene (total)	001330-20-7	1.60 U	10.0 U	5 U	10 U	5 U	5 U	5 U	5 U	5 U	5 U	5 ST	
1,2-Dichloroethene (total)	000540-59-0	2.60 U	10.0 U	NA	10 U	NA	NA	NA	NA	NA	NA	5 ST	
cis-1,2-Dichloroethene	000156-59-2	NA	NA	5 U	10 U	5 U	5 U	5 U	5 U	5 U	5 U	5 ST	
trans-1,2-Dichloroethene	000156-60-5	NA	NA	5 U	10 U	5 U	5 U	5 U	5 U	5 U	5 U	5 ST	
Carbon tetrachloride	000056-23-5	1.80 U	10.0 U	5 U	10 U	5 U	5 U	5 U	5 U	5 U	5 U	5 ST	
2-Hexanone	000591-78-6	1.40 U	10.0 U	5 U	10 U	5 U	5 U	5 U	5 U	5 U	5 U	50 GV	
1,1,1,2-Tetrachloroethane	000630-20-6	NA	NA	5 U	10 U	5 U	5 U	5 U	5 U	5 U	5 U	5 ST	
Acetone	000067-64-1	3.40 U	10.0 U	5 U	10 U	5 U	5 U	5 U	5 U	5 U	5 U	50 GV	
Chloroform	000067-66-3	1.40 U	10.0 U	5 U	10 U	5 U	5 U	5 U	5 U	5 U	5 U	7 ST	
Benzene	000071-43-2	1.40 U	10.0 U	5 U	10 U	5 U	5 U	5 U	5 U	5 U	5 U	1 ST	
1,1,1-Trichloroethane	000071-55-6	1.80 U	10.0 U	5 U	10 U	5 U	5 U	5 U	5 U	5 U	5 U	5 ST	
Bromomethane	000074-83-9	1.40 U	10.0 U	5 U	10 U	5 U	5 U	5 U	5 U	5 U	5 U	5 ST	
Chloromethane	000074-87-3	1.40 U	10.0 U	5 U	10 U	5 U	5 U	5 U	5 U	5 U	5 U	5 ST	
Iodomethane	000074-88-4	NA	NA	5 U	10 U	5 U	5 U	5 U	5 U	5 U	5 U	5 ST	
Dibromomethane	000074-95-3	NA	NA	5 U	10 U	5 U	5 U	5 U	5 U	5 U	5 U	5 ST	
Bromodichloromethane	000075-27-4	1.80 U	10.0 U	5 U	10 U	5 U	5 U	5 U	5 U	5 U	5 U	50 GV	
Chloroethane	000075-00-3	1.40 U	10.0 U	5 U	10 U	5 U	5 U	5 U	5 U	5 U	5 U	5 ST	
Vinyl chloride	000075-01-4	1.40 U	10.0 U	5 U	10 U	5 U	5 U	5 U	5 U	5 U	5 U	2 ST	
Methylene chloride	000075-09-2	1.40 U	10.0 U	5 U	10 U	5 U	5 U	5 U	5 U	5 U	5 U	5 ST	
Carbon disulfide	000075-15-0	1.20 U	10.0 U	5 U	10 U	5 U	5 U	5 U	5 U	5 U	5 U	60 GV	
Bromoform	000075-25-2	1.80 U	10.0 U	5 U	10 U	5 U	5 U	5 U	5 U	5 U	5 U	50 GV	
Bromochloromethane	000074-97-5	NA	NA	5 U	10 U	5 U	5 U	5 U	5 U	5 U	5 U	5 ST	
1,1-Dichloroethane	000075-34-3	1.20 U	10.0 U	5 U	10 U	5 U	5 U	5 U	5 U	5 U	5 U	5 ST	
1,1-Dichloroethene	000075-35-4	1.40 U	10.0 U	5 U	10 U	5 U	5 U	5 U	5 U	5 U	5 U	5 ST	
Trichlorofluoromethane	000075-69-4	NA	NA	5 U	10 U	5 U	5 U	5 U	5 U	5 U	5 U	5 ST	
1,2-Dichloropropane	000078-87-5	1.40 U	10.0 U	5 U	10 U	5 U	5 U	5 U	5 U	5 U	5 U	1 ST	
2-Butanone	000078-93-3	2.20 U	10.0 U	5 U	10 U	5 U	5 U	5 U	5 U	5 U	5 U	50 GV	
1,1,2-Trichloroethane	000079-00-5	2.00 U	10.0 U	5 U	10 U	5 U	5 U	5 U	5 U	5 U	5 U	5 ST	
Trichloroethene	000079-01-6	1.40 U	10.0 U	5 U	10 U	5 U	5 U	5 U	5 U	5 U	5 U	5 ST	
1,1,2,2-Tetrachloroethane	000079-34-5	2.20 U	10.0 U	5 U	10 U	5 U	5 U	5 U	5 U	5 U	5 U	5 ST	
1,2-Dichlorobenzene	000095-50-1	NA	NA	5 U	10 U	5 U	5 U	5 U	5 U	5 U	5 U	3 ST	
1,2-Dibromo-3-chloropropane	000096-12-8	NA	NA	5 U	10 U	5 U	5 U	5 U	5 U	5 U	5 U	0.04 ST	
1,2,3-Trichloropropane	000096-18-4	NA	NA	5 U	10 U	5 U	5 U	5 U	5 U	5 U	5 U	0.04 ST	
1,1-Dichloropropene	000563-58-6	NA	NA	NA	10 U	NA	NA	NA	NA	NA	NA	5 ST	
TOTAL VOCs		U	U	U	U	2	U	U	U	U	U		

QUALIFIERS

B: Compound was found in the method blank as well as the sample
 U: Compound was analyzed for but not detected at the detection limit shown.
 J: Compound was found at a concentration below the detection limit, value estimated
 E: Concentration exceeds instrument calibration range, value estimated.
 D: Result taken from analysis at a secondary dilution.
 U* Result qualified as non-detect based on validation criteria

NOTES

GV: Guidance Value
 ST: Standard
 NA: Not Analyzed
 : Parameter exceeds Standard/Guidance Value
 NS: Not Sampled

SONIA ROAD LANDFILL
POST CLOSURE GROUNDWATER MONITORING PROGRAM
HISTORIC AND CURRENT SAMPLE RESULTS
VOLATILE ORGANIC COMPOUNDS

Sample ID		MW-13D	MW-13D	MW-13D	MW-13D							NYSDEC Class GA GROUNDWATER STANDARD/GUIDANCE VALUE
Date of Collection		11/3/1997	2/3/1998	12/12/2000	2/6/2001							
Volatile Organic Compounds	CAS #	(ug/l)	(ug/l)	(ug/l)	(ug/l)							
Ethylbenzene	000100-41-4	1.40 U	10.0 U	5 U	10 U							5 ST
Styrene	000100-42-5	1.40 U	10.0 U	5 U	10 U							5 ST
cis-1,3-Dichloropropene	010061-01-5	1.40 U	10.0 U	5 U	10 U							0.4 ST
trans-1,3-Dichloropropene	010061-02-6	1.80 U	10.0 U	5 U	10 U							0.4 ST
1,4-Dichlorobenzene	000106-46-7	NA	NA	5 U	1.3 J							3 ST
1,2-Dibromoethane	000106-93-4	NA	NA	5 U	10 U							5 ST
1,2-Dichloroethane	000107-06-2	1.40 U	10.0 U	5 U	10 U							0.6 ST
Acrylonitrile	000107-13-1	NA	NA	5 U	50 U							5 ST
Vinyl Acetate	000108-05-4	NA	NA	5 U	10 U							-
4-Methyl-2-pentanone	000108-10-1	1.40 U	10.0 U	5 U	10 U							-
Toluene	000108-88-3	1.20 U	2.5 J	5 U	10 U							5 ST
Chlorobenzene	000108-90-7	2 J	4.1 J	5 U	1.7 J							5 ST
trans-1,4-Dichloro-2-butene	000110-57-6	NA	NA	NA	10 U							5 ST
Dibromochloromethane	000124-48-1	2.20 U	10.0 U	5 U	10 U							50 GV
Tetrachloroethene	000127-18-4	1 J	10.0 U	690 D	900 E							5 ST
Xylene (total)	001330-20-7	1.60 U	10.0 U	5 U	10 U							5 ST
1,2-Dichloroethene (total)	000540-59-0	31	34	NA	10 U							5 ST
cis-1,2-Dichloroethene	000156-59-2	NA	NA	140	210 E							5 ST
trans-1,2-Dichloroethene	000156-60-5	NA	NA	5 U	1 J							5 ST
Carbon tetrachloride	000056-23-5	1.80 U	10.0 U	5 U	10 U							5 ST
2-Hexanone	000591-78-6	1.40 U	10.0 U	5 U	10 U							50 GV
1,1,1,2-Tetrachloroethane	000630-20-6	NA	NA	NA	10 U							5 ST
Acetone	000067-64-1	3.40 U	10.0 U	5 U	10 U							50 GV
Chloroform	000067-66-3	1.40 U	10.0 U	5 U	10 U							7 ST
Benzene	000071-43-2	1.40 U	2.7 J	5 U	1.0 J							1 ST
1,1,1-Trichloroethane	000071-55-6	1.80 U	10.0 U	5 U	1.2 J							5 ST
Bromomethane	000074-83-9	1.40 U	10.0 U	5 U	10 U							5 ST
Chloromethane	000074-87-3	1.40 U	10.0 U	5 U	10 U							5 ST
Iodomethane	000074-88-4	NA	NA	5 U	10 U							5 ST
Dibromomethane	000074-95-3	NA	NA	5 U	10 U							5 ST
Bromodichloromethane	000075-27-4	1.80 U	10.0 U	5 U	10 U							50 GV
Chloroethane	000075-00-3	3 J	10.0 U	2 J	2.6 J							5 ST
Vinyl chloride	000075-01-4	2 J	10.0 U	8	11							2 ST
Methylene chloride	000075-09-2	1.40 U	10.0 U	5 U	10 U							5 ST
Carbon disulfide	000075-15-0	1.20 U	10.0 U	5 U	10 U							60 GV
Bromoform	000075-25-2	1.80 U	10.0 U	5 U	10 U							50 GV
Bromochloromethane	000074-97-5	NA	NA	5 U	10 U							5 ST
1,1-Dichloroethane	000075-34-3	4 J	3.6 J	6	9.1 J							5 ST
1,1-Dichloroethene	000075-35-4	1.40 U	2.0 J	2 J	1.8 J							5 ST
Trichlorofluoromethane	000075-69-4	NA	NA	5 U	10 U							5 ST
1,2-Dichloropropane	000078-87-5	1.40 U	10.0 U	5 U	10 U							1 ST
2-Butanone	000078-93-3	2.20 U	10.0 U	5 U	10 U							50 GV
1,1,2-Trichloroethane	000079-00-5	2.00 U	10.0 U	5 U	10 U							5 ST
Trichloroethene	000079-01-6	1 J	2.9 J	48	68							5 ST
1,1,2,2-Tetrachloroethane	000079-34-5	2.20 U	10.0 U	5 U	10 U							5 ST
1,2-Dichlorobenzene	000095-50-1	NA	NA	5 U	10 U							3 ST
1,2-Dibromo-3-chloropropane	000096-12-8	NA	NA	5 U	10 U							0.04 ST
1,2,3-Trichloropropane	000096-18-4	NA	NA	5 U	10 U							0.04 ST
1,1-Dichloropropene	000563-58-6	NA	NA	NA	10 U							5 ST
TOTAL VOCs		44	51.8	896	1,208.7							

QUALIFIERS

- B Compound was found in the method blank as well as the sample
 U Compound was analyzed for but not detected at the detection limit shown.
 J Compound was found at a concentration below the detection limit, value estimated
 E Concentration exceeds instrument calibration range, value estimated.
 D Result taken from analysis at a secondary dilution
 U* Result qualified as non-detect based on validation criteria

NOTES

- GV: Guidance Value
 ST: Standard
 NA: Not Analyzed
 : Parameter exceeds Standard/Guidance Value
 NS: Not Sampled

SONIA ROAD LANDFILL
POST CLOSURE GROUNDWATER MONITORING PROGRAM
HISTORIC AND CURRENT SAMPLE RESULTS
VOLATILE ORGANIC COMPOUNDS

Sample ID		MW-131	MW-131	MW-131	MW-131						NYSDEC Class GA GROUNDWATER STANDARD/GUIDANCE VALUE
Date of Collection		11/3/1997	2/3/1998	12/12/2000	2/6/2001						
Volatile Organic Compounds	CAS #	(ug/l)	(ug/l)	(ug/l)	(ug/l)						
Ethylbenzene	000100-41-4	1.40 U	10.0 U	5 U	10 U						5 ST
Styrene	000100-42-5	1.40 U	10.0 U	5 U	10 U						5 ST
cis-1,3-Dichloropropene	010061-01-5	1.40 U	10.0 U	5 U	10 U						0.4 ST
trans-1,3-Dichloropropene	010061-02-6	1.80 U	10.0 U	5 U	10 U						0.4 ST
1,4-Dichlorobenzene	000106-46-7	NA	NA	5 U	1.5 J						3 ST
1,2-Dibromoethane	000106-93-4	NA	NA	5 U	10 U						5 ST
1,2-Dichloroethane	000107-06-2	1.40 U	10.0 U	5 U	10 U						0.6 ST
Acrylonitrile	000107-13-1	NA	NA	5 U	50 U						5 ST
Vinyl Acetate	000108-05-4	NA	NA	5 U	10 U						-
4-Methyl-2-pentanone	000108-10-1	1.40 U	10.0 U	5 U	10 U						-
Toluene	000108-88-3	1.20 U	10.0 U	5 U	10 U						5 ST
Chlorobenzene	000108-90-7	1.40 U	10.0 U	5 U	2.6 J						5 ST
trans-1,4-Dichloro-2-butene	000110-57-6	NA	NA	5 U	10 U						5 ST
Dibromochloromethane	000124-48-1	2.20 U	10.0 U	5 U	10 U						50 GV
Tetrachloroethene	000127-18-4	9 J	11	770 D	1100 E						5 ST
Xylene (total)	001330-20-7	1.60 U	10.0 U	5 U	10 U						5 ST
1,2-Dichloroethene (total)	000540-59-0	73	53	NA	10 U						5 ST
cis-1,2-Dichloroethene	000156-59-2	NA	NA	170	310 E						5 ST
trans-1,2-Dichloroethene	000156-60-5	NA	NA	5 U	2 J						5 ST
Carbon tetrachloride	000056-23-5	1.80 U	10.0 U	5 U	10 U						5 ST
2-Hexanone	000591-78-6	1.40 U	10.0 U	5 U	10 U						50 GV
1,1,1,2-Tetrachloroethane	000630-20-6	NA	NA	5 U	10 U						5 ST
Acetone	000067-64-1	3.40 U	10.0 U	5 U	10 U						50 GV
Chloroform	000067-66-3	1.40 U	10.0 U	5 U	10 U						7 ST
Benzene	000071-43-2	1.40 U	10.0 U	5 U	1.9 J						1 ST
1,1,1-Trichloroethane	000071-55-6	1.80 U	10.0 U	5 U	10 U						5 ST
Bromomethane	000074-83-9	1.40 U	10.0 U	5 U	10 U						5 ST
Chloromethane	000074-87-3	1.40 U	10.0 U	5 U	10 U						5 ST
Iodomethane	000074-88-4	NA	NA	5 U	10 U						5 ST
Dibromomethane	000074-95-3	NA	NA	5 U	10 U						5 ST
Bromodichloromethane	000075-27-4	1.80 U	10.0 U	5 U	10 U						50 GV
Chloroethane	000075-00-3	1.40 U	10.0 U	5 U	1.4 J						5 ST
Vinyl chloride	000075-01-4	7 J	4.7 J	12	16						2 ST
Methylene chloride	000075-09-2	1.40 U	2.3 J	5 U	10 U						5 ST
Carbon disulfide	000075-15-0	1.20 U	10.0 U	5 U	10 U						60 GV
Bromoform	000075-25-2	1.80 U	10.0 U	5 U	10 U						50 GV
Bromochloromethane	000074-97-5	NA	NA	5 U	10 U						5 ST
1,1-Dichloroethane	000075-34-3	4 J	3.1 J	16	29						5 ST
1,1-Dichloroethene	000075-35-4	1.40 U	10.0 U	5 U	3.7 J						5 ST
Trichlorofluoromethane	000075-69-4	NA	NA	5 U	10 U						5 ST
1,2-Dichloropropane	000078-87-5	1.40 U	10.0 U	5 U	10 U						1 ST
2-Butanone	000078-93-3	2.20 U	10.0 U	5 U	10 U						50 GV
1,1,2-Trichloroethane	000079-00-5	2.00 U	10.0 U	5 U	10 U						5 ST
Trichloroethene	000079-01-6	4 J	4.8 J	100	140						5 ST
1,1,2,2-Tetrachloroethane	000079-34-5	2.20 U	10.0 U	5 U	10 U						5 ST
1,2-Dichlorobenzene	000095-50-1	NA	NA	5 U	10 U						3 ST
1,2-Dibromo-3-chloropropane	000096-12-8	NA	NA	5 U	10 U						0.04 ST
1,2,3-Trichloropropane	000096-18-4	NA	NA	5 U	10 U						0.04 ST
1,1-Dichloropropene	000563-58-6	NA	NA	NA	10 U						5 ST
TOTAL VOCs		97	78.9	1,068	1,608.1						

QUALIFIERS

B Compound was found in the method blank as well as the sample
 U Compound was analyzed for but not detected at the detection limit shown.
 J Compound was found at a concentration below the detection limit, value estimated
 E Concentration exceeds instrument calibration range; value estimated
 D Result taken from analysis at a secondary dilution
 U* Result qualified as non-detect based on validation criteria

NOTES

GV: Guidance Value
 ST: Standard
 NA: Not Analyzed
 : Parameter exceeds Standard/Guidance Value
 NS: Not Sampled

SONIA ROAD LANDFILL
POST CLOSURE GROUNDWATER MONITORING PROGRAM
HISTORIC AND CURRENT SAMPLE RESULTS
VOLATILE ORGANIC COMPOUNDS

Sample ID		MW-14D	MW-14D	MW-14D	MW-14D							NYSDEC Class GA GROUNDWATER STANDARD/GUIDANCE VALUE
Date of Collection		11/3/1997	2/3/1998	12/11/2000	2/7/2001							
Volatile Organic Compounds	CAS #	(ug/l)	(ug/l)	(ug/l)	(ug/l)							
Ethylbenzene	000100-41-4	1.40 U	10.0 U	5 U	10 U							5 ST
Styrene	000100-42-5	1.40 U	10.0 U	5 U	10 U							5 ST
cis-1,3-Dichloropropene	010061-01-5	1.40 U	10.0 U	5 U	10 U							0.4 ST
trans-1,3-Dichloropropene	010061-02-6	1.80 U	10.0 U	5 U	10 U							0.4 ST
1,4-Dichlorobenzene	000106-46-7	NA	NA	5 U	10 U							3 ST
1,2-Dibromoethane	000106-93-4	NA	NA	5 U	10 U							5 ST
1,2-Dichloroethane	000107-06-2	1.40 U	10.0 U	5 U	10 U							0.6 ST
Acrylonitrile	000107-13-1	NA	NA	5 U	50 U							5 ST
Vinyl Acetate	000108-05-4	NA	NA	5 U	10 U							-
4-Methyl-2-pentanone	000108-10-1	1.40 U	10.0 U	5 U	10 U							-
Toluene	000108-88-3	1.20 U	10.0 U	5 U	10 U							5 ST
Chlorobenzene	000108-90-7	1 J	10.0 U	2 J	2.4 J							5 ST
trans-1,4-Dichloro-2-butene	000110-57-6	NA	NA	5 U	10 U							5 ST
Dibromochloromethane	000124-48-1	2.20 U	10.0 U	5 U	10 U							50 GV
Tetrachloroethene	000127-18-4	1.40 U	10.0 U	5 U	10 U							5 ST
Xylene (total)	001330-20-7	1.60 U	10.0 U	5 U	10 U							5 ST
1,2-Dichloroethene (total)	000540-59-0	21	10.0 U	NA	10 U							5 ST
cis-1,2-Dichloroethene	000156-59-2	NA	NA	2 J	4 J							5 ST
trans-1,2-Dichloroethene	000156-60-5	NA	NA	5 U	10 U							5 ST
Carbon tetrachloride	000056-23-5	1.80 U	10.0 U	5 U	10 U							5 ST
2-Hexanone	000591-78-6	1.40 U	10.0 U	5 U	10 U							50 GV
1,1,1,2-Tetrachloroethane	000630-20-6	NA	NA	5 U	10 U							5 ST
Acetone	000067-64-1	2 J	10.0 U	5 U	10 U							50 GV
Chloroform	000067-66-3	1.40 U	2.1 J	5 U	10 U							7 ST
Benzene	000071-43-2	1.40 U	10.0 U	5 U	10 U							1 ST
1,1,1-Trichloroethane	000071-55-6	1.80 U	10.0 U	5 U	10 U							5 ST
Bromomethane	000074-83-9	1.40 U	10.0 U	5 U	10 U							5 ST
Chloromethane	000074-87-3	1.40 U	10.0 U	5 U	10 U							5 ST
Iodomethane	000074-88-4	NA	NA	5 U	10 U							5 ST
Dibromomethane	000074-95-3	NA	NA	5 U	10 U							5 ST
Bromodichloromethane	000075-27-4	1.80 U	10.0 U	5 U	10 U							50 GV
Chloroethane	000075-00-3	5 J	10.0 U	6	5.9 J							5 ST
Vinyl chloride	000075-01-4	14	10.0 U	2 J	3.0 J							2 ST
Methylene chloride	000075-09-2	1.40 U	2.9 J	5 U	10 U							5 ST
Carbon disulfide	000075-15-0	1.20 U	10.0 U	5 U	10 U							60 GV
Bromoform	000075-25-2	1.80 U	10.0 U	5 U	10 U							50 GV
Bromochloromethane	000074-97-5	NA	NA	5 U	10 U							5 ST
1,1-Dichloroethane	000075-34-3	1 J	10.0 U	5 U	10 U							5 ST
1,1-Dichloroethene	000075-35-4	1.40 U	10.0 U	5 U	10 U							5 ST
Trichlorofluoromethane	000075-69-4	NA	NA	5 U	10 U							5 ST
1,2-Dichloropropane	000078-87-5	1.40 U	10.0 U	5 U	10 U							1 ST
2-Butanone	000078-93-3	2.20 U	10.0 U	5 U	10 U							50 GV
1,1,2-Trichloroethane	000079-00-5	2.00 U	10.0 U	5 U	10 U							5 ST
Trichloroethene	000079-01-6	1.40 U	10.0 U	5 U	10 U							5 ST
1,1,2,2-Tetrachloroethane	000079-34-5	2.20 U	10.0 U	5 U	10 U							5 ST
1,2-Dichlorobenzene	000095-50-1	NA	NA	5 U	10 U							3 ST
1,2-Dibromo-3-chloropropane	000096-12-8	NA	NA	5 U	10 U							0.04 ST
1,2,3-Trichloropropane	000096-18-4	NA	NA	5 U	10 U							0.04 ST
1,1-Dichloropropene	000563-58-6	NA	NA	NA	10 U							5 ST
TOTAL VOCs		44	5	12	153							

QUALIFIERS

- B. Compound was found in the method blank as well as the sample
 U. Compound was analyzed for but not detected at the detection limit shown.
 J. Compound was found at a concentration below the detection limit, value estimated
 E. Concentration exceeds instrument calibration range, value estimated
 D. Result taken from analysis at a secondary dilution.
 U* Result qualified as non-detect based on validation criteria

NOTES

- GV: Guidance Value
 ST: Standard
 NA: Not Analyzed
 Parameter exceeds Standard/Guidance Value
 NS: Not Sampled

**SONIA ROAD LANDFILL
POST CLOSURE GROUNDWATER MONITORING PROGRAM
HISTORIC AND CURRENT SAMPLE RESULTS
VOLATILE ORGANIC COMPOUNDS**

Sample ID		MW-14I	MW-14I	MW-14I	MW-14I							NYSDEC Class GA GROUNDWATER STANDARD/GUIDANCE VALUE
Date of Collection		11/3/1997	2/3/1998	12/11/2000	2/6/2001							
Volatiles Organic Compounds	CAS #	(ug/l)	(ug/l)	(ug/l)	(ug/l)							
Ethylbenzene	000100-41-4	1.40 U	10.0 U	5 U	10 U							5 ST
Styrene	000100-42-5	1.40 U	10.0 U	5 U	10 U							5 ST
cis-1,3-Dichloropropene	010061-01-5	1.40 U	10.0 U	5 U	10 U							0.4 ST
trans-1,3-Dichloropropene	010061-02-6	1.80 U	10.0 U	5 U	10 U							0.4 ST
1,4-Dichlorobenzene	000106-46-7	NA	NA	5 U	10 U							3 ST
1,2-Dibromoethane	000106-93-4	NA	NA	5 U	10 U							5 ST
1,2-Dichloroethane	000107-06-2	1.40 U	10.0 U	5 U	10 U							0.6 ST
Acrylonitrile	000107-13-1	NA	NA	5 U	50 U							5 ST
Vinyl Acetate	000108-05-4	NA	NA	5 U	10 U							-
4-Methyl-2-pentanone	000108-10-1	1.40 U	10.0 U	5 U	10 U							-
Toluene	000108-88-3	1.20 U	10.0 U	5 U	10 U							5 ST
Chlorobenzene	000108-90-7	1.40 U	10.0 U	5 U	2.8 J							5 ST
trans-1,4-Dichloro-2-butene	000110-57-6	NA	NA	5 U	10 U							5 ST
Dibromochloromethane	000124-48-1	2.20 U	10.0 U	5 U	10 U							50 GV
Tetrachloroethene	000127-18-4	1.40 U	10.0 U	5 U	10 U							5 ST
Xylene (total)	001330-20-7	1.60 U	10.0 U	5 U	10 U							5 ST
1,2-Dichloroethene (total)	000540-59-0	2.60 U	10.0 U	NA	10 U							5 ST
cis-1,2-Dichloroethene	000156-59-2	NA	NA	5 U	10 U							5 ST
trans-1,2-Dichloroethene	000156-60-5	NA	NA	5 U	10 U							5 ST
Carbon tetrachloride	000056-23-5	1.80 U	10.0 U	5 U	10 U							5 ST
2-Hexanone	000591-78-6	1.40 U	10.0 U	5 U	10 U							50 GV
1,1,1,2-Tetrachloroethane	000630-20-6	NA	NA	5 U	10 U							5 ST
Acetone	000067-64-1	3.40 U	5.5 J	5 U	2 J							50 GV
Chloroform	000067-66-3	1.40 U	10.0 U	5 U	10 U							7 ST
Benzene	000071-43-2	1.40 U	10.0 U	5 U	10 U							1 ST
1,1,1-Trichloroethane	000071-55-6	1.80 U	10.0 U	5 U	10 U							5 ST
Bromomethane	000074-83-9	1.40 U	10.0 U	5 U	10 U							5 ST
Chloromethane	000074-87-3	1.40 U	10.0 U	5 U	10 U							5 ST
Iodomethane	000074-88-4	NA	NA	5 U	10 U							5 ST
Dibromomethane	000074-95-3	NA	NA	5 U	10 U							5 ST
Bromodichloromethane	000075-27-4	1.80 U	10.0 U	5 U	10 U							50 GV
Chloroethane	000075-00-3	8 J	6.9 J	3 J	4.3 J							5 ST
Vinyl chloride	000075-01-4	1.40 U	10.0 U	5 U	10 U							2 ST
Methylene chloride	000075-09-2	1.40 U	10.0 U	5 U	10 U							5 ST
Carbon disulfide	000075-15-0	1.20 U	10.0 U	5 U	10 U							60 GV
Bromoform	000075-25-2	1.80 U	10.0 U	5 U	10 U							50 GV
Bromochloromethane	000074-97-5	NA	NA	5 U	10 U							5 ST
1,1-Dichloroethane	000075-34-3	1.20 U	10.0 U	5 U	10 U							5 ST
1,1-Dichloroethene	000075-35-4	1.40 U	10.0 U	5 U	10 U							5 ST
Trichlorofluoromethane	000075-69-4	NA	NA	5 U	10 U							5 ST
1,2-Dichloropropane	000078-87-5	1.40 U	10.0 U	5 U	10 U							1 ST
2-Butanone	000078-93-3	2.20 U	10.0 U	5 U	10 U							50 GV
1,1,2-Trichloroethane	000079-00-5	2.00 U	10.0 U	5 U	10 U							5 ST
Trichloroethene	000079-01-6	1.40 U	10.0 U	5 U	10 U							5 ST
1,1,2,2-Tetrachloroethane	000079-34-5	2.20 U	10.0 U	5 U	10 U							5 ST
1,2-Dichlorobenzene	000095-50-1	NA	NA	5 U	10 U							3 ST
1,2-Dibromo-3-chloropropane	000096-12-8	NA	NA	5 U	10 U							0.04 ST
1,2,3-Trichloropropane	000096-18-4	NA	NA	5 U	10 U							0.04 ST
1,1-Dichloropropene	000563-58-6	NA	NA	NA	10 U							5 ST
TOTAL VOCs		8	12.4	3	9.1							

QUALIFIERS

B Compound was found in the method blank as well as the sample
 U Compound was analyzed for but not detected at the detection limit shown.
 J Compound was found at a concentration below the detection limit, value estimated
 E Concentration exceeds instrument calibration range, value estimated.
 D Result taken from analysis at a secondary dilution.
 U* Result qualified as non-detect based on validation criteria

NOTES

GV: Guidance Value
 ST: Standard
 NA: Not Analyzed
 : Parameter exceeds Standard/Guidance Value
 NS: Not Sampled

**SONIA ROAD LANDFILL
POST CLOSURE GROUNDWATER MONITORING PROGRAM
HISTORIC AND CURRENT SAMPLE RESULTS
VOLATILE ORGANIC COMPOUNDS**

Sample ID		MW-14S	MW-14S	MW-14S	MW-14S							NYSDEC Class GA GROUNDWATER STANDARD/GUIDANCE VALUE
Date of Collection		11/3/1997	2/3/1998	12/11/2000	2/6/2001							
Volatile Organic Compounds	CAS #	(ug/l)	(ug/l)	(ug/l)	(ug/l)							
Ethylbenzene	000100-41-4	1.40 U	10.0 U	5 U	10 U							5 ST
Styrene	000100-42-5	1.40 U	10.0 U	5 U	10 U							5 ST
cis-1,3-Dichloropropene	010061-01-5	1.40 U	10.0 U	5 U	10 U							0.4 ST
trans-1,3-Dichloropropene	010061-02-6	1.80 U	10.0 U	5 U	10 U							0.4 ST
1,4-Dichlorobenzene	000106-46-7	NA	NA	5 U	10 U							3 ST
1,2-Dibromoethane	000106-93-4	NA	NA	5 U	10 U							5 ST
1,2-Dichloroethane	000107-06-2	1.40 U	10.0 U	5 U	10 U							0.6 ST
Acrylonitrile	000107-13-1	NA	NA	5 U	50 U							5 ST
Vinyl Acetate	000108-05-4	NA	NA	5 U	10 U							-
4-Methyl-2-pentanone	000108-10-1	1.40 U	10.0 U	5 U	10 U							-
Toluene	000108-88-3	1.20 U	10.0 U	5 U	10 U							5 ST
Chlorobenzene	000108-90-7	1.40 U	10.0 U	5 U	10 U							5 ST
trans-1,4-Dichloro-2-butene	000110-57-6	NA	NA	5 U	10 U							5 ST
Dibromochloromethane	000124-48-1	2.20 U	10.0 U	5 U	10 U							50 GV
Tetrachloroethene	000127-18-4	1.40 U	10.0 U	5 U	10 U							5 ST
Xylene (total)	001330-20-7	1.60 U	10.0 U	5 U	10 U							5 ST
1,2-Dichloroethene (total)	000540-59-0	2.60 U	10.0 U	NA	10 U							5 ST
cis-1,2-Dichloroethene	000156-59-2	NA	NA	5 U	10 U							5 ST
trans-1,2-Dichloroethene	000156-60-5	NA	NA	5 U	10 U							5 ST
Carbon tetrachloride	000056-23-5	1.80 U	10.0 U	5 U	10 U							5 ST
2-Hexanone	000591-78-6	1.40 U	10.0 U	5 U	10 U							50 GV
1,1,1,2-Tetrachloroethane	000630-20-6	NA	NA	5 U	10 U							5 ST
Acetone	000067-64-1	3.40 U	10.0 U	5 U	10 U							50 GV
Chloroform	000067-66-3	1.40 U	2.1 J	5 U	10 U							7 ST
Benzene	000071-43-2	1.40 U	10.0 U	5 U	10 U							1 ST
1,1,1-Trichloroethane	000071-55-6	1.80 U	10.0 U	5 U	10 U							5 ST
Bromomethane	000074-83-9	1.40 U	10.0 U	5 U	10 U							5 ST
Chloromethane	000074-87-3	1.40 U	10.0 U	5 U	10 U							5 ST
Iodomethane	000074-88-4	NA	NA	5 U	10 U							5 ST
Dibromomethane	000074-95-3	NA	NA	5 U	10 U							5 ST
Bromodichloromethane	000075-27-4	1.80 U	10.0 U	5 U	10 U							50 GV
Chloroethane	000075-00-3	1.40 U	10.0 U	5 U	10 U							5 ST
Vinyl chloride	000075-01-4	1.40 U	10.0 U	5 U	10 U							2 ST
Methylene chloride	000075-09-2	1.40 U	2.0 J	5 U	10 U							5 ST
Carbon disulfide	000075-15-0	1.20 U	10.0 U	5 U	10 U							60 GV
Bromoform	000075-25-2	1.80 U	10.0 U	5 U	10 U							50 GV
Bromochloromethane	000074-97-5	NA	NA	5 U	10 U							5 ST
1,1-Dichloroethane	000075-34-3	1.20 U	10.0 U	5 U	10 U							5 ST
1,1-Dichloroethene	000075-35-4	1.40 U	10.0 U	5 U	10 U							5 ST
Trichlorofluoromethane	000075-69-4	NA	NA	5 U	10 U							5 ST
1,2-Dichloropropane	000078-87-5	1.40 U	10.0 U	5 U	10 U							1 ST
2-Butanone	000078-93-3	2.20 U	10.0 U	5 U	10 U							50 GV
1,1,1-Trichloroethane	000079-00-5	2.00 U	10.0 U	5 U	10 U							5 ST
Trichloroethene	000079-01-6	1.40 U	10.0 U	5 U	10 U							5 ST
1,1,2,2-Tetrachloroethane	000079-34-5	2.20 U	10.0 U	5 U	10 U							5 ST
1,2-Dichlorobenzene	000095-50-1	NA	NA	5 U	10 U							3 ST
1,2-Dibromo-3-chloropropane	000096-12-8	NA	NA	5 U	10 U							0.04 ST
1,2,3-Trichloropropane	000096-18-4	NA	NA	5 U	10 U							0.04 ST
1,1-Dichloropropene	000563-58-6	NA	NA	NA	10 U							5 ST
TOTAL VOCs		U	4.1	U	U							

QUALIFIERS

- B: Compound was found in the method blank as well as the sample
 U: Compound was analyzed for but not detected at the detection limit shown.
 J: Compound was found at a concentration below the detection limit, value estimated
 E: Concentration exceeds instrument calibration range, value estimated.
 D: Result taken from analysis at a secondary dilution.
 U*: Result qualified as non-detect based on validation criteria

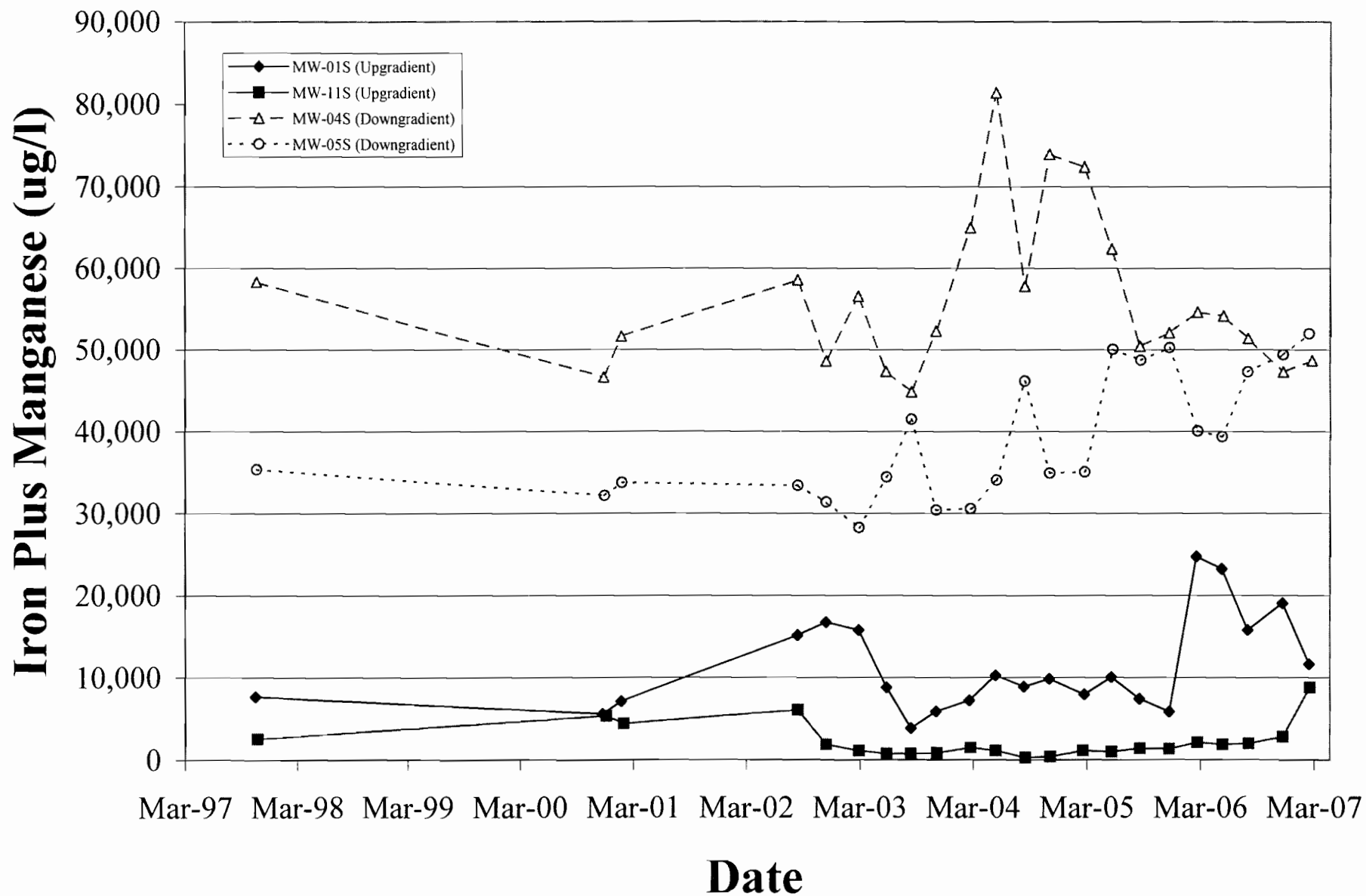
NOTES

- GV: Guidance Value
 ST: Standard
 NA: Not Analyzed
 Parameter exceeds Standard/Guidance Value
 NS: Not Sampled

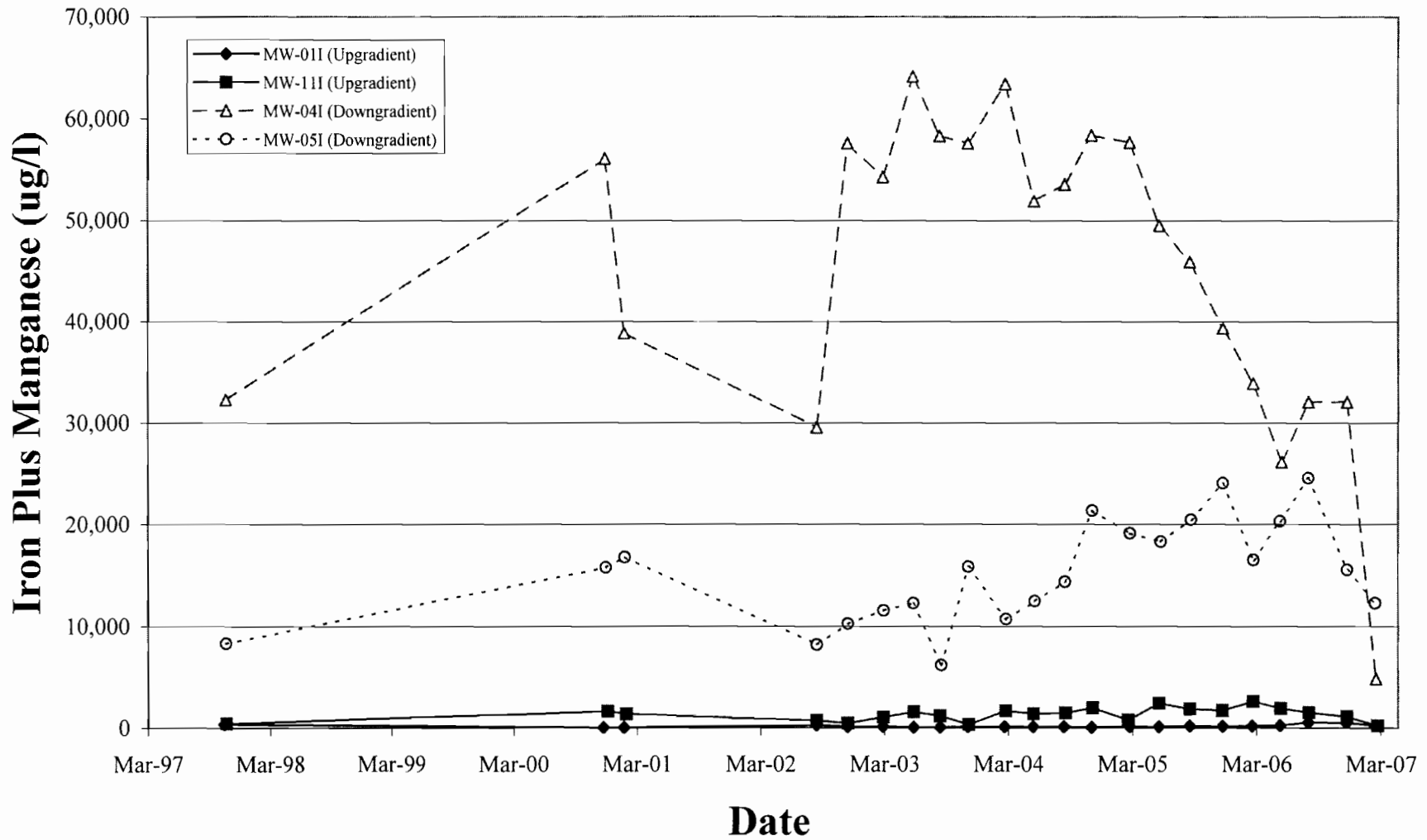
APPENDIX A-4

Water Quality Graphs

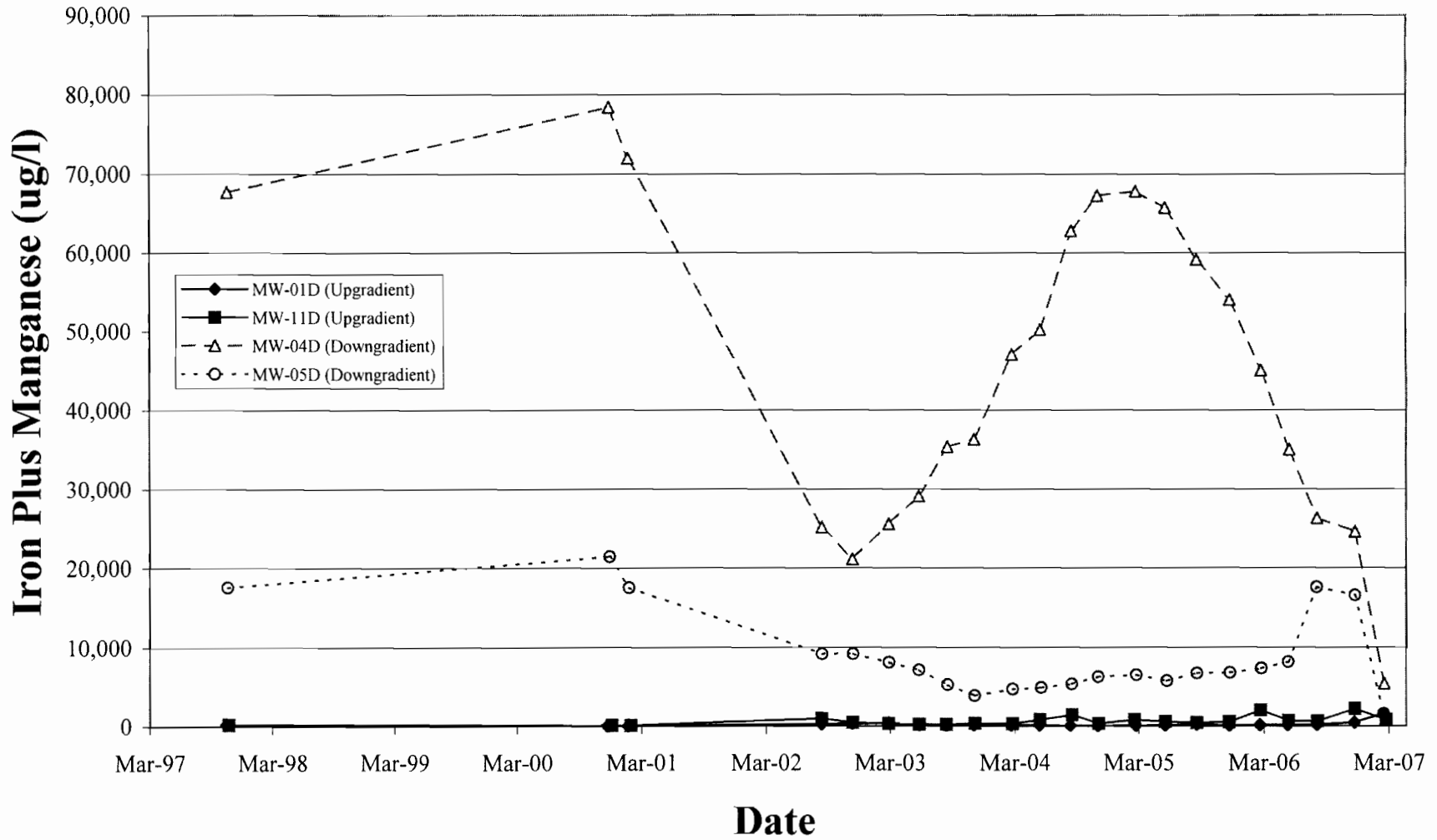
Iron Plus Manganese in Shallow Wells



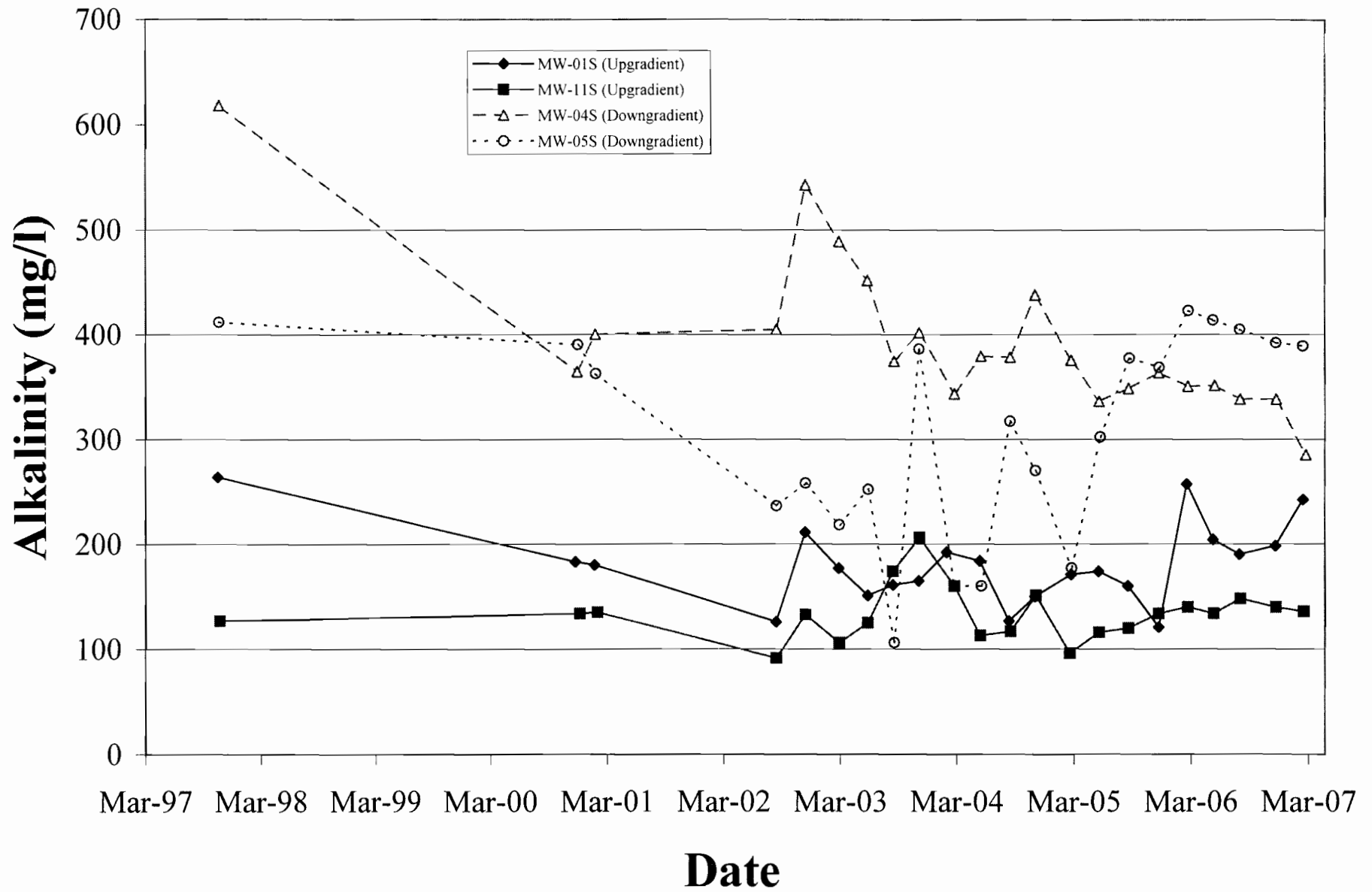
Iron Plus Manganese in Intermediate Wells



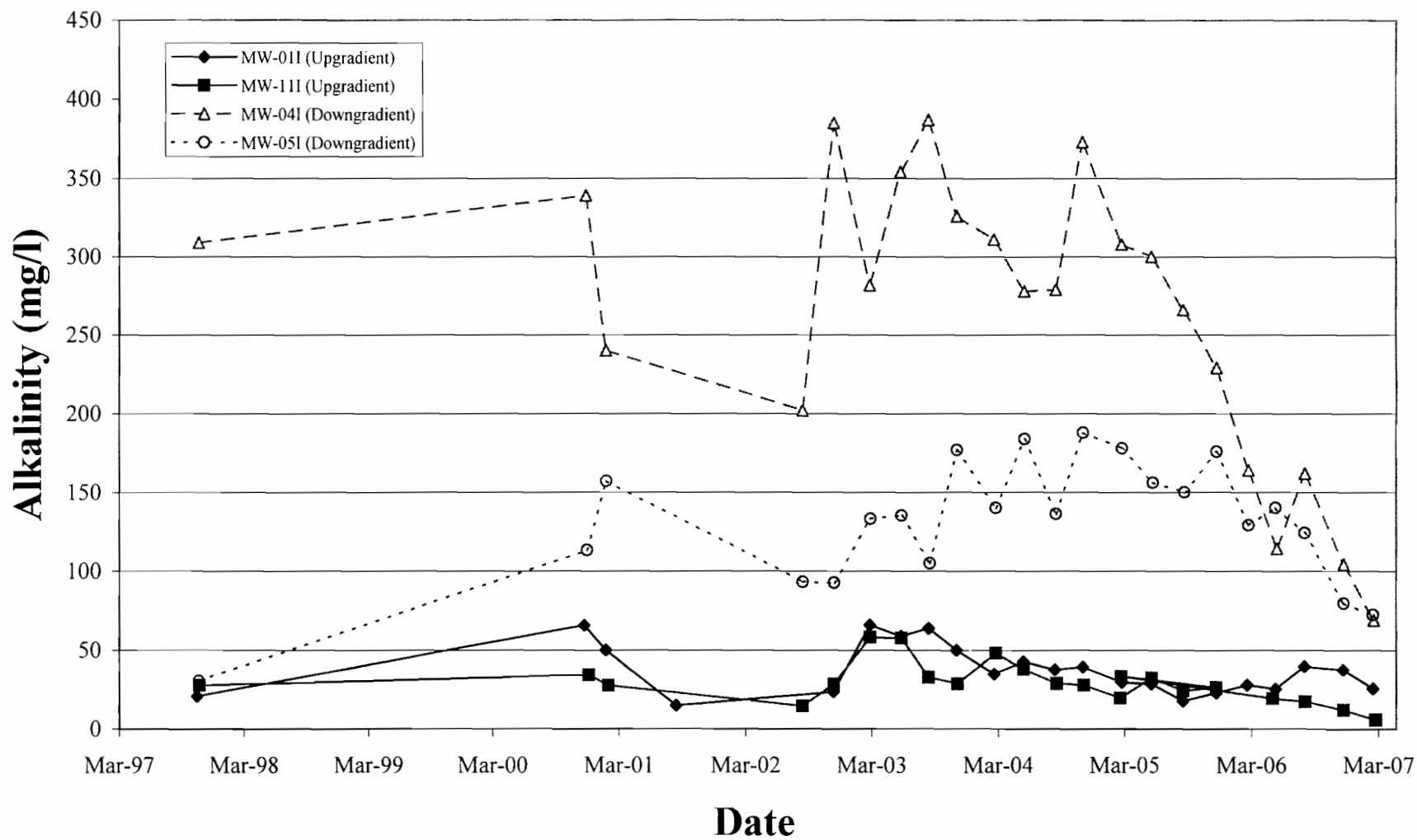
Iron Plus Manganese in Deep Wells



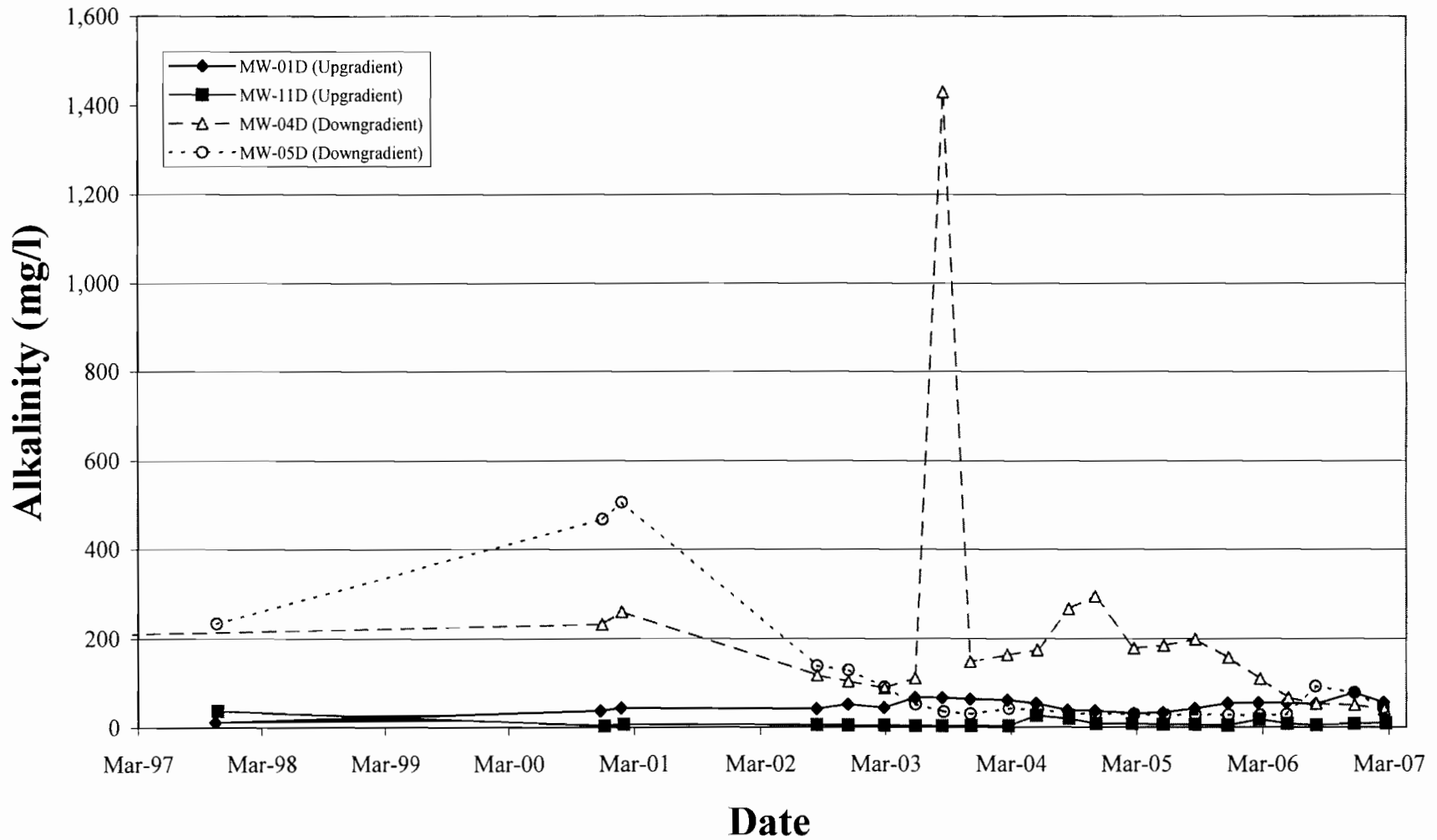
Alkalinity in Shallow Wells



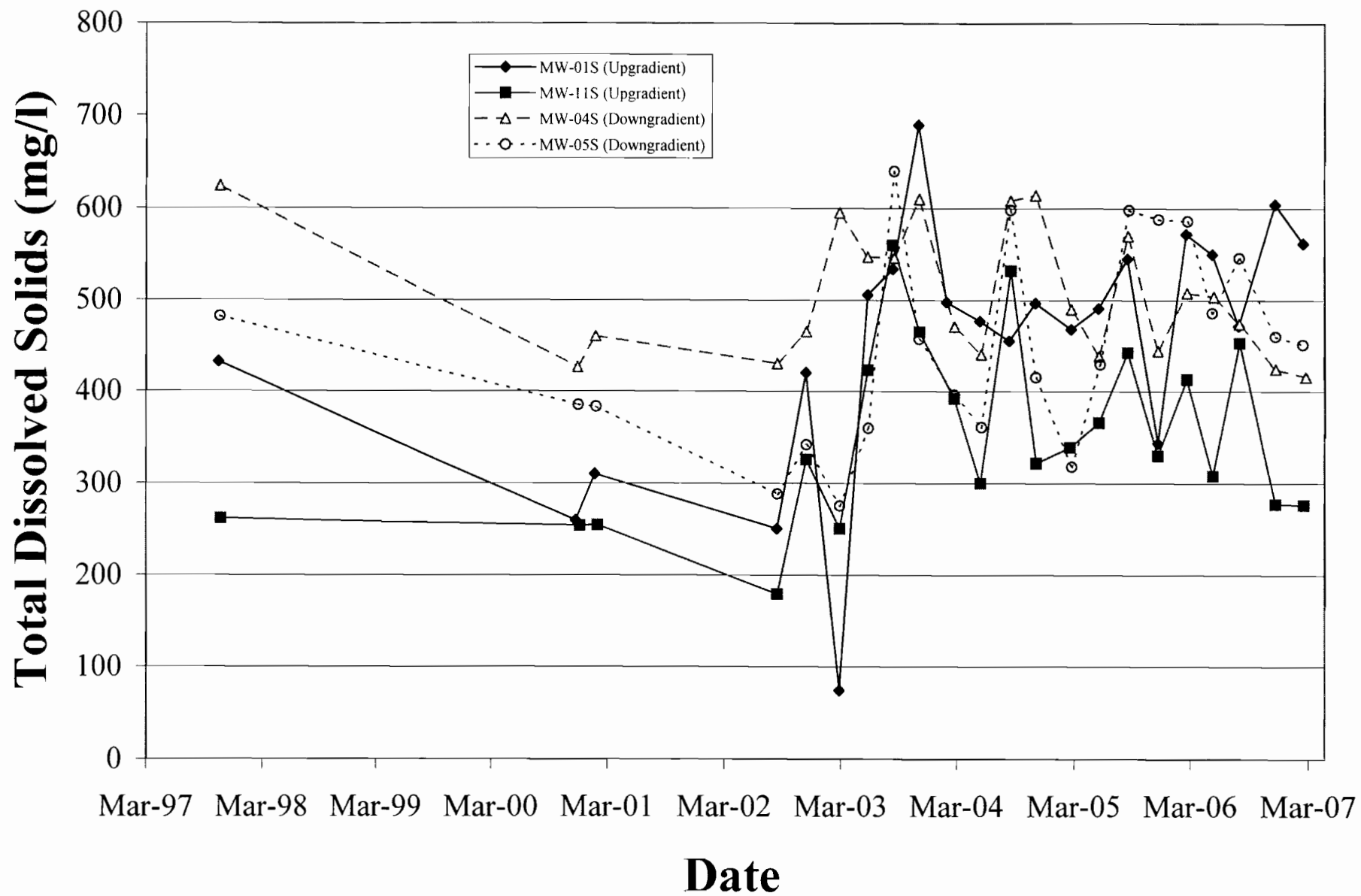
Alkalinity in Intermediate Wells



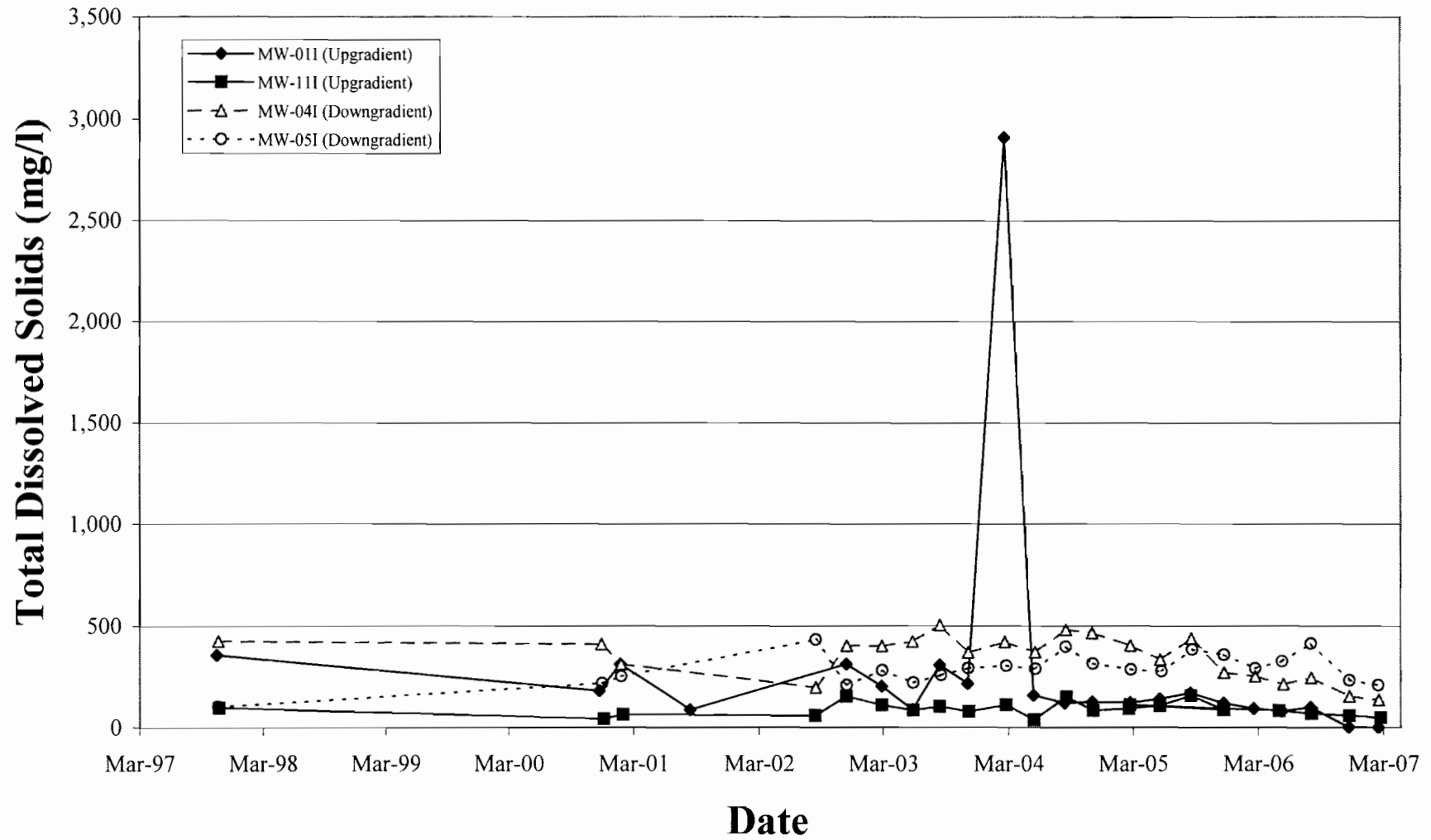
Alkalinity in Deep Wells



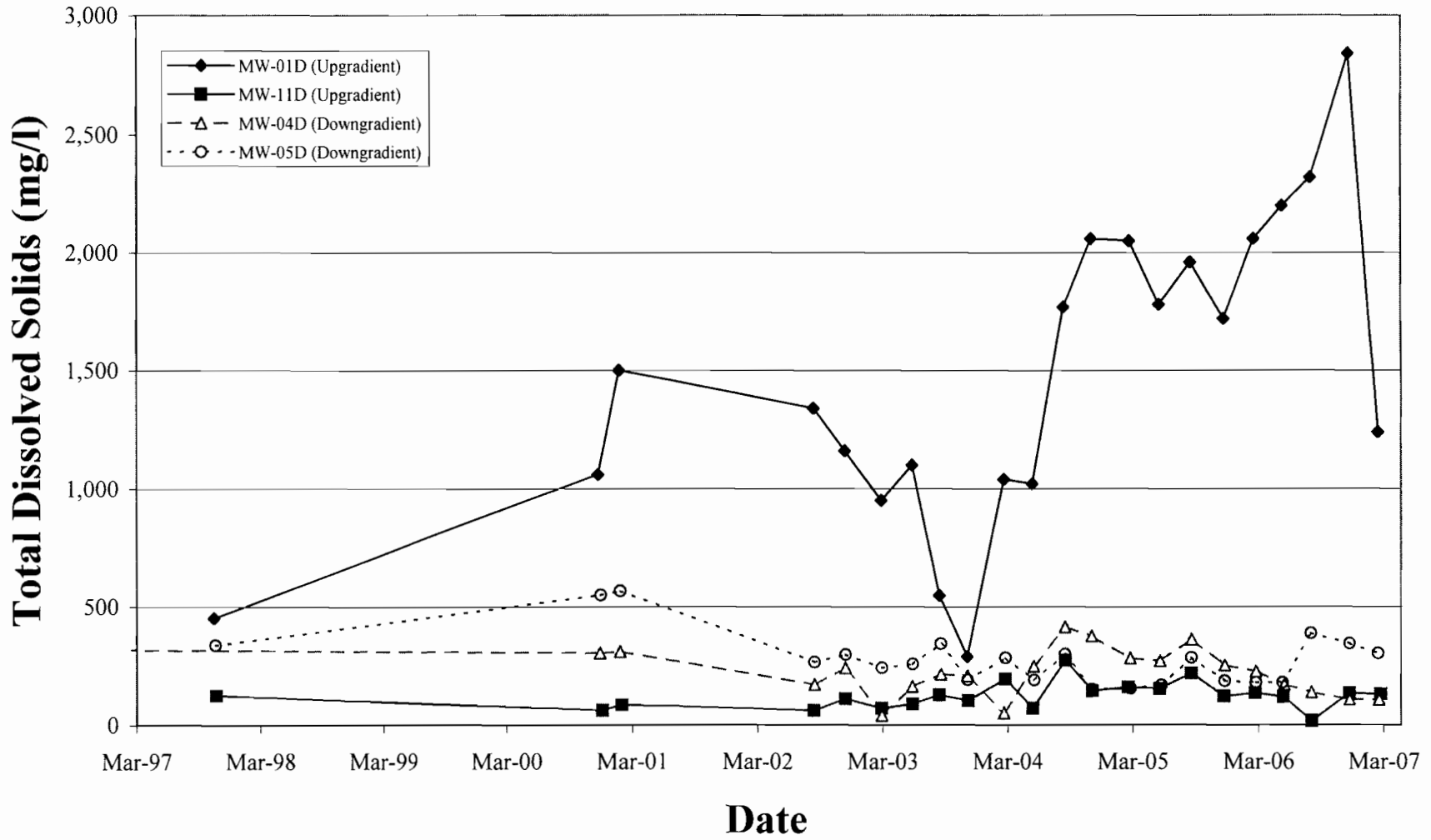
Total Dissolved Solids in Shallow Wells



Total Dissolved Solids in Intermediate Wells



Total Dissolved Solids in Deep Wells



APPENDIX B

DATA VALIDATION REPORT

Data Validation Services

120 Cobble Creek Road P. O. Box 208

North Creek, N. Y. 12853

Phone 518-251-4429

Facsimile 518-251-4428

April 18, 2007

Kenneth Wenz
H2M Group
575 Broad Hollow Rd.
Melville, NY 11747

RE: Validation of ISLIP Sonia Road Landfill Site Data Packages
H2M SDG Nos. IRS51 and IRS52

Dear Mr. Wenz:

Review has been completed for the data packages generated by H2M Laboratories that pertain to samples collected 02/21/07 through 03/02/07 at the ISLIP Sonia Road Landfill Site. Twenty-four aqueous samples and a field duplicate were analyzed by H2M Labs for 6 NYCRR Part 360 Baseline parameters. Volatile Tentatively Identified Compounds (TICs) were also reported. Field and trip blanks and matrix spikes/duplicates were processed. For this sampling event, full validation was performed on 10% of the samples. Those reviewed are: MW-3S, MW-4S, MW-5D, field and trip blanks, and matrix spikes. Methodologies utilized are those of the 1995 NYSDEC ASP/SW846.

Data validation was performed with guidance from the most current editions of the USEPA CLP National Functional Guidelines for (In)organic Data Review and the USEPA SOPs HW-2 and HW-6, as applicable for the methodology. The following items were reviewed:

- * Data Completeness
- * Laboratory Narrative
- * Custody Documentation
- * Holding Times
- * Matrix Spike Recoveries/Duplicate Correlations
- * Field Duplicate Correlations
- * Preparation/Calibration Blanks
- * Control Spike/Laboratory Control Samples
- * Calibration Standards
- * ICP Serial Dilutions
- * Instrument IDLs
- * Method Compliance
- * Sample Result Verification

Those items showing deficiencies are discussed in the following sections of this report. All others were found to be acceptable as outlined in the above-mentioned validation procedures, and as applicable for the methodology. Unless noted specifically in the following text, reported results of the fully validated samples are substantiated by the raw data, and generated in compliance with protocol requirements.

In summary, sample processing was conducted with compliance to protocol requirements and with adherence to quality criteria. Sample results are usable as reported, or with minor qualification as estimated. The issues requiring validation are discussed in the following analytical sections. Although only 10% of the samples underwent full validation review, recommended qualifications below are stated to include all project samples as pertains to general quality issues, and where evident.

Copies of laboratory case narratives are attached to this text, and should be reviewed in conjunction with this report. Laboratory NYSDEC Sample Preparation and Analysis Summary Forms are also included with this report.

Data Completeness

Data packages were complete as received; no additional documentation was required.

Discrepancies in external custody entries and bottle labels were resolved at sample receipt. The bottles of the samples collected 2/21/07 and 2/22/07 did not include collection dates and times.

Volatile Analyses

Detected values below 10 ug/L in all samples are to be qualified as estimated (“J”) due to responses falling below the established linearity of the system.

Sample surrogate and internal standard recoveries, the holding times, and the instrument tunes were acceptable.

The detection of acetone in MW-1D is to be edited to reflect non-detection (“U”) due to poor mass spectral quality.

Due to presence in associated trip and/or method blanks, detected results for methylene chloride in the project samples are considered external contamination, and are to be edited to reflect non-detection (“U”).

The matrix spike evaluation of MW-3S shows acceptable accuracy and precision, with only a slightly elevated duplicate correlation for analyte not detected in the parent sample. The matrix spikes of MW-11D show elevated recoveries for three compounds, and elevated duplicate correlations for all five of the compounds evaluated. The parent sample shows no detection of the outlying analytes, and therefore no qualification to the reported results is indicated. Spiked blank controls show acceptable recoveries for all compounds.

Blind field duplicate correlation of MW-1I was acceptable.

The following analyte results are to be qualified as estimated (“UJ” or “J”), with a possible low bias, due to outlying calibration standard responses:

- Trichorofluoromethane (28%D) in MW-5D
- Carbon tetrachloride (30%D) in MW-3S
- 1,2-dichloroethane (29%D) and 1,2-dibromo-3-chloropropane (33%D) in MW-4S

Detections of acetone in the samples are to be qualified as estimated (“J”), with a possible high bias, due to outlying system linearity (76%RSD).

TICs reported with the "X" laboratory flag are analysis artifacts and are to be disregarded as sample components.

Metals/CN Analyses

Matrix spike/duplicate correlations were performed on MW11D and MW-3S. All recovery values and duplicate correlations were acceptable, with the exceptions of those for the following elements, results of which are to be qualified as estimated in the indicated associated samples:

- Duplicate correlations for chromium and nickel ($>\pm$ CRDL) in MW-3S—associated samples are those reported in IRS051
- Recovery of selenium (139%) in MW-11D—associated samples are those reported in IRS052

Blind field duplicate correlations for MW-11 were acceptable, with the exception that zinc showed a variance exceeding \pm CRDL. The results for the low level detections in that parent sample and its duplicate are therefore to be qualified as estimated ("J").

Due to presence in the associated field blanks at concentrations above the reporting limit, detected values of zinc in samples collected 2/22/07, 2/28/07, and 3/02/07 are considered external contamination, and are to be edited to reflect non-detection ("U"). Other zinc detections are to be used with caution, as they may also reflect contamination.

The ICP serial dilutions of MW-11D and MW-3S were acceptable, with the exception of that for potassium (14%D) in MW-3S. Detected results for potassium in the samples reported in SDG IRS051 are therefore qualified as estimated ("J"), with a possible high bias.

Wet Chemistry Analyses

Review was conducted for method compliance, holding times, transcription, calculations, standard and blank acceptability, accuracy and precision, etc., as applicable to each procedure. All were found acceptable for the validated samples, unless noted specifically within this text.

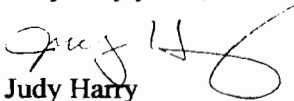
Matrix spike/duplicate correlations were performed on MW11D and MW-3S. All recovery values and duplicate correlations were within validation guidelines.

Blind field duplicate correlations of MW-11 were acceptable.

Field and preparation blanks show no contamination.

Please do not hesitate to contact me if questions or comments arise during your review of this report.

Very truly yours,


Judy Harry

VALIDATION QUALIFIER DEFINITIONS

DATA QUALIFIER DEFINITIONS

The following definitions provide brief explanations of the national qualifiers assigned to results in the data review process. If the Regions choose to use additional qualifiers, a complete explanation of those qualifiers should accompany the data review.

- U** - The analyte was analyzed for, but was not detected above the reported sample quantitation limit.
- J** - The analyte was positively identified; the associated numerical value is the approximate concentration of the analyte in the sample.
- N** - The analysis indicates the present of an analyte for which there is presumptive evidence to make a "tentative identification".
- NJ** - The analysis indicates the presence of an analyte that has been "tentatively identified" and the associated numerical value represents its approximate concentration.
- UJ** - The analyte was not detected above the reported sample quantitation limit. However, the reported quantitation limit is approximate and may or may not represent the actual limit of quantitation necessary to accurately and precisely measure the analyte in the sample.
- R** - The sample results are rejected due to serious deficiencies in the ability to analyze the sample and meet quality control criteria. The presence or absence of the analyte cannot be verified.

LABORATORY SAMPLE IDs AND CASE NARRATIVES

NEW YORK STATE DEPARTMENT OF ENVIRONMENTAL CONSERVATION

SAMPLE IDENTIFICATION AND
ANALYTICAL REQUIREMENT SUMMARY

SDG: IRS051

Analytical Requirements

Customer Sample Code	Laboratory Sample Code	ME	MSVOA	WC
MW-1D	0702686-001	X	X	X
MW-1I	0702686-002	X	X	X
MW-1S	0702686-003	X	X	X
MW-1X	0702686-004	X	X	X
MW-5D	0702686-005	X	X	X
MW-5I	0702686-006	X	X	X
MW-5S	0702686-007	X	X	X
FB 2/21/07	0702686-008	X	X	X
TB 2/21/07	0702686-009		X	
MW-2D	0702742-001	X	X	X
MW-2I	0702742-002	X	X	X
MW-3S	0702742-003	X	X	X
MW-5I	0702742-004			X
MW-6D	0702742-005	X	X	X
MW-6I	0702742-006	X	X	X
MW-6S	0702742-007	X	X	X
MW-7I	0702742-008	X	X	X
FB 2/22/07	0702742-009	X	X	X
TB 2/22/07	0702742-010		X	
STORAGE BLANK	0702742-011		X	

CLP (~~Non-CLP~~ Please indicate year of protocol)

ASP B
6/2000
CEL 3/20/07

IRS051 E3

NEW YORK STATE DEPARTMENT OF ENVIRONMENTAL CONSERVATION

SAMPLE IDENTIFICATION AND
ANALYTICAL REQUIREMENT SUMMARY

SDG: IRS052

Analytical Requirements

Customer Sample Code	Laboratory Sample Code	ME	MSVOA	WC
MW-4D	0702781-001	X	X	X
MW-4I	0702781-002	X	X	X
MW-4X	0702781-003	X	X	X
MW-11S	0702781-004	X	X	X
MW-12D	0702781-005	X	X	X
MW-12I	0702781-006	X	X	X
MW-12S	0702781-007	X	X	X
FB2/23/07	0702781-008	X	X	X
TB2/23/07	0702781-009		X	
STORAGE BLANK	0702781-010		X	
MW-11D	0702928-001	X	X	X
MW-11I	0702928-002	X	X	X
FB 2/28	0702928-003	X	X	X
TB 2/28/07	0702928-004		X	
MW-4S	0703057-001	X	X	X
FB 3/2	0703057-002	X	X	X
TB 3/2/07	0703057-003		X	

CLP (Non-CLP) (Please indicate year of protocol)

ASP B
6/2000
CEL 3/22/07

IRS052 E3

H2M LABS, INC.

SDG NARRATIVE FOR VOLATILES ANALYSES SAMPLES RECEIVED: 2/21/07 & 2/22/07 SDG #: IRS051

For Samples:

MW-1D	FB 2/21/07	MW-6I
MW-1I	TB 2/21/07	MW-6S
MW-1S	MW-2D	MW-7I
MW-1X	MW-2I	FB 2/22/07
MW-5D	MW-3S	TB 2/22/07
MW-5I	MW-5I	STORAGE BLANK
MW-5S	MW-6D	

The above samples were analyzed according to the requirements of the NYSDEC ASP 2000 method 8260 for the part 360 expanded volatile organic analytes.

All QC data and calibrations met the requirements of the method, and no problems were encountered with sample analysis. The following should be noted:

- Sample MW-3S was analyzed as the matrix spike/matrix spike duplicate. 1,1-dichloroethene had a high %RPD.
- A lab-fortified blank was analyzed. All percent recoveries were within QC limits.
- Total xylene had a 25.3 % D in the continuing calibration of 2/22/07, carbon tetrachloride had a 30 % D in the continuing calibration of 2/28/07 and 1,2-dichloroethane had a 29 % D in the continuing calibration of 3/1/07. These % D's exceeded 25% but met the acceptance criteria of less than 40%.
- TIC's identified as "unknown siloxanes" which appear to originate from column bleed are flagged with and "X" qualifier.

I certify that this data package is in compliance with the terms and conditions of the contract, both technically and for completeness, for other than the conditions detailed above. Release of the data contained in this hardcopy data package has been authorized by the Laboratory Manager or his designee, as verified by the following signature.

Date Reported: March 9, 2007

*
*
*

Joann M. Slavin
Senior Vice President

IRS051 E8

H2M LABS, INC.

SDG NARRATIVE FOR METALS
SAMPLES RECEIVED: 2/21/07 & 2/22/07
SDG #: IRS051

For Samples:

MW-1D	MW-2D
MW-1I	MW-2I
MW-1S	MW-3S
MW-1X	MW-6D
MW-5D	MW-6I
MW-5I	MW-6S
MW-5S	MW-7I
FB 2/21/07	FB 2/22/07

Sixteen water samples were received by H2M Labs, Inc on 2/21/07 and 2/22/07 for cyanide and select metals analysis.

Samples were prepared and analyzed using EPA methods 6010B with a TJA 61E trace ICP instrument, 7470A with a Leeman Hydra Mercury analyzer and cyanide method 335.2.

Sample MW-3S was utilized for QC analysis and reporting.

Spike analysis did not recover within 75-125% for iron and manganese. Since the sample value was greater than four times the spike concentration, post spikes, and data qualifiers were not required.

Duplicate analysis did not reproduce within acceptance ranges for chromium and nickel. Chromium and nickel were reported flagged "*" on Forms 1 and 6.

ICP serial dilution analysis did not reproduce within acceptance ranges for potassium. Potassium data was reported flagged "E" on Forms 1 and 9.

No other issues were noted during the analysis of this sample group.

I certify that this data package is in compliance with the terms and conditions of the contract, both technically and for completeness, for other than the conditions detailed above. Release of the data contained in this hardcopy data package has been authorized by the Laboratory Manager or his designee, as verified by the following signature.

Date Reported: March 19, 2007

V. Stancampiano

Vincent Stancampiano *NRC*
Vice President

IRS051 E9

H2M LABS, INC.

SDG NARRATIVE FOR WET CHEMISTRY SAMPLES RECEIVED: 2/21/07 & 2/22/07 SDG #: IRS051

For Samples:

MW-1D	MW-2D
MW-1I	MW-2I
MW-1S	MW-3S
MW-1X	MW-6D
MW-5D	MW-6I
MW-5I	MW-6S
MW-5S	MW-7I
FB 2/21/07	FB 2/22/07

Sixteen water samples were received by H2M Labs, Inc on 2/21/07 and 2/22/07 for select wet chemistry analysis.

Samples were prepared and analyzed using the following methods:

Alkalinity	EPA 310.1	Ammonia	EPA 350.1
Anions-Chloride, Sulfate and Bromide	EPA 300.0	Nitrate	EPA 353.2
Biochemical Oxygen Demand	EPA 405.1	Phenols	EPA 420.1
Chemical Oxygen Demand	EPA 410.4	Total Dissolved Solids	EPA 160.1
Color	EPA 110.2	Total Kjeldahl Nitrogen	EPA 351.2
Hexavalent Chromium	STDM 3500-CRD	Total Organic Carbon	EPA SW846 9060
Hardness	EPA 130.2		

Sample MW-3S was utilized for QC analysis and reporting.

Duplicate analysis did not reproduce within acceptance ranges for BOD. Batch acceptance was based on LCS analysis.

Samples were diluted and reanalyzed as required to keep instrument readings within calibration ranges.

No other issues were noted during the analysis of this sample group.

I certify that this data package is in compliance with the terms and conditions of the contract, both technically and for completeness, for other than the conditions detailed above. Release of the data contained in this hardcopy data package has been authorized by the Laboratory Manager or his designee, as verified by the following signature.

Date Reported: March 15, 2007

V. Stancampiano

Vincent Stancampiano
Vice President

NPC

IRS051 E10

H2M LABS, INC.

SDG NARRATIVE FOR VOLATILES ANALYSES
SAMPLES RECEIVED: 2/23/07, 2/28/07 & 3/2/07
SDG #: IRS052

For Samples:

MW-4D	STORAGE BLANK
MW-4I	MW-11D
MW-4X	MW-11I
MW-11S	FB 2/28
MW-12D	TB 2/28/07
MW-12I	MW-4S
MW-12S	FB 3/2
FB2/23/07	TB 3/2/07
TB2/23/07	

The above samples were analyzed according to the requirements of the NYSDEC ASP 2000 method 8260 for the part 360 expanded volatile organic analytes.

All QC data and calibrations met the requirements of the method, and no problems were encountered with sample analysis. The following should be noted:

- Sample MW-11D was analyzed as the matrix spike/matrix spike duplicate. Trichloroethene, toluene and chlorobenzene had a high percent recovery in the matrix spike duplicate. All RPD's were outside the Q.C. limits
- A lab-fortified blank was analyzed. All percent recoveries were within QC limits.
- TIC's identified as "unknown siloxanes" which appear to originate from column bleed are flagged with and "X" qualifier.

I certify that this data package is in compliance with the terms and conditions of the contract, both technically and for completeness, for other than the conditions detailed above. Release of the data contained in this hardcopy data package has been authorized by the Laboratory Manager or his designee, as verified by the following signature.

Date Reported: March 16, 2007

*
* *Joann M. Slavin* *
*

Joann M. Slavin
Senior Vice President
NRC

IRS052 E8

H2M LABS, INC.

SDG NARRATIVE FOR METALS
SAMPLES RECEIVED: 2/23/07, 2/28/07 & 3/2/07
SDG #: IRS052

For Samples:

MW-4D	FB2/23/07
MW-4I	MW-11D
MW-4X	MW-11I
MW-11S	FB 2/28
MW-12D	MW-4S
MW-12I	FB 3/2
MW-12S	

Thirteen water samples were received by H2M Labs, Inc on 2/23/07, 2/28/07 & 3/2/07 for cyanide and select metals analysis.

Samples were prepared and analyzed using EPA methods 6010B with a TJA 61E trace ICP instrument, 7470A with a Leeman Hydra Mercury analyzer and cyanide method 335.2.

Sample MW-11D was utilized for QC analysis and reporting.

Spike analysis did not recover within acceptance ranges for selenium. The sample was post spiked, reanalyzed and recovered at 112%. Selenium data was reported flagged "N" on Forms 1 and 5A.

No other issues were noted during the analysis of this sample group.

I certify that this data package is in compliance with the terms and conditions of the contract, both technically and for completeness, for other than the conditions detailed above. Release of the data contained in this hardcopy data package has been authorized by the Laboratory Manager or his designee, as verified by the following signature.

Date Reported: March 19, 2007

*
*

Vincent Stancampiano
Vice President

IRS052 E9

H2M LABS, INC.

SDG NARRATIVE FOR WET CHEMISTRY
SAMPLES RECEIVED: 2/23/07, 2/28/07 and 3/2/07
SDG #: IRS052

For Samples:

MW-4D	FB2/23/07
MW-4I	MW-11D
MW-4X	MW-11I
MW-11S	FB 2/28
MW-12D	MW-4S
MW-12I	FB 3/2
MW-12S	

Thirteen water samples were received by H2M Labs, Inc on 2/23/07, 2/28/07 and 3/2/07 for select wet chemistry analysis.

Samples were prepared and analyzed using the following methods:

Alkalinity	EPA 310.1	Ammonia	EPA 350.1
Anions-Chloride, Sulfate and Bromide	EPA 300.0	Nitrate	EPA 353.2
Biochemical Oxygen Demand	EPA 405.1	Phenols	EPA 420.1
Chemical Oxygen Demand	EPA 410.4	Total Dissolved Solids	EPA 160.1
Color	EPA 110.2	Total Kjeldahl Nitrogen	EPA 351.2
Hexavalent Chromium	STDM 3500-CRD	Total Organic Carbon	EPA SW846 9060
Hardness	EPA 130.2		

Sample MW-11D was utilized for QC analysis and reporting.

Samples were diluted and reanalyzed as required to keep instrument readings within calibration ranges.

No problems were noted during the analysis of this sample group.

I certify that this data package is in compliance with the terms and conditions of the contract, both technically and for completeness, for other than the conditions detailed above. Release of the data contained in this hardcopy data package has been authorized by the Laboratory Manager or his designee, as verified by the following signature.

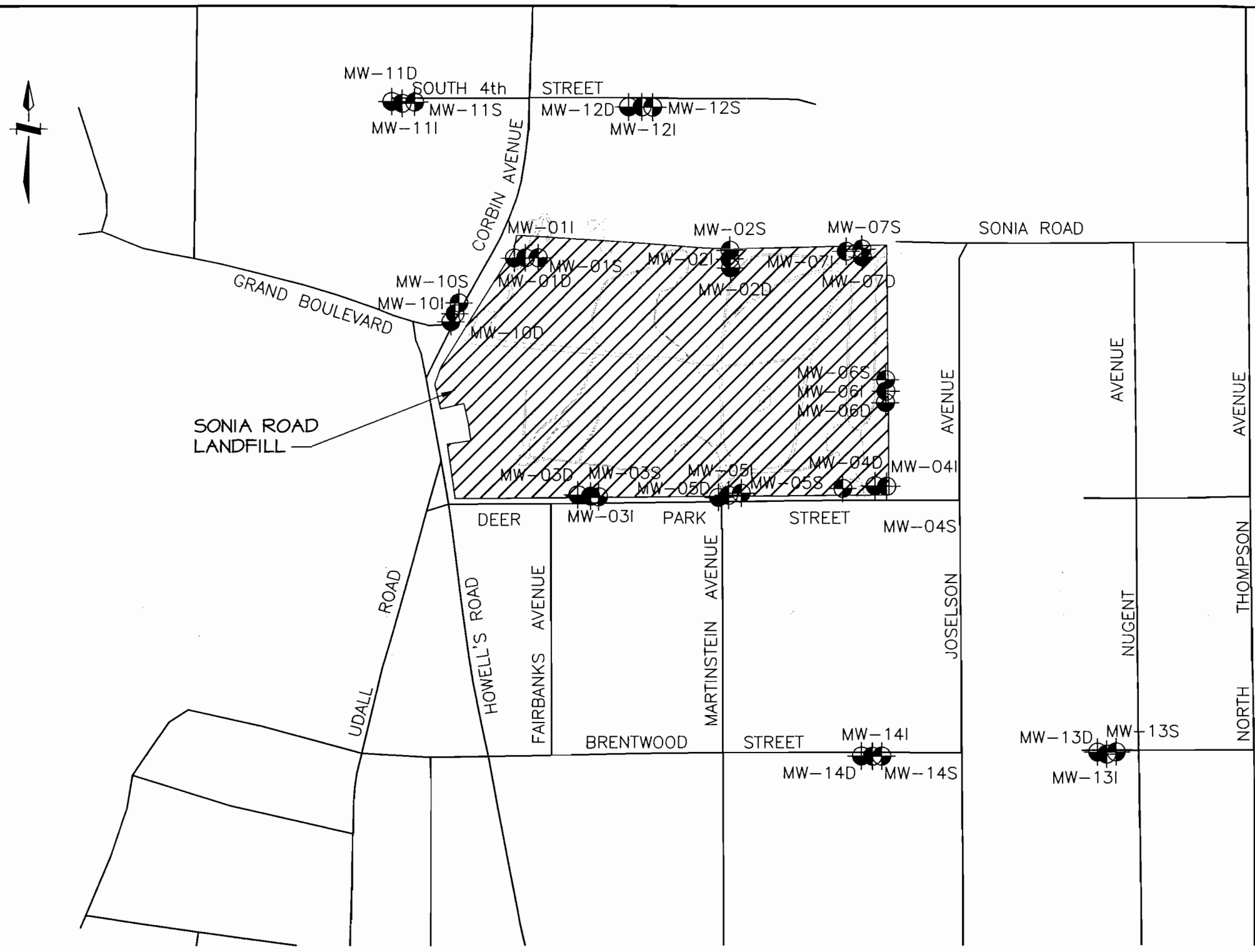
Date Reported: March 20, 2007

*
*
*

Vincent Stancampiano
Vice President

IRS052 E10

X:\ISLR (town of islip) - 1056\13LP07\1 (Sonia rd Landfill)\01 DRAFT DWG\FIGURE 2.dwg last modified: Apr 18, 2007 10:30pm



SONIA ROAD LANDFILL
 POST CLOSURE GROUNDWATER MONITORING PROGRAM

GROUNDWATER MONITORING WELL LOCATIONS

SCALE: 1" = 2000'

LEGEND:

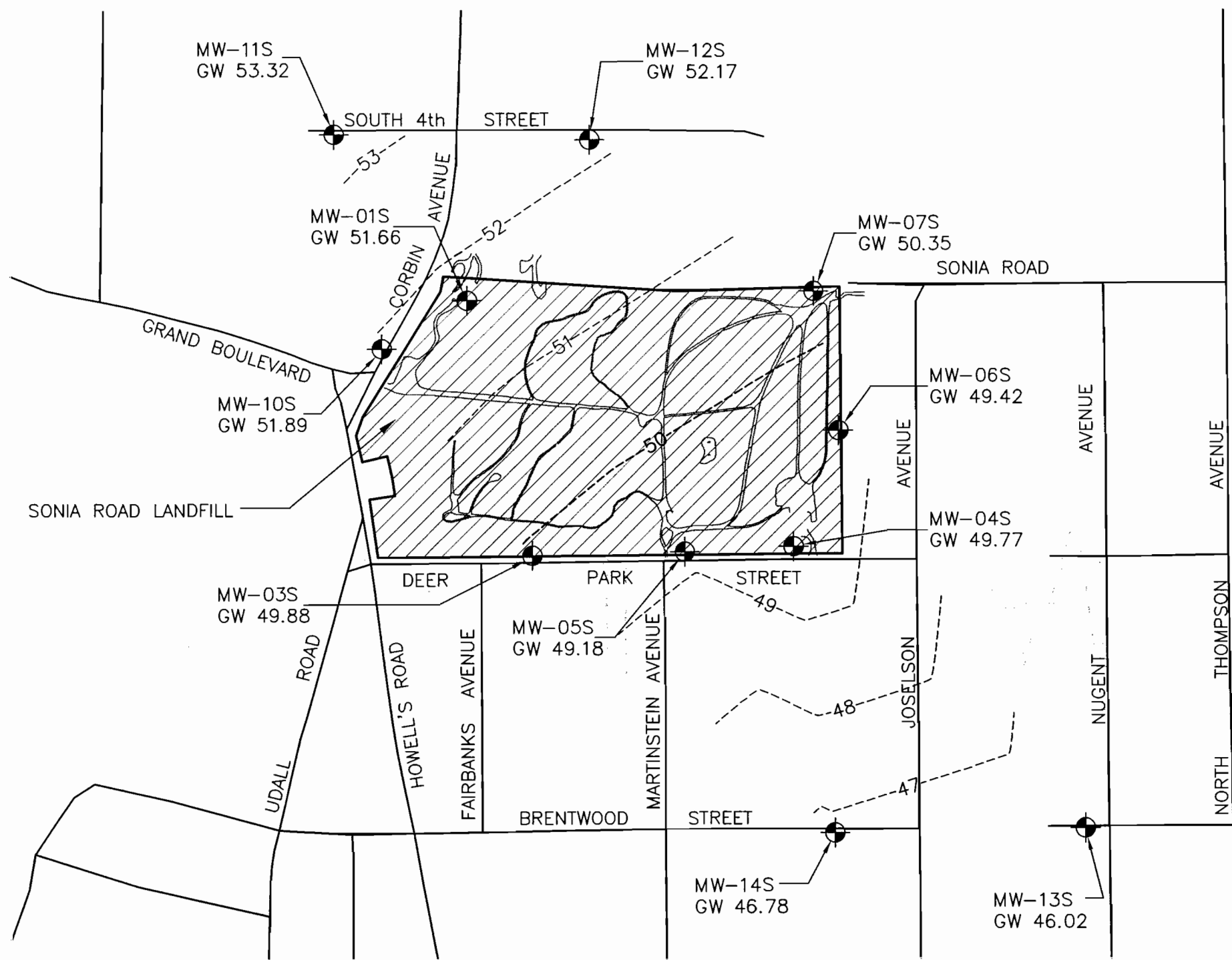
 GROUNDWATER MONITORING WELL AND DESIGNATION

MW-14S



FIGURE 2

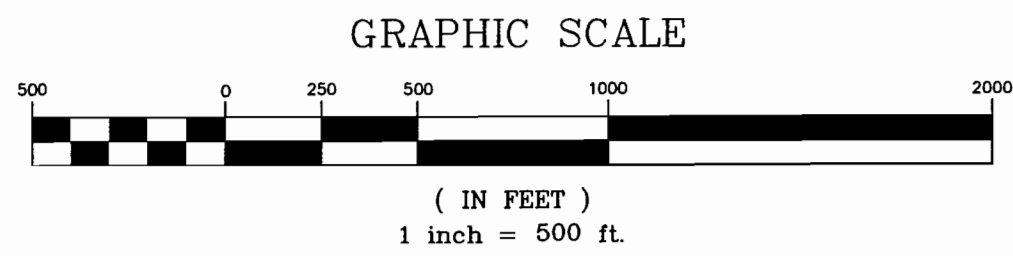
M:\Survey\ISLP\0701\0701-SURVEY.dwg Last Modified: Apr 20, 2007 - 3:02pm Plotted on: Apr 20, 2007 - 3:02pm By: jgehrlkin



LEGEND
 MW-11S MONITORING WELL LOCATION AND DESIGNATION
 GW 53.32 GROUNDWATER ELEVATION, IN FEET MSL
 -----53----- GROUNDWATER ELEVATION CONTOUR, IN FEET MSL

FIGURE 3
SONIA ROAD LANDFILL
POST CLOSURE GROUNDWATER
MONITORING PROGRAM
WATER TABLE ELEVATION CONTOUR MAP

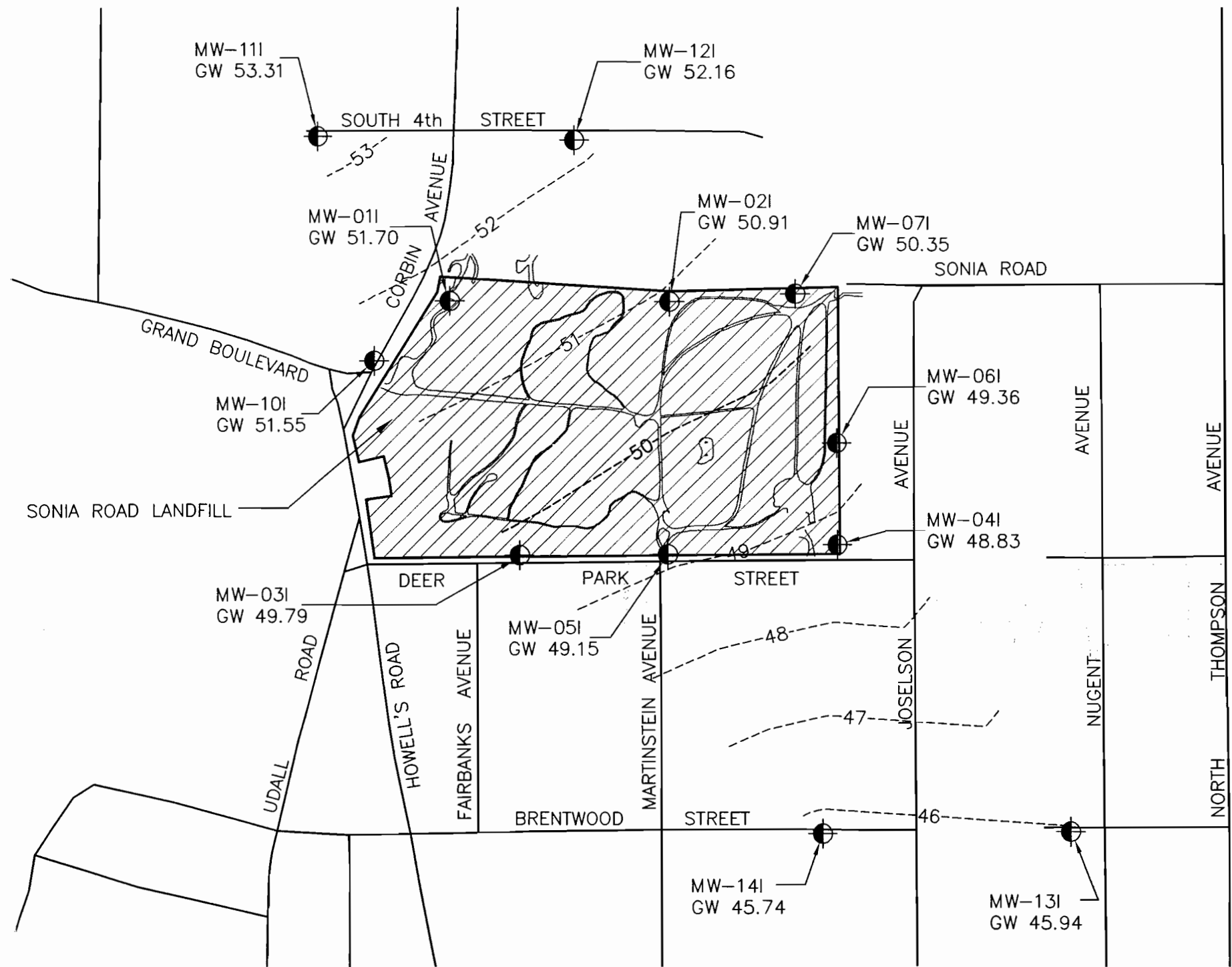
TOWN OF ISLIP, SUFFOLK COUNTY, NEW YORK
 SCALE 1" = 500' PROJECT No. ISLP-0701 DATE: FEBRUARY 28, 2007



H2M GROUP ENGINEERS ▴ ARCHITECTS ▴ PLANNERS ▴ SCIENTISTS ▴ SURVEYORS
 HOLZMACHER, McLENDON & MURRELL, P.C.
 575 Broad Hollow Road, Melville, New York 11747
 E-mail: h2mh2m.com www.h2m.com
 MELVILLE, N.Y. ■ (631)-756-8000
 TOTOWA, N.J. □ (973)-942-0700

2"
1"
0
1"

M:\Survey\ISLP\0701\0701-SURVEY.dwg Last Modified Apr 20, 2007 - 3:02pm Plotted on Apr 20, 2007 - 3:02pm By Jgehrkin



LEGEND


- MW-11I  MONITORING WELL LOCATION AND DESIGNATION
- GW 53.31 GROUNDWATER ELEVATION, IN FEET MSL
- 53----- GROUNDWATER ELEVATION CONTOUR, IN FEET MSL

FIGURE 4
SONIA ROAD LANDFILL
POST CLOSURE GROUNDWATER
MONITORING PROGRAM
POTENTIOMETRIC SURFACE ELEVATION
CONTOUR MAP FOR INTERMEDIATE ZONE

2"
1"
0
1"

GRAPHIC SCALE



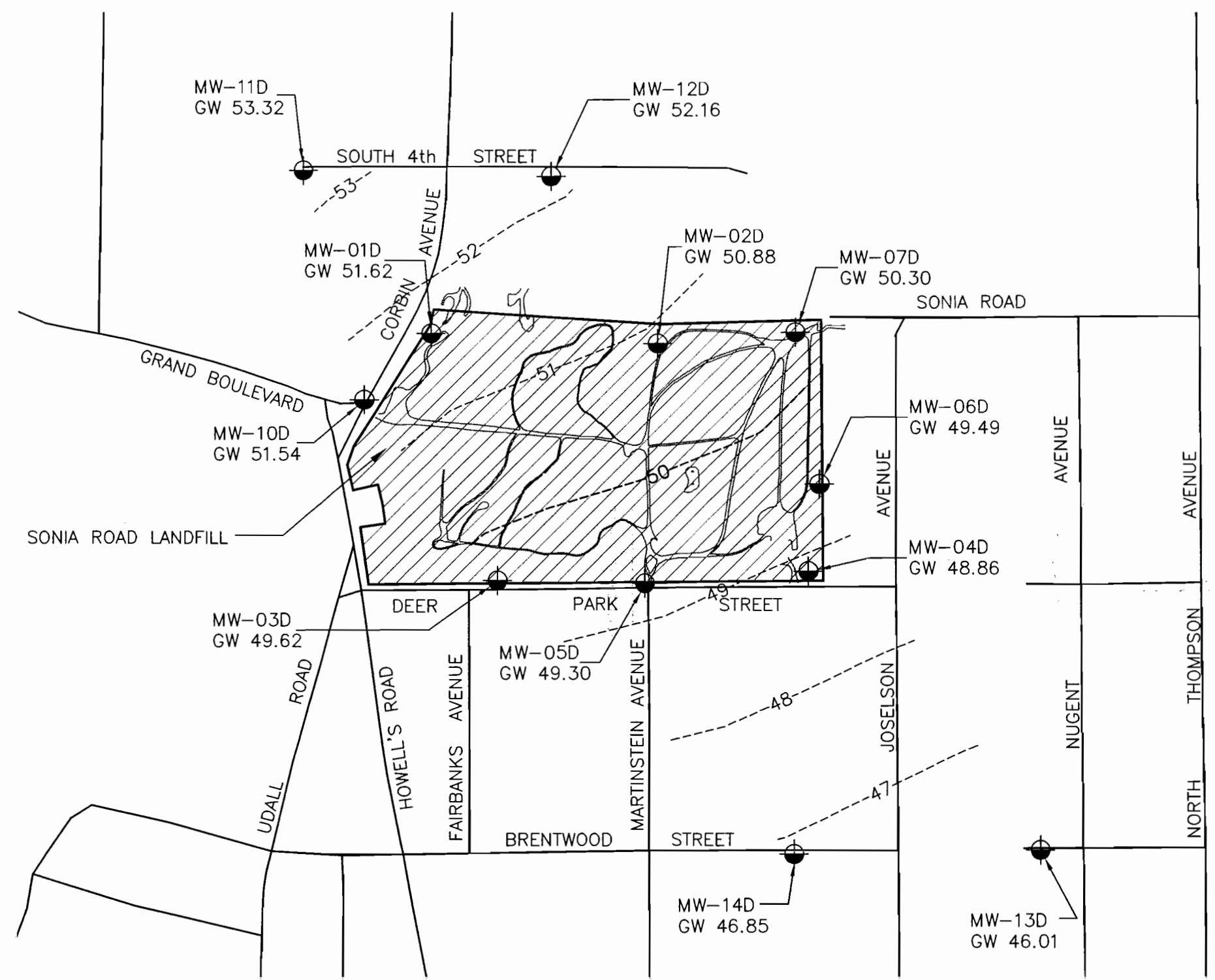
(IN FEET)
1 inch = 500 ft.

TOWN OF ISLIP, SUFFOLK COUNTY, NEW YORK
 SCALE 1" = 500' PROJECT No. ISLP-0701 DATE: FEBRUARY 28, 2007

H2M GROUP
 HOLZMACHER, McLENDON & MURRELL, P.C.
 575 Broad Hollow Road, Melville, New York 11747
 MELVILLE, N.Y. ■ (631)-756-8000
 TOTOWA, N.J. □ (973)-942-0700

ENGINEERS ▴ ARCHITECTS ▴ PLANNERS ▴ SCIENTISTS ▴ SURVEYORS
 E-mail: h2m@h2m.com
 www.h2m.com

Apr 17 - By
 30E
 20
 diffier
 19 Lo
 -SUR
 P\07
 Survé.
 2"
 1"
 0
 1"



LEGEND

MW-11D MONITORING WELL LOCATION AND DESIGNATION

GW 53.32 GROUNDWATER ELEVATION, IN FEET MSL

-----53----- GROUNDWATER ELEVATION CONTOUR, IN FEET MSL

FIGURE 5
SONIA ROAD LANDFILL
POST CLOSURE GROUNDWATER
MONITORING PROGRAM
POTENTIOMETRIC SURFACE ELEVATION
CONTOUR MAP FOR DEEP ZONE

TOWN OF ISLIP, SUFFOLK COUNTY, NEW YORK

SCALE 1" = 500' PROJECT No. ISLP-0701 DATE: FEBRUARY 28, 2007



GRAPHIC SCALE
 (IN FEET)
 1 inch = 500 ft.

H2M GROUP ENGINEERS ▴ ARCHITECTS ▴ PLANNERS ▴ SCIENTISTS ▴ SURVEYORS

HOLZMACHER, McLENDON & MURRELL, P.C.
 575 Broad Hollow Road, Melville, New York 11747
 E-mail: h2mh2m.com
 www.h2m.com

MELVILLE, N.Y. ■ (631)-756-8000
 TOTOWA, N.J. □ (973)-942-0700