



January 29, 2007

New York State Department of Environmental Conservation
Division of Environmental Remediation
Bureau of Construction Services, 12th Floor
625 Broadway
Albany, New York 12233-7013

Attn: Jeffrey E. Trad, P.E.
Environmental Engineer 2

Re: **Sonia Road Landfill**
NYSDEC Site Number 152013
Post Closure Groundwater Monitoring Program
4th Quarter 2006 Sampling Results

Dear Mr. Trad:

Transmitted herewith for your review and consideration is two copies of the following Post Closure Groundwater Monitoring Program Quarterly Sampling Results for the Sonia Road Landfill:

1. 4th Quarter 2006 (Routine Sampling Event)

As always, please do not hesitate to contact my office with any questions regarding the aforementioned.

Sincerely,

Paul J. DiMaria, P.E.
Chief Engineer

PJD:lmb
encl.

cc: C. Andrade, IRRA President
A. Sanchez, IRRA Vice President Operations **w/encl.**
Francis D. Ribaldo, P.E., Associate Engineer
K. Wenz, Jr. CPG - D & B
File



**ISLIP
RESOURCE
RECOVERY
AGENCY**
ISLIP, NEW YORK



Sonia Road Landfill Town of Islip, New York

**Post Closure Groundwater
Monitoring Program
Quarterly Sampling Results
Fourth Quarter 2006
(Baseline Sampling Event)**

January 2007



DVIRKA AND BARTILUCCI
CONSULTING ENGINEERS
A DIVISION OF WILLIAM F. COSULICH ASSOCIATES, P.C.

**POST CLOSURE GROUNDWATER MONITORING PROGRAM
QUARTERLY SAMPLING RESULTS
FOURTH QUARTER 2006**

(BASELINE SAMPLING EVENT)

**SONIA ROAD LANDFILL
WEST BRENTWOOD, NEW YORK**

Prepared for:

**ISLIP RESOURCE RECOVERY AGENCY
TOWN OF ISLIP, NEW YORK**

Prepared by:

**DVIRKA AND BARTILUCCI CONSULTING ENGINEERS
WOODBURY, NEW YORK**

JANUARY 2007

JAN 31 2007

**SONIA ROAD LANDFILL
 POST CLOSURE GROUNDWATER MONITORING PROGRAM
 QUARTERLY SAMPLING RESULTS
 FOURTH QUARTER 2006
 (BASELINE SAMPLING EVENT)**

TABLE OF CONTENTS

<u>Section</u>	<u>Title</u>	<u>Page</u>
1.0	INTRODUCTION.....	1-1
1.1	Purpose.....	1-1
1.2	Site Location and Description.....	1-1
2.0	MONITORING WELL NETWORK AND GROUNDWATER SAMPLE LOCATIONS.....	2-1
3.0	SAMPLING AND ANALYTICAL PROCEDURES.....	3-1
3.1	Groundwater Level Measurement.....	3-1
3.2	Groundwater Sampling.....	3-1
3.3	Organic Vapor and Combustible Gas Monitoring.....	3-2
3.4	Analytical Parameters.....	3-3
4.0	ANALYTICAL RESULTS.....	4-1
4.1	Field Parameters.....	4-1
4.2	Groundwater Samples.....	4-1
4.2.1	Leachate Indicators.....	4-1
4.2.2	Historical Leachate Indicators.....	4-3
4.2.3	Inorganic Parameters.....	4-7
4.2.4	Historical Inorganic Parameters.....	4-8
4.2.5	Volatile Organic Compounds.....	4-17
4.3	Organic Vapor and Combustible Gas Monitoring.....	4-11
5.0	DATA VALIDATION.....	5-1
6.0	GROUNDWATER LEVEL MEASUREMENTS AND FLOW DIRECTION.....	6-1

TABLE OF CONTENTS (continued)

<u>Section</u>	<u>Title</u>	<u>Page</u>
7.0	CONCLUSIONS AND RECOMMENDATIONS.....	7-1
7.1	Conclusions.....	7-1
7.2	Recommendations.....	7-2

List of Appendices

	Historical and Current Groundwater Sample Results - Leachate Indicators	A-1
	Historical and Current Groundwater Sample Results - Inorganic Parameters	A-2
	Historical and Current Groundwater Sample Results - Volatile Organic Compounds	A-3
	Historical Trend Graphs - Alkalinity, Iron Plus Manganese, Total Dissolved Solids and Specific Conductivity Results from Selected Monitoring Wells	A-4
	Field Forms - Field Observation Logs	B-1
	Field Forms - Daily Equipment Calibration Logs	B-2
	Chain-of-Custody Forms	C
	Data Validation Forms.....	D

List of Figures


1-1	Site Location Map.....	1-2
2-1	Groundwater Monitoring Well Locations.....	2-2
6-1	Water Table Elevation Contour Map – November 28, 2006	6-4
6-2	Intermediate Depth Potentiometric Surface Elevation Contour Map – November 28, 2006.....	6-5
6-3	Deep Potentiometric Surface Elevation Contour Map – November 28, 2006	6-6

TABLE OF CONTENTS (continued)

List of Tables

2-1	Summary of Monitoring Well Construction Details.....	2-3
2-2	Wells Sampled as Part of the Post Closure Groundwater Monitoring Program	2-6
4-1	Summary of Final Field Parameter Results and Field Data – Fourth Quarter 2006	4-2
4-2	Summary of Concentration Trends for Leachate Indicator Parameters – Fourth Quarter 2006	4-4
4-3	Summary of Concentration Trends for Inorganic Parameters – Fourth Quarter 2006.....	4-9
6-1	Monitoring Well Groundwater Elevation Measurements - Fourth Quarter 2006 – November 28, 2006.....	6-2

Section 1



1.0 INTRODUCTION

This report presents the results of the Post Closure Groundwater Monitoring Program conducted during the fourth quarter of 2006 for the Sonia Road Landfill. The sampling program was conducted for the Town of Islip and administered by the Islip Resource Recovery Agency (IRRA) in conformance with the Sampling and Analysis Plan (SAP) prepared by Dvirka and Bartilucci Consulting Engineers (D&B), dated December 2001. The Sampling and Analysis Plan is part of the Sonia Road Post Closure Monitoring and Maintenance Plan (Volume 3 of 4), which was approved by the New York State Department of Environmental Conservation (NYSDEC) in a letter dated January 18, 2006.

1.1 Purpose

The purpose of the Post Closure Groundwater Monitoring Program is to monitor groundwater quality and flow direction following capping and closure of the Sonia Road Landfill.

This Post Closure Groundwater Monitoring Program Report includes discussions of the sample locations, sampling procedures, laboratory analyses, field and analytical results, data validation, groundwater level measurements and flow direction. In addition, this report includes a comparison of the analytical results of this sampling event (fourth quarter 2006) to applicable New York State groundwater quality standards and guidance values, and groundwater sample results obtained during previous sampling events (third quarter 2006 routine sampling event and first quarter 2005 baseline sampling event).

1.2 Site Location and Description

The Sonia Road Landfill is a capped and closed inactive municipal solid waste landfill owned by the Town of Islip. The landfill is located at 1355 Howell's Road in the hamlet of Brentwood in the western portion of the Town and is in close proximity to the western town

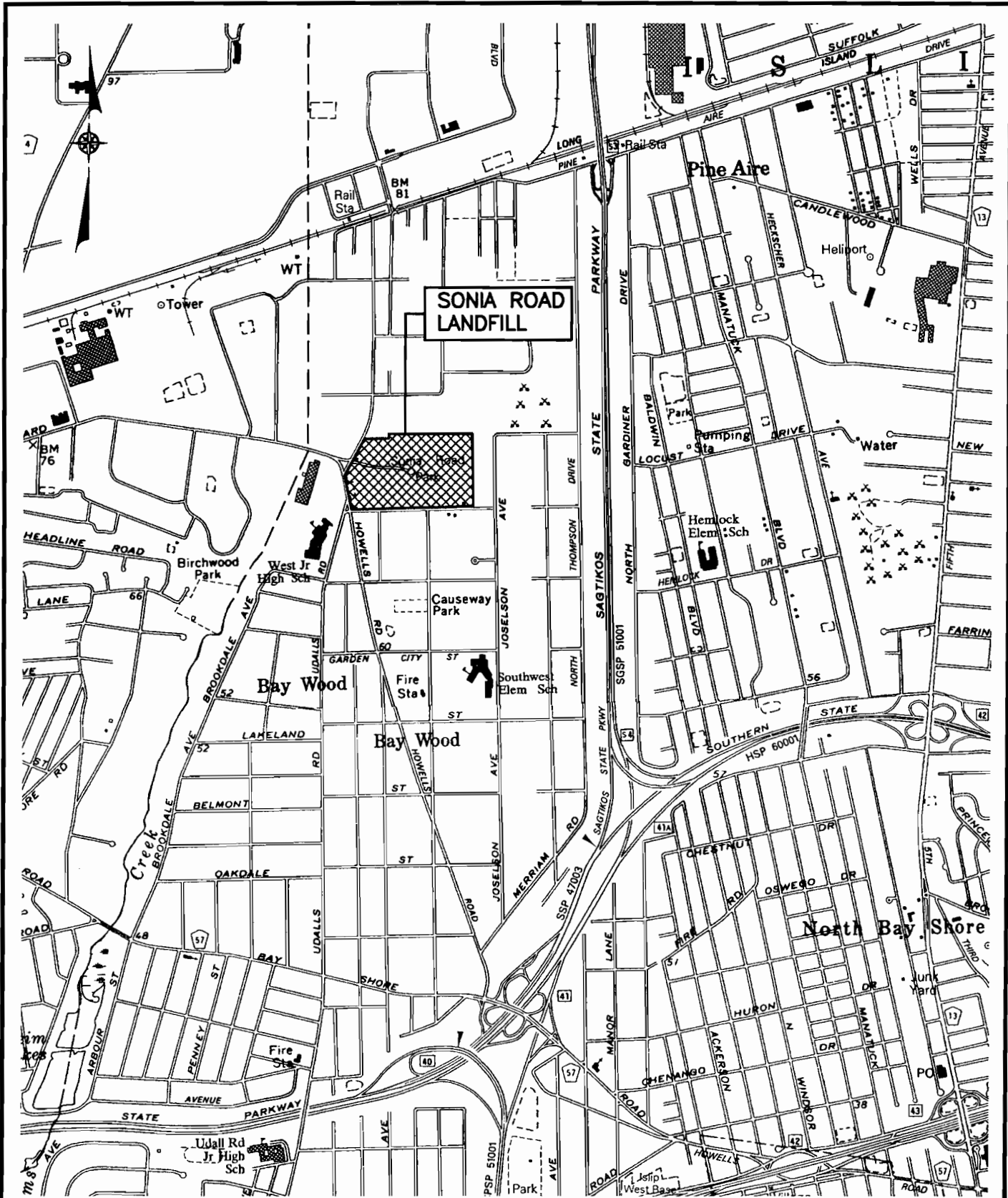
boundary between the Towns of Islip and Babylon. The location of the Sonia Road Landfill is shown on Figure 1-1.

The landfill property is 42.2 acres in area and is approximately rectangular in shape. The landfill is bounded to the north by industrial properties, to the east by residential properties, to the south by Deer Park Street with residential properties beyond, and to the west by Howell's Road, Secatogue Road and Corbin Avenue with industrial properties beyond. In the southwest corner of the site is one residential parcel (Tax Map No. 221-2-1), which is not part of landfill property described above. At the northwest corner of the property is a 0.5-acre parcel owned by the Town of Islip (Tax Map No. 198-5-7.3), which is identified as a paper street. Given that the waste mass extends onto this parcel, it is considered as part of the landfill property, and as a result, the overall landfill property is considered to be 42.7 acres. At and abutting the northeast corner of the landfill property is the western extension of Sonia Road for which the facility is named.

The landfill property itself is zoned Industrial I and Industrial II with a small portion along the southeastern boundary zoned as residential.

To the southwest of the landfill property is the West Brentwood Middle School, which is located on the west side of Howell's Road. Beyond the school property to the south and west is the headwaters of Sampawams Creek. Sampawams Creek is fed by groundwater discharge as well as storm water drainage systems for the surrounding areas. Sampawams Creek runs from north to south and discharges into the Guggenheim Lakes, which are located north of the Southern State Parkway. Sampawams Creek generally describes the western boundary of the Town of Islip and the eastern boundary of the Town of Babylon.

The Sonia Road Landfill has been owned by the Town of Islip since 1965. Prior to 1965, the site was privately owned and used as a source of mined sand and gravel. As a result of this mining operation, virtually all of the site was disturbed, including the removal of vegetation, topsoil and underlying minerals. The mining operation was extensive with the removal of



SOURCE: U.S.G.S. GREENLAWN, N.Y. AND BAY SHORE WEST, N.Y. QUADRANGLES

SCALE: 1"=2000'

SONIA ROAD LANDFILL
POST CLOSURE GROUNDWATER MONITORING PROGRAM

SITE LOCATION MAP



FIGURE No.1-1

F:\2023\2023-1A.dwg, Layout1, 04/04/06 03:38:27 PM, CMeiford


minerals progressing to and below the water table. Removal of minerals below the water table was accomplished through the use of dredging equipment. This activity resulted in the formation of a groundwater lake over a significant portion (40% to 50%) of the site. It is reported that dredging may have removed materials to a depth of 50 feet below the water table. Soil borings constructed as part of the remedial investigation confirmed that waste lies at least 36 feet below the water table.

In 1965, the Town of Islip took title to the Sonia Road property and began a landfilling operation for the disposal of municipal solid waste. Landfilling of the site occurred between 1965 and 1977. The most active period of landfilling occurred between 1965 and 1974. It has been estimated that between 1.5 and 2.0 million cubic yards of waste were disposed at the site. There are no weigh records to substantiate this estimate.

The landfill reportedly accepted all municipal solid waste delivered to the site. This waste is reported to have included wood, concrete, metal, plastic, glass, household waste in the form of refuse, rubbish, demolition materials and yard wastes (particularly leaves). It is also reported that junk automobiles were routinely disposed at the facility and that underground fires were common.

The Sonia Road Landfill was capped in the Fall of 2000. The landfill capping system covers an area of approximately 40 acres. The capping system includes an active landfill gas management system, an on-site storm water management system and a perimeter road constructed around the entire site, surfaced with recycled concrete aggregate. The storm water management system consists of a series of drainage swales, catch basins, buried storm water piping, dry wells and two recharge basins. Storm water associated with the northeast corner of the property is discharged to a series of dry wells (leaching rings) in the area of Sonia Road. The remainder of the site storm water is directed to Recharge Basins 1 and 2 located on the west side of the property. Recharge Basin 1 is located adjacent to the main entrance gate located on Corbin Avenue and Recharge Basin 2 is located in the southwest corner of the property. For the majority of the site, drainage swales are located on the in-board side of the perimeter road.

Section 2

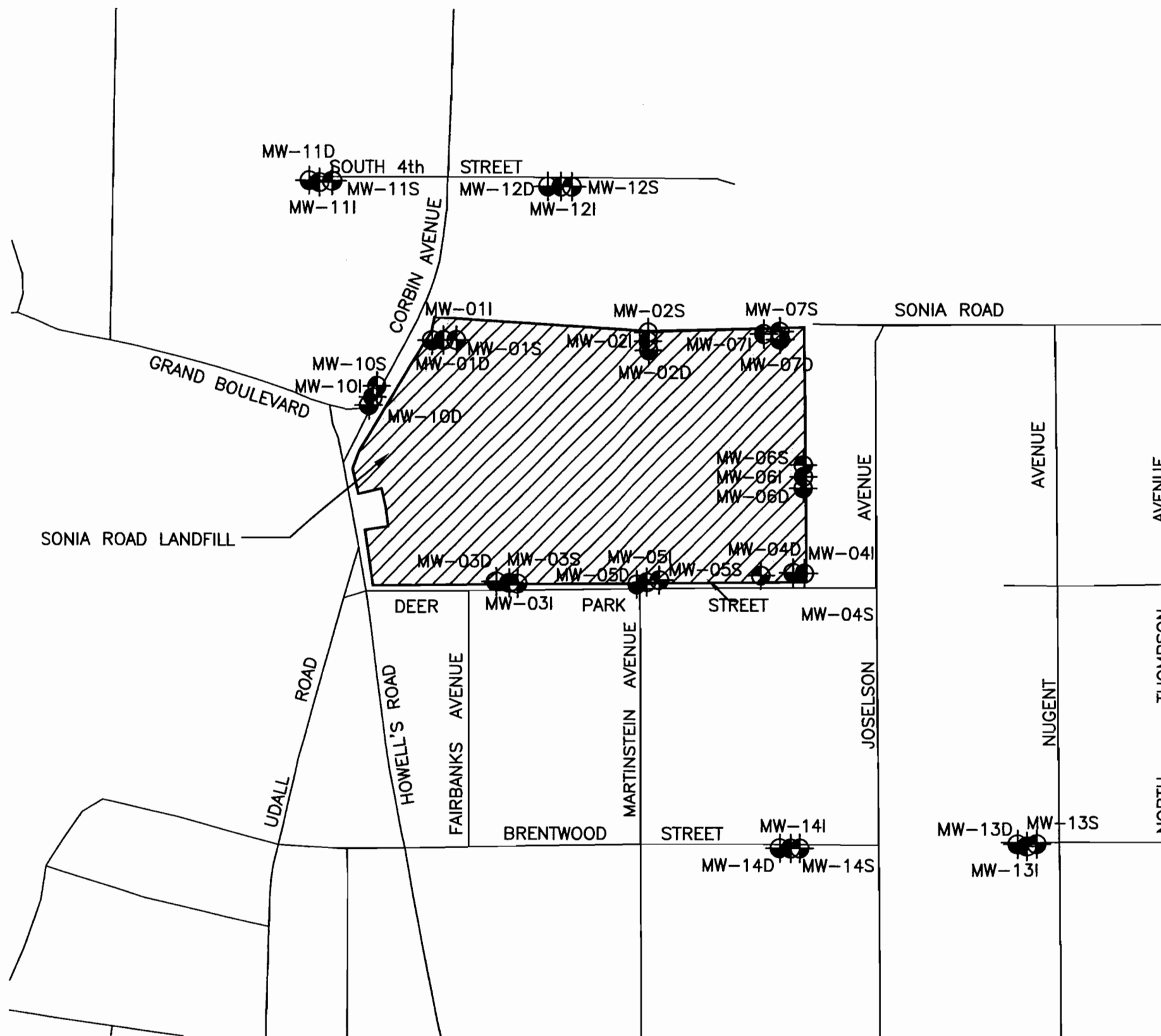


2.0 MONITORING WELL NETWORK AND GROUNDWATER SAMPLE LOCATIONS


The monitoring well network for the Sonia Road Landfill consists of 35 wells. Well locations are shown on Figure 2-1. The monitoring wells were constructed in 12 well clusters, with each cluster comprising a shallow (S) well, intermediate (I) well and deep (D) well with the exception of the MW-02 cluster. Shallow well MW-02S was abandoned in August of 2005, and will no longer be included in the Post Closure Monitoring Program. All 35 wells are utilized for water level measurements. Well construction information for all wells is summarized in Table 2-1.


Twenty-two (22) wells are included as part of the Post Closure Monitoring Program. The sampled wells are listed in Table 2-2.

All twenty-two (22) monitoring wells were sampled as part of the fourth quarter 2006 Post Closure Groundwater Sampling event.



LEGEND:

MW-10S  GROUNDWATER MONITORING WELL AND DESIGNATION

MW-02S  MONITORING WELL MW-02S ABANDONED 8/2005



SONIA ROAD LANDFILL
POST CLOSURE GROUNDWATER MONITORING PROGRAM

GROUNDWATER MONITORING WELL LOCATIONS

Table 2-1

**SONIA ROAD LANDFILL
POST CLOSURE GROUNDWATER MONITORING PROGRAM
SUMMARY OF MONITORING WELL CONSTRUCTION DETAILS**

MONITORING WELLS

Well Designation	Date Completed	Well Diameter (inches)	Screen Type	Total Depth (feet below ground surface)	Screen Setting		Measuring Point Elevation (feet above mean sea level)
					Elevation Below Measurement Point (feet)	Elevation Relative to Mean Sea Level (feet)	
MW-01D⁽¹⁾	10/14/97	4	SS	106	96-106	(-32) - (-42)	64.53
MW-01I⁽¹⁾	10/6/97	4	SS	78	68 - 78	(-2) - (-12)	65.36
MW-01S⁽¹⁾	1/5/95	4	PVC	29	19-29	47 - 37	66.01
MW-02D⁽⁴⁾	10/13/97	4	SS	116	106 - 116	(-27) - (-37)	78.43
MW-02I⁽⁴⁾	10/1/97	4	SS	72	62 - 72	16 - 7	78.24
MW-02S⁽¹⁾	1/4/95			<i>Abandoned in August 2005</i>			
MW-03D ⁽¹⁾	9/30/97	4	SS	107	97 - 107	(-26) - (-36)	70.50
MW-03I ⁽¹⁾	1/9/95	4	PVC	84	79 - 84	(-8) - (-13)	70.77
MW-03S ⁽¹⁾	1/6/95	4	PVC	32	22 - 32	49 - 39	70.76
MW-04D⁽¹⁾	10/6/97	4	SS	114	104 - 114	(-35) - (-45)	69.03
MW-04I⁽¹⁾	9/29/97	4	SS	71	61 - 71	8 - (-2)	69.31
MW-04S⁽¹⁾	1/6/95	4	PVC	34	24 - 34	48 - 38	71.10
MW-05D⁽¹⁾	10/10/97	4	SS	116	106 - 116	(-35) - (-45)	70.96
MW-05I⁽¹⁾	10/2/97	4	SS	70	60 - 70	11 - 1	70.26
MW-05S⁽¹⁾	10/4/97	4	SS	34	19 - 34	52 - 37	70.28

Table 2-1 (continued)

**SONIA ROAD LANDFILL
POST CLOSURE GROUNDWATER MONITORING PROGRAM
SUMMARY OF MONITORING WELL CONSTRUCTION DETAILS**

MONITORING WELLS

Well Designation	Date Completed	Well Diameter (inches)	Screen Type	Total Depth (feet below ground surface)	Screen Setting		Measuring Point Elevation (feet above mean sea level)
					Elevation Below Measurement Point (feet)	Elevation Relative to Mean Sea Level (feet)	
MW-06D ⁽⁵⁾	10/1/97	4	SS	117	107 - 117	(-32) - (-42)	75.02
MW-06I ⁽⁴⁾	9/25/97	4	SS	76	66 - 76	9 - (-1)	74.52
MW-06S ⁽⁵⁾	9/24/97	4	SS	37	22 - 37	53 - 38	74.45
MW-07D ⁽¹⁾	10/8/97	4	SS	122	112 - 122	(-37) - (-47)	75.04
MW-07I ⁽⁴⁾	9/26/97	4	SS	74	64 - 74	9 - (-1)	73.43
MW-07S ⁽¹⁾	9/28/97	4	SS	34	19 - 34	54 - 39	72.83
MW-10D ⁽²⁾	10/15/97	4	SS	96	86 - 96	(-29) - (-39)	56.34
MW-10I ⁽²⁾	10/7/97	4	SS	69	59 - 69	(-3) - (-13)	56.16
MW-10S ⁽²⁾	10/8/97	4	SS	19	4 - 19	53 - 38	56.65
MW-11D ⁽¹⁾	10/16/97	4	SS	94	84 - 94	(-24) - (-34)	60.19
MW-11I ⁽¹⁾	10/11/97	4	SS	71	61 - 71	(-1) - (-11)	60.38
MW-11S ⁽¹⁾	10/13/97	4	SS	19	4 - 19	56 - 41	59.87
MW-12D ⁽¹⁾	10/15/97	4	SS	98	88 - 98	(-29) - (-39)	58.61
MW-12I ⁽¹⁾	10/10/97	4	SS	70	60 - 70	(-1) - (-11)	58.92
MW-12S ⁽¹⁾	10/13/97	4	SS	19	4 - 19	55 - 40	58.79

Table 2-1 (continued)

**SONIA ROAD LANDFILL
POST CLOSURE GROUNDWATER MONITORING PROGRAM
SUMMARY OF MONITORING WELL CONSTRUCTION DETAILS**

MONITORING WELLS

Well Designation	Date Completed	Well Diameter (inches)	Screen Type	Total Depth (feet below ground surface)	Screen Setting		Measuring Point Elevation (feet above mean sea level)
					Elevation Below Measurement Point (feet)	Elevation Relative to Mean Sea Level (feet)	
MW-13D ⁽³⁾	10/16/97	4	SS	119	109 - 119	(-38) - (-48)	70.37
MW-13I ⁽³⁾	10/7/97	4	SS	71	61 - 71	9 - (-1)	70.30
MW-13S ⁽³⁾	10/8/97	4	SS	37	22 - 37	49 - 34	70.51
MW-14D ⁽³⁾	10/17/97	4	SS	105	95 - 105	(-30) - (-40)	64.58
MW-14I ⁽³⁾	10/9/97	4	SS	71	61 - 71	4 - (-6)	64.57
MW-14S ⁽³⁾	10/14/97	4	SS	30	15 - 30	50 - 35	64.55

Notes:

PVC Polyvinyl chloride
SS Stainless steel

⁽¹⁾Monitoring wells surveyed by Municipal Land Survey, P.C., August 2001.

⁽²⁾Monitoring wells surveyed by YEC, Inc., November 1997.

⁽³⁾Monitoring wells surveyed by YEC, Inc., September 2000.

⁽⁴⁾Monitoring wells surveyed by Municipal Land Survey, P.C., August 11, 2005.

⁽⁵⁾Monitoring wells surveyed by Municipal Land Survey, P.C., August 2006.

Wells identified in bold type were modified during the construction of the landfill capping system to adjust the top of the well (reference point) to accommodate the thickness of the capping system. Wells MW-11S, MW-11I and MW-11D were modified to address grade changes at the well locations.


SOURCE: Dvirka and Bartilucci Remedial Investigation/Feasibility Study (RI/FS) dated April 1998 and surveys noted above.

Table 2-2

**SONIA ROAD LANDFILL
POST CLOSURE GROUNDWATER MONITORING PROGRAM
WELLS SAMPLED AS PART OF THE POST CLOSURE
GROUNDWATER MONITORING PROGRAM**

MW-01D	MW-04D	MW-06D	MW-11S
MW-01I	MW-04I	MW-06I	MW-12D
MW-01S	MW-04S	MW-06S	MW-12I
MW-02D	MW-05D	MW-07I	MW-12S
MW-02I	MW-05I	MW-11D	
MW-03S	MW-05S	MW-11I	

Section 3



3.0 SAMPLING AND ANALYTICAL PROCEDURES

Sampling procedures for the Sonia Road Landfill site are described in the Sampling and Analysis Plan (SAP). Dedicated and disposable sampling equipment was used whenever possible in accordance with the SAP. All nondisposable equipment was decontaminated before first use on-site and between uses in accordance with the procedures described in the SAP. The following sections provide brief discussions of the procedures used during groundwater level measurements, organic vapor and combustible gas monitoring, groundwater sampling and sample analysis.

3.1 Groundwater Level Measurement

Prior to collecting the groundwater samples, synoptic water level measurements were obtained from all 35 monitoring wells for determination of groundwater elevations and groundwater flow direction. Groundwater level measurements were obtained from a survey measuring point on each well using an electronic water level indicator to an accuracy of 0.01 foot. A discussion of the groundwater level measurement results and groundwater flow direction is provided in Section 6.0.

3.2 Groundwater Sampling

Prior to collection of each groundwater sample, 3 to 5 well volumes were purged from the well. Well purging was accomplished by first measuring the static water level in the well and calculating the standing water volume. A decontaminated submersible pump was used to purge each well.

During the purging process, field parameters (pH, specific conductance, temperature, oxidation-reduction potential (ORP), dissolved oxygen and turbidity) were monitored and recorded. When the values of the field parameters, except turbidity, equilibrated within 10% based on the last two readings, the turbidity of the groundwater was less than 50 Nephelometric

Turbidity Units (NTUs) and at least three well volumes had been removed, well purging was considered complete.

Groundwater samples were collected using new, dedicated, disposable polyethylene bailers and polypropylene rope. Samples were collected immediately after purging. Filled sample bottles were stored in ice-filled coolers with the chain-of-custody forms and delivered on the day of collection to H2M Laboratories, Inc. for analysis. H2M Laboratories, Inc. is approved by the New York State Department of Health under the Environmental Laboratory Approval Program (ELAP) for the analyses performed.

Appropriate quality assurance/quality control (QA/QC) samples, which included field blanks, matrix spike and matrix spike duplicate (MS/MSD) sets and blind duplicates, were collected in accordance with the SAP. Trip blank samples accompanied all laboratory coolers.

Purge water from all on-site wells and all wells immediately adjacent to the landfill property was disposed directly into the nearest landfill capping system drainage swale. Purge water generated from off-site well clusters 11 and 12 was pumped into a tank truck, transported to the landfill and discharged into the landfill's on-site Recharge Basin 1 in accordance with the SAP.

Analytical results are summarized in Appendix A and are discussed in Section 4.2. Field forms for the fourth quarter 2006 sampling event, including field observation logs and daily equipment calibration logs, are contained in Appendices B-1 and B-2, respectively, and the chain-of-custody forms are provided in Appendix C.

3.3 Organic Vapor and Combustible Gas Monitoring


Total organic vapor and combustible gas measurements were collected in all 35 monitoring wells. Organic vapors were measured using a photoionization detector (PID). Combustible gas was measured using a portable multi-gas meter. Gas monitoring results represent headspace measurements collected during the synoptic groundwater level

measurements. The results of the organic vapor and combustible gas monitoring are provided in Section 4.3.

3.4 Analytical Parameters

Groundwater samples collected during the fourth quarter 2006 sampling event were analyzed for 6 NYCRR Part 360 Baseline Parameters, including leachate indicators, inorganic parameters and volatile organic compounds (VOCs). Samples were analyzed in accordance with SW-846 methods as specified in the NYCRR Part 360 regulations. The analytical results for the groundwater samples are discussed in Section 4.2.

Section 4



4.0 ANALYTICAL RESULTS

4.1 Field Parameters

Table 4-1 provides a summary of the final field parameter values and field data measured for the fourth quarter 2006 sampling event.

4.2 Groundwater Samples

The fourth quarter 2006 analytical results for the groundwater samples, compared to NYSDEC Class GA groundwater standards and guidance values and to previous sample results, are provided in Appendices A-1 (leachate indicator parameters), A-2 (inorganic parameters) and A-3 (VOCs). Appendix A-4 contains historical trend graphs for alkalinity, iron plus manganese, total dissolved solids and specific conductivity from selected upgradient and downgradient monitoring wells.

4.2.1 Leachate Indicators

The results of the leachate indicators for the groundwater samples are presented in Appendix A-1. As shown in the results table in Appendix A-1, three leachate indicator parameters, ammonia, bromide and chloride, were detected at concentrations exceeding Class GA standards in 8 of the 22 wells sampled during the fourth quarter 2006 sampling event. The remaining 14 wells did not contain any leachate indicator parameters at concentrations exceeding Class GA groundwater standards or guidance values. The leachate indicators that exceeded the Class GA standards are discussed below.

Ammonia

The groundwater standard for ammonia (2 milligrams per liter [mg/l]) was exceeded in

Table 4-1

**SONIA ROAD LANDFILL
POST CLOSURE GROUNDWATER MONITORING PROGRAM
SUMMARY OF FINAL FIELD PARAMETER RESULTS AND FIELD DATA –
FOURTH QUARTER 2006**

Monitoring Well	pH	Temperature (°C)	Specific Conductance (mS/cm)	Turbidity (NTU)	DO (mg/l)	Eh (mV)	Organic Vapor Screening and Combustible Gas Reading	
							PID (ppm)	% LEL
MW-01D	6.00	14.00	5.44	0.0	0.0	41	0.0	0
MW-01I	6.37	14.01	0.169	0.0	4.11	26	0.0	0
MW-01S	6.67	16.09	1.24	0.0	4.10	-2	0.0	0
MW-02D	6.23	16.19	0.106	12.9	10.20	51	0.0	0
MW-02I	6.40	16.32	0.265	11.2	2.47	47	0.0	0
MW-03D	NS	NS	NS	NS	NS	NS	0.0	0
MW-03I	NS	NS	NS	NS	NS	NS	0.0	0
MW-03S	7.32	18.51	0.730	9.8	9.27	-96	0.0	0
MW-04D	7.14	15.11	0.246	21	6.13	-73	0.0	0
MW-04I	7.13	15.48	0.348	3.3	3.01	109	0.0	0
MW-04S	6.88	16.68	0.935	6.9	1.40	98	0.0	0
MW-05D	6.35	15.01	0.596	0.0	4.77	98	0.0	0
MW-05I	7.21	15.30	0.447	22.1	4.46	-92	0.0	0
MW-05S	6.96	19.31	1.13	0.0	4.31	91	0.0	0
MW-06D	6.62	15.35	0.147	0.0	3.01	19	0.0	0
MW-06I	6.69	16.71	0.317	0.0	5.11	16	0.0	0
MW-06S	7.09	21.87	0.793	8.8	0.50	-108	0.0	0
MW-07D	NS	NS	NS	NS	NS	NS	0.0	0
MW-07I	6.41	15.42	0.278	0.0	7.11	83	0.0	0
MW-07S	NS	NS	NS	NS	NS	NS	0.0	0
MW-10D	NS	NS	NS	NS	NS	NS	0.0	0
MW-10I	NS	NS	NS	NS	NS	NS	0.0	0
MW-10S	NS	NS	NS	NS	NS	NS	0.0	0
MW-11D	5.73	13.29	0.172	42.3	9.41	179	0.0	0
MW-11I	7.18	13.84	0.090	0.0	9.39	130	0.0	0
MW-11S	7.57	15.14	0.487	0.0	4.81	118	0.0	0
MW-12D	6.10	13.45	0.092	0.0	7.40	175	0.0	0
MW-12I	6.80	13.70	0.190	0.0	10.01	146	0.0	0
MW-12S	7.09	15.71	0.330	0.0	2.99	130	0.0	0
MW-13D	NS	NS	NS	NS	NS	NS	0.0	0
MW-13I	NS	NS	NS	NS	NS	NS	0.0	0
MW-13S	NS	NS	NS	NS	NS	NS	0.0	0
MW-14D	NS	NS	NS	NS	NS	NS	0.0	0
MW-14I	NS	NS	NS	NS	NS	NS	0.0	0
MW-14S	NS	NS	NS	NS	NS	NS	0.0	0

Notes:

- | | | | |
|------|-------------------------------|--------|-------------------------------|
| ppm: | parts per million | °C: | Degrees Celsius |
| PID: | Photoionization Detector | mS/cm: | Millisiemens per centimeter |
| LEL: | Lower Explosive Limit | NTU: | Nephelometric Turbidity Units |
| mV: | Millivolt | DO: | Dissolved oxygen |
| ORP: | Oxidation-reduction potential | mg/l: | Milligrams per liter |
| | | NS: | Not sampled |

Final field parameter readings were measured upon completion of sample collection.

six (6) wells (MW-03S, MW-04S, MW-05S, MW-06S, MW-06I and MW-12I). Ammonia concentrations in these wells ranged from 2.60 mg/l in well MW-03S to 6.24 mg/l in well MW-05S.

Bromide

The guidance value for bromide (2 mg/l) was exceeded in 2 wells (MW-05S and MW-06D), with concentrations of 2.3 mg/l and 3.1 mg/l, respectively.

Chloride

The groundwater standard for chloride (250 mg/l) was exceeded in MW-01D, which contained a chloride concentration of 1,510 mg/l.

4.2.2 Historical Leachate Indicators

A comparison of the leachate indicator results in the 22 wells sampled between the fourth quarter 2006 and the third quarter 2006 sampling events is provided below. Concentration trends and exceedances for each well are summarized in Table 4-2. Historical data for leachate indicator parameters are summarized in Appendix A-1.

Alkalinity

Five (5) of the 22 wells sampled showed an increase (defined as a change of at least 20% compared to the previous result) in alkalinity concentrations. The wells that showed an increase are MW-01D, MW-02I, MW-11D, MW-12S and MW-12I. Six (6) wells (MW-04I, MW-05I, MW-06S, MW-06I, MW-11I and MW-12D) showed a decrease (defined as a change of at least 20% compared to the previous result) in alkalinity concentrations. The remaining 11 wells were consistent (defined as within 20% of the previous result).

Table 4-2


**SONIA ROAD LANDFILL
POST CLOSURE GROUNDWATER MONITORING PROGRAM
SUMMARY OF CONCENTRATION TRENDS FOR LEACHATE INDICATOR PARAMETERS – FOURTH QUARTER 2006**

Well	Location	Alkalinity	Ammonia	Biochemical Oxygen Demand	Bromide	Chemical Oxygen Demand	Chloride	Hardness	Nitrate	Total Phenols	Sulfate	Total Organic Carbon	Total Dissolved Solids	Total Kjeldahl Nitrogen
MW-01S	Upgradient	C	I	C	I	I	C	I	I	C	I	C	I	I
MW-01I	Upgradient	C	C	C	C	C	C	C	I	C	I	C	C	C
MW-01D	Upgradient	I	C	C	C	C	C	I	D	C	I	I	I	I
MW-02I	Upgradient	I	I	C	I	C	I	C	C	C	D	C	C	I
MW-02D	Upgradient	C	C	C	I	C	C	C	D	C	C	C	D	D
MW-03S	Downgradient	C	C	D	I	I	C	C	C	C	I	C	D	C
MW-04S	Downgradient	C	C	C	D	D	C	C	C	C	C	C	C	C
MW-04I	Downgradient	D	D	C	D	C	D	D	C	C	D	D	D	D
MW-04D	Downgradient	C	C	C	C	C	D	C	C	C	D	C	D	I
MW-05S	Downgradient	C	D	C	D	D	C	C	D	C	C	C	C	C
MW-05I	Downgradient	D	D	D	C	C	D	D	C	C	D	D	D	D
MW-05D	Downgradient	C	C	C	C	C	C	C	D	C	I	C	C	C
MW-06S	Sidegradient	D	C	C	C	D	C	C	I	C	D	D	D	C
MW-06I	Sidegradient	D	C	C	C	C	I	D	I	C	C	D	I	I
MW-06D	Sidegradient	C	I	D	D	C	C	I	I	C	C	D	D	I
MW-07I	Upgradient	C	D	C	D	C	C	D	D	C	D	D	D	D
MW-11S	Upgradient	C	I	C	I	I	D	D	D	C	D	D	D	I
MW-11I	Upgradient	D	I	C	I	C	D	D	D	C	C	C	C	D
MW-11D	Upgradient	I	C	C	C	C	C	C	I	C	C	C	I	D
MW-12S	Upgradient	I	C	C	I	C	I	I	C	C	C	I	C	I
MW-12I	Upgradient	I	I	I	I	C	C	D	I	C	D	C	C	I
MW-12D	Upgradient	D	C	C	I	I	C	C	I	C	D	C	C	I

Key: I = Increasing greater than 20%

D = Decreasing greater than 20%

C = Consistent within 20%

 Parameter exceeds standard/guidance value during the current sampling event.

Ammonia

Six (6) wells (MW-01S, MW-02I, MW-06D, MW-11S, MW-11I and MW-12I) showed increasing concentrations of ammonia. Four (4) wells (MW-04I, MW-05S, MW-05I and MW-07I) showed decreasing concentrations. The remaining 12 wells were consistent.

Biochemical Oxygen Demand

Well MW-12I showed an increasing concentration of biochemical oxygen demand. Three (3) wells (MW-03S, MW-05I and MW-06D) showed decreasing concentrations. The remaining 18 wells were consistent.

Bromide

Nine (9) wells (MW-01S, MW-02I, MW-02D, MW-03S, MW-11S, MW-11I, MW-12S, MW-12I and MW-12D) showed increasing bromide concentrations. Five (5) wells (MW-04S, MW-04I, MW-05S, MW-06D and MW-07I) showed decreasing concentrations. The remaining 8 wells were consistent.

Chemical Oxygen Demand

Four (4) wells (MW-01S, MW-03S, MW-11S and MW-12D) showed increasing concentrations of chemical oxygen demand. Three (3) wells (MW-04S, MW-05S and MW-06S) showed decreasing concentrations. The remaining 15 wells were consistent.

Chloride

Three (3) wells (MW-02I, MW-06I and MW-12S) showed increasing chloride concentrations. Five (5) wells (MW-04I, MW-04D, MW-05I, MW-11S and MW-11I) showed decreasing concentrations. The remaining 14 wells were consistent.

Hardness

Four (4) wells (MW-01S, MW-01D, MW-06D and MW-12S) showed increasing hardness concentrations. Seven (7) wells (MW-04I, MW-05I, MW-06I, MW-07I, MW-11S, MW-11I and MW-12I) showed decreasing concentrations. The remaining 11 wells were consistent.

Nitrate

Eight (8) wells (MW-01S, MW-01I, MW-06S, MW-06I, MW-06D, MW-11D, MW-12I, and MW-12D) showed increasing nitrate concentrations. Seven (7) wells (MW-01D, MW-02D, MW-05S, MW-05D, MW-07I, MW-11S and MW-11I) showed decreasing concentrations. The remaining 7 wells were consistent.

Total Phenols

All sampled wells were consistent.

Sulfate

Five (5) wells (MW-01S, MW-01I, MW-01D, MW-03S and MW-05D) showed increasing sulfate concentrations. Nine (9) wells (MW-02I, MW-04I, MW-04D, MW-05I, MW-06S, MW-07I, MW-11S, MW-12I and MW-12D) showed decreasing concentrations. The remaining 8 wells were consistent.

Total Organic Carbon

Two (2) wells (MW-01D and MW-12S) showed increasing concentrations of total organic carbon. Seven (7) wells (MW-04I, MW-05I, MW-06S, MW-06I, MW-06D, MW-07I and MW-11S) showed decreasing concentrations. The remaining 13 wells were consistent.

Total Dissolved Solids

Four (4) wells (MW-01S, MW-01D, MW-06I and MW-11D) showed increasing concentrations of total dissolved solids. Nine (9) wells (MW-02D, MW-03S, MW-04I, MW-04D, MW-05I, MW-06S, MW-06D, MW-07I and MW-11S) showed decreasing concentrations. The remaining 9 wells were consistent.

Total Kjeldahl Nitrogen

Ten (10) wells (MW-01S, MW-01D, MW-02I, MW-04D, MW-06I, MW-06D, MW-11S, MW-12S, MW-12I and MW-12D) showed increasing concentrations of total kjeldahl nitrogen. Six (6) wells (MW-02D, MW-04I, MW-05I, MW-07I, MW-11I and MW-11D) showed decreasing concentrations. The remaining 6 wells were consistent.

4.2.3 Inorganic Parameters

The results of the inorganic parameters for the groundwater samples are presented in Appendix A-2. As shown by the fourth quarter 2006 analytical results, iron, manganese and sodium were detected at concentrations above the Class GA groundwater standards. The following provides a discussion of these exceedances.

Iron

Eleven (11) wells (MW-01S, MW-03S, MW-04S, MW-04I, MW-04D, MW-05S, MW-05I, MW-06S, MW-06I, MW-06D and MW-11D) exceeded the groundwater standard of 300 micrograms per liter (ug/l) for iron. Iron concentrations for these wells with exceedances ranged from 1,600 ug/l in well MW-11D to 44,600 ug/l in well MW-05S.

Manganese

Eighteen (18) wells (MW-01S, MW-01I, MW-01D, MW-03S, MW-04S, MW-04I, MW-04D, MW-05S, MW-05I, MW-05D, MW-06S, MW-06I, MW-06D, MW-07I, MW-11S, MW-11I, MW-11D and MW-12I) exceeded the groundwater standard of 300 ug/l for manganese. Manganese concentrations for these wells with exceedances ranged from 310 ug/l in well MW-01D to 16,400 ug/l in well MW-05D.

Sodium

Eleven (11) wells (MW-01S, MW-01D, MW-03S, MW-04S, MW-05S, MW-05I, MW-05D, MW-06S, MW-07I, MW-11S and MW-12S) exceeded the groundwater standard of 20,000 ug/l for sodium. Sodium concentrations for these wells with exceedances ranged from 20,100 ug/l in well MW-06S to 965,000 ug/l in MW-01D.

4.2.4 Historical Inorganic Parameters

A comparison of the inorganic parameter results in the 22 wells sampled between the fourth quarter 2006 and the third quarter 2006 sampling events is provided below. For those parameters which were not included in the Part 360 Routine (third quarter 2006) sample event but included in the Baseline (fourth quarter 2006) sample event, the comparison is made to the previous Part 360 Baseline sampling event (first quarter 2005). Concentration trends and exceedances for each well are summarized in Table 4-3. Historical data for inorganic parameters are summarized in Appendix A-2.

Aluminum

Well MW-11D showed an increase in aluminum concentration. Nineteen (19) wells (MW-01S, MW-01I, MW-02I, MW-03S, MW-04S, MW-04I, MW-04D, MW-05S, MW-05I, MW-05D, MW-06S, MW-06I, MW-06D, MW-07I, MW-11S, MW-11I, MW-12S, MW-12I and MW-12D) showed decreasing concentrations. The remaining 2 wells were consistent.

Table 4-3

**SONIA ROAD LANDFILL
POST CLOSURE GROUNDWATER MONITORING PROGRAM
SUMMARY OF CONCENTRATION TRENDS FOR INORGANIC PARAMETERS – FOURTH QUARTER 2006**

Well	Location	Aluminum	Antimony	Arsenic	Barium	Beryllium	Boron	Cadmium	Calcium	Hexavalent Chromium
MW-01S	Upgradient	D	C	C	I	C	C	C	I	C
MW-01I	Upgradient	D	C	C	C	C	C	C	C	C
MW-01D	Upgradient	C	C	C	C	I	D	C	I	C
MW-02I	Upgradient	D	C	C	C	D	I	C	I	C
MW-02D	Upgradient	C	C	C	D	C	D	D	C	C
MW-03S	Downgradient	D	C	D	C	C	C	C	C	C
MW-04S	Downgradient	D	C	D	I	C	D	C	C	C
MW-04I	Downgradient	D	C	D	D	C	D	C	D	C
MW-04D	Downgradient	D	C	C	D	D	D	C	C	C
MW-05S	Downgradient	D	C	C	I	D	I	C	C	C
MW-05I	Downgradient	D	C	I	D	C	D	C	D	C
MW-05D	Downgradient	D	I	C	I	C	I	C	C	C
MW-06S	Sidegradient	D	C	C	I	C	I	C	D	C
MW-06I	Sidegradient	D	C	C	I	C	I	C	C	C
MW-06D	Sidegradient	D	C	D	C	D	I	C	C	C
MW-07I	Upgradient	D	C	C	C	C	C	C	D	C
MW-11S	Upgradient	D	C	C	C	I	D	C	D	C
MW-11I	Upgradient	D	C	C	D	C	D	C	D	C
MW-11D	Upgradient	I	C	C	C	D	D	C	I	C
MW-12S	Upgradient	D	C	C	D	C	C	C	I	C
MW-12I	Upgradient	D	C	C	D	C	I	C	D	C
MW-12D	Upgradient	D	C	C	C	C	D	C	C	C

Key: I = Increase greater than 20%
D = Decrease greater than 20%
C = Consistent within 20%


 Parameter exceeds standard/guidance value during the current sampling event.

Table 4-3 (continued)

**SONIA ROAD LANDFILL
POST CLOSURE GROUNDWATER MONITORING PROGRAM
SUMMARY OF CONCENTRATION TRENDS FOR INORGANIC PARAMETERS – FOURTH QUARTER 2006**

Well	Location	Total Chromium	Cobalt	Copper	Iron	Lead	Magnesium	Manganese	Mercury
MW-01S	Upgradient	D	C	I	C	C	I	I	C
MW-01I	Upgradient	D	I	D	D	C	C	C	C
MW-01D	Upgradient	I	I	I	I	C	I	I	C
MW-02I	Upgradient	I	C	D	I	C	C	C	C
MW-02D	Upgradient	I	C	I	I	C	C	I	C
MW-03S	Downgradient	C	C	I	C	C	C	C	C
MW-04S	Downgradient	I	C	I	C	C	C	C	C
MW-04I	Downgradient	I	C	I	D	C	D	D	C
MW-04D	Downgradient	I	D	I	C	C	C	C	C
MW-05S	Downgradient	I	D	I	C	C	C	D	C
MW-05I	Downgradient	I	C	I	D	C	D	C	C
MW-05D	Downgradient	I	I	I	I	C	C	C	C
MW-06S	Sidegradient	I	D	I	C	D	C	D	C
MW-06I	Sidegradient	I	I	D	C	C	C	C	C
MW-06D	Sidegradient	D	C	C	C	C	C	C	C
MW-07I	Upgradient	D	C	I	D	C	D	D	C
MW-11S	Upgradient	D	D	D	D	C	D	I	C
MW-11I	Upgradient	D	D	D	I	C	C	D	C
MW-11D	Upgradient	D	C	I	I	I	I	I	C
MW-12S	Upgradient	D	C	D	D	C	I	D	C
MW-12I	Upgradient	D	C	D	I	C	D	D	C
MW-12D	Upgradient	D	C	C	I	C	I	I	C

Key: I = Increase greater than 20%
D = Decrease greater than 20%
C = Consistent within 20%



 Parameter exceeds standard/guidance value during the current sampling event.

Table 4-3 (continued)

**SONIA ROAD LANDFILL
POST CLOSURE GROUNDWATER MONITORING PROGRAM
SUMMARY OF CONCENTRATION TRENDS FOR INORGANIC PARAMETERS – FOURTH QUARTER 2006**

Well	Location	Nickel	Potassium	Selenium	Silver	Sodium	Thallium	Vanadium	Zinc	Cyanide
MW-01S	Upgradient	D	I	C	C	I	C	C	D	C
MW-01I	Upgradient	C	D	C	D	C	C	C	D	C
MW-01D	Upgradient	C	I	I	C	I	D	C	C	I
MW-02I	Upgradient	C	C	C	C	C	C	C	D	C
MW-02D	Upgradient	C	D	C	C	C	C	C	C	C
MW-03S	Downgradient	I	C	C	C	C	C	I	C	C
MW-04S	Downgradient	D	C	C	C	C	C	C	C	C
MW-04I	Downgradient	C	D	C	I	D	C	C	C	C
MW-04D	Downgradient	D	C	C	C	C	D	C	C	C
MW-05S	Downgradient	D	C	C	I	C	C	C	D	C
MW-05I	Downgradient	C	D	C	C	D	C	C	C	C
MW-05D	Downgradient	I	C	C	D	I	I	C	I	C
MW-06S	Sidegradient	D	C	C	D	C	C	C	I	C
MW-06I	Sidegradient	D	C	C	D	C	C	C	D	C
MW-06D	Sidegradient	C	D	D	D	C	C	C	D	C
MW-07I	Upgradient	C	D	C	C	C	C	C	C	C
MW-11S	Upgradient	D	D	C	C	D	C	C	C	C
MW-11I	Upgradient	D	D	C	C	D	C	C	I	C
MW-11D	Upgradient	I	C	C	D	C	C	I	D	C
MW-12S	Upgradient	D	D	C	C	C	C	C	C	C
MW-12I	Upgradient	D	C	C	C	C	C	D	D	C
MW-12D	Upgradient	C	D	C	C	C	C	C	D	C

Key: I = Increase greater than 20%
D = Decrease greater than 20%
C = Consistent within 20%

 Parameter exceeds standard/guidance value during the current sampling event.

Antimony

Well MW-05D showed an increase in antimony concentration. The remaining 21 wells were consistent.

Arsenic

Well MW-05I showed an increase in arsenic concentration. Four (4) wells (MW-03S, MW-04S, MW-04I and MW-06D) showed decreasing concentrations. The remaining 17 wells were consistent.

Barium

Six (6) wells (MW-01S, MW-04S, MW-05S, MW-05D, MW-06S and MW-06I) showed increasing barium concentrations. Seven (7) wells (MW-02D, MW-04I, MW-04D, MW-05I, MW-11I, MW-12S and MW-12I) showed decreasing concentrations. The remaining 9 wells were consistent.

Beryllium

Two (2) wells (MW-01D and MW-11S) showed increasing beryllium concentrations. Five (5) wells (MW-02I, MW-04D, MW-05S, MW-06D and MW-11D) showed decreasing concentrations. The remaining 15 wells were consistent.

Boron

Seven (7) wells (MW-02I, MW-05S, MW-05D, MW-06S, MW-06I, MW-06D and MW-12I) showed increasing boron concentrations. Ten (10) wells (MW-01D, MW-02D, MW-04S, MW-04I, MW-04D, MW-05I, MW-11S, MW-11I, MW-11D and MW-12D) showed decreasing concentrations. The remaining 5 wells were consistent.

Cadmium

Well MW-02D showed a decrease in cadmium concentration. The remaining 21 wells were consistent.

Calcium

Five (5) wells (MW-01S, MW-01D, MW-02I, MW-11D and MW-12S) showed increasing calcium concentrations. Seven (7) wells (MW-04I, MW-05I, MW-06S, MW-07I, MW-11S, MW-11I and MW-12I) showed decreasing concentrations. The remaining 10 wells were consistent.

Hexavalent Chromium

All sampled wells were consistent.

Total Chromium

Eleven (11) wells (MW-01D, MW-02I, MW-02D, MW-04S, MW-04I, MW-04D, MW-05S, MW-05I, MW-05D, MW-06S and MW-06I) showed increasing total chromium concentrations. Ten (10) wells (MW-01S, MW-01I, MW-06D, MW-07I, MW-11S, MW-11I, MW-11D, MW-12S, MW-12I and MW-12D) showed decreasing concentrations. The remaining well was consistent.

Cobalt

Four (4) wells (MW-01I, MW-01D, MW-05D and MW-06I) showed increasing cobalt concentrations. Five (5) wells (MW-04D, MW-05S, MW-06S, MW-11S and MW-11I) showed decreasing concentrations. The remaining 13 wells were consistent.

Copper

Thirteen (13) wells (MW-01S, MW-01D, MW-02D, MW-03S, MW-04S, MW-04I, MW-04D, MW-05S, MW-05I, MW-05D, MW-06S, MW-07I and MW-11D) showed increasing copper concentrations. Seven (7) wells (MW-01I, MW-02I, MW-06I, MW-11S, MW-11I, MW-12S and MW-12I) showed decreasing concentrations. The remaining 2 wells were consistent.

Iron

Eight (8) wells (MW-01D, MW-02I, MW-02D, MW-05D, MW-11I, MW-11D, MW-12I and MW-12D) showed increasing iron concentrations. Six (6) wells (MW-01I, MW-04I, MW-05I, MW-07I, MW-11S and MW-12S) showed decreasing concentrations. The remaining 8 wells were consistent.

Lead

Well MW-11D showed an increase in lead concentration and well MW-06S showed a decrease in concentration. The remaining 20 wells were consistent.

Magnesium

Five (5) wells (MW-01S, MW-01D, MW-11D, MW-12S and MW-12D) showed increasing magnesium concentrations. Five (5) wells (MW-04I, MW-05I, MW-07I, MW-11S and MW-12I) showed decreasing concentrations. The remaining 12 wells were consistent.

Manganese

Six (6) wells (MW-01S, MW-01D, MW-02D, MW-11S, MW-11D and MW-12D) showed increasing manganese concentrations. Seven (7) wells (MW-04I, MW-05S, MW-06S,

MW-07I, MW-11I, MW-12S and MW-12I) showed decreasing concentrations. The remaining 9 wells were consistent.

Mercury

All sampled wells were consistent.

Nickel

Three (3) wells (MW-03S, MW-05D and MW-11D) showed increasing nickel concentrations. Ten (10) wells (MW-01S, MW-04S, MW-04D, MW-05S, MW-06S, MW-06I, MW-11S, MW-11I, MW-12S and MW-12I) showed decreasing concentrations. The remaining 9 wells were consistent.

Potassium

Two (2) wells (MW-01S and MW-01D) showed increasing potassium concentrations. Ten (10) wells (MW-01I, MW-02D, MW-04I, MW-05I, MW-06D, MW-07I, MW-11S, MW-11I, MW-12S and MW-12D) showed decreasing concentrations. The remaining 10 wells were consistent.

Selenium

Well MW-01D showed an increase in selenium concentration and well MW-06D showed a decrease in concentration. The remaining 20 wells were consistent.

Silver

Two (2) wells (MW-04I and MW-05S) showed increasing silver concentrations. Six (6) wells (MW-01I, MW-05D, MW-06S, MW-06I, MW-06D and MW-11D) showed decreasing concentrations. The remaining 14 wells were consistent.

Sodium

Three (3) wells (MW-01S, MW-01D and MW-05D) showed increasing sodium concentrations. Four (4) wells (MW-04I, MW-05I, MW-11S and MW-11I) showed decreasing concentrations. The remaining 15 wells were consistent.

Thallium

Well MW-05D showed an increase in thallium concentration. Two (2) wells (MW-01D and MW-04D) showed decreasing concentrations. The remaining 19 wells were consistent.

Vanadium

Two (2) wells (MW-03S and MW-11D) showed increasing vanadium concentrations and well MW-12I showed a decrease in concentration. The remaining 19 wells were consistent.

Zinc

Three (3) wells (MW-05D, MW-06S and MW-11I) showed increasing zinc concentrations. Nine (9) wells (MW-01S, MW-01I, MW-02I, MW-05S, MW-06I, MW-06D, MW-11D, MW-12I and MW-12D) showed decreasing concentrations. The remaining 10 wells were consistent.

Cyanide

Well MW-01D showed an increase in cyanide concentration. The remaining 21 wells were consistent.

In order to evaluate changes in groundwater, historical results for alkalinity, iron plus manganese, total dissolved solids and specific conductivity were graphed for the shallow,

intermediate and deep zones for upgradient well clusters 1 and 11, and downgradient well clusters 4 and 5. These parameters were selected as possible indicators of landfill impacts to groundwater. These graphs are included in Appendix A-4.


4.2.5 Volatile Organic Compounds

The results of the volatile organic compounds (VOCs) are provided in Appendix A-3. The fourth quarter 2006 VOC results showed that 1 of the 22 wells sampled contained only one VOC at a concentration exceeding Class GA groundwater standards or guidance values. Well MW-12I contained 1,4-dichlorobenzene at a concentration of 4 ug/l, which slightly exceeded its Class GA groundwater standard of 3 ug/l. Similar to the previous Baseline sampling event (first quarter 2005), the fourth quarter 2006 results showed only one well that contained any VOCs at concentrations exceeding the groundwater standards and guidance values. At that time, monitoring well MW-04I showed an exceedance of the groundwater standard of 5 ug/l for chloroethane, with a detected concentration of 10 ug/l.

4.3 Organic Vapor and Combustible Gas Monitoring

The results of the organic vapor and combustible gas monitoring are presented in Table 4-1. The results measured by the photoionization detector (PID) show nondetectable readings in all 35 wells. All 35 wells showed a combustible gas reading of 0% of the lower explosive limit (LEL).

Section 5



5.0 DATA VALIDATION

Twenty-two (22) groundwater samples, two blind duplicates, two matrix spike/matrix spike duplicate (MS/MSD) sets, two field blanks and four trip blanks were collected as part of the November 2006 Post Closure Groundwater Monitoring Program sampling event for the Sonia Road Landfill. All samples were analyzed for Baseline Parameters as listed in 6 NYCRR Part 360, with the exception of the trip blanks which were analyzed for VOCs only. Sample analysis was performed by H2M Laboratories, a contractor to the IRRA, in accordance with SW-846 methods as specified in the Part 360 regulations. H2M Laboratories is approved under the New York State Department of Health Environmental Laboratory Approval Program (ELAP) for the analyses performed.

The data packages submitted by H2M Laboratories were reviewed for completeness and compliance with the analytical methods. All of the quality assurance/quality control (QA/QC) samples (calibrations, spikes, duplicates and blanks), as well as 20% of the analytical results, were reviewed yielding a “20% validation” in conformance with the Sampling and Analysis Plan. The samples reviewed for calculation and transcription errors were MW-01D, MW-04D, MW-05S, MW-07I and MW-12D. The findings of the review process are summarized below.


All samples were analyzed within the method specified holding times, with the exception of mercury. Due to a laboratory oversight, mercury was not initially analyzed. At the request of the IRRA, the laboratory was instructed to analyze the samples for mercury outside of holding time. Since the mercury results were consistent with historical results, qualification of the sample results was not required. All QA/QC requirements (calibrations, MS/MSDs, duplicates and blanks) were met.

Blind duplicates were collected from wells MW-02I (Blind Duplicate No. 1) and MW-06D (Blind Duplicate No. 2), and the results were comparable between the samples and the duplicates. Spike and duplicates were analyzed on samples collected from wells MW-02D and MW-07I. All spike recoveries and RPDs for the duplicates were within QC limits.

No problems were found with the data packages. All results are deemed valid and usable for environmental assessment purposes.

Completed data validation forms for the fourth quarter 2006 sampling event are provided in Appendix D.

Section 6



6.0 GROUNDWATER LEVEL MEASUREMENTS AND FLOW DIRECTION

Groundwater level measurements were obtained on November 28, 2006, from the 22 monitoring wells included in the Post Closure Groundwater Monitoring Program and the 13 additional wells not sampled as part of this program. The depth to water measurements, measuring point elevations and calculated groundwater elevations for the 35 monitoring wells are presented in Table 6-1.

Water level data from November 28, 2006 were used to construct groundwater elevation contour maps for the shallow (water table), intermediate and deep Upper Glacial aquifer wells at and in the immediate vicinity of the Sonia Road Landfill. Water table and potentiometric surface (for the intermediate and deep wells) elevation contour maps are presented on Figures 6-1, 6-2 and 6-3, respectively. Groundwater flow within the zones screened by the shallow, intermediate and deep wells is toward the southeast in the vicinity of the landfill. This groundwater flow direction is consistent with historical data for the site.

Table 6-1

**SONIA ROAD LANDFILL
POST CLOSURE GROUNDWATER MONITORING PROGRAM
MONITORING WELL GROUNDWATER ELEVATION
MEASUREMENTS - FOURTH QUARTER 2006
NOVEMBER 28, 2006**

Monitoring Well No.	Measuring Point Elevation (feet amsl)	Depth to Water from Measuring Point (feet)	Groundwater Elevation (feet amsl)
MW-01D	64.53	11.98	52.55
MW-01I	65.36	12.81	52.55
MW-01S	66.01	13.48	52.53
MW-02D	78.43	26.83	51.60
MW-02I	78.24	26.60	51.64
MW-02S*	ABANDONED		--
MW-03D	70.50	20.13	50.37
MW-03I	70.77	20.15	50.62
MW-03S	70.76	20.15	50.61
MW-04D	69.03	19.76	49.27
MW-04I	69.31	20.11	49.20
MW-04S	71.10	21.84	49.26
MW-05D	70.96	20.59	50.37
MW-05I	70.26	20.52	49.74
MW-05S	70.28	20.55	49.73
MW-06D	75.02	25.13	49.89
MW-06I	74.52	24.63	49.89
MW-06S	74.45	24.53	49.92
MW-07D	75.04	24.07	50.97
MW-07I	73.43	22.46	50.97
MW-07S	72.83	21.84	50.99
MW-10D	56.34	3.80	52.54
MW-10I	56.16	3.60	52.56
MW-10S	56.65	3.79	52.86

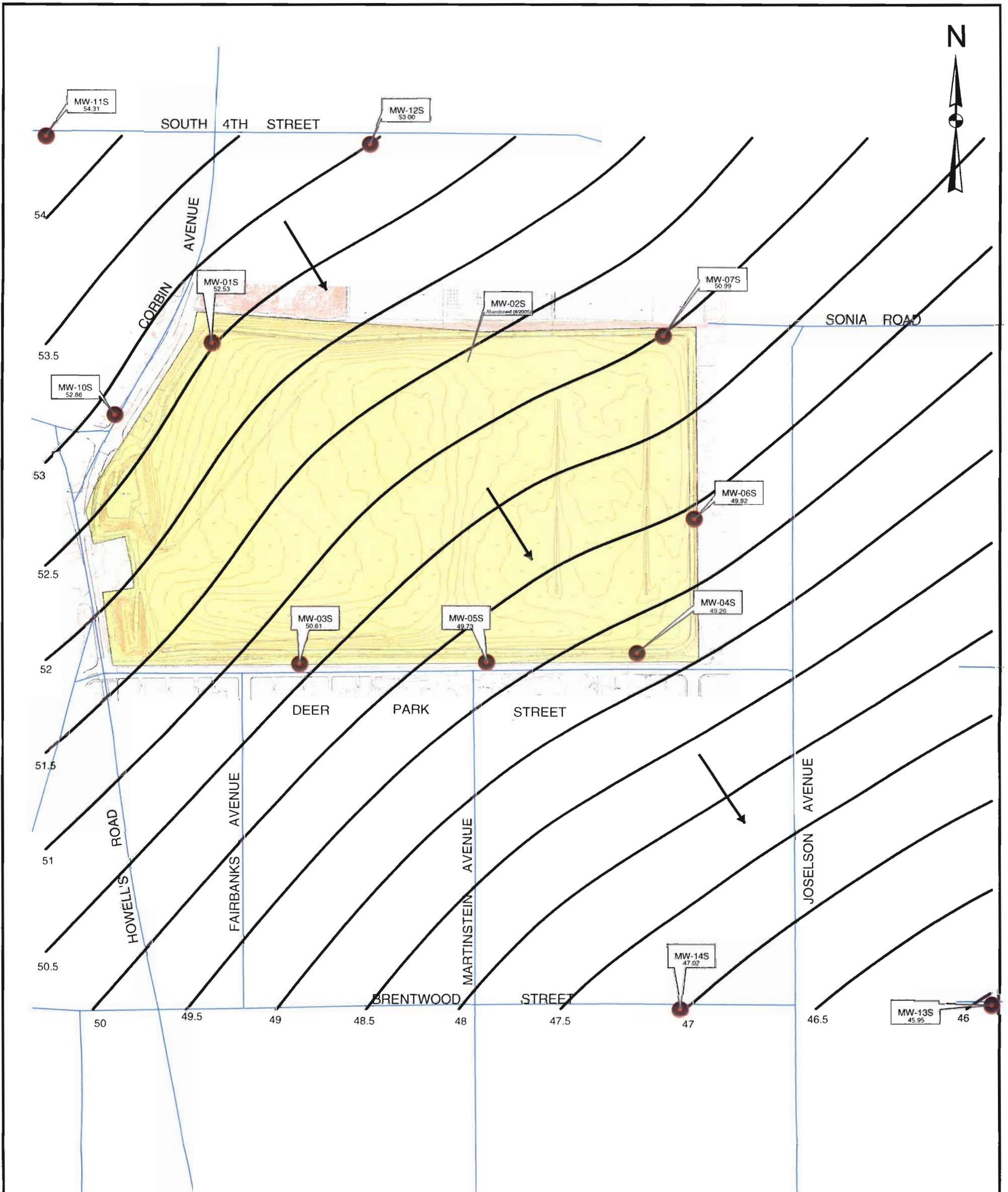
Table 6-1 (continued)

**SONIA ROAD LANDFILL
POST CLOSURE GROUNDWATER MONITORING PROGRAM
MONITORING WELL GROUNDWATER ELEVATION
MEASUREMENTS - FOURTH QUARTER 2006
NOVEMBER 28, 2006**



Monitoring Well No.	Measuring Point Elevation (feet amsl)	Depth to Water from Measuring Point (feet)	Groundwater Elevation (feet amsl)
MW-11D	60.19	5.63	54.56
MW-11I	60.38	6.09	54.29
MW-11S	59.87	5.56	54.31
MW-12D	58.61	5.62	52.99
MW-12I	58.92	5.92	53.00
MW-12S	58.79	5.79	53.00
MW-13D	70.37	24.39	45.98
MW-13I	70.30	24.36	45.94
MW-13S	70.51	24.56	45.95
MW-14D	64.58	17.49	47.09
MW-14I	64.57	17.57	47.00
MW-14S	64.55	17.53	47.02

amsl: above mean sea level

*Well MW-02S abandoned in August 2005.




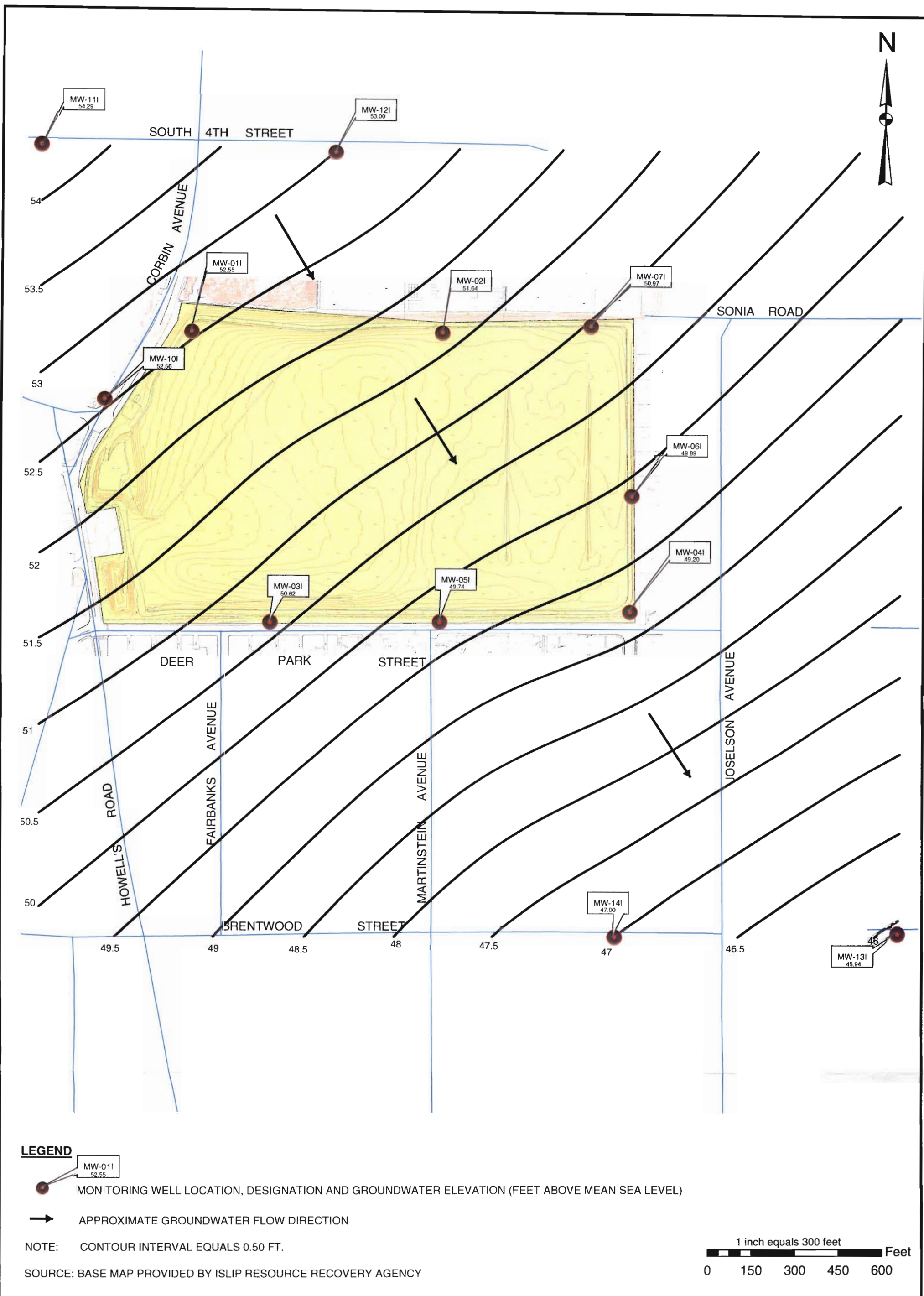
LEGEND

-  MW-01S 52.53
MONITORING WELL LOCATION, DESIGNATION AND GROUNDWATER ELEVATION (FEET ABOVE MEAN SEA LEVEL)
-  APPROXIMATE GROUNDWATER FLOW DIRECTION

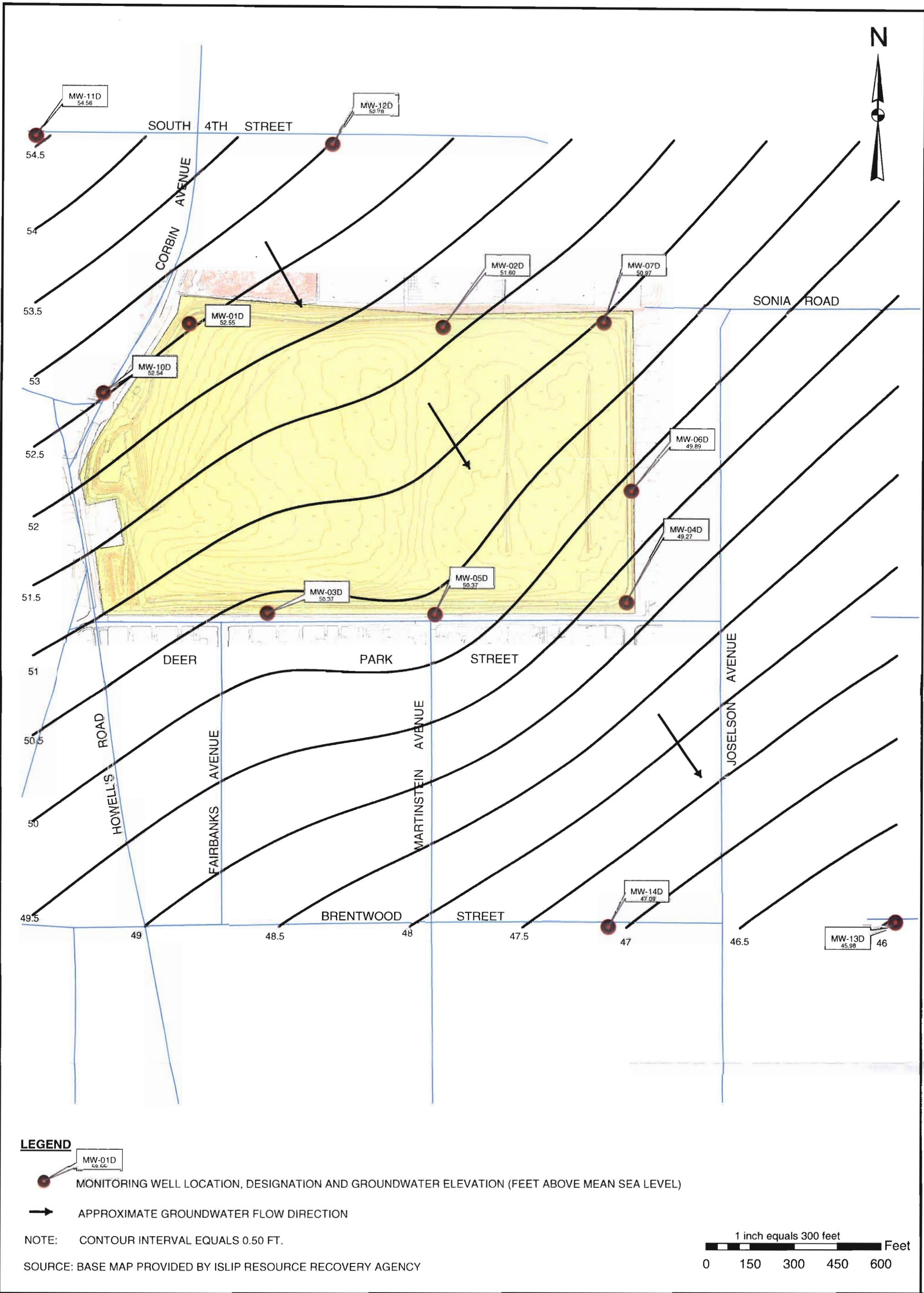
NOTE: CONTOUR INTERVAL EQUALS 0.50 FT.

SOURCE: BASE MAP PROVIDED BY ISLIP RESOURCE RECOVERY AGENCY






Nt1/EngWork/Hazwaste/2023/fourthqtr 2006 report/icon_11-28-06.mxd



Nt1/EngWork/Hazwaste/2023/fourthqtr 2006 report/dcon_11-28-06.mxd

Section 7



7.0 CONCLUSIONS AND RECOMMENDATIONS

7.1 Conclusions

Groundwater Flow

Based on groundwater level measurements collected during the fourth quarter 2006 and the shallow (water table), intermediate and deep potentiometric surface elevation contour maps constructed for the site, groundwater flow at and in the vicinity of the Sonia Road Landfill is toward the southeast. This groundwater flow direction is consistent with previous maps prepared for the site.

Groundwater Quality

Based on a comparison of the fourth quarter 2006 results to the third quarter 2006 results and to the previous Part 360 Baseline round (first quarter 2005), and review of historical trend graphs in Appendix A-4, groundwater quality in the vicinity of the Sonia Road Landfill has not substantially changed.

Since the only chloride concentration that exceeded the groundwater standard was in upgradient well MW-01D, the source of the detected chloride is not the Sonia Road Landfill. Similarly, the detected concentrations of ammonia, iron, manganese and sodium are likely not indicative of landfill-influenced groundwater, since concentrations of these parameters above groundwater standards were detected in upgradient, side gradient and downgradient wells.


Concentrations of bromide up to 3.1 mg/l (above the guidance value of 2 mg/l) were detected in downgradient wells MW-05S and MW-06D during this sampling event. Historical results show sporadic bromide detections above the guidance value in upgradient and downgradient wells (see Appendix A-1). As a result, it appears unlikely that the detected bromide is related to the landfill.

Only one VOC, 1,4-dichlorobenzene, was detected at a concentration above the NYSDEC Class GA groundwater standard. Since the detected concentration was found in upgradient well MW-12I, the source of the 1,4-dichlorobenzene is not the Sonia Road Landfill.

7.2 Recommendations

Based on the fourth quarter 2006 results and comparison of these results to historical data for the Sonia Road Landfill, it is recommended to continue to sample the groundwater monitoring wells in accordance with the SAP.

Appendix A



APPENDIX A-1

**HISTORICAL AND CURRENT
GROUNDWATER SAMPLE RESULTS -
LEACHATE INDICATORS**

Appendix A-1

SONIA ROAD LANDFILL
POST CLOSURE GROUNDWATER MONITORING PROGRAM
HISTORIC AND CURRENT SAMPLE RESULTS
LEACHATE INDICATORS

CONSTITUENT	NYSDEC Class GA Groundwater Standards/Guidance Values	CAS #	SITE : DATE : UNITS:	MW-01D 10/24/1997 (mg/l)	MW-01D 11/30/2000 (mg/l)	MW-01D 01/30/2001 (mg/l)	MW-01D 8/21/2002 (mg/l)	MW-01D 11/20/2002 (mg/l)	MW-01D 3/5/2003 (mg/l)	MW-01D 6/3/2003 (mg/l)	MW-01D 8/21/2003 (mg/l)
Color (APHA Units)	-	-	(mg/l)	5 U	5 U	5 U	NS	30	NS	NS	20
Alkalinity (as CaCO ₃)	-	471-34-1	(mg/l)	11.4	37	43	41.6	51.3	44	66.2	66.1
Ammonia (as N)	2 ST	7664-41-7	(mg/l)	0.36	0.46	0.49	0.21	0.33	2.31	0.49	0.10 U
Biochemical Oxygen Demand	-	-	(mg/l)	20	2 U	2 U	2 U	2 U	6	4	6
Bromide	2 GV	24959-67-9	(mg/l)	0.5 U	0.5 U	0.5 U	0.5 U	0.5 U	0.5 U	0.9	0.5 U
Chemical Oxygen Demand	-	-	(mg/l)	3 U	21.5	10.7	46.9	17.6	48.6	14.3	10 U
Chloride	250 ST	16887-00-6	(mg/l)	198	737	570	779	589	513	620	256
Hardness (as CaCO ₃)	-	-	(mg/l)	146	74	80	140	290	100	58	23
Nitrate (as N)	10 ST	14797-55-8	(mg/l)	1.2	0.42	1	1.08	1.66	0.84	0.61	2.22
Phenols, total	0.001 ST	-	(mg/l)	0.0011	0.005 U	0.005 U	0.005 U	0.005 U	0.005 U	0.005 U	0.005 U
Sulfate	250 ST	14808-79-8	(mg/l)	19.8	19.8	33.2	60.2	27.5	26.7	46.8	33
Total Organic Carbon	-	-	(mg/l)	2.3	2.3	2.4	1.5	5.7	6	1.4	3.8
Total Dissolved Solids	-	-	(mg/l)	452	1060	1500	1340	1160	950	1100	548
Total Kjeldahl Nitrogen (as N)	-	7727-37-9	(mg/l)	0.2 U	0.59	0.660	0.42	1.37	3.24	0.53	0.33

CONSTITUENT	NYSDEC Class GA Groundwater Standards/Guidance Values	CAS #	SITE : DATE : UNITS:	MW-01D 11/10/2003 (mg/l)	MW-01D 2/26/2004 (mg/l)	MW-01D 5/20/2004 (mg/l)	MW-01D 8/19/2004 (mg/l)	MW-01D 11/8/2004 (mg/l)	MW-01D 2/28/2005 (mg/l)	MW-01D 5/25/2005 (mg/l)	MW-01D 8/24/2005 (mg/l)
Color (APHA Units)	-	-	(mg/l)	NS	NS	5 U	NS	NS	5 U	NS	NS
Alkalinity (as CaCO ₃)	-	471-34-1	(mg/l)	63.4	60.5	53.6	38	36.8	30.8	32.6	42.1
Ammonia (as N)	2 ST	7664-41-7	(mg/l)	0.10 U	0.60	0.82	0.1 U	1.14	1.52	1.6	1.2
Biochemical Oxygen Demand	-	-	(mg/l)	2 U	2 U	2 U	2 U	2 U	19	2 U	2 U
Bromide	2 GV	24959-67-9	(mg/l)	3.2	0.5 U	0.5 U	0.5 U	0.8	0.5 U	0.5	0.6
Chemical Oxygen Demand	-	-	(mg/l)	10 U	42.9	70.3	122	31.1	88.5	23.5	43.5
Chloride	250 ST	16887-00-6	(mg/l)	111	656	656	896	292	1280	1310	1050
Hardness (as CaCO ₃)	-	-	(mg/l)	15	160	260	184	220	196	176	136
Nitrate (as N)	10 ST	14797-55-8	(mg/l)	2.69	0.41	0.56	1.82	0.51	0.6	0.92	1.54
Phenols, total	0.001 ST	-	(mg/l)	0.005 U	0.005 U	0.005 U	0.005 U	0.005 U	0.005 U	0.005 U	0.005 U
Sulfate	250 ST	14808-79-8	(mg/l)	27.5	17.8	30.2	46.5	46.2	44.2	46.8	44.8
Total Organic Carbon	-	-	(mg/l)	1.1	1 U	1.6	1 U	1.4	1.8	1.8	2
Total Dissolved Solids	-	-	(mg/l)	290	1040	1020	1770	2060	2050	1780	1960
Total Kjeldahl Nitrogen (as N)	-	7727-37-9	(mg/l)	0.34	0.52	0.61	1.76	1.35	1.80	1.67	1.62

NOTES:

NS: Not sampled

U: Analyzed for but not detected, value shown is instrument detection limit

: Concentration exceeds Standard/Guidance Value

J: Reported value is estimated due to variance from quality control limits

Appendix A-1

SONIA ROAD LANDFILL
POST CLOSURE GROUNDWATER MONITORING PROGRAM
HISTORIC AND CURRENT SAMPLE RESULTS
LEACHATE INDICATORS

CONSTITUENT	NYSDEC Class GA Groundwater Standards/Guidance Values	CAS #	SITE : DATE : UNITS:	MW-01D 11/28/2005 (mg/l)	MW-01D 2/24/2006 (mg/l)	MW-01D 5/17/2006 (mg/l)	MW-01D 8/8/2006 (mg/l)	MW-01D 11/28/2006 (mg/l)	MW-01D (mg/l)	MW-01D (mg/l)	MW-01D (mg/l)
Color (APHA Units)	-	-	(mg/l)	NS	NS	NS	NS	5			
Alkalinity (as CaCO ₃)	-	471-34-1	(mg/l)	53.2	55	55.2	52	77.0			
Ammonia (as N)	2 ST	7664-41-7	(mg/l)	1.28	0.88	0.8	0.78	0.68			
Biochemical Oxygen Demand	-	-	(mg/l)	2 U	2 U	2 U	2 U	2 U			
Bromide	2 GV	24959-67-9	(mg/l)	0.7	0.5	0.5 U	0.6	0.5			
Chemical Oxygen Demand	-	-	(mg/l)	969	57.2	67.3	78.9	67.3			
Chloride	250 ST	16887-00-6	(mg/l)	1160	1210	1140	1370	1510			
Hardness (as CaCO ₃)	-	-	(mg/l)	128	135	125	145	200			
Nitrate (as N)	10 ST	14797-55-8	(mg/l)	0.98	0.73	0.5	1.31	0.58			
Phenols, total	0.001 ST	-	(mg/l)	0.005 U	0.005 U	0.005 U	0.005 U	0.005 U			
Sulfate	250 ST	14808-79-8	(mg/l)	34.3	44.2	35.3	53.8	84			
Total Organic Carbon	-	-	(mg/l)	2.4	2.4	1.9	2	2.5			
Total Dissolved Solids	-	-	(mg/l)	1720	2060	2200	2320	2840			
Total Kjeldahl Nitrogen (as N)	-	7727-37-9	(mg/l)	2.4	1.37	1.1	1.01	1.49			

NOTES:

NS: Not sampled

U: Analyzed for but not detected, value shown is instrument detection limit

: Concentration exceeds Standard/Guidance Value

J: Reported value is estimated due to variance from quality control limits

Appendix A-1

SONIA ROAD LANDFILL
POST CLOSURE GROUNDWATER MONITORING PROGRAM
HISTORIC AND CURRENT SAMPLE RESULTS
LEACHATE INDICATORS

CONSTITUENT	NYSDEC Class GA Groundwater Standards/Guidance Values	CAS #	SITE : DATE : UNITS:	MW-011 10/24/1997 (mg/l)	MW-011 11/30/2000 (mg/l)	MW-011 01/30/2001 (mg/l)	MW-011 8/21/2002 (mg/l)	MW-011 11/20/2002 (mg/l)	MW-011 3/5/2003 (mg/l)	MW-011 6/3/2003 (mg/l)	MW-011 8/21/2003 (mg/l)
Color (APHA Units)	-	-	(mg/l)	NS	5 U	5 U	NS	5	NS	NS	10
Alkalinity (as CaCO ₃)	-	471-34-1	(mg/l)	20.7	65.6	50	14.8	23.4	65.8	58.7	63.8
Ammonia (as N)	2 ST	7664-41-7	(mg/l)	0.9	0.24	0.63	0.15	0.1 U	0.45	0.25	0.1 U
Biochemical Oxygen Demand	-	-	(mg/l)	2 U	2	2 U	2 U	2 U	2 U	8	7
Bromide	2 GV	24959-67-9	(mg/l)	0.5 U	0.5 U	0.5 U	0.5 U	0.5 U	0.5 U	1.1	0.5 U
Chemical Oxygen Demand	-	-	(mg/l)	3 U	10 U	10 U	12.7	10 U	30	10 U	16.8
Chloride	250 ST	16887-00-6	(mg/l)	195	34.6	72	16.4	68.7	59.5	13.1	122
Hardness (as CaCO ₃)	-	-	(mg/l)	42	5	30	40	32	80	14	48
Nitrate (as N)	10 ST	14797-55-8	(mg/l)	0.72	0.53	1.3	2.74	0.6	0.1 U	0.1 U	0.91
Phenols, total	0.001 ST	-	(mg/l)	0.0010 U	0.005 U	0.005 U	0.005 U	0.005 U	0.005 U	0.005 U	0.005 U
Sulfate	250 ST	14808-79-8	(mg/l)	35.2	10.2	5 U	5 U	12.1	23.4	9.2	5 U
Total Organic Carbon	-	-	(mg/l)	2.8	1.7	0.99 J	1.4	1 U	1.4	1 U	1 U
Total Dissolved Solids	-	-	(mg/l)	356	179	310	86	310	201	87	307
Total Kjeldahl Nitrogen (as N)	-	7727-37-9	(mg/l)	0.2 U	0.35	1.16	0.21	0.45	0.7	0.23	0.84

CONSTITUENT	NYSDEC Class GA Groundwater Standards/Guidance Values	CAS #	SITE : DATE : UNITS:	MW-011 11/10/2003 (mg/l)	MW-011 2/26/2004 (mg/l)	MW-011 5/20/2004 (mg/l)	MW-011 8/19/2004 (mg/l)	MW-011 11/8/2004 (mg/l)	MW-011 2/28/2005 (mg/l)	MW-011 5/25/2005 (mg/l)	MW-011 8/24/2005 (mg/l)
Color (APHA Units)	-	-	(mg/l)	NS	NS	5 U	NS	NS	5 U	NS	NS
Alkalinity (as CaCO ₃)	-	471-34-1	(mg/l)	50	34.8	42.6	37.6	39.2	29.4	28.4	17.6
Ammonia (as N)	2 ST	7664-41-7	(mg/l)	0.93	1.53	0.55	0.1 U	0.1 U	0.1 U	1.24	0.92
Biochemical Oxygen Demand	-	-	(mg/l)	2 U	2 U	2	2 U	2 U	2 U	2 U	2 U
Bromide	2 GV	24959-67-9	(mg/l)	1.3	1 U	0.5 U	0.5 U	0.5 U	0.5 U	0.9	1.1
Chemical Oxygen Demand	-	-	(mg/l)	11.9	13.1	10 U	10 U	10 U	16.8	14.3	10 U
Chloride	250 ST	16887-00-6	(mg/l)	96.7	98.8	21.9	31.2	26.9	29.6	20.3	15.5
Hardness (as CaCO ₃)	-	-	(mg/l)	106	140	22	15	26	92	40	31
Nitrate (as N)	10 ST	14797-55-8	(mg/l)	0.79	0.26	1.55	1.63	1.88	1.41	0.1 U	0.74
Phenols, total	0.001 ST	-	(mg/l)	0.005 U	0.005 U	0.005 U	0.005 U	0.005 U	0.005 U	0.005 U	0.005 U
Sulfate	250 ST	14808-79-8	(mg/l)	9.6	7.7	9.8	5 U	5 U	6.2	8.9	11.2
Total Organic Carbon	-	-	(mg/l)	1 U	1 U	1 U	1 U	1 U	1 U	1 U	1.2
Total Dissolved Solids	-	-	(mg/l)	214	2910	157	119	125	121	140	169
Total Kjeldahl Nitrogen (as N)	-	7727-37-9	(mg/l)	1.41	1.12	0.84	0.59	0.56	0.30	1.59	1.15

NOTES:

NS: Not sampled

U: Analyzed for but not detected, value shown is instrument detection limit

: Concentration exceeds Standard/Guidance Value

J: Reported value is estimated due to variance from quality control limits

Appendix A-1

SONIA ROAD LANDFILL
POST CLOSURE GROUNDWATER MONITORING PROGRAM
HISTORIC AND CURRENT SAMPLE RESULTS
LEACHATE INDICATORS

CONSTITUENT	NYSDEC Class GA Groundwater Standards/Guidance Values	CAS #	SITE : DATE : UNITS:	MW-011	MW-011	MW-011	MW-011	MW-011	MW-011	MW-011	MW-011
				11/28/2005 (mg/l)	2/24/2006 (mg/l)	5/17/2006 (mg/l)	8/8/2006 (mg/l)	11/28/2006 (mg/l)	(mg/l)	(mg/l)	(mg/l)
Color (APHA Units)	-	-	(mg/l)	NS	NS	NS	NS	5 U			
Alkalinity (as CaCO ₃)	-	471-34-1	(mg/l)	22.6	27.8	25.2	39.6	37.4			
Ammonia (as N)	2 ST	7664-41-7	(mg/l)	1.02	0.77	0.6	0.72	0.65			
Biochemical Oxygen Demand	-	-	(mg/l)	2 U	2 U	2	2	2			
Bromide	2 GV	24959-67-9	(mg/l)	1.4	0.5 U	0.5 U	0.5 U	0.5 U			
Chemical Oxygen Demand	-	-	(mg/l)	10 U	10 U	10 U	10 U	10 U			
Chloride	250 ST	16887-00-6	(mg/l)	16	17.2	15.3	19.2	16.7			
Hardness (as CaCO ₃)	-	-	(mg/l)	32	25	26	50	55			
Nitrate (as N)	10 ST	14797-55-8	(mg/l)	0.5	0.12	0.62	0.1 U	0.30			
Phenols, total	0.001 ST	-	(mg/l)	0.005 U	0.005 U	0.005 U	0.005 U	0.005 U			
Sulfate	250 ST	14808-79-8	(mg/l)	14	11.3	6.5	6.5	14.3			
Total Organic Carbon	-	-	(mg/l)	1.2	1.1	1	1 U	1 U			
Total Dissolved Solids	-	-	(mg/l)	119	92	79	97	100			
Total Kjeldahl Nitrogen (as N)	-	7727-37-9	(mg/l)	2.03	1.03	0.8	1.22	1.10			

NOTES:

NS: Not sampled

U: Analyzed for but not detected, value shown is instrument detection limit

: Concentration exceeds Standard/Guidance Value

J: Reported value is estimated due to variance from quality control limits

Appendix A-1

SONIA ROAD LANDFILL
POST CLOSURE GROUNDWATER MONITORING PROGRAM
HISTORIC AND CURRENT SAMPLE RESULTS
LEACHATE INDICATORS

CONSTITUENT	NYSDEC Class GA Groundwater Standards/Guidance Values	CAS #	SITE : DATE : UNITS:	MW-01S	MW-01S	MW-01S	MW-01S	MW-01S	MW-01S	MW-01S	MW-01S
				10/24/1997	11/30/2000	01/29/2001	8/21/2002	11/20/2002	3/5/2003	6/3/2003	8/21/2003
Color (APHA Units)	-	-	(mg/l)	80	50	50	NS	50	NS	NS	20
Alkalinity (as CaCO ₃)	-	471-34-1	(mg/l)	264	183	180	126	211	177	151	161
Ammonia (as N)	2 ST	7664-41-7	(mg/l)	1	2.1	2.2	1.46	2.03	1.04	0.93	0.1 U
Biochemical Oxygen Demand	-	-	(mg/l)	2 U	2 U	6	2 U	2 U	2 U	4	8
Bromide	2 GV	24959-67-9	(mg/l)	0.7	0.5	0.5 U	0.5 U	0.5 U	0.5 U	0.5 U	0.5 U
Chemical Oxygen Demand	-	-	(mg/l)	46	29.6	10.7	22.5	29.8	83.2	10 U	21.6
Chloride	250 ST	16887-00-6	(mg/l)	69.7	28.4	42	36.6	40.9	60.7	131	65.8
Hardness (as CaCO ₃)	-	-	(mg/l)	310	140	200	240	520	200	270	320
Nitrate (as N)	10 ST	14797-55-8	(mg/l)	0.1 U	0.1 U	0.080 J	0.1 U	0.1 U	0.1 U	0.12	0.55
Phenols, total	0.001 ST	-	(mg/l)	0.0010 U	0.005 U	0.005 U	0.005 U	0.005 U	0.005 U	0.005 U	0.005 U
Sulfate	250 ST	14808-79-8	(mg/l)	36.3	50	42.5	78	89	117	108	188
Total Organic Carbon	-	-	(mg/l)	11.7	6	9.1	4.8	5.1	6.9	4.3	5.6
Total Dissolved Solids	-	-	(mg/l)	432	259	310	250	420	74	506	534
Total Kjeldahl Nitrogen (as N)	-	7727-37-9	(mg/l)	2.3	1.9	3.3	1.26	2.11	1.21	0.84	0.85

CONSTITUENT	NYSDEC Class GA Groundwater Standards/Guidance Values	CAS #	SITE : DATE : UNITS:	MW-01S	MW-01S	MW-01S	MW-01S	MW-01S	MW-01S	MW-01S	MW-01S
				11/10/2003	2/26/2004	5/20/2004	8/19/2004	11/8/2004	2/28/2005	5/25/2005	8/24/2005
Color (APHA Units)	-	-	(mg/l)	NS	NS	20	NS	NS	20	NS	NS
Alkalinity (as CaCO ₃)	-	471-34-1	(mg/l)	165	192	184	127	150	171	174	160
Ammonia (as N)	2 ST	7664-41-7	(mg/l)	1.57	0.44	1.15	0.1 U	0.24	0.27	0.37	0.22
Biochemical Oxygen Demand	-	-	(mg/l)	2 U	2 U	2 U	2 U	2 U	10	2 U	2 U
Bromide	2 GV	24959-67-9	(mg/l)	5.1	1 U	0.5 U	0.8	1.8	1.4	1.2	0.5 U
Chemical Oxygen Demand	-	-	(mg/l)	38.6	33	10 U	10 U	15.6	36.8	26.8	24.3
Chloride	250 ST	16887-00-6	(mg/l)	158	56.6	72.1	73.2	83.9	82.9	118	69.2
Hardness (as CaCO ₃)	-	-	(mg/l)	460	54	750	190	248	300	290	250
Nitrate (as N)	10 ST	14797-55-8	(mg/l)	0.1 U	0.26	0.1 U	0.61	0.11	0.1 U	0.1 U	0.12
Phenols, total	0.001 ST	-	(mg/l)	0.005 U	0.005 U	0.005 U	0.005 U	0.005 U	0.005 U	0.005 U	0.005 U
Sulfate	250 ST	14808-79-8	(mg/l)	282	140	130	104	140	98.5	87	88.5
Total Organic Carbon	-	-	(mg/l)	8.3	7.4	6.6	5.2	6.1	6.4	7.2	9.2
Total Dissolved Solids	-	-	(mg/l)	690	498	477	455	497	468	491	545
Total Kjeldahl Nitrogen (as N)	-	7727-37-9	(mg/l)	1.72	0.77	1.07	1.09	0.68	0.47	0.56	2.83

NOTES:

NS: Not sampled

U: Analyzed for but not detected, value shown is instrument detection limit

: Concentration exceeds Standard/Guidance Value

J: Reported value is estimated due to variance from quality control limits

Appendix A-1

SONIA ROAD LANDFILL
POST CLOSURE GROUNDWATER MONITORING PROGRAM
HISTORIC AND CURRENT SAMPLE RESULTS
LEACHATE INDICATORS

CONSTITUENT	NYSDEC Class GA Groundwater Standards/Guidance Values	CAS #	SITE :	MW-01S	MW-01S	MW-01S	MW-01S	MW-01S	MW-01S	MW-01S	MW-01S
			DATE :	11/28/2005	2/24/2006	5/17/2006	8/8/2006	11/28/2006	(mg/l)	(mg/l)	(mg/l)
			UNITS:	(mg/l)	(mg/l)	(mg/l)	(mg/l)	(mg/l)	(mg/l)	(mg/l)	(mg/l)
Color (APHA Units)	-	-	(mg/l)	NS	NS	NS	NS	70			
Alkalinity (as CaCO ₃)	-	471-34-1	(mg/l)	121	257	204	190	198			
Ammonia (as N)	2 ST	7664-41-7	(mg/l)	0.16	0.18	0.29	0.27	0.33			
Biochemical Oxygen Demand	-	-	(mg/l)	2 U	4	2 U	2 U	2 U			
Bromide	2 GV	24959-67-9	(mg/l)	0.5 U	0.7	0.5	0.7	1.2			
Chemical Oxygen Demand	-	-	(mg/l)	10 U	41.2	38.7	16	21.1			
Chloride	250 ST	16887-00-6	(mg/l)	48.4	85.3	103	78.2	78.1			
Hardness (as CaCO ₃)	-	-	(mg/l)	196	330	280	260	320			
Nitrate (as N)	10 ST	14797-55-8	(mg/l)	0.74	0.19	0.1 U	0.1 U	0.19			
Phenols, total	0.001 ST	-	(mg/l)	0.005 U	0.005 U	0.005 U	0.005 U	0.005 U			
Sulfate	250 ST	14808-79-8	(mg/l)	86	76	108	98	177			
Total Organic Carbon	-	-	(mg/l)	5.4	13.1	11.1	9.3	10.1			
Total Dissolved Solids	-	-	(mg/l)	344	572	550	472	604			
Total Kjeldahl Nitrogen (as N)	-	7727-37-9	(mg/l)	1.24	0.49	0.51	0.49	0.84			

NOTES:

NS: Not sampled

U: Analyzed for but not detected, value shown is instrument detection limit

: Concentration exceeds Standard/Guidance Value

J: Reported value is estimated due to variance from quality control limits

Appendix A-1

SONIA ROAD LANDFILL
POST CLOSURE GROUNDWATER MONITORING PROGRAM
HISTORIC AND CURRENT SAMPLE RESULTS
LEACHATE INDICATORS

CONSTITUENT	NYSDEC Class GA Groundwater Standards/Guidance Values	CAS #	SITE : DATE : UNITS:	MW-02D	MW-02D	MW-02D	MW-02D	MW-02D	MW-02D	MW-02D	MW-02D
				12/1/1997 (mg/l)	12/01/2000 (mg/l)	01/30/2001 (mg/l)	8/21/2002 (mg/l)	11/20/2002 (mg/l)	3/5/2003 (mg/l)	6/3/2003 (mg/l)	8/22/2003 (mg/l)
Color (APHA Units)	-	-	(mg/l)	5 U	5 U	5 U	NS	5	NS	NS	5 U
Alkalinity (as CaCO ₃)	-	471-34-1	(mg/l)	10.2	13.8	14	10.5	11.9	13.6	13.5	13.6
Ammonia (as N)	2 ST	7664-41-7	(mg/l)	0.24	0.2	0.22	0.1 U	0.1 U	0.1 U	0.1 U	0.1 U
Biochemical Oxygen Demand	-	-	(mg/l)	2 U	2 U	2 U	2 U	2 U	2 U	4	11
Bromide	2 GV	24959-67-9	(mg/l)	0.5 U	0.5 U	0.5 U	0.5 U	0.5 U	0.5 U	0.5 U	0.8
Chemical Oxygen Demand	-	-	(mg/l)	15 U	73	10 U	10 U	10 U	10 U	10 U	10 U
Chloride	250 ST	16887-00-6	(mg/l)	9.4	5.2	5.5	4.3	6.4	7.3	8.6	6.3
Hardness (as CaCO ₃)	-	-	(mg/l)	30	30	68	34	40	24	36	100
Nitrate (as N)	10 ST	14797-55-8	(mg/l)	1.4	1.2	1	0.69	1.48	1.49	1.45	1.47
Phenols, total	0.001 ST	-	(mg/l)	0.0010 U	0.005 U	0.005 U	0.005 U	0.005 U	0.005 U	0.005 U	0.005 U
Sulfate	250 ST	14808-79-8	(mg/l)	12.6	5 U	8.2	18.6	19.2	18.9	16.1	18.3
Total Organic Carbon	-	-	(mg/l)	0.7	1 U	0.88 J	1.2	1 U	1 U	1 U	1 U
Total Dissolved Solids	-	-	(mg/l)	76	96	80	60	110	80	73	91
Total Kjeldahl Nitrogen (as N)	-	7727-37-9	(mg/l)	0.23	0.19	0.340	0.1 U	0.1 U	0.18	0.1 U	0.1 U

CONSTITUENT	NYSDEC Class GA Groundwater Standards/Guidance Values	CAS #	SITE : DATE : UNITS:	MW-02D	MW-02D	MW-02D	MW-02D	MW-02D	MW-02D	MW-02D	MW-02D
				11/11/2003 (mg/l)	2/27/2004 (mg/l)	5/20/2004 (mg/l)	8/20/2004 (mg/l)	11/8/2004 (mg/l)	2/28/2005 (mg/l)	5/26/2005 (mg/l)	8/24/2005 (mg/l)
Color (APHA Units)	-	-	(mg/l)	NS	NS	5 U	NS	NS	5 U	NS	NS
Alkalinity (as CaCO ₃)	-	471-34-1	(mg/l)	12.4	13	13.9	14.2	14.2	11.6	11	11.1
Ammonia (as N)	2 ST	7664-41-7	(mg/l)	0.1 U	0.1 U	0.11	0.1 U	0.1 U	0.1 U	0.1 U	0.1 U
Biochemical Oxygen Demand	-	-	(mg/l)	2 U	8	2 U	2 U	2 U	2 U	2 U	2 U
Bromide	2 GV	24959-67-9	(mg/l)	0.5	1 U	0.5 U	0.5 U	0.5 U	0.8	0.5	0.8
Chemical Oxygen Demand	-	-	(mg/l)	10 U	10 U	13.1	10 U	10 U	10 U	10 U	10 U
Chloride	250 ST	16887-00-6	(mg/l)	5.4	8.5	6.4	7.3	7	9.8	9.1	9.4
Hardness (as CaCO ₃)	-	-	(mg/l)	42	48	110	18	39	38	40	37
Nitrate (as N)	10 ST	14797-55-8	(mg/l)	1.62	1.51	1.69	1.36	1.38	1.35	1.35	1.31
Phenols, total	0.001 ST	-	(mg/l)	0.005 U	0.005 U	0.005 U	0.005 U	0.005 U	0.005 U	0.005 U	0.005 U
Sulfate	250 ST	14808-79-8	(mg/l)	19.8	17.9	25.6	20.3	20.1	22.2	8.8	18.6
Total Organic Carbon	-	-	(mg/l)	1 U	1 U	1 U	1 U	1 U	1 U	1 U	1 U
Total Dissolved Solids	-	-	(mg/l)	69	139	88	83	95	81	88	137
Total Kjeldahl Nitrogen (as N)	-	7727-37-9	(mg/l)	0.1 U	0.1 U	0.27	0.11	0.21	0.14	0.1 U	0.1 U

NOTES:

NS: Not sampled

U: Analyzed for but not detected, value shown is instrument detection limit

: Concentration exceeds Standard/Guidance Value

J: Reported value is estimated due to variance from quality control limits

Appendix A-1

SONIA ROAD LANDFILL
POST CLOSURE GROUNDWATER MONITORING PROGRAM
HISTORIC AND CURRENT SAMPLE RESULTS
LEACHATE INDICATORS

CONSTITUENT	NYSDEC Class GA Groundwater Standards/Guidance Values	CAS #	SITE : DATE : UNITS:	MW-02D 11/29/2005 (mg/l)	MW-02D 2/28/2006 (mg/l)	MW-02D 5/18/2006 (mg/l)	MW-02D 8/10/2006 (mg/l)	MW-02D 11/30/2006 (mg/l)	MW-02D (mg/l)	MW-02D (mg/l)	MW-02D (mg/l)
Color (APHA Units)	-	-	(mg/l)	NS	NS	NS	NS	5 U			
Alkalinity (as CaCO ₃)	-	471-34-1	(mg/l)	11.5	24.7	12.6	11.3	9.3			
Ammonia (as N)	2 ST	7664-41-7	(mg/l)	0.10 U	0.36	0.1 U	0.1 U	0.1 U			
Biochemical Oxygen Demand	-	-	(mg/l)	2.0 U	2 U	2 U	2 U	2 U			
Bromide	2 GV	24959-67-9	(mg/l)	0.7	0.5	0.5 U	0.6	0.8			
Chemical Oxygen Demand	-	-	(mg/l)	10 U	10 U	10 U	10 U	10 U			
Chloride	250 ST	16887-00-6	(mg/l)	8.6	8.4	7.7	7.8	6.3			
Hardness (as CaCO ₃)	-	-	(mg/l)	39	48	33	35	28			
Nitrate (as N)	10 ST	14797-55-8	(mg/l)	1.25	1.2	1.32	1.2	0.64			
Phenols, total	0.001 ST	-	(mg/l)	0.005 U	0.005 U	0.005 U	0.005 U	0.005 U			
Sulfate	250 ST	14808-79-8	(mg/l)	18.2	17.7	17.9	19.3	17.9			
Total Organic Carbon	-	-	(mg/l)	1 U	1 U	1 U	1 U	1 U			
Total Dissolved Solids	-	-	(mg/l)	48	79	67	81	61			
Total Kjeldahl Nitrogen (as N)	-	7727-37-9	(mg/l)	0.1	0.34	0.12	0.64	0.18			

NOTES:

NS: Not sampled

U: Analyzed for but not detected, value shown is instrument detection limit

: Concentration exceeds Standard/Guidance Value

J: Reported value is estimated due to variance from quality control limits

Appendix A-1

SONIA ROAD LANDFILL
POST CLOSURE GROUNDWATER MONITORING PROGRAM
HISTORIC AND CURRENT SAMPLE RESULTS
LEACHATE INDICATORS

CONSTITUENT	NYSDEC Class GA Groundwater Standards/Guidance Values	CAS #	SITE : DATE : UNITS:	MW-021	MW-021	MW-021	MW-021	MW-021	MW-021	MW-021	MW-021
				10/27/1997	12/01/2000	01/30/2001	8/21/2002	11/20/2002	3/7/2003	6/3/2003	8/21/2003
Color (APHA Units)	-	-	(mg/l)	5 U	5 U	5 U	NS	10	NS	NS	10
Alkalinity (as CaCO ₃)	-	471-34-1	(mg/l)	12.3	9	9.3	4.5	9.6	16.2	17.2	7.4
Ammonia (as N)	2 ST	7664-41-7	(mg/l)	0.65	9.1	0.64	0.10 U	0.1 U	0.29	0.19	0.1 U
Biochemical Oxygen Demand	-	-	(mg/l)	2 U	2 U	2 U	2 U	2 U	2 U	3	7
Bromide	2 GV	24959-67-9	(mg/l)	0.5 U	0.5 U	0.5 U	0.5 U	0.5 U	0.5 U	0.5 U	0.5 U
Chemical Oxygen Demand	-	-	(mg/l)	15 U	56.7	10 U	12.7	10 U	14	10 U	10 U
Chloride	250 ST	16887-00-6	(mg/l)	10	12.8	15	10.8	3.8	14	6.2	8.2
Hardness (as CaCO ₃)	-	-	(mg/l)	26	34	80	32	90	44	46	42
Nitrate (as N)	10 ST	14797-55-8	(mg/l)	1.9	2.2	2.4	2.39	2.56	1.68	1.92	2.72
Phenols, total	0.001 ST	-	(mg/l)	0.0010 U	0.005 U	0.005 U	0.005 U	0.005 U	0.005 U	0.005 U	0.005 U
Sulfate	250 ST	14808-79-8	(mg/l)	32.9	5.4	7.80	10.3	13.8	25.1	27.7	16.6
Total Organic Carbon	-	-	(mg/l)	1.5	1.5	1.1	1.3	1.3	3.2	2.3	1 U
Total Dissolved Solids	-	-	(mg/l)	103	88	99	58	97	83	82	112
Total Kjeldahl Nitrogen (as N)	-	7727-37-9	(mg/l)	0.8	9	1.20	0.1 U	0.28	1.45	0.66	0.26

CONSTITUENT	NYSDEC Class GA Groundwater Standards/Guidance Values	CAS #	SITE : DATE : UNITS:	MW-021	MW-021	MW-021	MW-021	MW-021	MW-021	MW-021	MW-021
				11/11/2003	2/26/2004	5/20/2004	8/20/2004	11/8/2004	2/28/2005	5/26/2005	8/24/2005
Color (APHA Units)	-	-	(mg/l)	NS	NS	20	NS	NS	5 U	NS	NS
Alkalinity (as CaCO ₃)	-	471-34-1	(mg/l)	7.5	9.4	32.1	10.2	17.8	8.8	8.3	7.4
Ammonia (as N)	2 ST	7664-41-7	(mg/l)	0.1 U	0.1 U	0.23	0.1 U	0.1 U	0.71	0.66	0.42
Biochemical Oxygen Demand	-	-	(mg/l)	3	3	2	2 U	8	2 U	2 U	2 U
Bromide	2 GV	24959-67-9	(mg/l)	0.5 U	1 U	0.5 U	1	0.8	0.5 U	0.9	0.9
Chemical Oxygen Demand	-	-	(mg/l)	10 U	28	23	10 U	10 U	10 U	10 U	10 U
Chloride	250 ST	16887-00-6	(mg/l)	11.1	14.7	8.3	11.4	11.3	11.4	12.4	15
Hardness (as CaCO ₃)	-	-	(mg/l)	40	44	110	25	39	34	36	37
Nitrate (as N)	10 ST	14797-55-8	(mg/l)	2.82	2.28	2.19	3.04	3.03	2.28	2.19	1.96
Phenols, total	0.001 ST	-	(mg/l)	0.005 U	0.005 U	0.005 U	0.005 U	0.005 U	0.005 U	0.005 U	0.005 U
Sulfate	250 ST	14808-79-8	(mg/l)	13.9	15	27.2	19.4	16.5	16	15.3	17.1
Total Organic Carbon	-	-	(mg/l)	1 U	1 U	5.7	1 U	1.3	1 U	1 U	1.2
Total Dissolved Solids	-	-	(mg/l)	74	69	127	111	87	80	90	129
Total Kjeldahl Nitrogen (as N)	-	7727-37-9	(mg/l)	0.46	0.36	1.02	0.86	0.92	0.84	0.64	0.64

NOTES:

NS: Not sampled

U: Analyzed for but not detected, value shown is instrument detection limit

: Concentration exceeds Standard/Guidance Value

J: Reported value is estimated due to variance from quality control limits

Appendix A-1

SONIA ROAD LANDFILL
POST CLOSURE GROUNDWATER MONITORING PROGRAM
HISTORIC AND CURRENT SAMPLE RESULTS
LEACHATE INDICATORS

CONSTITUENT	NYSDEC Class GA Groundwater Standards/Guidance Values	CAS #	SITE : DATE : UNITS:	MW-021 11/29/2005 (mg/l)	MW-021 2/28/2006 (mg/l)	MW-021 5/18/2006 (mg/l)	MW-021 8/10/2006 (mg/l)	MW-021 11/30/2006 (mg/l)	MW-021 (mg/l)	MW-021 (mg/l)	MW-021 (mg/l)
Color (APHA Units)	-	-	(mg/l)	NS	NS	NS	NS	5 U			
Alkalinity (as CaCO ₃)	-	471-34-1	(mg/l)	6.4	9.1	17	25.4	31.4			
Ammonia (as N)	2 ST	7664-41-7	(mg/l)	0.85	0.65	0.33	0.27	0.53			
Biochemical Oxygen Demand	-	-	(mg/l)	2 U	2 U	2 U	2 U	2 U			
Bromide	2 GV	24959-67-9	(mg/l)	1.1	0.5	0.5 U	0.5	0.8			
Chemical Oxygen Demand	-	-	(mg/l)	10 U	10 U	10 U	10 U	10 U			
Chloride	250 ST	16887-00-6	(mg/l)	26.4	31.4	38.2	24.3	36.8			
Hardness (as CaCO ₃)	-	-	(mg/l)	42	39	53	64	76			
Nitrate (as N)	10 ST	14797-55-8	(mg/l)	1.9	2.05	1.4	1.76	1.62			
Phenols, total	0.001 ST	-	(mg/l)	0.005 U	0.005 U	0.005 U	0.005 U	0.005 U			
Sulfate	250 ST	14808-79-8	(mg/l)	8.5	7.8	27.2	33.5	18.4			
Total Organic Carbon	-	-	(mg/l)	1 U	1.2	1 U	1.2	1.2			
Total Dissolved Solids	-	-	(mg/l)	81	109	134	135	129			
Total Kjeldahl Nitrogen (as N)	-	7727-37-9	(mg/l)	0.86	0.84	1.06	0.46	0.82			

NOTES:

NS: Not sampled

U: Analyzed for but not detected, value shown is instrument detection limit

: Concentration exceeds Standard/Guidance Value

J: Reported value is estimated due to variance from quality control limits

Appendix A-1

SONIA ROAD LANDFILL
POST CLOSURE GROUNDWATER MONITORING PROGRAM
HISTORIC AND CURRENT SAMPLE RESULTS
LEACHATE INDICATORS

CONSTITUENT	NYSDEC Class GA Groundwater Standards/Guidance Values	CAS #	SITE : DATE : UNITS:	MW-02S 10/27/1997 (mg/l)	MW-02S 11/30/2000 (mg/l)	MW-02S 01/31/2001 (mg/l)	MW-02S 8/21/2002 (mg/l)	MW-02S 11/20/2002 (mg/l)	MW-02S 3/5/2003 (mg/l)	MW-02S 6/3/2003 (mg/l)	MW-02S 8/21/2003 (mg/l)
Color (APHA Units)	-	-	(mg/l)	5 U	5 U	5 U	NS	NS	NS	NS	NS
Alkalinity (as CaCO ₃)	-	471-34-1	(mg/l)	86.6	86.2	85	NS	NS	NS	NS	NS
Ammonia (as N)	2 ST	7664-41-7	(mg/l)	0.08	1.5	1.1	NS	NS	NS	NS	NS
Biochemical Oxygen Demand	-	-	(mg/l)	2 U	2 U	2	NS	NS	NS	NS	NS
Bromide	2 GV	24959-67-9	(mg/l)	0.5 U	0.5 U	0.5 U	NS	NS	NS	NS	NS
Chemical Oxygen Demand	-	-	(mg/l)	15 U	10 U	10 U	NS	NS	NS	NS	NS
Chloride	250 ST	16887-00-6	(mg/l)	21.2	9.5	10	NS	NS	NS	NS	NS
Hardness (as CaCO ₃)	-	-	(mg/l)	92	88	120	NS	NS	NS	NS	NS
Nitrate (as N)	10 ST	14797-55-8	(mg/l)	0.82	2.4	1.8	NS	NS	NS	NS	NS
Phenols, total	0.001 ST	-	(mg/l)	0.0010 U	0.005 U	0.005 U	NS	NS	NS	NS	NS
Sulfate	250 ST	14808-79-8	(mg/l)	20.9	26.6	19.2	NS	NS	NS	NS	NS
Total Organic Carbon	-	-	(mg/l)	2.2	1.6	2.7	NS	NS	NS	NS	NS
Total Dissolved Solids	-	-	(mg/l)	171	138	170	NS	NS	NS	NS	NS
Total Kjeldahl Nitrogen (as N)	-	7727-37-9	(mg/l)	0.2	1.4	1.1	NS	NS	NS	NS	NS

CONSTITUENT	NYSDEC Class GA Groundwater Standards/Guidance Values	CAS #	SITE : DATE : UNITS:	MW-02S 11/11/2003 (mg/l)	MW-02S 2/26/2004 (mg/l)	MW-02S 5/20/2004 (mg/l)	MW-02S 8/20/2004 (mg/l)	MW-02S 11/10/2004 (mg/l)	MW-02S 2/28/2005 (mg/l)	MW-02S 5/26/2005 (mg/l)	MW-02S 8/24/2005 (mg/l)
Color (APHA Units)	-	-	(mg/l)	NS	NS	NS	NS	NS	NS	NS	NS
Alkalinity (as CaCO ₃)	-	471-34-1	(mg/l)	NS	NS	NS	NS	NS	NS	NS	NS
Ammonia (as N)	2 ST	7664-41-7	(mg/l)	NS	NS	NS	NS	NS	NS	NS	NS
Biochemical Oxygen Demand	-	-	(mg/l)	NS	NS	NS	NS	NS	NS	NS	NS
Bromide	2 GV	24959-67-9	(mg/l)	NS	NS	NS	NS	NS	NS	NS	NS
Chemical Oxygen Demand	-	-	(mg/l)	NS	NS	NS	NS	NS	NS	NS	NS
Chloride	250 ST	16887-00-6	(mg/l)	NS	NS	NS	NS	NS	NS	NS	NS
Hardness (as CaCO ₃)	-	-	(mg/l)	NS	NS	NS	NS	NS	NS	NS	NS
Nitrate (as N)	10 ST	14797-55-8	(mg/l)	NS	NS	NS	NS	NS	NS	NS	NS
Phenols, total	0.001 ST	-	(mg/l)	NS	NS	NS	NS	NS	NS	NS	NS
Sulfate	250 ST	14808-79-8	(mg/l)	NS	NS	NS	NS	NS	NS	NS	NS
Total Organic Carbon	-	-	(mg/l)	NS	NS	NS	NS	NS	NS	NS	NS
Total Dissolved Solids	-	-	(mg/l)	NS	NS	NS	NS	NS	NS	NS	NS
Total Kjeldahl Nitrogen (as N)	-	7727-37-9	(mg/l)	NS	NS	NS	NS	NS	NS	NS	NS

NOTES:

NS: Not sampled

U: Analyzed for but not detected, value shown is instrument detection limit

: Concentration exceeds Standard/Guidance Value

J: Reported value is estimated due to variance from quality control limits

Appendix A-1

**SONIA ROAD LANDFILL
POST CLOSURE GROUNDWATER MONITORING PROGRAM
HISTORIC AND CURRENT SAMPLE RESULTS
LEACHATE INDICATORS**

CONSTITUENT	NYSDEC Class GA Groundwater Standards/Guidance Values	CAS #	SITE : DATE : UNITS:	MW-02S	MW-02S	MW-02S	MW-02S	MW-02S	MW-02S	MW-02S	MW-02S
				11/29/2005 (mg/l)	2/28/2006 (mg/l)	5/18/2006 (mg/l)	8/10/2006 (mg/l)	11/30/2006 (mg/l)	(mg/l)	(mg/l)	(mg/l)
Color (APHA Units)	-	-	(mg/l)	NS	NS	NS	NS	NS			
Alkalinity (as CaCO ₃)	-	471-34-1	(mg/l)	NS	NS	NS	NS	NS			
Ammonia (as N)	2 ST	7664-41-7	(mg/l)	NS	NS	NS	NS	NS			
Biochemical Oxygen Demand	-	-	(mg/l)	NS	NS	NS	NS	NS			
Bromide	2 GV	24959-67-9	(mg/l)	NS	NS	NS	NS	NS			
Chemical Oxygen Demand	-	-	(mg/l)	NS	NS	NS	NS	NS			
Chloride	250 ST	16887-00-6	(mg/l)	NS	NS	NS	NS	NS			
Hardness (as CaCO ₃)	-	-	(mg/l)	NS	NS	NS	NS	NS			
Nitrate (as N)	10 ST	14797-55-8	(mg/l)	NS	NS	NS	NS	NS			
Phenols, total	0.001 ST	-	(mg/l)	NS	NS	NS	NS	NS			
Sulfate	250 ST	14808-79-8	(mg/l)	NS	NS	NS	NS	NS			
Total Organic Carbon	-	-	(mg/l)	NS	NS	NS	NS	NS			
Total Dissolved Solids	-	-	(mg/l)	NS	NS	NS	NS	NS			
Total Kjeldahl Nitrogen (as N)	-	7727-37-9	(mg/l)	NS	NS	NS	NS	NS			

NOTES:

NS: Not sampled

U: Analyzed for but not detected, value shown is instrument detection limit

: Concentration exceeds Standard/Guidance Value

J: Reported value is estimated due to variance from quality control limits

Appendix A-1

SONIA ROAD LANDFILL
POST CLOSURE GROUNDWATER MONITORING PROGRAM
HISTORIC AND CURRENT SAMPLE RESULTS
LEACHATE INDICATORS

CONSTITUENT	NYSDEC Class GA Groundwater Standards/Guidance Values	CAS #	SITE : DATE : UNITS:	MW-03S	MW-03S	MW-03S	MW-03S	MW-03S	MW-03S	MW-03S	MW-03S
				10/30/1997	12/06/2000	02/02/2001	8/22/2002	11/22/2002	3/7/2003	6/5/2003	8/25/2003
Color (APHA Units)	-	-	(mg/l)	70	70	100	NS	50	NS	NS	60
Alkalinity (as CaCO ₃)	-	471-34-1	(mg/l)	187	183	160	169	146	5 U	175	297
Ammonia (as N)	2 ST	7664-41-7	(mg/l)	2	2.3	1.66	2.07	2.7	5.78	1.66	2.08
Biochemical Oxygen Demand	-	-	(mg/l)	11	11	18	5	13	10	8	8
Bromide	2 GV	24959-67-9	(mg/l)	0.5 U	0.5 U	0.5 U	1.5	0.5 U	0.5 U	0.5 U	0.6
Chemical Oxygen Demand	-	-	(mg/l)	37	10 U	32.6	34.7	44.5	35.3	33.8	77.6
Chloride	250 ST	16887-00-6	(mg/l)	75.3	28.8	26.8	37.6	40.2	30.5	21.2	42.9
Hardness (as CaCO ₃)	-	-	(mg/l)	190	180	188	220	340	500	400	650
Nitrate (as N)	10 ST	14797-55-8	(mg/l)	0.1 U	0.1 U	0.254	0.1 U	0.67	0.88	0.1 U	0.27
Phenols, total	0.001 ST	-	(mg/l)	0.0018	0.005 U	0.005 U	0.005 U	0.005 U	0.005 U	0.005 U	0.005 U
Sulfate	250 ST	14808-79-8	(mg/l)	5 U	5.1	19	96	545	860	96.5	30.4
Total Organic Carbon	-	-	(mg/l)	7.7	4.3	4.67	4.9	3.9	5.8	5.7	8.1
Total Dissolved Solids	-	-	(mg/l)	246	237	248	290	695	876	452	528
Total Kjeldahl Nitrogen (as N)	-	7727-37-9	(mg/l)	3.1	2	1.7	3	2.48	8.69	1.46	2.92

CONSTITUENT	NYSDEC Class GA Groundwater Standards/Guidance Values	CAS #	SITE : DATE : UNITS:	MW-03S	MW-03S	MW-03S	MW-03S	MW-03S	MW-03S	MW-03S	MW-03S
				11/13/2003	3/2/2004	5/24/2004	8/23/2004	11/10/2004	3/2/2005	5/31/2005	8/26/2005
Color (APHA Units)	-	-	(mg/l)	NS	NS	120	NS	NS	200	NS	NS
Alkalinity (as CaCO ₃)	-	471-34-1	(mg/l)	263	213	209	225	225	228	278	258
Ammonia (as N)	2 ST	7664-41-7	(mg/l)	2.88	0.5 U	1.57	2.28	1.42	1.73	2.19	2.54
Biochemical Oxygen Demand	-	-	(mg/l)	12	9	10	2 U	14	10	10	17
Bromide	2 GV	24959-67-9	(mg/l)	2.1	3.1	0.5 U	1.5	4.8	2.2	3	2.1
Chemical Oxygen Demand	-	-	(mg/l)	38.6	50.4	25.5	10 U	10 U	29.3	66.8	24.3
Chloride	250 ST	16887-00-6	(mg/l)	52.3	32.7	41.7	51.1	69.7	52.4	47.9	45.2
Hardness (as CaCO ₃)	-	-	(mg/l)	440	300	700	172	320	250	370	270
Nitrate (as N)	10 ST	14797-55-8	(mg/l)	0.1 U	0.5 U	0.56	0.1 U	0.14	0.42	0.18	0.1 U
Phenols, total	0.001 ST	-	(mg/l)	0.005 U	0.005 U	0.005 U	0.005 U	0.005 U	0.005 U	0.005 U	0.005 U
Sulfate	250 ST	14808-79-8	(mg/l)	5.7	11.2	24.3	5 U	5 U	6	16.6	5 U
Total Organic Carbon	-	-	(mg/l)	7	6	6.8	6.1	6.2	7	9.5	8.4
Total Dissolved Solids	-	-	(mg/l)	345	320	320	513	334	335	393	486
Total Kjeldahl Nitrogen (as N)	-	7727-37-9	(mg/l)	3.23	2.03	2.27	2.61	2.08	2.06	2.89	2.99

NOTES:

NS: Not sampled

U: Analyzed for but not detected, value shown is instrument detection limit

: Concentration exceeds Standard/Guidance Value

J: Reported value is estimated due to variance from quality control limits

Appendix A-1

SONIA ROAD LANDFILL
POST CLOSURE GROUNDWATER MONITORING PROGRAM
HISTORIC AND CURRENT SAMPLE RESULTS
LEACHATE INDICATORS

CONSTITUENT	NYSDEC Class GA Groundwater Standards/Guidance Values	CAS #	SITE : DATE : UNITS:	MW-03S	MW-03S	MW-03S	MW-03S	MW-03S	MW-03S	MW-03S	MW-03S
				11/30/2005 (mg/l)	3/1/2006 (mg/l)	5/18/2006 (mg/l)	8/9/2006 (mg/l)	11/29/2006 (mg/l)	(mg/l)	(mg/l)	(mg/l)
Color (APHA Units)	-	-	(mg/l)	NS	NS	NS	NS	70			
Alkalinity (as CaCO ₃)	-	471-34-1	(mg/l)	326	368	312	327	274			
Ammonia (as N)	2 ST	7664-41-7	(mg/l)	2.47	2.59	1.35	3.08	2.60			
Biochemical Oxygen Demand	-	-	(mg/l)	7	10	10	16	9			
Bromide	2 GV	24959-67-9	(mg/l)	2.8	1.6	1.5	1.1	1.4			
Chemical Oxygen Demand	-	-	(mg/l)	26.8	36.1	23.6	21.1	43.7			
Chloride	250 ST	16887-00-6	(mg/l)	56	56.6	45.9	49.2	47.7			
Hardness (as CaCO ₃)	-	-	(mg/l)	420	390	320	315	300			
Nitrate (as N)	10 ST	14797-55-8	(mg/l)	0.1 U	0.12	0.1 U	0.1 U	0.1 U			
Phenols, total	0.001 ST	-	(mg/l)	0.005 U	0.005 U	0.005 U	0.005 U	0.005 U			
Sulfate	250 ST	14808-79-8	(mg/l)	110	43.8	5 U	5 U	11.9			
Total Organic Carbon	-	-	(mg/l)	10.4	12.8	8.1	9.4	8.3			
Total Dissolved Solids	-	-	(mg/l)	564	554	424	602	404			
Total Kjeldahl Nitrogen (as N)	-	7727-37-9	(mg/l)	3.89	3.32	3.77	4.32	3.60			

NOTES:

NS: Not sampled

U: Analyzed for but not detected, value shown is instrument detection limit

: Concentration exceeds Standard/Guidance Value

J: Reported value is estimated due to variance from quality control limits

Appendix A-1

SONIA ROAD LANDFILL
POST CLOSURE GROUNDWATER MONITORING PROGRAM
HISTORIC AND CURRENT SAMPLE RESULTS
LEACHATE INDICATORS

CONSTITUENT	NYSDEC Class GA Groundwater Standards/Guidance Values	CAS #	SITE : DATE : UNITS:	MW-04D	MW-04D	MW-04D	MW-04D	MW-04D	MW-04D	MW-04D	MW-04D
				10/28/1997 (mg/l)	12/06/2000 (mg/l)	02/01/2001 (mg/l)	8/23/2002 (mg/l)	11/21/2002 (mg/l)	3/7/2003 (mg/l)	6/3/2003 (mg/l)	8/25/2003 (mg/l)
Color (APHA Units)	-	-	(mg/l)	150	150	50	NS	60	NS	NS	80
Alkalinity (as CaCO ₃)	-	471-34-1	(mg/l)	210	232	260	117	103	88.2	110	1430
Ammonia (as N)	2 ST	7664-41-7	(mg/l)	2.8	5.3	5.4	3.91	2.65	3.68	4.33	4.31
Biochemical Oxygen Demand	-	-	(mg/l)	8	4	8	13	2 U	2	12	7
Bromide	2 GV	24959-67-9	(mg/l)	1.1	0.8	1.1	3	0.5 U	0.5 U	0.5 U	0.5
Chemical Oxygen Demand	-	-	(mg/l)	46	10 U	10.6	12.7	15.1	10 U	28.9	48.4
Chloride	250 ST	16887-00-6	(mg/l)	50.1	42.8	42	20	20.4	12.5	18.6	18.9
Hardness (as CaCO ₃)	-	-	(mg/l)	280	280	200	110	200	140	120	500
Nitrate (as N)	10 ST	14797-55-8	(mg/l)	0.1 U	0.1 U	0.1 U	1.52	0.61	0.1 U	0.1 U	0.1 U
Phenols, total	0.001 ST	-	(mg/l)	0.0049	0.005 U	0.005 U	0.005 U	0.005 U	0.005 U	0.005 U	0.005 U
Sulfate	250 ST	14808-79-8	(mg/l)	18.3	9.1	6.10	10	42.6	17.9	22.1	21.5
Total Organic Carbon	-	-	(mg/l)	4.7	6.5	6.2	3	1.7	2.9	2	1.8
Total Dissolved Solids	-	-	(mg/l)	318	304	310	170	241	40	162	214
Total Kjeldahl Nitrogen (as N)	-	7727-37-9	(mg/l)	5.6	6.6	7	4.47	3.06	4.85	4.14	4.69

CONSTITUENT	NYSDEC Class GA Groundwater Standards/Guidance Values	CAS #	SITE : DATE : UNITS:	MW-04D	MW-04D	MW-04D	MW-04D	MW-04D	MW-04D	MW-04D	MW-04D
				11/11/2003 (mg/l)	2/26/2004 (mg/l)	5/24/2004 (mg/l)	8/23/2004 (mg/l)	11/9/2004 (mg/l)	3/1/2005 (mg/l)	5/27/2005 (mg/l)	8/26/2005 (mg/l)
Color (APHA Units)	-	-	(mg/l)	NS	NS	200	NS	NS	250	NS	NS
Alkalinity (as CaCO ₃)	-	471-34-1	(mg/l)	148	163	174	267	295	178	184	198
Ammonia (as N)	2 ST	7664-41-7	(mg/l)	4.83	1.19	4.21	5.28	3.08	3.89	3.72	2.87
Biochemical Oxygen Demand	-	-	(mg/l)	4	9	12	2 U	5	4	5	6
Bromide	2 GV	24959-67-9	(mg/l)	2	2.3	0.5	0.5	2.1	0.6	0.5 U	0.8
Chemical Oxygen Demand	-	-	(mg/l)	19.2	37.9	13.1	10 U	30.5	16.8	34.3	14.3
Chloride	250 ST	16887-00-6	(mg/l)	17.8	25.1	27.6	34.8	41.7	34.7	37.5	37.3
Hardness (as CaCO ₃)	-	-	(mg/l)	320	132	800	172	220	260	270	230
Nitrate (as N)	10 ST	14797-55-8	(mg/l)	0.1 U	0.1 U	0.1 U	0.1 U	0.1 U	0.1 U	0.1 U	0.1 U
Phenols, total	0.001 ST	-	(mg/l)	0.005 U	0.005 U	0.005 U	0.005 U	0.005 U	0.005 U	0.005 U	0.005 U
Sulfate	250 ST	14808-79-8	(mg/l)	14.8	8	13	5.1	5 U	13.8	17.7	14.2
Total Organic Carbon	-	-	(mg/l)	1.7	2.3	3	3.5	4.1	4.1	4.72	5.4
Total Dissolved Solids	-	-	(mg/l)	208	50	248	415	376	283	271	362
Total Kjeldahl Nitrogen (as N)	-	7727-37-9	(mg/l)	4.27	4.54	4.4	5.04	3.89	3.66	3.46	2.88

NOTES:

NS: Not sampled

U: Analyzed for but not detected, value shown is instrument detection limit

: Concentration exceeds Standard/Guidance Value

J: Reported value is estimated due to variance from quality control limits

Appendix A-1

SONIA ROAD LANDFILL
POST CLOSURE GROUNDWATER MONITORING PROGRAM
HISTORIC AND CURRENT SAMPLE RESULTS
LEACHATE INDICATORS

CONSTITUENT	NYSDEC Class GA Groundwater Standards/Guidance Values	CAS #	SITE :	MW-04D	MW-04D	MW-04D	MW-04D	MW-04D	MW-04D	MW-04D	MW-04D
			DATE :	11/30/2005	3/1/2006	5/22/2006	8/10/2006	11/30/2006	(mg/l)	(mg/l)	(mg/l)
			UNITS:	(mg/l)	(mg/l)	(mg/l)	(mg/l)	(mg/l)	(mg/l)	(mg/l)	(mg/l)
Color (APHA Units)	-	-	(mg/l)	NS	NS	NS	NS	70			
Alkalinity (as CaCO ₃)	-	471-34-1	(mg/l)	157	109	66.2	53	49.8			
Ammonia (as N)	2 ST	7664-41-7	(mg/l)	2.55	1.74	0.48	1.06	0.90			
Biochemical Oxygen Demand	-	-	(mg/l)	3	2	2 U	2 U	2 U			
Bromide	2 GV	24959-67-9	(mg/l)	0.7	0.6	0.9	0.5 U	0.5 U			
Chemical Oxygen Demand	-	-	(mg/l)	10 U	10 U	10 U	10 U	10 U			
Chloride	250 ST	16887-00-6	(mg/l)	38	31.2	26	16.7	10.4			
Hardness (as CaCO ₃)	-	-	(mg/l)	168	135	95	80	64			
Nitrate (as N)	10 ST	14797-55-8	(mg/l)	0.1 U	0.19	0.1 U	0.1 U	0.1 U			
Phenols, total	0.001 ST	-	(mg/l)	0.005 U	0.005 U	0.005 U	0.005 U	0.005 U			
Sulfate	250 ST	14808-79-8	(mg/l)	23.5	31.2	29.2	23.3	16.5			
Total Organic Carbon	-	-	(mg/l)	3.7	3.8	1.8	1.5	1.6			
Total Dissolved Solids	-	-	(mg/l)	252	226	170	137	106			
Total Kjeldahl Nitrogen (as N)	-	7727-37-9	(mg/l)	2.48	2.05	1.44	1.28	1.60			

NOTES:

NS: Not sampled

U: Analyzed for but not detected, value shown is instrument detection limit

: Concentration exceeds Standard/Guidance Value

J: Reported value is estimated due to variance from quality control limits

Appendix A-1

SONIA ROAD LANDFILL
POST CLOSURE GROUNDWATER MONITORING PROGRAM
HISTORIC AND CURRENT SAMPLE RESULTS
LEACHATE INDICATORS

CONSTITUENT	NYSDEC Class GA Groundwater Standards/Guidance Values	CAS #	SITE : DATE : UNITS:	MW-04I	MW-04I	MW-04I	MW-04I	MW-04I	MW-04I	MW-04I	MW-04I
				10/29/1997	12/06/2000	02/01/2001	8/23/2002	11/22/2002	3/6/2003	6/3/2003	8/22/2003
Color (APHA Units)	-	-	(mg/l)	30	200	60	NS	80	NS	NS	150
Alkalinity (as CaCO ₃)	-	471-34-1	(mg/l)	309	339	240	202	385	282	354	387
Ammonia (as N)	2 ST	7664-41-7	(mg/l)	1.8	9.2	8.2	5.48	5.38	6.01	6.53	5.49
Biochemical Oxygen Demand	-	-	(mg/l)	6	24	20	8	18	39	50	15
Bromide	2 GV	24959-67-9	(mg/l)	0.8	0.9	0.70	3.3	0.5 U	0.5 U	0.5 U	0.5 U
Chemical Oxygen Demand	-	-	(mg/l)	37	10 U	10 U	20	46.9	51.3	31.4	21.6
Chloride	250 ST	16887-00-6	(mg/l)	28.7	50.9	48	22.1	49.5	44.4	49.8	47
Hardness (as CaCO ₃)	-	-	(mg/l)	210	480	200	80	460	290	440	320
Nitrate (as N)	10 ST	14797-55-8	(mg/l)	0.12	0.1 U	0.1 U	0.59	0.15	0.1 U	0.1 U	0.1 U
Phenols, total	0.001 ST	-	(mg/l)	0.0039	0.005 U	0.005 U	0.005 U	0.005 U	0.005 U	0.005 U	0.005 U
Sulfate	250 ST	14808-79-8	(mg/l)	14.5	5 U	5 U	5 U	10.7	5.6	6.3	5 U
Total Organic Carbon	-	-	(mg/l)	5.2	7.5	7.5	5.5	6.4	6.4	7.2	7.4
Total Dissolved Solids	-	-	(mg/l)	424	410	310	195	402	400	422	504
Total Kjeldahl Nitrogen (as N)	-	7727-37-9	(mg/l)	4.3	11.4	10.1	6.38	7.29	7.93	6.21	6.88

CONSTITUENT	NYSDEC Class GA Groundwater Standards/Guidance Values	CAS #	SITE : DATE : UNITS:	MW-04I	MW-04I	MW-04I	MW-04I	MW-04I	MW-04I	MW-04I	MW-04I
				11/12/2003	2/26/2004	5/24/2004	8/23/2004	11/8/2004	3/1/2005	5/27/2005	8/26/2005
Color (APHA Units)	-	-	(mg/l)	NS	NS	120	NS	NS	140	NS	NS
Alkalinity (as CaCO ₃)	-	471-34-1	(mg/l)	326	311	278	279	373	308	300	266
Ammonia (as N)	2 ST	7664-41-7	(mg/l)	5.74	4.77	4.06	4.20	3.50	9.22	8.5	6.32
Biochemical Oxygen Demand	-	-	(mg/l)	62	28	10	8	11	15	19	15
Bromide	2 GV	24959-67-9	(mg/l)	0.5	3.4	0.5 U	0.6	4.4	0.5 U	0.8	0.7
Chemical Oxygen Demand	-	-	(mg/l)	48.4	30.5	18.1	10 U	37.9	31.8	64.3	26.8
Chloride	250 ST	16887-00-6	(mg/l)	46	40.2	40.8	40.5	36.3	35	36.8	33.5
Hardness (as CaCO ₃)	-	-	(mg/l)	390	270	850	208	268	330	250	260
Nitrate (as N)	10 ST	14797-55-8	(mg/l)	0.1 U	0.1 U	0.1 U	0.48	0.1 U	0.11	0.1 U	0.1 U
Phenols, total	0.001 ST	-	(mg/l)	0.005 U	0.005 U	0.005 U	0.005 U	0.005 U	0.005 U	0.005 U	0.005 U
Sulfate	250 ST	14808-79-8	(mg/l)	5 U	5 U	5 U	5 U	13.5	5.3	5 U	5 U
Total Organic Carbon	-	-	(mg/l)	6.5	6.6	6.7	7	8.9	8.2	8.79	8
Total Dissolved Solids	-	-	(mg/l)	368	420	370	480	465	403	333	437
Total Kjeldahl Nitrogen (as N)	-	7727-37-9	(mg/l)	5.09	4.45	4.38	4.34	5.37	8.62	7.94	6.64

NOTES:

NS: Not sampled

U: Analyzed for but not detected, value shown is instrument detection limit

: Concentration exceeds Standard/Guidance Value

J: Reported value is estimated due to variance from quality control limits

Appendix A-1

SONIA ROAD LANDFILL
POST CLOSURE GROUNDWATER MONITORING PROGRAM
HISTORIC AND CURRENT SAMPLE RESULTS
LEACHATE INDICATORS

CONSTITUENT	NYSDEC Class GA Groundwater Standards/Guidance Values	CAS #	SITE : DATE : UNITS:	MW-041 11/30/2005 (mg/l)	MW-041 3/1/2006 (mg/l)	MW-041 5/22/2006 (mg/l)	MW-041 8/10/2006 (mg/l)	MW-041 11/30/2006 (mg/l)	MW-041 (mg/l)	MW-041 (mg/l)	MW-041 (mg/l)
Color (APHA Units)	-	-	(mg/l)	NS	NS	NS	NS	70			
Alkalinity (as CaCO ₃)	-	471-34-1	(mg/l)	229	164	114	162	104			
Ammonia (as N)	2 ST	7664-41-7	(mg/l)	5.46	3.35	1.56	2.38	1.33			
Biochemical Oxygen Demand	-	-	(mg/l)	7	9	2 U	3	3			
Bromide	2 GV	24959-67-9	(mg/l)	0.9	0.5 U	0.5 U	0.8	0.5			
Chemical Oxygen Demand	-	-	(mg/l)	11.8	10 U	10 U	10 U	10 U			
Chloride	250 ST	16887-00-6	(mg/l)	33.9	34.4	27.4	29.5	19.8			
Hardness (as CaCO ₃)	-	-	(mg/l)	192	160	110	155	100			
Nitrate (as N)	10 ST	14797-55-8	(mg/l)	0.1 U	0.16	0.24	0.1 U	0.1 U			
Phenols, total	0.001 ST	-	(mg/l)	0.005 U	0.005 U	0.005 U	0.005 U	0.005 U			
Sulfate	250 ST	14808-79-8	(mg/l)	5 U	5.7	17.3	11.5	7.8			
Total Organic Carbon	-	-	(mg/l)	6	5.4	3.4	3.7	2.4			
Total Dissolved Solids	-	-	(mg/l)	269	250	210	242	151			
Total Kjeldahl Nitrogen (as N)	-	7727-37-9	(mg/l)	5.27	3.81	5.47	2.77	1.71			

NOTES:

NS: Not sampled

U: Analyzed for but not detected, value shown is instrument detection limit

: Concentration exceeds Standard/Guidance Value

J: Reported value is estimated due to variance from quality control limits

Appendix A-1

SONIA ROAD LANDFILL
POST CLOSURE GROUNDWATER MONITORING PROGRAM
HISTORIC AND CURRENT SAMPLE RESULTS
LEACHATE INDICATORS

CONSTITUENT	NYSDEC Class GA Groundwater Standards/Guidance Values	CAS #	SITE : DATE : UNITS:	MW-04S	MW-04S	MW-04S	MW-04S	MW-04S	MW-04S	MW-04S	MW-04S
				10/29/1997	12/06/2000	02/01/2001	8/23/2002	11/22/2002	3/6/2003	6/3/2003	8/25/2003
Color (APHA Units)	-	-	(mg/l)	150	200	80	NS	70	NS	NS	60
Alkalinity (as CaCO ₃)	-	471-34-1	(mg/l)	618	364	400	405	543	489	452	374
Ammonia (as N)	2 ST	7664-41-7	(mg/l)	9.3	7.8	7.2	7.63	7.18	9.21	9.6	8.64
Biochemical Oxygen Demand	-	-	(mg/l)	5	37	34	26	23	44	34	31
Bromide	2 GV	24959-67-9	(mg/l)	1	1.2	1	4	0.5 U	0.5 U	0.5 U	0.5 U
Chemical Oxygen Demand	-	-	(mg/l)	67	10 U	13.4	34.7	37.1	61.9	33.8	996
Chloride	250 ST	16887-00-6	(mg/l)	63.3	42.2	49	49.9	51.3	49.3	54.9	44.7
Hardness (as CaCO ₃)	-	-	(mg/l)	540	480	340	380	440	500	460	700
Nitrate (as N)	10 ST	14797-55-8	(mg/l)	0.1 U	0.1 U	0.1 U	0.1 U	0.15	0.1 U	0.26	0.1 U
Phenols, total	0.001 ST	-	(mg/l)	0.0049	0.005 U	0.005 U	0.005 U	0.005 U	0.005 U	0.0052	0.005 U
Sulfate	250 ST	14808-79-8	(mg/l)	5 U	8.9	5.30	5 U	14	6.4	11.2	15.9
Total Organic Carbon	-	-	(mg/l)	17.3	8.1	11	9	8.8	9.6	8.4	8.9
Total Dissolved Solids	-	-	(mg/l)	624	426	460	430	465	595	547	546
Total Kjeldahl Nitrogen (as N)	-	7727-37-9	(mg/l)	23.3	8.9	10.7	7.24	8.65	12.6	10.4	9.9

CONSTITUENT	NYSDEC Class GA Groundwater Standards/Guidance Values	CAS #	SITE : DATE : UNITS:	MW-04S	MW-04S	MW-04S	MW-04S	MW-04S	MW-04S	MW-04S	MW-04S
				11/12/2003	3/2/2004	5/24/2004	8/23/2004	11/9/2004	3/1/2005	5/27/2005	8/26/2005
Color (APHA Units)	-	-	(mg/l)	NS	NS	140	NS	NS	140	NS	NS
Alkalinity (as CaCO ₃)	-	471-34-1	(mg/l)	402	343	379	378	438	375	336	348
Ammonia (as N)	2 ST	7664-41-7	(mg/l)	8.03	1.16	6.45	6.21	4.52	5.99	5.32	5.05
Biochemical Oxygen Demand	-	-	(mg/l)	41	31	67	22	12	17	21	33
Bromide	2 GV	24959-67-9	(mg/l)	1.1	3.6	0.5 U	0.6	4.6	1.7	1.4	1.2
Chemical Oxygen Demand	-	-	(mg/l)	48.4	60.3	35.5	10 U	37.9	24.3	46.8	31.8
Chloride	250 ST	16887-00-6	(mg/l)	37.9	40.3	49.3	52.5	51.1	50	59.2	58.3
Hardness (as CaCO ₃)	-	-	(mg/l)	660	560	900	296	410	440	300	380
Nitrate (as N)	10 ST	14797-55-8	(mg/l)	0.21	0.5	0.48	0.1 U	0.5	0.24	0.1 U	0.15
Phenols, total	0.001 ST	-	(mg/l)	0.005 U	0.005 U	0.005 U	0.005 U	0.005 U	0.005 U	0.005 U	0.005 U
Sulfate	250 ST	14808-79-8	(mg/l)	125	28.2	49.4	16.5	30.9	12.4	5 U	11.6
Total Organic Carbon	-	-	(mg/l)	9.5	8.4	10.1	8.4	8.6	8.6	9.5	10.1
Total Dissolved Solids	-	-	(mg/l)	610	471	440	608	614	490	438	570
Total Kjeldahl Nitrogen (as N)	-	7727-37-9	(mg/l)	7.64	5.24	6.73	6.59	5.46	6.05	6.3	5.55

NOTES:

NS: Not sampled

U: Analyzed for but not detected, value shown is instrument detection limit

: Concentration exceeds Standard/Guidance Value

J: Reported value is estimated due to variance from quality control limits

Appendix A-1

SONIA ROAD LANDFILL
POST CLOSURE GROUNDWATER MONITORING PROGRAM
HISTORIC AND CURRENT SAMPLE RESULTS
LEACHATE INDICATORS

CONSTITUENT	NYSDEC Class GA Groundwater Standards/Guidance Values	CAS #	SITE : DATE : UNITS:	MW-04S 11/29/2005 (mg/l)	MW-04S 2/28/2006 (mg/l)	MW-04S 5/22/2006 (mg/l)	MW-04S 8/10/2006 (mg/l)	MW-04S 11/30/2006 (mg/l)	MW-04S (mg/l)	MW-04S (mg/l)	MW-04S (mg/l)
Color (APHA Units)	-	-	(mg/l) NS	NS	NS	NS	NS	80			
Alkalinity (as CaCO ₃)	-	471-34-1	(mg/l)	363	350	351	338	338			
Ammonia (as N)	2 ST	7664-41-7	(mg/l)	4.65	4.42	2.63	5.36	5.80			
Biochemical Oxygen Demand	-	-	(mg/l)	18	22	18	16	13			
Bromide	2 GV	24959-67-9	(mg/l)	8.7	3.4	2.4	1.4	1.0			
Chemical Oxygen Demand	-	-	(mg/l)	24.3	51.2	26.1	26.1	13.5			
Chloride	250 ST	16887-00-6	(mg/l)	55.1	59.6	62.6	70.1	72.9			
Hardness (as CaCO ₃)	-	-	(mg/l)	360	330	365	305	360			
Nitrate (as N)	10 ST	14797-55-8	(mg/l)	0.75	0.2	0.1 U	0.1 U	0.1 U			
Phenols, total	0.001 ST	-	(mg/l)	0.005 U	0.005 U	0.005 U	0.005 U	0.005 U			
Sulfate	250 ST	14808-79-8	(mg/l)	5 U	17.2	17.6	5 U	5 U			
Total Organic Carbon	-	-	(mg/l)	7.2	9	8.1	9	8.0			
Total Dissolved Solids	-	-	(mg/l)	444	508	504	474	424			
Total Kjeldahl Nitrogen (as N)	-	7727-37-9	(mg/l)	6.7	5.71	6.04	6.07	7.14			

NOTES:

NS: Not sampled

U: Analyzed for but not detected, value shown is instrument detection limit

: Concentration exceeds Standard/Guidance Value

J: Reported value is estimated due to variance from quality control limits

Appendix A-1

SONIA ROAD LANDFILL
POST CLOSURE GROUNDWATER MONITORING PROGRAM
HISTORIC AND CURRENT SAMPLE RESULTS
LEACHATE INDICATORS

CONSTITUENT	NYSDEC Class GA Groundwater Standards/Guidance Values	CAS #	SITE : DATE : UNITS:	MW-05D	MW-05D	MW-05D	MW-05D	MW-05D	MW-05D	MW-05D	MW-05D
				10/29/1997	12/08/2000	02/02/2001	8/23/2002	11/22/2002	3/7/2003	6/5/2003	8/25/2003
Color (APHA Units)	-	-	(mg/l)	5 U	50	10	NS	5	NS	NS	5 U
Alkalinity (as CaCO ₃)	-	471-34-1	(mg/l)	234	467	505	138	128	90	50.9	34.4
Ammonia (as N)	2 ST	7664-41-7	(mg/l)	4.3	14.9	16.1	4.41	0.1 U	2.96	0.1 U	0.1 U
Biochemical Oxygen Demand	-	-	(mg/l)	2	5	12	8	10	2 U	13	6
Bromide	2 GV	24959-67-9	(mg/l)	0.5 U	0.5 U	0.5 U	3.2	0.5 U	0.5 U	0.5 U	0.5 U
Chemical Oxygen Demand	-	-	(mg/l)	43	40.5	32.6	17.6	22.5	10 U	10 U	36.2
Chloride	250 ST	16887-00-6	(mg/l)	51.5	65.4	51.6	27.9	32.8	34	38.5	27.1
Hardness (as CaCO ₃)	-	-	(mg/l)	260	410	360	148	130	136	160	110
Nitrate (as N)	10 ST	14797-55-8	(mg/l)	0.1 U	0.1 U	1.5	4.46	5.73	11.4	0.68	15.1
Phenols, total	0.001 ST	-	(mg/l)	0.0015	0.005 U	0.005 U	0.005 U	0.005 U	0.005 U	0.005 U	0.005 U
Sulfate	250 ST	14808-79-8	(mg/l)	27.5	25.5	17.8	33.5	32.7	15	9.8	7.6
Total Organic Carbon	-	-	(mg/l)	6	13.6	11.1	4.3	2.7	1.7	1 U	1 U
Total Dissolved Solids	-	-	(mg/l)	337	549	566	266	297	242	258	344
Total Kjeldahl Nitrogen (as N)	-	7727-37-9	(mg/l)	6	15.3	18	4.57	2.54	3.46	1.86	1.4

CONSTITUENT	NYSDEC Class GA Groundwater Standards/Guidance Values	CAS #	SITE : DATE : UNITS:	MW-05D	MW-05D	MW-05D	MW-05D	MW-05D	MW-05D	MW-05D	MW-05D
				11/12/2003	3/2/2004	5/25/2004	8/23/2004	11/10/2004	3/2/2005	5/31/2005	8/26/2005
Color (APHA Units)	-	-	(mg/l)	NS	NS	5	NS	NS	5 U	NS	NS
Alkalinity (as CaCO ₃)	-	471-34-1	(mg/l)	29.6	41.5	39.6	31.2	29.6	29.2	27.2	27.7
Ammonia (as N)	2 ST	7664-41-7	(mg/l)	0.1	1.44	1.4	0.1 U	0.1 U	0.93	0.88	0.69
Biochemical Oxygen Demand	-	-	(mg/l)	2 U	2	2 U	2 U	2 U	2 U	4	2 U
Bromide	2 GV	24959-67-9	(mg/l)	1.1	6	1	1.6	3.2	2.8	1.9	1.8
Chemical Oxygen Demand	-	-	(mg/l)	21.6	15.6	10 U	10 U	10 U	10 U	24.3	10 U
Chloride	250 ST	16887-00-6	(mg/l)	23.3	32.7	23.9	24.8	27.9	28.9	25.6	25.9
Hardness (as CaCO ₃)	-	-	(mg/l)	300	190	160	40	110	84	84	80
Nitrate (as N)	10 ST	14797-55-8	(mg/l)	13.5	8.85	7.52	9.95	10.1	8.12	7.49	7.87
Phenols, total	0.001 ST	-	(mg/l)	0.005 U	0.005 U	0.005 U	0.005 U	0.005 U	0.005 U	0.005 U	0.005 U
Sulfate	250 ST	14808-79-8	(mg/l)	8.9	9	13.4	12.2	9.5	11.1	9.9	11.9
Total Organic Carbon	-	-	(mg/l)	1.4	1.3	1 U	1 U	1.2	1 U	1 U	1.3
Total Dissolved Solids	-	-	(mg/l)	190	284	189	300	150	154	168	285
Total Kjeldahl Nitrogen (as N)	-	7727-37-9	(mg/l)	1.14	1.39	1.52	1.28	1.36	0.72	1.02	0.77

NOTES:

NS: Not sampled

U: Analyzed for but not detected, value shown is instrument detection limit

: Concentration exceeds Standard/Guidance Value

J: Reported value is estimated due to variance from quality control limits

Appendix A-1

**SONIA ROAD LANDFILL
POST CLOSURE GROUNDWATER MONITORING PROGRAM
HISTORIC AND CURRENT SAMPLE RESULTS
LEACHATE INDICATORS**

CONSTITUENT	NYSDEC Class GA Groundwater Standards/Guidance Values	CAS #	SITE : DATE : UNITS:	MW-05D	MW-05D	MW-05D	MW-05D	MW-05D	MW-05D	MW-05D	MW-05D
				11/30/2005 (mg/l)	3/1/2006 (mg/l)	5/18/2006 (mg/l)	8/9/2006 (mg/l)	11/30/2006 (mg/l)	(mg/l)	(mg/l)	(mg/l)
Color (APHA Units)	-	-	(mg/l)	NS	NS	NS	NS	5 U			
Alkalinity (as CaCO ₃)	-	471-34-1	(mg/l)	27.4	26.6	28.8	92	77.0			
Ammonia (as N)	2 ST	7664-41-7	(mg/l)	1.05	0.74	0.1 U	0.92	0.90			
Biochemical Oxygen Demand	-	-	(mg/l)	2 U	2 U	2 U	2 U	2 U			
Bromide	2 GV	24959-67-9	(mg/l)	2.9	2.2	3	1.6	1.7			
Chemical Oxygen Demand	-	-	(mg/l)	10 U	10 U	10 U	16	13.5			
Chloride	250 ST	16887-00-6	(mg/l)	31.5	31	27.7	69	63.7			
Hardness (as CaCO ₃)	-	-	(mg/l)	88	128	100	215	190			
Nitrate (as N)	10 ST	14797-55-8	(mg/l)	8.69	8.7	9.97	3.46	2.16			
Phenols, total	0.001 ST	-	(mg/l)	0.005 U	0.005 U	0.005 U	0.005 U	0.005 U			
Sulfate	250 ST	14808-79-8	(mg/l)	11.3	11.8	12.9	85.5	112			
Total Organic Carbon	-	-	(mg/l)	1.5	1.4	1	3.1	2.9			
Total Dissolved Solids	-	-	(mg/l)	185	178	178	388	344			
Total Kjeldahl Nitrogen (as N)	-	7727-37-9	(mg/l)	0.9	0.88	0.78	1.29	1.46			

NOTES:

NS: Not sampled

U: Analyzed for but not detected, value shown is instrument detection limit

: Concentration exceeds Standard/Guidance Value

J: Reported value is estimated due to variance from quality control limits

Appendix A-1

SONIA ROAD LANDFILL
POST CLOSURE GROUNDWATER MONITORING PROGRAM
HISTORIC AND CURRENT SAMPLE RESULTS
LEACHATE INDICATORS

CONSTITUENT	NYSDEC Class GA Groundwater Standards/Guidance Values	CAS #	SITE : DATE : UNITS:	MW-051	MW-051	MW-051	MW-051	MW-051	MW-051	MW-051	MW-051
				10/29/1997 (mg/l)	12/08/2000 (mg/l)	02/02/2001 (mg/l)	8/23/2002 (mg/l)	11/22/2002 (mg/l)	3/7/2003 (mg/l)	6/5/2003 (mg/l)	8/25/2003 (mg/l)
Color (APHA Units)	-	-	(mg/l)	40	300	100	NS	60	NS	NS	50
Alkalinity (as CaCO ₃)	-	471-34-1	(mg/l)	30.4	113	157	93	92.5	133	135	105
Ammonia (as N)	2 ST	7664-41-7	(mg/l)	0.49	3.9	4.19	1.28	0.1	3.35	3.66	0.1 U
Biochemical Oxygen Demand	-	-	(mg/l)	3	4 U	9	10	7	2 U	3	13
Bromide	2 GV	24959-67-9	(mg/l)	0.6	0.5 U	0.5 U	1.3	1	0.5 U	0.5 U	0.9
Chemical Oxygen Demand	-	-	(mg/l)	16	10 U	10 U	10 U	10 U	27.3	10 U	43.5
Chloride	250 ST	16887-00-6	(mg/l)	24.3	29.6	39.9	25.3	34.3	39.1	31.6	27.5
Hardness (as CaCO ₃)	-	-	(mg/l)	50	104	140	100	140	120	160	170
Nitrate (as N)	10 ST	14797-55-8	(mg/l)	0.1 U	0.1 U	1.4	1.94	0.66	0.32	0.1 U	3.16
Phenols, total	0.001 ST	-	(mg/l)	0.0010 U	0.005 U	0.005 U	0.005 U	0.005 U	0.005 U	0.005 U	0.005 U
Sulfate	250 ST	14808-79-8	(mg/l)	8.9	24.2	17	21.5	20.4	22.3	25.1	15.2
Total Organic Carbon	-	-	(mg/l)	1.8	4.7	5.12	3.4	2.5	3.2	2.5	3.7
Total Dissolved Solids	-	-	(mg/l)	100	216	250	432	207	280	218	257
Total Kjeldahl Nitrogen (as N)	-	7727-37-9	(mg/l)	0.7	4.4	5	2.44	1.43	4.77	3.46	0.7

CONSTITUENT	NYSDEC Class GA Groundwater Standards/Guidance Values	CAS #	SITE : DATE : UNITS:	MW-051	MW-051	MW-051	MW-051	MW-051	MW-051	MW-051	MW-051
				11/12/2003 (mg/l)	3/2/2004 (mg/l)	5/25/2004 (mg/l)	8/23/2004 (mg/l)	11/10/2004 (mg/l)	3/2/2005 (mg/l)	5/31/2005 (mg/l)	8/29/2005 (mg/l)
Color (APHA Units)	-	-	(mg/l)	NS	NS	40	NS	NS	140	NS	NS
Alkalinity (as CaCO ₃)	-	471-34-1	(mg/l)	177	140	184	136	188	178	156	150
Ammonia (as N)	2 ST	7664-41-7	(mg/l)	5.9	0.86	5.99	0.1 U	6.44	4.54	4.04	2.47
Biochemical Oxygen Demand	-	-	(mg/l)	4	7	6	4	3	6	6	4
Bromide	2 GV	24959-67-9	(mg/l)	0.5 U	3.4	0.5 U	0.5 U	4	1.7	1.2	1.7
Chemical Oxygen Demand	-	-	(mg/l)	21.6	25.5	10 U	10 U	10 U	21.8	26.8	16.8
Chloride	250 ST	16887-00-6	(mg/l)	49.1	46.4	49.6	37.4	58.8	45.1	45.4	46.6
Hardness (as CaCO ₃)	-	-	(mg/l)	240	400	850	98	184	210	200	230
Nitrate (as N)	10 ST	14797-55-8	(mg/l)	0.1 U	4.52	0.1 U	3.88	0.11	0.39	0.15	0.1 U
Phenols, total	0.001 ST	-	(mg/l)	0.005 U	0.005 U	0.005 U	0.005 U	0.005 U	0.005 U	0.005 U	0.005 U
Sulfate	250 ST	14808-79-8	(mg/l)	27.9	17.1	14	15.6	17.7	17.1	27.1	41
Total Organic Carbon	-	-	(mg/l)	4.5	4	4.8	3.7	5.5	4.8	4.6	5.5
Total Dissolved Solids	-	-	(mg/l)	291	303	287	396	313	284	275	383
Total Kjeldahl Nitrogen (as N)	-	7727-37-9	(mg/l)	5.75	3.62	5.92	4.28	6.11	4.18	3.28	2.69

NOTES:

NS: Not sampled

U: Analyzed for but not detected, value shown is instrument detection limit

: Concentration exceeds Standard/Guidance Value

J: Reported value is estimated due to variance from quality control limits

Appendix A-1

SONIA ROAD LANDFILL
POST CLOSURE GROUNDWATER MONITORING PROGRAM
HISTORIC AND CURRENT SAMPLE RESULTS
LEACHATE INDICATORS

CONSTITUENT	NYSDEC Class GA Groundwater Standards/Guidance Values	CAS #	SITE : DATE : UNITS:	MW-05I	MW-05I	MW-05I	MW-05I	MW-05I	MW-05I	MW-05I	MW-05I
				11/30/2005 (mg/l)	3/1/2006 (mg/l)	5/18/2006 (mg/l)	8/9/2006 (mg/l)	11/30/2006 (mg/l)	(mg/l)	(mg/l)	(mg/l)
Color (APHA Units)	-	-	(mg/l)	NS	NS	NS	NS	70			
Alkalinity (as CaCO ₃)	-	471-34-1	(mg/l)	176	129	140	124	79.5			
Ammonia (as N)	2 ST	7664-41-7	(mg/l)	2.11	2.54	0.1 U	2.37	0.85			
Biochemical Oxygen Demand	-	-	(mg/l)	2 U	3	4	4	3			
Bromide	2 GV	24959-67-9	(mg/l)	1.5	0.7	0.5 U	0.5	0.5			
Chemical Oxygen Demand	-	-	(mg/l)	10 U	10 U	10 U	10 U	10 U			
Chloride	250 ST	16887-00-6	(mg/l)	65.1	42.7	53.9	60.2	35.2			
Hardness (as CaCO ₃)	-	-	(mg/l)	224	185	190	210	136			
Nitrate (as N)	10 ST	14797-55-8	(mg/l)	0.1 U	0.13	0.1 U	0.1 U	0.1 U			
Phenols, total	0.001 ST	-	(mg/l)	0.005 U	0.005 U	0.005 U	0.005 U	0.005 U			
Sulfate	250 ST	14808-79-8	(mg/l)	60.5	54	68.5	99.5	76.0			
Total Organic Carbon	-	-	(mg/l)	5.9	5.5	5.2	5.9	3.3			
Total Dissolved Solids	-	-	(mg/l)	357	289	325	412	231			
Total Kjeldahl Nitrogen (as N)	-	7727-37-9	(mg/l)	2.33	3.01	1.91	2.82	1.26			

NOTES:

NS: Not sampled

U: Analyzed for but not detected, value shown is instrument detection limit

: Concentration exceeds Standard/Guidance Value

J: Reported value is estimated due to variance from quality control limits

Appendix A-1

SONIA ROAD LANDFILL
POST CLOSURE GROUNDWATER MONITORING PROGRAM
HISTORIC AND CURRENT SAMPLE RESULTS
LEACHATE INDICATORS

CONSTITUENT	NYSDEC Class GA Groundwater Standards/Guidance Values	CAS #	SITE : DATE : UNITS:	MW-05S	MW-05S	MW-05S	MW-05S	MW-05S	MW-05S	MW-05S	MW-05S
				10/29/1997 (mg/l)	12/08/2000 (mg/l)	02/02/2001 (mg/l)	8/23/2002 (mg/l)	11/22/2002 (mg/l)	3/7/2003 (mg/l)	6/5/2003 (mg/l)	8/25/2003 (mg/l)
Color (APHA Units)	-	-	(mg/l)	60	400	100	NS	60	NS	NS	100
Alkalinity (as CaCO3)	-	471-34-1	(mg/l)	412	390	362	236	258	218	252	106
Ammonia (as N)	2 ST	7664-41-7	(mg/l)	4.4	6.1	6.55	3.17	2.08	2.71	5.57	12.4
Biochemical Oxygen Demand	-	-	(mg/l)	8	25	33	32	23	21	28	10
Bromide	2 GV	24959-67-9	(mg/l)	0.5 U	0.6	0.9	1	1.4	0.5 U	0.5 U	0.5
Chemical Oxygen Demand	-	-	(mg/l)	46	10 U	21.8	22.5	15.1	38	31.4	63
Chloride	250 ST	16887-00-6	(mg/l)	82.1	36.4	36.6	39.4	46.1	36.3	29.5	37.5
Hardness (as CaCO3)	-	-	(mg/l)	400	290	276	240	210	250	600	650
Nitrate (as N)	10 ST	14797-55-8	(mg/l)	0.1 U	0.1 U	0.29	0.1 U	0.28	0.83	0.17	1
Phenols, total	0.001 ST	-	(mg/l)	0.0049	0.005 U	0.005 U	0.005 U	0.005 U	0.005 U	0.005 U	0.005 U
Sulfate	250 ST	14808-79-8	(mg/l)	5 U	5 U	5 U	8.9	25.1	27.5	36	78.5
Total Organic Carbon	-	-	(mg/l)	9.6	12	9.17	6.5	5.4	5.2	6.7	10.3
Total Dissolved Solids	-	-	(mg/l)	482	385	383	288	342	275	360	640
Total Kjeldahl Nitrogen (as N)	-	7727-37-9	(mg/l)	9.6	7.8	8.4	6.3	2.48	4.41	5.7	14.3

CONSTITUENT	NYSDEC Class GA Groundwater Standards/Guidance Values	CAS #	SITE : DATE : UNITS:	MW-05S	MW-05S	MW-05S	MW-05S	MW-05S	MW-05S	MW-05S	MW-05S
				11/12/2003 (mg/l)	3/2/2004 (mg/l)	5/25/2004 (mg/l)	8/23/2004 (mg/l)	11/10/2004 (mg/l)	3/2/2005 (mg/l)	5/31/2005 (mg/l)	8/29/2005 (mg/l)
Color (APHA Units)	-	-	(mg/l)	NS	NS	140	NS	NS	120	NS	NS
Alkalinity (as CaCO3)	-	471-34-1	(mg/l)	386	160	160	317	270	177	302	377
Ammonia (as N)	2 ST	7664-41-7	(mg/l)	9.09	0.97	1.44	3.48	2.78	2.84	5.68	6.69
Biochemical Oxygen Demand	-	-	(mg/l)	21	4	15	2 U	9	15	12	28
Bromide	2 GV	24959-67-9	(mg/l)	2.3	3.9	0.8	1.3	2.4	0.5 U	6	1.8
Chemical Oxygen Demand	-	-	(mg/l)	50.8	65.3	28	15.6	10 U	11.8	69.3	29.3
Chloride	250 ST	16887-00-6	(mg/l)	41.4	17.9	35.8	40.7	50.7	49.8	47	47
Hardness (as CaCO3)	-	-	(mg/l)	660	220	1100	280	340	310	300	320
Nitrate (as N)	10 ST	14797-55-8	(mg/l)	1.44	7.94	1.45	3.24	1.27	2.49	0.6	0.34
Phenols, total	0.001 ST	-	(mg/l)	0.005 U	0.005 U	0.005 U	0.005 U	0.005 U	0.005 U	0.005 U	0.005 U
Sulfate	250 ST	14808-79-8	(mg/l)	13.4	28.5	17.2	8.9	7.8	7	5 U	5 U
Total Organic Carbon	-	-	(mg/l)	10.7	4.6	8.2	8	8	5.5	9.5	11.9
Total Dissolved Solids	-	-	(mg/l)	457	396	361	598	415	318	429	598
Total Kjeldahl Nitrogen (as N)	-	7727-37-9	(mg/l)	8.66	4.66	2.44	5.61	3.85	3.28	5.29	7.1

NOTES:

NS: Not sampled

U: Analyzed for but not detected, value shown is instrument detection limit

: Concentration exceeds Standard/Guidance Value

J: Reported value is estimated due to variance from quality control limits

Appendix A-1

SONIA ROAD LANDFILL
POST CLOSURE GROUNDWATER MONITORING PROGRAM
HISTORIC AND CURRENT SAMPLE RESULTS
LEACHATE INDICATORS

CONSTITUENT	NYSDEC Class GA Groundwater Standards/Guidance Values	CAS #	SITE : DATE : UNITS:	MW-05S	MW-05S	MW-05S	MW-05S	MW-05S	MW-05S	MW-05S	MW-05S
				11/30/2005 (mg/l)	3/1/2006 (mg/l)	5/18/2006 (mg/l)	8/9/2006 (mg/l)	11/30/2006 (mg/l)	(mg/l)	(mg/l)	(mg/l)
Color (APHA Units)	-	-	(mg/l)	NS	NS	NS	NS	70			
Alkalinity (as CaCO ₃)	-	471-34-1	(mg/l)	368	423	414	405	392			
Ammonia (as N)	2 ST	7664-41-7	(mg/l)	7.24	7.97	8.03	8.05	6.24			
Biochemical Oxygen Demand	-	-	(mg/l)	9	10	13	17	18			
Bromide	2 GV	24959-67-9	(mg/l)	0.9	1.2	2.3	3.1	2.3			
Chemical Oxygen Demand	-	-	(mg/l)	79.3	38.7	16	28.6	16.0			
Chloride	250 ST	16887-00-6	(mg/l)	51.7	54.1	53.1	54.6	60.6			
Hardness (as CaCO ₃)	-	-	(mg/l)	408	400	370	400	340			
Nitrate (as N)	10 ST	14797-55-8	(mg/l)	0.9	0.42	0.26	0.3	0.1 U			
Phenols, total	0.001 ST	-	(mg/l)	0.005 U	0.005 U	0.005 U	0.005 U	0.005 U			
Sulfate	250 ST	14808-79-8	(mg/l)	112	47.8	5.2	5 U	5 U			
Total Organic Carbon	-	-	(mg/l)	11.3	15.6	10.4	11	8.8			
Total Dissolved Solids	-	-	(mg/l)	588	586	486	546	460			
Total Kjeldahl Nitrogen (as N)	-	7727-37-9	(mg/l)	7.51	10.5	10.3	8.89	9.46			

NOTES:

NS: Not sampled

U: Analyzed for but not detected, value shown is instrument detection limit

: Concentration exceeds Standard/Guidance Value

J: Reported value is estimated due to variance from quality control limits

Appendix A-1

SONIA ROAD LANDFILL
POST CLOSURE GROUNDWATER MONITORING PROGRAM
HISTORIC AND CURRENT SAMPLE RESULTS
LEACHATE INDICATORS

CONSTITUENT	NYSDEC Class GA Groundwater Standards/Guidance Values	CAS #	SITE : DATE : UNITS:	MW-06D 10/28/1997 (mg/l)	MW-06D 12/05/2000 (mg/l)	MW-06D 01/31/2001 (mg/l)	MW-06D 8/22/2002 (mg/l)	MW-06D 11/20/2002 (mg/l)	MW-06D 3/5/2003 (mg/l)	MW-06D 6/5/2003 (mg/l)	MW-06D 8/22/2003 (mg/l)
Color (APHA Units)	-	-	(mg/l)	10	30	5 U	NS	20	NS	NS	5 U
Alkalinity (as CaCO ₃)	-	471-34-1	(mg/l)	31.3	40.6	38	40	31.2	35.5	27.3	34.3
Ammonia (as N)	2 ST	7664-41-7	(mg/l)	0.32	0.1 U	0.24	0.1 U	0.1 U	0.14	0.1 U	0.1 U
Biochemical Oxygen Demand	-	-	(mg/l)	3	37	2 U	2 U	2 U	2 U	2 U	8
Bromide	2 GV	24959-67-9	(mg/l)	0.5 U	0.5 U	0.60	0.5 U	0.5 U	0.5 U	0.5 U	0.7
Chemical Oxygen Demand	-	-	(mg/l)	15 U	10 U	10 U	22.5	22.5	19.3	10 U	10 U
Chloride	250 ST	16887-00-6	(mg/l)	7.3	12.6	9.3	14.7	16.2	10.5	5.6	5.1
Hardness (as CaCO ₃)	-	-	(mg/l)	120	44	68	72	62	80	80	80
Nitrate (as N)	10 ST	14797-55-8	(mg/l)	0.1 U	0.2	0.14	0.67	0.4	0.36	1.47	0.2
Phenols, total	0.001 ST	-	(mg/l)	0.0010 U	0.005 U	0.005 U	0.005 U	0.005 U	0.005 U	0.005 U	0.005 U
Sulfate	250 ST	14808-79-8	(mg/l)	20.3	23.3	17.2	14.5	23	26	25.5	24.4
Total Organic Carbon	-	-	(mg/l)	2	1.7	1.1	1.2	1 U	1 U	1 U	1 U
Total Dissolved Solids	-	-	(mg/l)	78	130	120	100	150	96	97	117
Total Kjeldahl Nitrogen (as N)	-	7727-37-9	(mg/l)	0.2 U	0.2	0.46	0.1 U	0.1 U	0.1	0.1 U	0.1 U

CONSTITUENT	NYSDEC Class GA Groundwater Standards/Guidance Values	CAS #	SITE : DATE : UNITS:	MW-06D 11/11/2003 (mg/l)	MW-06D 2/27/2004 (mg/l)	MW-06D 5/24/2004 (mg/l)	MW-06D 8/20/2004 (mg/l)	MW-06D 11/9/2004 (mg/l)	MW-06D 3/1/2005 (mg/l)	MW-06D 5/27/2005 (mg/l)	MW-06D 8/26/2005 (mg/l)
Color (APHA Units)	-	-	(mg/l)	NS	NS	5	NS	NS	5 U	NS	NS
Alkalinity (as CaCO ₃)	-	471-34-1	(mg/l)	36.8	24.7	11.6	23.8	30.8	22.5	21	21.7
Ammonia (as N)	2 ST	7664-41-7	(mg/l)	0.24	0.2	0.21	0.1 U	0.1 U	0.12	0.1 U	0.12
Biochemical Oxygen Demand	-	-	(mg/l)	16	2 U	2 U	2 U	10	2 U	2 U	2 U
Bromide	2 GV	24959-67-9	(mg/l)	5.1	2.9	0.6	3.1	4.6	2.9	0.5	3.4
Chemical Oxygen Demand	-	-	(mg/l)	55.7	10.6	10 U	10 U	135	11.8	24.3	16.8
Chloride	250 ST	16887-00-6	(mg/l)	5	7	5.9	8	8.9	9.7	8.58	8.1
Hardness (as CaCO ₃)	-	-	(mg/l)	80	40	105	28	63	58	52	40
Nitrate (as N)	10 ST	14797-55-8	(mg/l)	1.04	0.33	0.45	0.5	0.21	0.71	0.519	0.18
Phenols, total	0.001 ST	-	(mg/l)	0.005 U	0.005 U	0.005 U	0.005 U	0.0088	0.005 U	0.005 U	0.005 U
Sulfate	250 ST	14808-79-8	(mg/l)	26.8	17.8	26.6	19.2	16.9	16.8	20.5	17.9
Total Organic Carbon	-	-	(mg/l)	1.7	1 U	1.1	1 U	3.2	1	1.19	1 U
Total Dissolved Solids	-	-	(mg/l)	105	155	93	109	92	105	87	99
Total Kjeldahl Nitrogen (as N)	-	7727-37-9	(mg/l)	3.07	0.24	0.23	0.73	2.06	0.88	1 J	0.1 U

NOTES:

NS: Not sampled

U: Analyzed for but not detected, value shown is instrument detection limit

: Concentration exceeds Standard/Guidance Value

J: Reported value is estimated due to variance from quality control limits

Appendix A-1

SONIA ROAD LANDFILL
 POST CLOSURE GROUNDWATER MONITORING PROGRAM
 HISTORIC AND CURRENT SAMPLE RESULTS
 LEACHATE INDICATORS

CONSTITUENT	NYSDEC Class GA Groundwater Standards/Guidance Values	CAS #	SITE : DATE : UNITS:	MW-06D 11/29/2005 (mg/l)	MW-06D 2/28/2006 (mg/l)	MW-06D 5/18/2006 (mg/l)	MW-06D 8/9/2006 (mg/l)	MW-06D 12/1/2006 (mg/l)	MW-06D (mg/l)	MW-06D (mg/l)	MW-06D (mg/l)
Color (APHA Units)	-	-	(mg/l)	NS	NS	NS	NS	5 U			
Alkalinity (as CaCO3)	-	471-34-1	(mg/l)	18.8	8.6	24.4	21.8	19.9			
Ammonia (as N)	2 ST	7664-41-7	(mg/l)	0.11	0.28	0.1 U	0.1 U	0.14			
Biochemical Oxygen Demand	-	-	(mg/l)	2 U	2 U	2 U	3	2 U			
Bromide	2 GV	24959-67-9	(mg/l)	3.2	2.3	3.6	4.3	3.1			
Chemical Oxygen Demand	-	-	(mg/l)	10 U	13.5	10 U	10 U	10 U			
Chloride	250 ST	16887-00-6	(mg/l)	8.4	9.4	9.3	11.2	12.7			
Hardness (as CaCO3)	-	-	(mg/l)	42	39	5 U	5 U	52			
Nitrate (as N)	10 ST	14797-55-8	(mg/l)	0.58	0.34	0.37	0.49	0.74			
Phenols, total	0.001 ST	-	(mg/l)	0.005 U	0.005 U	0.005 U	0.005 U	0.005 U			
Sulfate	250 ST	14808-79-8	(mg/l)	17.8	19.6	16.6	14.6	13.7			
Total Organic Carbon	-	-	(mg/l)	1 U	1.3	1.2	1.2	1 U			
Total Dissolved Solids	-	-	(mg/l)	55	96	80	160	82			
Total Kjeldahl Nitrogen (as N)	-	7727-37-9	(mg/l)	0.47	0.11	0.1 U	0.18	0.26			

NOTES:

NS: Not sampled

U: Analyzed for but not detected, value shown is instrument detection limit

: Concentration exceeds Standard/Guidance Value

J: Reported value is estimated due to variance from quality control limits

Appendix A-1

SONIA ROAD LANDFILL
POST CLOSURE GROUNDWATER MONITORING PROGRAM
HISTORIC AND CURRENT SAMPLE RESULTS
LEACHATE INDICATORS

CONSTITUENT	NYSDEC Class GA Groundwater Standards/Guidance Values	CAS #	SITE : DATE : UNITS:	MW-061 10/28/1997 (mg/l)	MW-061 12/05/2000 (mg/l)	MW-061 02/01/2001 (mg/l)	MW-061 8/21/2002 (mg/l)	MW-061 11/21/2002 (mg/l)	MW-061 3/5/2003 (mg/l)	MW-061 6/5/2003 (mg/l)	MW-061 8/22/2003 (mg/l)
Color (APHA Units)	-	-	(mg/l)	10	30	30	NS	5	NS	NS	5 U
Alkalinity (as CaCO3)	-	471-34-1	(mg/l)	115	97.1	77	43.7	50.7	55.7	48.9	58.7
Ammonia (as N)	2 ST	7664-41-7	(mg/l)	0.76	1.7	1.7	0.1 U	0.1 U	0.1 U	0.1 U	0.1 U
Biochemical Oxygen Demand	-	-	(mg/l)	2 U	14	2	2 U	2 U	2 U	11	8
Bromide	2 GV	24959-67-9	(mg/l)	0.5 U	0.5 U	0.5 U	0.5 U	0.8 U	0.5 U	0.5 U	0.8
Chemical Oxygen Demand	-	-	(mg/l)	15 U	10 U	10 U	10.2	10 U	10 U	10 U	10 U
Chloride	250 ST	16887-00-6	(mg/l)	25.4	20.1	18	12.3	16.2	8.8	8.4	10.1
Hardness (as CaCO3)	-	-	(mg/l)	180	108	120	80	170	40	108	85
Nitrate (as N)	10 ST	14797-55-8	(mg/l)	0.1 U	0.1 U	0.14	2.24	0.97	0.79	2.1	0.95
Phenols, total	0.001 ST	-	(mg/l)	0.002	0.005 U	0.005 U	0.005	0.005 U	0.005 U	0.005 U	0.005 U
Sulfate	250 ST	14808-79-8	(mg/l)	21.2	47.8	50.4	12.7	12.7	16	17.4	25.9
Total Organic Carbon	-	-	(mg/l)	2.4	1.8	2.4	1.7	1.4	1	1.2	1 U
Total Dissolved Solids	-	-	(mg/l)	190	211	120	99	151	94	123	153
Total Kjeldahl Nitrogen (as N)	-	7727-37-9	(mg/l)	1.4	2	2.30	0.1 U	0.1 U	0.23	0.13	0.14

CONSTITUENT	NYSDEC Class GA Groundwater Standards/Guidance Values	CAS #	SITE : DATE : UNITS:	MW-061 11/11/2003 (mg/l)	MW-061 2/27/2004 (mg/l)	MW-061 5/24/2004 (mg/l)	MW-061 8/20/2004 (mg/l)	MW-061 11/9/2004 (mg/l)	MW-061 3/1/2005 (mg/l)	MW-061 5/27/2005 (mg/l)	MW-061 8/25/2005 (mg/l)
Color (APHA Units)	-	-	(mg/l)	NS	NS	20	NS	NS	5	NS	NS
Alkalinity (as CaCO3)	-	471-34-1	(mg/l)	45	37.2	33.2	45.4	58.8	41.9	44.6	42.8
Ammonia (as N)	2 ST	7664-41-7	(mg/l)	0.17	0.17	0.22	0.1 U	0.49	0.27	0.562	0.87
Biochemical Oxygen Demand	-	-	(mg/l)	2 U	2 U	2 U	2 U	2 U	2 U	3	2 U
Bromide	2 GV	24959-67-9	(mg/l)	2.5	0.5 U	0.5 U	0.5 U	2.8	0.5 U	0.5 U	1.3
Chemical Oxygen Demand	-	-	(mg/l)	10 U	10 U	10 U	10 U	70.3	10 U	51.8	16.8
Chloride	250 ST	16887-00-6	(mg/l)	13.1	12.7	18.7	19.4	42.9	25.9	14	14
Hardness (as CaCO3)	-	-	(mg/l)	88	110	180	34	92	112	70	66
Nitrate (as N)	10 ST	14797-55-8	(mg/l)	1.15	1.19	1.67	1.18	1.06	1.89	1.33	1.34
Phenols, total	0.001 ST	-	(mg/l)	0.005 U	0.005 U	0.005 U	0.005 U	0.005 U	0.005 U	0.005 U	0.005 U
Sulfate	250 ST	14808-79-8	(mg/l)	30.9	31	20.5	26.7	28.7	36.1	18.7	19.5
Total Organic Carbon	-	-	(mg/l)	1 U	1 U	1.2	1	1.8	1.7	2.03	1.2
Total Dissolved Solids	-	-	(mg/l)	119	60	119	142	189	144	108	203
Total Kjeldahl Nitrogen (as N)	-	7727-37-9	(mg/l)	0.19	0.18	0.2	0.17	0.96	0.34	0.664	1.06

NOTES:

NS: Not sampled

U: Analyzed for but not detected, value shown is instrument detection limit

: Concentration exceeds Standard/Guidance Value

J: Reported value is estimated due to variance from quality control limits

Appendix A-1

SONIA ROAD LANDFILL
POST CLOSURE GROUNDWATER MONITORING PROGRAM
HISTORIC AND CURRENT SAMPLE RESULTS
LEACHATE INDICATORS

CONSTITUENT	NYSDEC Class GA Groundwater Standards/Guidance Values	CAS #	SITE :	MW-06I	MW-06I	MW-06I	MW-06I	MW-06I	MW-06I	MW-06I	MW-06I
			DATE :	11/29/2005	2/28/2006	5/18/2006	8/9/2006	12/1/2006			
			UNITS:	(mg/l)	(mg/l)	(mg/l)	(mg/l)	(mg/l)	(mg/l)	(mg/l)	(mg/l)
Color (APHA Units)	-	-	(mg/l)	NS	NS	NS	NS	5 U			
Alkalinity (as CaCO ₃)	-	471-34-1	(mg/l)	49.8	74.6	62.2	81.6	65.2			
Ammonia (as N)	2 ST	7664-41-7	(mg/l)	2.01	1.47	0.1 U	3.93	4.15			
Biochemical Oxygen Demand	-	-	(mg/l)	2 U	2 U	2 U	2 U	2 U			
Bromide	2 GV	24959-67-9	(mg/l)	1.3	0.6	0.5	0.5 U	0.5 U			
Chemical Oxygen Demand	-	-	(mg/l)	10 U	11	10 U	10 U	10 U			
Chloride	250 ST	16887-00-6	(mg/l)	41	47.2	23.5	20.7	31.5			
Hardness (as CaCO ₃)	-	-	(mg/l)	94	130	90	90	68			
Nitrate (as N)	10 ST	14797-55-8	(mg/l)	2.01	0.47	0.48	0.32	0.64			
Phenols, total	0.001 ST	-	(mg/l)	0.005 U	0.005 U	0.005 U	0.005 U	0.005 U			
Sulfate	250 ST	14808-79-8	(mg/l)	25.3	46.2	23.9	25.0	21.0			
Total Organic Carbon	-	-	(mg/l)	1.3	2.7	1.3	1.7	1.1			
Total Dissolved Solids	-	-	(mg/l)	145	240	146	86	144			
Total Kjeldahl Nitrogen (as N)	-	7727-37-9	(mg/l)	2.2	2.27	2.98	4.57	6.21			

NOTES:

NS: Not sampled

U: Analyzed for but not detected, value shown is instrument detection limit

: Concentration exceeds Standard/Guidance Value

J: Reported value is estimated due to variance from quality control limits

Appendix A-1

SONIA ROAD LANDFILL
POST CLOSURE GROUNDWATER MONITORING PROGRAM
HISTORIC AND CURRENT SAMPLE RESULTS
LEACHATE INDICATORS

CONSTITUENT	NYSDEC Class GA Groundwater Standards/Guidance Values	CAS #	SITE : DATE : UNITS:	MW-06S 10/27/1997 (mg/l)	MW-06S 12/5/2000 (mg/l)	MW-06S 02/01/2001 (mg/l)	MW-06S 8/21/2002 (mg/l)	MW-06S 11/20/2002 (mg/l)	MW-06S 3/5/2003 (mg/l)	MW-06S 6/4/2003 (mg/l)	MW-06S 8/22/2003 (mg/l)
Color (APHA Units)	-	-	(mg/l)	150	100	70	NS	60	NS	NS	150
Alkalinity (as CaCO ₃)	-	471-34-1	(mg/l)	453	245	200	161	183	156	202	279
Ammonia (as N)	2 ST	7664-41-7	(mg/l)	7.2	3.5	3.7	3.97	2.76	2.2	2.67	5.45
Biochemical Oxygen Demand	-	-	(mg/l)	5	17	10	2 U	6	3	55	16
Bromide	2 GV	24959-67-9	(mg/l)	0.6	0.7	0.5 U	1.2	0.5 U	0.5 U	0.5 U	0.5 U
Chemical Oxygen Demand	-	-	(mg/l)	46	10.7	10 U	24.9	10 U	27.3	10 U	41.1
Chloride	250 ST	16887-00-6	(mg/l)	39.8	14.8	20	15.8	19.6	10.7	20	22.3
Hardness (as CaCO ₃)	-	-	(mg/l)	440	280	140	220	280	80	200	420
Nitrate (as N)	10 ST	14797-55-8	(mg/l)	0.1 U	0.1 U	0.1 U	0.21	1.97	0.32	0.17	0.29
Phenols, total	0.001 ST	-	(mg/l)	0.005	0.005 U	0.005 U	0.005 U	0.005 U	0.005 U	0.005 U	0.005 U
Sulfate	250 ST	14808-79-8	(mg/l)	5 U	5 U	8.40	33.8	38.2	18.3	20.6	133
Total Organic Carbon	-	-	(mg/l)	11.4	4.4	5.8	4.6	2.9	5.1	4.2	13.1
Total Dissolved Solids	-	-	(mg/l)	480	270	220	213	391	230	239	564
Total Kjeldahl Nitrogen (as N)	-	7727-37-9	(mg/l)	17.3	3.9	4.9	4.68	3.24	3.53	3.3	7.64

CONSTITUENT	NYSDEC Class GA Groundwater Standards/Guidance Values	CAS #	SITE : DATE : UNITS:	MW-06S 11/11/2003 (mg/l)	MW-06S 2/27/2004 (mg/l)	MW-06S 5/24/2004 (mg/l)	MW-06S 8/20/2004 (mg/l)	MW-06S 11/9/2004 (mg/l)	MW-06S 3/1/2005 (mg/l)	MW-06S 5/25/2005 (mg/l)	MW-06S 8/25/2005 (mg/l)
Color (APHA Units)	-	-	(mg/l)	NS	NS	100	NS	NS	300	NS	NS
Alkalinity (as CaCO ₃)	-	471-34-1	(mg/l)	239	258	206	337	182	166	126	310
Ammonia (as N)	2 ST	7664-41-7	(mg/l)	4.79	3.28	4.39	11.1	2.04	2.24	0.96	7.37
Biochemical Oxygen Demand	-	-	(mg/l)	25	9	4	14	5	6	2 U	6
Bromide	2 GV	24959-67-9	(mg/l)	4.3	2.1	0.5 U	2	1	0.5 U	3.9	5.6
Chemical Oxygen Demand	-	-	(mg/l)	21.6	30.5	23	18.1	185	16.8	19.3	109
Chloride	250 ST	16887-00-6	(mg/l)	17.4	19.9	16.4	37.4	29.6	28.1	13	37
Hardness (as CaCO ₃)	-	-	(mg/l)	280	36	950	250	150	184	330	280
Nitrate (as N)	10 ST	14797-55-8	(mg/l)	0.1 U	1.15	3.76	0.17	0.22	3.76	13.9	0.17
Phenols, total	0.001 ST	-	(mg/l)	0.005 U	0.005 U	0.005 U	0.005 U	0.005 U	0.005 U	0.005 U	0.005 U
Sulfate	250 ST	14808-79-8	(mg/l)	39.8	12.2	80	5.5	6.7	12.8	72.2	6.6
Total Organic Carbon	-	-	(mg/l)	5.7	9	7.8	9.6	4.1	1 U	10.8	10.3
Total Dissolved Solids	-	-	(mg/l)	338	395	336	442	292	269	327	564
Total Kjeldahl Nitrogen (as N)	-	7727-37-9	(mg/l)	4.11	3.67	4.7	12.3	4.29	2.8	3.37	7.36

NOTES:

NS: Not sampled

U: Analyzed for but not detected, value shown is instrument detection limit

: Concentration exceeds Standard/Guidance Value

J: Reported value is estimated due to variance from quality control limits

Appendix A-1

SONIA ROAD LANDFILL
POST CLOSURE GROUNDWATER MONITORING PROGRAM
HISTORIC AND CURRENT SAMPLE RESULTS
LEACHATE INDICATORS

CONSTITUENT	NYSDEC Class GA Groundwater Standards/Guidance Values	CAS #	SITE : DATE : UNITS:	MW-06S 11/29/2005 (mg/l)	MW-06S 2/28/2006 (mg/l)	MW-06S 5/22/2006 (mg/l)	MW-06S 8/9/2006 (mg/l)	MW-06S 12/1/2006 (mg/l)	MW-06S (mg/l)	MW-06S (mg/l)	MW-06S (mg/l)
Color (APHA Units)	-	-	(mg/l)	NS	NS	NS	NS	80			
Alkalinity (as CaCO ₃)	-	471-34-1	(mg/l)	240	75.4	410	410	327			
Ammonia (as N)	2 ST	7664-41-7	(mg/l)	5.29	3.56	4.76	6.47	6.08			
Biochemical Oxygen Demand	-	-	(mg/l)	6	8	11	13	14			
Bromide	2 GV	24959-67-9	(mg/l)	4.2	0.5 U	0.5 U	0.6	0.5			
Chemical Oxygen Demand	-	-	(mg/l)	10 U	41.2	33.6	36.1	10 U			
Chloride	250 ST	16887-00-6	(mg/l)	28.8	27.6	27	28.3	24.1			
Hardness (as CaCO ₃)	-	-	(mg/l)	264	310	370	390	312			
Nitrate (as N)	10 ST	14797-55-8	(mg/l)	0.48	3.91	0.25	0.34	4.48			
Phenols, total	0.001 ST	-	(mg/l)	0.005 U	0.005 U	0.005 U	0.005 U	0.005 U			
Sulfate	250 ST	14808-79-8	(mg/l)	50.3	53.2	37.9	6.4	5 U			
Total Organic Carbon	-	-	(mg/l)	7.1	10.8	14.2	13.2	9.1			
Total Dissolved Solids	-	-	(mg/l)	346	410	538	520	364			
Total Kjeldahl Nitrogen (as N)	-	7727-37-9	(mg/l)	5.65	5.21	8.01	8.15	9.50			

NOTES:

NS: Not sampled

U: Analyzed for but not detected, value shown is instrument detection limit

: Concentration exceeds Standard/Guidance Value

J: Reported value is estimated due to variance from quality control limits

Appendix A-1

**SONIA ROAD LANDFILL
POST CLOSURE GROUNDWATER MONITORING PROGRAM
HISTORIC AND CURRENT SAMPLE RESULTS
LEACHATE INDICATORS**

CONSTITUENT	NYSDEC Class GA Groundwater Standards/Guidance Values	CAS #	SITE : DATE : UNITS:	MW-071	MW-071	MW-071	MW-071	MW-071	MW-071	MW-071	MW-071
				10/28/1997	12/01/2000	01/31/2001	8/21/2002	11/20/2002	3/5/2003	6/3/2003	8/22/2003
Color (APHA Units)	-	-	(mg/l)	5 U	5 U	5 U	NS	5	NS	NS	5 U
Alkalinity (as CaCO ₃)	-	471-34-1	(mg/l)	23.4	22.1	23	13.9	12.6	17.5	28.1	24.1
Ammonia (as N)	2 ST	7664-41-7	(mg/l)	1.3	0.89	1.2	0.1 U	0.1 U	0.54	0.99	0.51
Biochemical Oxygen Demand	-	-	(mg/l)	6	2 U	8	2 U	3	3	7	4
Bromide	2 GV	24959-67-9	(mg/l)	0.5 U	0.6	0.9	0.5 U	0.5 U	0.5 U	0.5 U	0.6
Chemical Oxygen Demand	-	-	(mg/l)	15 U	10 U	10 U	12.7	10 U	27.3	10 U	10 U
Chloride	250 ST	16887-00-6	(mg/l)	9.2	37.6	31	7.8	5.8	6.4	19.8	10.1
Hardness (as CaCO ₃)	-	-	(mg/l)	180	72	88	40	160	80	34	58
Nitrate (as N)	10 ST	14797-55-8	(mg/l)	0.88	3.4	3.1	3.63	2.47	2.03	1.6	1.7
Phenols, total	0.001 ST	-	(mg/l)	0.0010 U	0.005 U	0.005 U	0.005 U	0.005 U	0.005 U	0.005 U	0.005 U
Sulfate	250 ST	14808-79-8	(mg/l)	19.9	6	18.9	13.8	17.9	16.6	15.9	22.3
Total Organic Carbon	-	-	(mg/l)	1.9	1 U	1.2	1.6	1 U	1 U	1 U	1 U
Total Dissolved Solids	-	-	(mg/l)	65	164	140	74	54	84	89	99
Total Kjeldahl Nitrogen (as N)	-	7727-37-9	(mg/l)	1.7	0.84	1.6	0.1 U	0.1 U	0.92	1.03	0.62

CONSTITUENT	NYSDEC Class GA Groundwater Standards/Guidance Values	CAS #	SITE : DATE : UNITS:	MW-071	MW-071	MW-071	MW-071	MW-071	MW-071	MW-071	MW-071
				11/11/2003	2/27/2004	5/20/2004	8/20/2004	11/9/2004	2/28/2005	5/27/2005	8/24/2005
Color (APHA Units)	-	-	(mg/l)	NS	NS	5 U	NS	NS	5 U	NS	NS
Alkalinity (as CaCO ₃)	-	471-34-1	(mg/l)	21.5	23.6	16.8	23	25.2	23.6	23	23.3
Ammonia (as N)	2 ST	7664-41-7	(mg/l)	0.52	1.84	1.41	0.1 U	1.04	1.17	1.07	0.68
Biochemical Oxygen Demand	-	-	(mg/l)	2 U	11	2 U	4	2 U	5	2 U	2 U
Bromide	2 GV	24959-67-9	(mg/l)	3.4	1.2	1.7	1.7	2.7	2.8	0.7	2.4
Chemical Oxygen Demand	-	-	(mg/l)	10 U	10 U	30.5	10 U	172	14.3	11.8	10 U
Chloride	250 ST	16887-00-6	(mg/l)	10.3	24	28.4	27.6	24	21.5	21.6	22.7
Hardness (as CaCO ₃)	-	-	(mg/l)	40	48	100	30	43	47	54	70
Nitrate (as N)	10 ST	14797-55-8	(mg/l)	2.46	1.66	2.66	4.72	2.66	2.76	2.89	2.61
Phenols, total	0.001 ST	-	(mg/l)	0.005 U	0.005 U	0.005 U	0.005 U	0.005 U	0.005 U	0.005 U	0.005 U
Sulfate	250 ST	14808-79-8	(mg/l)	15.9	15.8	21.8	20.4	13.9	17.2	19.3	25.8
Total Organic Carbon	-	-	(mg/l)	1 U	1 U	1 U	1 U	1	1 U	1.02	1.7
Total Dissolved Solids	-	-	(mg/l)	74	90	114	129	111	101	112	214
Total Kjeldahl Nitrogen (as N)	-	7727-37-9	(mg/l)	1.02	1.5	1.53	2.75	2.08	1.3	1.27	0.75

NOTES:

NS: Not sampled

U: Analyzed for but not detected, value shown is instrument detection limit

: Concentration exceeds Standard/Guidance Value

J: Reported value is estimated due to variance from quality control limits

Appendix A-1

SONIA ROAD LANDFILL
POST CLOSURE GROUNDWATER MONITORING PROGRAM
HISTORIC AND CURRENT SAMPLE RESULTS
LEACHATE INDICATORS

CONSTITUENT	NYSDEC Class GA Groundwater Standards/Guidance Values	CAS #	SITE : DATE : UNITS:	MW-071 11/29/2005 (mg/l)	MW-071 2/28/2006 (mg/l)	MW-071 5/22/2006 (mg/l)	MW-071 8/10/2006 (mg/l)	MW-071 11/28/2006 (mg/l)	MW-071 (mg/l)	MW-071 (mg/l)	MW-071 (mg/l)
Color (APHA Units)	-	-	(mg/l)	NS	NS	NS	NS	5 U			
Alkalinity (as CaCO ₃)	-	471-34-1	(mg/l)	20.6	20.4	19	20.4	20.4			
Ammonia (as N)	2 ST	7664-41-7	(mg/l)	0.73	0.74	0.1 U	0.6	0.36			
Biochemical Oxygen Demand	-	-	(mg/l)	2 U	3	17	2	2 U			
Bromide	2 GV	24959-67-9	(mg/l)	2.1	1.7	1.9	2.2	1.4			
Chemical Oxygen Demand	-	-	(mg/l)	10 U	16	10 U	10 U	10 U			
Chloride	250 ST	16887-00-6	(mg/l)	25.5	24.3	84.1	64.7	57.5			
Hardness (as CaCO ₃)	-	-	(mg/l)	62	46	165	105	65.0			
Nitrate (as N)	10 ST	14797-55-8	(mg/l)	1.8	1.28	2.93	1.66	0.91			
Phenols, total	0.001 ST	-	(mg/l)	0.005 U	0.005 U	0.005 U	0.005 U	0.005 U			
Sulfate	250 ST	14808-79-8	(mg/l)	27.8	15.4	30.7	29.2	10			
Total Organic Carbon	-	-	(mg/l)	1 U	1.6	1.5	2.6	1 U			
Total Dissolved Solids	-	-	(mg/l)	147	117	332	265	190			
Total Kjeldahl Nitrogen (as N)	-	7727-37-9	(mg/l)	0.61	0.95	1.49	0.88	0.52			

NOTES:

NS: Not sampled

U: Analyzed for but not detected, value shown is instrument detection limit

: Concentration exceeds Standard/Guidance Value

J: Reported value is estimated due to variance from quality control limits

Appendix A-1

SONIA ROAD LANDFILL
POST CLOSURE GROUNDWATER MONITORING PROGRAM
HISTORIC AND CURRENT SAMPLE RESULTS
LEACHATE INDICATORS

CONSTITUENT	NYSDEC Class GA Groundwater Standards/Guidance Values	CAS #	SITE : DATE : UNITS:	MW-11D 10/31/1997 (mg/l)	MW-11D 12/13/2000 (mg/l)	MW-11D 02/07/2001 (mg/l)	MW-11D 8/22/2002 (mg/l)	MW-11D 11/21/2002 (mg/l)	MW-11D 3/6/2003 (mg/l)	MW-11D 6/4/2003 (mg/l)	MW-11D 8/21/2003 (mg/l)
Color (APHA Units)	-	-	(mg/l)	80	5 U	5 U	NS	5	NS	NS	5
Alkalinity (as CaCO3)	-	471-34-1	(mg/l)	36.8	3.6	6.8	5.2	4.4	4	3.7	2.9
Ammonia (as N)	2 ST	7664-41-7	(mg/l)	0.5	0.14	0.481	0.1 U	0.1 U	0.1 U	0.1 U	0.1 U
Biochemical Oxygen Demand	-	-	(mg/l)	4	2	2 U	2 U	2 U	2 U	2 U	6
Bromide	2 GV	24959-67-9	(mg/l)	0.5 U	0.5 U	0.5 U	0.5 U	0.9	0.8	0.6	0.5 U
Chemical Oxygen Demand	-	-	(mg/l)	40	10 U	10 U	12.7	10 U	22	11.9	10 U
Chloride	250 ST	16887-00-6	(mg/l)	13.3	7.9	10.3	5.4	17.3	13.9	16.6	19
Hardness (as CaCO3)	-	-	(mg/l)	26	17	28	24	110	22	24	28
Nitrate (as N)	10 ST	14797-55-8	(mg/l)	1.5	1.9	1.79	0.74	1.91	1.96	2.59	3.67
Phenols, total	0.001 ST	-	(mg/l)	0.0063	0.005 U	0.005 U	0.005 U	0.005 U	0.005 U	0.005 U	0.005 U
Sulfate	250 ST	14808-79-8	(mg/l)	31.3	11.3	10.9	17.2	12	13.5	10.1	9.3
Total Organic Carbon	-	-	(mg/l)	5.6	1 U	1 U	1 U	1 U	1 U	1 U	1 U
Total Dissolved Solids	-	-	(mg/l)	124	61	84	60	109	69	88	126
Total Kjeldahl Nitrogen (as N)	-	7727-37-9	(mg/l)	0.58	0.1 U	0.46	0.1 U	0.1 U	0.2 U	0.2 U	0.1 U

CONSTITUENT	NYSDEC Class GA Groundwater Standards/Guidance Values	CAS #	SITE : DATE : UNITS:	MW-11D 11/13/2003 (mg/l)	MW-11D 3/1/2004 (mg/l)	MW-11D 5/21/2004 (mg/l)	MW-11D 8/24/2004 (mg/l)	MW-11D 11/11/2004 (mg/l)	MW-11D 2/24/2005 (mg/l)	MW-11D 5/26/2005 (mg/l)	MW-11D 8/25/2005 (mg/l)
Color (APHA Units)	-	-	(mg/l)	NS	NS	20	NS	NS	5	NS	NS
Alkalinity (as CaCO3)	-	471-34-1	(mg/l)	3.8	3.3	26.4	19.2	7.8	7.8	5.8	5.9
Ammonia (as N)	2 ST	7664-41-7	(mg/l)	0.1 U	0.23	0.12	0.1 U	0.1 U	0.1 U	0.1 U	0.16
Biochemical Oxygen Demand	-	-	(mg/l)	2 U	2 U	2 U	2 U	2 U	2 U	2 U	2 U
Bromide	2 GV	24959-67-9	(mg/l)	0.5 U	0.5 U	0.5 U	0.5 U	2.3	0.8	0.9	0.8
Chemical Oxygen Demand	-	-	(mg/l)	10 U	10 U	45.4	10 U	10 U	19.3	10 U	10 U
Chloride	250 ST	16887-00-6	(mg/l)	18.2	23.8	18.3	16.9	19.3	26.7	25	20.1
Hardness (as CaCO3)	-	-	(mg/l)	43	30	120	24	42	40	46	40
Nitrate (as N)	10 ST	14797-55-8	(mg/l)	4.92	4.17	4.32	4.4	4.65	3.9	3.44	3.42
Phenols, total	0.001 ST	-	(mg/l)	0.005 U	0.005 U	0.005 U	0.005 U	0.005 U	0.005 U	0.005 U	0.005 U
Sulfate	250 ST	14808-79-8	(mg/l)	12.1	8.6	13.7	13	10.3	10.7	11.1	14.4
Total Organic Carbon	-	-	(mg/l)	1 U	1 U	1 U	1 U	1 U	1 U	1 U	1 U
Total Dissolved Solids	-	-	(mg/l)	103	194	70	274	144	160	153	219
Total Kjeldahl Nitrogen (as N)	-	7727-37-9	(mg/l)	0.11	0.1 U	0.18	0.65	0.1 U	0.27	0.1 U	0.1 U

NOTES:

NS: Not sampled

U: Analyzed for but not detected, value shown is instrument detection limit

: Concentration exceeds Standard/Guidance Value

J: Reported value is estimated due to variance from quality control limits

Appendix A-1

SONIA ROAD LANDFILL
 POST CLOSURE GROUNDWATER MONITORING PROGRAM
 HISTORIC AND CURRENT SAMPLE RESULTS
 LEACHATE INDICATORS

CONSTITUENT	NYSDDEC Class GA Groundwater Standards/Guidance Values	CAS #	SITE : DATE : UNITS:	MW-11D 11/28/2005 (mg/l)	MW-11D 2/27/2006 (mg/l)	MW-11D 5/19/2006 (mg/l)	MW-11D 8/11/2006 (mg/l)	MW-11D 11/29/2006 (mg/l)	MW-11D (mg/l)	MW-11D (mg/l)	MW-11D (mg/l)
Color (APHA Units)	-	-	(mg/l)	NS	NS	NS	NS	10			
Alkalinity (as CaCO ₃)	-	471-34-1	(mg/l)	4.2	17.8	8	4.9	8.6			
Ammonia (as N)	2 ST	7664-41-7	(mg/l)	0.1 U	0.32	0.1 U	0.1 U	0.1 U			
Biochemical Oxygen Demand	-	-	(mg/l)	2 U	2 U	2 U	2 U	2 U			
Bromide	2 GV	24959-67-9	(mg/l)	0.9	0.5 U	0.5 U	0.6	0.7			
Chemical Oxygen Demand	-	-	(mg/l)	10 U	10 U	10 U	10 U	10 U			
Chloride	250 ST	16887-00-6	(mg/l)	21.2	21.1	21.1	22.6	19.6			
Hardness (as CaCO ₃)	-	-	(mg/l)	34	40	35	44	40			
Nitrate (as N)	10 ST	14797-55-8	(mg/l)	3.86	2.14	1.82	2.22	3.43			
Phenols, total	0.001 ST	-	(mg/l)	0.005 U	0.005 U	0.005 U	0.005 U	0.005 U			
Sulfate	250 ST	14808-79-8	(mg/l)	17.1	22.5	20.9	20.6	20.9			
Total Organic Carbon	-	-	(mg/l)	1 U	1.2	1 U	1 U	1 U			
Total Dissolved Solids	-	-	(mg/l)	120	133	117	17	133			
Total Kjeldahl Nitrogen (as N)	-	7727-37-9	(mg/l)	0.15	1.75	0.1 U	1.76	0.46			

NOTES:

NS: Not sampled

U: Analyzed for but not detected, value shown is instrument detection limit

: Concentration exceeds Standard/Guidance Value

J: Reported value is estimated due to variance from quality control limits

Appendix A-1

SONIA ROAD LANDFILL
POST CLOSURE GROUNDWATER MONITORING PROGRAM
HISTORIC AND CURRENT SAMPLE RESULTS
LEACHATE INDICATORS

CONSTITUENT	NYSDEC Class GA Groundwater Standards/Guidance Values	CAS #	SITE : DATE : UNITS:	MW-111	MW-111	MW-111	MW-111	MW-111	MW-111	MW-111	MW-111
				10/31/1997	12/13/2000	02/07/2001	8/22/2002	11/21/2002	3/6/2003	6/4/2003	8/21/2003
Color (APHA Units)	-	-	(mg/l)	5 U	5 U	5 U	NS	5 U	NS	NS	5
Alkalinity (as CaCO ₃)	-	471-34-1	(mg/l)	27.6	34.2	27.4	14.4	28.2	58	57.6	32.9
Ammonia (as N)	2 ST	7664-41-7	(mg/l)	0.99	1.1	0.91	0.1 U	0.1 U	1.15	0.1 U	0.1 U
Biochemical Oxygen Demand	-	-	(mg/l)	2 U	2 U	2 U	2 U	2	2 U	3	4
Bromide	2 GV	24959-67-9	(mg/l)	0.5 U	0.5 U	0.5 U	0.5 U	0.6	0.8	0.8	0.5 U
Chemical Oxygen Demand	-	-	(mg/l)	15 U	10 U	10 U	12.7	10 U	16.7	10 U	10 U
Chloride	250 ST	16887-00-6	(mg/l)	40.4	17.3	17.5	7	24.3	7.7	14.3	19.7
Hardness (as CaCO ₃)	-	-	(mg/l)	54	34	40	40	180	56	62	40
Nitrate (as N)	10 ST	14797-55-8	(mg/l)	0.13	0.42	1.8	3.07	1.85	0.1 U	1.03	1.01
Phenols, total	0.001 ST	-	(mg/l)	0.001	0.005 U	0.005 U	0.005 U	0.005 U	0.005 U	0.005 U	0.005 U
Sulfate	250 ST	14808-79-8	(mg/l)	14.9	6.8	7	5	7.9	10	5.8	10.7
Total Organic Carbon	-	-	(mg/l)	1.6	1.3	1 U	1.1	1 U	1 U	1 U	1 U
Total Dissolved Solids	-	-	(mg/l)	96	42	63	58	152	109	84	103
Total Kjeldahl Nitrogen (as N)	-	7727-37-9	(mg/l)	1.5	1.2	0.79	0.1	0.19	0.99	1.18	0.8

CONSTITUENT	NYSDEC Class GA Groundwater Standards/Guidance Values	CAS #	SITE : DATE : UNITS:	MW-111	MW-111	MW-111	MW-111	MW-111	MW-111	MW-111	MW-111
				11/13/2003	3/1/2004	5/21/2004	8/24/2004	11/11/2004	2/24/2005	5/26/2005	8/25/2005
Color (APHA Units)	-	-	(mg/l)	NS	NS	5 U	NS	NS	5	NS	NS
Alkalinity (as CaCO ₃)	-	471-34-1	(mg/l)	28.6	48	37.8	28.8	27.8	19.4	32.4	24
Ammonia (as N)	2 ST	7664-41-7	(mg/l)	0.1 U	1.15	1.19	0.1 U	0.15	0.1 U	1.08	0.79
Biochemical Oxygen Demand	-	-	(mg/l)	2 U	2 U	4	2 U	2 U	2 U	2 U	2 U
Bromide	2 GV	24959-67-9	(mg/l)	0.5 U	0.7	1.7	0.5 U	1.7	0.5 U	0.6	1.5
Chemical Oxygen Demand	-	-	(mg/l)	10 U	15.6	10 U	10 U	10 U	10 U	10 U	10 U
Chloride	250 ST	16887-00-6	(mg/l)	11.7	22.7	14.1	10	15.3	17.5	15.1	9.6
Hardness (as CaCO ₃)	-	-	(mg/l)	36	48	150	25	45	52	52	45
Nitrate (as N)	10 ST	14797-55-8	(mg/l)	0.96	0.53	0.33	1.85	0.74	1.16	1.5	2.11
Phenols, total	0.001 ST	-	(mg/l)	0.005 U	0.005 U	0.005 U	0.005 U	0.005 U	0.005 U	0.005 U	0.005 U
Sulfate	250 ST	14808-79-8	(mg/l)	12.9	5 U	0.5 U	11	10.7	13.4	14.4	15.4
Total Organic Carbon	-	-	(mg/l)	1 U	1 U	1 U	1 U	1 U	1 U	1 U	1 U
Total Dissolved Solids	-	-	(mg/l)	78	110	38	149	83	92	107	155
Total Kjeldahl Nitrogen (as N)	-	7727-37-9	(mg/l)	0.36	1.11	0.93	0.88	0.79	0.12	0.85	0.77

NOTES:

NS: Not sampled

U: Analyzed for but not detected, value shown is instrument detection limit

: Concentration exceeds Standard/Guidance Value

J: Reported value is estimated due to variance from quality control limits

Appendix A-1

SONIA ROAD LANDFILL
 POST CLOSURE GROUNDWATER MONITORING PROGRAM
 HISTORIC AND CURRENT SAMPLE RESULTS
 LEACHATE INDICATORS

CONSTITUENT	NYSDEC Class GA Groundwater Standards/Guidance Values	CAS #	SITE :	MW-111	MW-111	MW-111	MW-111	MW-111	MW-111	MW-111	MW-111
			DATE :	11/28/2005	2/27/2006	5/19/2006	8/11/2006	11/29/2006			
			UNITS:	(mg/l)	(mg/l)	(mg/l)	(mg/l)	(mg/l)	(mg/l)	(mg/l)	(mg/l)
Color (APHA Units)	-	-	(mg/l)	NS	NS	NS	NS	5 U			
Alkalinity (as CaCO ₃)	-	471-34-1	(mg/l)	26.1	33.4	19.2	17.3	11.8			
Ammonia (as N)	2 ST	7664-41-7	(mg/l)	0.58	0.73	0.1 U	0.13	0.29			
Biochemical Oxygen Demand	-	-	(mg/l)	2 U	2 U	2 U	2 U	2 U			
Bromide	2 GV	24959-67-9	(mg/l)	1.8	0.9	1	0.6	1.5			
Chemical Oxygen Demand	-	-	(mg/l)	16.8	13.5	10 U	10 U	10 U			
Chloride	250 ST	16887-00-6	(mg/l)	11.6	8.1	9	7.3	4.9			
Hardness (as CaCO ₃)	-	-	(mg/l)	40	48	31	30	16			
Nitrate (as N)	10 ST	14797-55-8	(mg/l)	0.89	0.21	1.31	1.14	0.78			
Phenols, total	0.001 ST	-	(mg/l)	0.005 U	0.005 U	0.005 U	0.005 U	0.005 U			
Sulfate	250 ST	14808-79-8	(mg/l)	12.2	28.2	13.6	11.7	11.0			
Total Organic Carbon	-	-	(mg/l)	1 U	1.1	1 U	1 U	1 U			
Total Dissolved Solids	-	-	(mg/l)	87	110	81	67	58			
Total Kjeldahl Nitrogen (as N)	-	7727-37-9	(mg/l)	0.7	0.82	0.52	0.56	0.28			

NOTES:

NS: Not sampled

U: Analyzed for but not detected, value shown is instrument detection limit

: Concentration exceeds Standard/Guidance Value

J: Reported value is estimated due to variance from quality control limits

Appendix A-1

SONIA ROAD LANDFILL
POST CLOSURE GROUNDWATER MONITORING PROGRAM
HISTORIC AND CURRENT SAMPLE RESULTS
LEACHATE INDICATORS

CONSTITUENT	NYSDEC Class GA Groundwater Standards/Guidance Values	CAS #	SITE : DATE : UNITS:	MW-11S	MW-11S	MW-11S	MW-11S	MW-11S	MW-11S	MW-11S	MW-11S
				10/31/1997	12/13/2000	02/07/2001	8/22/2002	11/21/2002	3/6/2003	6/4/2003	8/21/2003
Color (APHA Units)	-	-	(mg/l)	100	5 U	5 U	NS	5	NS	NS	10
Alkalinity (as CaCO3)	-	471-34-1	(mg/l)	127	134	135	91.2	133	106	125	174
Ammonia (as N)	2 ST	7664-41-7	(mg/l)	1	1.3	1.51	1.16	0.1 U	0.58	0.1 U	0.1 U
Biochemical Oxygen Demand	-	-	(mg/l)	2 U	2 U	2 U	2 U	2 U	2 U	2 U	6
Bromide	2 GV	24959-67-9	(mg/l)	0.5 U	0.5 U	0.5 U	0.5	0.8	0.5 U	0.5	0.5 U
Chemical Oxygen Demand	-	-	(mg/l)	22	10 U	11	12.7	10 U	19.3	19.2	10 U
Chloride	250 ST	16887-00-6	(mg/l)	65.1	50.7	36.1	35.1	21.3	23	97.7	139
Hardness (as CaCO3)	-	-	(mg/l)	120	210	156	120	230	156	250	270
Nitrate (as N)	10 ST	14797-55-8	(mg/l)	0.28	0.21	0.25	2.6	2.25	1.6	1.65	1.31
Phenols, total	0.001 ST	-	(mg/l)	0.002	0.005 U	0.005 U	0.005 U	0.005 U	0.005 U	0.005 U	0.005 U
Sulfate	250 ST	14808-79-8	(mg/l)	42.1	28.6	49.6	29.2	41	64.8	80.5	68
Total Organic Carbon	-	-	(mg/l)	3.7	4.6	3.53	2.8	2.8	4	3.8	7.2
Total Dissolved Solids	-	-	(mg/l)	261	253	254	179	326	250	423	560
Total Kjeldahl Nitrogen (as N)	-	7727-37-9	(mg/l)	1.2	1.5	7.76	4.53	0.18	0.77	0.26	0.34

CONSTITUENT	NYSDEC Class GA Groundwater Standards/Guidance Values	CAS #	SITE : DATE : UNITS:	MW-11S	MW-11S	MW-11S	MW-11S	MW-11S	MW-11S	MW-11S	MW-11S
				11/13/2003	3/1/2004	5/21/2004	8/24/2004	11/11/2004	2/24/2005	5/26/2005	8/25/2005
Color (APHA Units)	-	-	(mg/l)	NS	NS	5	NS	NS	5	NS	NS
Alkalinity (as CaCO3)	-	471-34-1	(mg/l)	206	160	113	117	151	96	116	120
Ammonia (as N)	2 ST	7664-41-7	(mg/l)	0.1 U	0.35	1.81	0.1 U	2.35	2.8	3.46	2.35
Biochemical Oxygen Demand	-	-	(mg/l)	2 U	2 U	2 U	2 U	2 U	2 U	2 U	2 U
Bromide	2 GV	24959-67-9	(mg/l)	0.5 U	1.2	1.8	0.6	0.8	2.0	0.5	1.1
Chemical Oxygen Demand	-	-	(mg/l)	21.6	20.5	25.5	10 U	10 U	11.8	10 U	16.8
Chloride	250 ST	16887-00-6	(mg/l)	96.6	86.4	79.6	73.7	57.3	76.9	88.5	65.4
Hardness (as CaCO3)	-	-	(mg/l)	290	220	450	120	208	220	220	200
Nitrate (as N)	10 ST	14797-55-8	(mg/l)	1.52	1.59	1.04	2.87	1.15	1.21	1.07	1.2
Phenols, total	0.001 ST	-	(mg/l)	0.005 U	0.005 U	0.005 U	0.005 U	0.005 U	0.005 U	0.005 U	0.005 U
Sulfate	250 ST	14808-79-8	(mg/l)	76.4	45.5	61	55.8	48.8	45.8	50.3	72.5
Total Organic Carbon	-	-	(mg/l)	5	4	4.2	3.8	4.9	3.7	3.7	4.3
Total Dissolved Solids	-	-	(mg/l)	465	392	300	532	322	339	366	442
Total Kjeldahl Nitrogen (as N)	-	7727-37-9	(mg/l)	0.31	0.32	1.65	1.27	1.93	2.69	3.54	2.31

NOTES:

NS: Not sampled

U: Analyzed for but not detected, value shown is instrument detection limit

: Concentration exceeds Standard/Guidance Value

J: Reported value is estimated due to variance from quality control limits

Appendix A-1

**SONIA ROAD LANDFILL
POST CLOSURE GROUNDWATER MONITORING PROGRAM
HISTORIC AND CURRENT SAMPLE RESULTS
LEACHATE INDICATORS**

CONSTITUENT	NYSDEC Class GA Groundwater Standards/Guidance Values	CAS #	SITE : DATE : UNITS:	MW-11S 11/28/2005 (mg/l)	MW-11S 2/27/2006 (mg/l)	MW-11S 5/19/2006 (mg/l)	MW-11S 8/11/2006 (mg/l)	MW-11S 11/29/2006 (mg/l)	MW-11S (mg/l)	MW-11S (mg/l)	MW-11S (mg/l)
Color (APHA Units)	-	-	(mg/l)	NS	NS	NS	NS	5 U			
Alkalinity (as CaCO ₃)	-	471-34-1	(mg/l)	134	140	134	148	140			
Ammonia (as N)	2 ST	7664-41-7	(mg/l)	0.72	0.42	0.1 U	1.12	1.64			
Biochemical Oxygen Demand	-	-	(mg/l)	2 U	2 U	2 U	2	2 U			
Bromide	2 GV	24959-67-9	(mg/l)	1.2	0.5	0.5 U	0.5 U	1.4			
Chemical Oxygen Demand	-	-	(mg/l)	34.3	13.5	10 U	10 U	16.0			
Chloride	250 ST	16887-00-6	(mg/l)	87.6	82.8	52.9	105	46.6			
Hardness (as CaCO ₃)	-	-	(mg/l)	300	215	190	205	130			
Nitrate (as N)	10 ST	14797-55-8	(mg/l)	1.71	1.07	0.48	0.81	0.59			
Phenols, total	0.001 ST	-	(mg/l)	0.005 U	0.005 U	0.005 U	0.005 U	0.005 U			
Sulfate	250 ST	14808-79-8	(mg/l)	93.5	74.5	46	59	31.4			
Total Organic Carbon	-	-	(mg/l)	5.5	4.3	3.1	5.5	3.4			
Total Dissolved Solids	-	-	(mg/l)	330	413	308	453	277			
Total Kjeldahl Nitrogen (as N)	-	7727-37-9	(mg/l)	1.7	0.85	0.58	1.09	2.04			

NOTES:

NS: Not sampled

U: Analyzed for but not detected, value shown is instrument detection limit

: Concentration exceeds Standard/Guidance Value

J: Reported value is estimated due to variance from quality control limits

Appendix A-1

SONIA ROAD LANDFILL
POST CLOSURE GROUNDWATER MONITORING PROGRAM
HISTORIC AND CURRENT SAMPLE RESULTS
LEACHATE INDICATORS

CONSTITUENT	NYSDEC Class GA Groundwater Standards/Guidance Values	CAS #	SITE : DATE : UNITS:	MW-12D	MW-12D	MW-12D	MW-12D	MW-12D	MW-12D	MW-12D	MW-12D
				10/31/1997	12/08/2000	02/07/2001	8/22/2002	11/21/2002	3/6/2003	6/4/2003	8/21/2003
Color (APHA Units)	-	-	(mg/l)	5 U	5 U	5 U	NS	5	NS	NS	5
Alkalinity (as CaCO3)	-	471-34-1	(mg/l)	19.3	7.3	7.8	6.7	6.8	8.4	7.9	8.1
Ammonia (as N)	2 ST	7664-41-7	(mg/l)	0.02 U	0.1 U	0.1 U	0.1 U	0.1 U	0.1 U	0.1 U	0.1 U
Biochemical Oxygen Demand	-	-	(mg/l)	3	7	4	2 U	2 U	2 U	4	7
Bromide	2 GV	24959-67-9	(mg/l)	0.5 U	0.5 U	0.5 U	0.5 U	0.9	0.5 U	0.5 U	0.5 U
Chemical Oxygen Demand	-	-	(mg/l)	15 U	10 U	10 U	15.1	10 U	10 U	10 U	10 U
Chloride	250 ST	16887-00-6	(mg/l)	11.7	4.7	5.71	3.1	4.3	5.6	8.9	6.2
Hardness (as CaCO3)	-	-	(mg/l)	34	15	28	16	36	64	34	36
Nitrate (as N)	10 ST	14797-55-8	(mg/l)	0.32	0.38	0.31	0.13	0.24	0.58	0.66	0.63
Phenols, total	0.001 ST	-	(mg/l)	0.002	0.005 U	0.005 U	0.005 U	0.005 U	0.005 U	0.005 U	0.005 U
Sulfate	250 ST	14808-79-8	(mg/l)	19.5	20.1	12.8	6.9	11.9	17.1	15.6	16.6
Total Organic Carbon	-	-	(mg/l)	0.5 U	2.1	1 U	1 U	1 U	1 U	1 U	1 U
Total Dissolved Solids	-	-	(mg/l)	45	77	380	37	69	78	58	88
Total Kjeldahl Nitrogen (as N)	-	7727-37-9	(mg/l)	0.2 U	0.1 U	8.54	0.16	0.1 U	0.2 U	0.1 U	0.1 U

CONSTITUENT	NYSDEC Class GA Groundwater Standards/Guidance Values	CAS #	SITE : DATE : UNITS:	MW-12D	MW-12D	MW-12D	MW-12D	MW-12D	MW-12D	MW-12D	MW-12D
				11/3/2003	3/1/2004	5/21/2004	8/24/2004	11/11/2004	2/24/2005	5/26/2005	8/25/2005
Color (APHA Units)	-	-	(mg/l)	NS	NS	5 U	NS	NS	5 U	NS	NS
Alkalinity (as CaCO3)	-	471-34-1	(mg/l)	7.4	6.7	6.8	7	7.4	7.1	6.7	6.9
Ammonia (as N)	2 ST	7664-41-7	(mg/l)	0.1 U	0.1 U	0.1 U	0.1 U	0.1 U	0.1 U	0.13	0.11
Biochemical Oxygen Demand	-	-	(mg/l)	2 U	2 U	2 U	2 U	2 U	2 U	2 U	2 U
Bromide	2 GV	24959-67-9	(mg/l)	0.5 U	0.5 U	0.5 U	0.5 U	0.5 U	0.6	0.7	0.7
Chemical Oxygen Demand	-	-	(mg/l)	11.9	10 U	10 U	10 U	10 U	10 U	10 U	10 U
Chloride	250 ST	16887-00-6	(mg/l)	4.2	4.8	3.6	4.3	4.0	6.1	4.5	4.9
Hardness (as CaCO3)	-	-	(mg/l)	33	22	36	5 U	18	18	19	15
Nitrate (as N)	10 ST	14797-55-8	(mg/l)	0.54	0.75	0.29	0.30	0.26	0.16	0.13	0.19
Phenols, total	0.001 ST	-	(mg/l)	0.005 U	0.005 U	0.005 U	0.005 U	0.005 U	0.005 U	0.005 U	0.005 U
Sulfate	250 ST	14808-79-8	(mg/l)	13.5	8.3	11.3	11.7	10.5	11.1	9.5	10.8
Total Organic Carbon	-	-	(mg/l)	1 U	1 U	1 U	1 U	1 U	1 U	1 U	1 U
Total Dissolved Solids	-	-	(mg/l)	50	10 U	25	113	52	58	49	77
Total Kjeldahl Nitrogen (as N)	-	7727-37-9	(mg/l)	0.1 U	0.1 U	0.1 U	0.97	0.1 U	0.26	0.1 U	0.1 U

NOTES:

NS: Not sampled

U: Analyzed for but not detected, value shown is instrument detection limit

: Concentration exceeds Standard/Guidance Value

J: Reported value is estimated due to variance from quality control limits

Appendix A-1

SONIA ROAD LANDFILL
 POST CLOSURE GROUNDWATER MONITORING PROGRAM
 HISTORIC AND CURRENT SAMPLE RESULTS
 LEACHATE INDICATORS

CONSTITUENT	NYSDEC Class GA Groundwater Standards/Guidance Values	CAS #	SITE : DATE : UNITS:	MW-12D 11/28/2005 (mg/l)	MW-12D 2/27/2006 (mg/l)	MW-12D 5/19/2006 (mg/l)	MW-12D 8/11/2006 (mg/l)	MW-12D 11/29/2006 (mg/l)	MW-12D (mg/l)	MW-12D (mg/l)	MW-12D (mg/l)
Color (APHA Units)	-	-	(mg/l)	NS	NS	NS	NS	5 U			
Alkalinity (as CaCO ₃)	-	471-34-1	(mg/l)	7.4	10.4	11.2	19.6	1 U			
Ammonia (as N)	2 ST	7664-41-7	(mg/l)	0.1 U	0.13	0.1 U	0.1 U	0.10			
Biochemical Oxygen Demand	-	-	(mg/l)	2 U	2 U	2 U	2 U	2 U			
Bromide	2 GV	24959-67-9	(mg/l)	1	0.5 U	0.5 U	0.5 U	1.6			
Chemical Oxygen Demand	-	-	(mg/l)	10 U	10 U	10 U	10 U	13.5			
Chloride	250 ST	16887-00-6	(mg/l)	5.8	5.4	5.5	5	5.5			
Hardness (as CaCO ₃)	-	-	(mg/l)	20	22	21	26	26			
Nitrate (as N)	10 ST	14797-55-8	(mg/l)	0.4	0.33	0.25	0.25	0.67			
Phenols, total	0.001 ST	-	(mg/l)	0.005 U	0.005 U	0.005 U	0.005 U	0.005 U			
Sulfate	250 ST	14808-79-8	(mg/l)	11	11.7	13.5	34	14.8			
Total Organic Carbon	-	-	(mg/l)	1 U	1 U	1 U	1.1	1 U			
Total Dissolved Solids	-	-	(mg/l)	75	72	59	70	71			
Total Kjeldahl Nitrogen (as N)	-	7727-37-9	(mg/l)	0.9	0.1 U	0.1 U	0.1 U	0.14			

NOTES:

NS: Not sampled

U: Analyzed for but not detected, value shown is instrument detection limit

: Concentration exceeds Standard/Guidance Value

J: Reported value is estimated due to variance from quality control limits

Appendix A-1

SONIA ROAD LANDFILL
POST CLOSURE GROUNDWATER MONITORING PROGRAM
HISTORIC AND CURRENT SAMPLE RESULTS
LEACHATE INDICATORS

CONSTITUENT	NYSDEC Class GA Groundwater Standards/Guidance Values	CAS #	SITE : DATE : UNITS:	MW-121	MW-121	MW-121	MW-121	MW-121	MW-121	MW-121	MW-121
				10/31/1997	12/07/2000	02/08/2001	8/22/2002	11/21/2002	3/6/2003	6/4/2003	8/21/2003
Color (APHA Units)	-	-	(mg/l)	5 U	5 U	5 U	NS	10	NS	NS	5
Alkalinity (as CaCO ₃)	-	471-34-1	(mg/l)	10.5	31.8	17.2	2.8	6.8	4.4	7.1	3.1
Ammonia (as N)	2 ST	7664-41-7	(mg/l)	0.51	0.61	0.703	0.1 U	0.1 U	0.1 U	0.1 U	0.1 U
Biochemical Oxygen Demand	-	-	(mg/l)	2 U	6	2 U	2 U	2 U	2 U	2 U	6
Bromide	2 GV	24959-67-9	(mg/l)	0.5 U	0.5 U	0.700	0.5 U	1.1	1	0.5 U	0.5 U
Chemical Oxygen Demand	-	-	(mg/l)	16	10 U	10 U	10 U	39.6	14	10 U	10 U
Chloride	250 ST	16887-00-6	(mg/l)	17.5	14.9	13.1	4.5	8.4	4.6	13.1	7.9
Hardness (as CaCO ₃)	-	-	(mg/l)	54	52	36.0	16	1900	32	32	20
Nitrate (as N)	10 ST	14797-55-8	(mg/l)	4.7	0.73	1.1	0.93	1.54	0.33	0.53	0.21
Phenols, total	0.001 ST	-	(mg/l)	0.0010 U	0.005 U	0.005 U	0.005 U	0.005 U	0.005 U	0.005 U	0.005 U
Sulfate	250 ST	14808-79-8	(mg/l)	43.1	48.3	24.2	10	10.4	11.6	11.3	8.6
Total Organic Carbon	-	-	(mg/l)	3.6	1.2	0.0010 U	1 U	1 U	1 U	1 U	1 U
Total Dissolved Solids	-	-	(mg/l)	106	143	90	39	79	55	62	49
Total Kjeldahl Nitrogen (as N)	-	7727-37-9	(mg/l)	0.46	0.84	8.30	0.1 U	0.1 U	0.2 U	0.1 U	0.1 U

CONSTITUENT	NYSDEC Class GA Groundwater Standards/Guidance Values	CAS #	SITE : DATE : UNITS:	MW-121	MW-121	MW-121	MW-121	MW-121	MW-121	MW-121	MW-121
				11/13/2003	3/1/2004	5/21/2004	8/24/2004	11/11/2004	2/24/2005	5/26/2005	8/25/2005
Color (APHA Units)	-	-	(mg/l)	NS	NS	5 U	NS	NS	5	NS	NS
Alkalinity (as CaCO ₃)	-	471-34-1	(mg/l)	4.4	4.2	3.5	5.6	6.4	29.6	4.3	5.4
Ammonia (as N)	2 ST	7664-41-7	(mg/l)	0.1 U	0.14	0.1 U	0.1 U	0.29	0.1 U	0.29	0.1 U
Biochemical Oxygen Demand	-	-	(mg/l)	2 U	2 U	2 U	2 U	5	2 U	2 U	2 U
Bromide	2 GV	24959-67-9	(mg/l)	0.5 U	0.5 U	0.5 U	0.6	1.2	0.7	0.5 U	0.5 U
Chemical Oxygen Demand	-	-	(mg/l)	10 U	15.6	10 U	10 U	10 U	10 U	14.3	10 U
Chloride	250 ST	16887-00-6	(mg/l)	4.8	5.5	4.3	12.5	28.1	45.5	10.5	18.5
Hardness (as CaCO ₃)	-	-	(mg/l)	26	24	22	10	34	66	18	22
Nitrate (as N)	10 ST	14797-55-8	(mg/l)	1.3	0.7	0.52	1.65	1.23	0.72	0.52	0.86
Phenols, total	0.001 ST	-	(mg/l)	0.005 U	0.005 U	0.005 U	0.005 U	0.005 U	0.005 U	0.005 U	0.005 U
Sulfate	250 ST	14808-79-8	(mg/l)	9.8	6.9	8.8	7.6	6.7	8.7	9	7.5
Total Organic Carbon	-	-	(mg/l)	1 U	1 U	1 U	1 U	1 U	1.4	1 U	1 U
Total Dissolved Solids	-	-	(mg/l)	40	14	47	152	77	136	50	101
Total Kjeldahl Nitrogen (as N)	-	7727-37-9	(mg/l)	0.1 U	0.13	0.1 U	0.56	0.5	0.53	0.24	0.36

NOTES:

NS: Not sampled

U: Analyzed for but not detected, value shown is instrument detection limit

: Concentration exceeds Standard/Guidance Value

J: Reported value is estimated due to variance from quality control limits

Appendix A-1

SONIA ROAD LANDFILL
POST CLOSURE GROUNDWATER MONITORING PROGRAM
HISTORIC AND CURRENT SAMPLE RESULTS
LEACHATE INDICATORS

CONSTITUENT	NYSDEC Class GA Groundwater Standards/Guidance Values	CAS #	SITE : DATE : UNITS:	MW-121 11/28/05 (mg/l)	MW-121 2/27/06 (mg/l)	MW-121 5/19/06 (mg/l)	MW-121 8/11/06 (mg/l)	MW-121 11/29/06 (mg/l)	MW-121 (mg/l)	MW-121 (mg/l)	MW-121 (mg/l)
Color (APHA Units)	-	-	(mg/l)	NS	NS	NS	NS	5 U			
Alkalinity (as CaCO ₃)	-	471-34-1	(mg/l)	14.4	29.4	15.7	7.9	21.8			
Ammonia (as N)	2 ST	7664-41-7	(mg/l)	1.11	0.49	0.15	0.56	3.71			
Biochemical Oxygen Demand	-	-	(mg/l)	2 U	2 U	3	3	5			
Bromide	2 GV	24959-67-9	(mg/l)	1.3	0.5 U	0.5	0.5 U	1.0			
Chemical Oxygen Demand	-	-	(mg/l)	10 U	13.5	10 U	10 U	10 U			
Chloride	250 ST	16887-00-6	(mg/l)	29.2	27	26.2	15.9	12.9			
Hardness (as CaCO ₃)	-	-	(mg/l)	49	80	70	40	24			
Nitrate (as N)	10 ST	14797-55-8	(mg/l)	0.26	0.77	3.73	1.41	2.61			
Phenols, total	0.001 ST	-	(mg/l)	0.005 U	0.005 U	0.005 U	0.005 U	0.005 U			
Sulfate	250 ST	14808-79-8	(mg/l)	29.6	35	51.8	35.4	26.4			
Total Organic Carbon	-	-	(mg/l)	1.9	3.3	1.5	1.3	1.1			
Total Dissolved Solids	-	-	(mg/l)	127	153	155	112	97			
Total Kjeldahl Nitrogen (as N)	-	7727-37-9	(mg/l)	2.13	0.69	4.15	2.89	7.67			

NOTES:

NS: Not sampled

U: Analyzed for but not detected, value shown is instrument detection limit

J: Concentration exceeds Standard/Guidance Value

J: Reported value is estimated due to variance from quality control limits

Appendix A-1

SONIA ROAD LANDFILL
POST CLOSURE GROUNDWATER MONITORING PROGRAM
HISTORIC AND CURRENT SAMPLE RESULTS
LEACHATE INDICATORS

CONSTITUENT	NYSDEC Class GA Groundwater Standards/Guidance Values	CAS #	SITE : DATE : UNITS:	MW-12S 10/31/1997 (mg/l)	MW-12S 12/07/2000 (mg/l)	MW-12S 02/05/2001 (mg/l)	MW-12S 8/22/2002 (mg/l)	MW-12S 11/21/2002 (mg/l)	MW-12S 3/6/2003 (mg/l)	MW-12S 6/4/2003 (mg/l)	MW-12S 8/21/2003 (mg/l)
Color (APHA Units)	-	-	(mg/l)	5 U	5 U	5	NS	5	NS	NS	5
Alkalinity (as CaCO ₃)	-	471-34-1	(mg/l)	102	104	98	113	111	77.8	74.3	141
Ammonia (as N)	2 ST	7664-41-7	(mg/l)	0.11	0.02 U	0.07 J	0.1 U	0.1 U	0.1 U	0.1 U	0.1 U
Biochemical Oxygen Demand	-	-	(mg/l)	3	2	2 U	2 U	2 U	2 U	2 U	4
Bromide	2 GV	24959-67-9	(mg/l)	0.5 U	0.5 U	0.5 U	0.5 U	1.4	0.5 U	0.8	0.5 U
Chemical Oxygen Demand	-	-	(mg/l)	16	10 U	10 U	10 U	10 U	16.7	21.6	10 U
Chloride	250 ST	16887-00-6	(mg/l)	21	16	24	15.7	17.7	113	25.6	11.2
Hardness (as CaCO ₃)	-	-	(mg/l)	90	96	100	140	108	108	82	110
Nitrate (as N)	10 ST	14797-55-8	(mg/l)	0.75	0.67	0.4	2.21	1.14	0.89	0.58	1.54
Phenols, total	0.001 ST	-	(mg/l)	0.0010 U	0.005 U	0.005 U	0.005 U	0.005 U	0.005 U	0.005 U	0.005 U
Sulfate	250 ST	14808-79-8	(mg/l)	32.8	36.4	13.4	37.5	27.6	32.1	23.3	32
Total Organic Carbon	-	-	(mg/l)	2.3	1.7	2.2	3.3	1.7	1.9	1.6	1.8
Total Dissolved Solids	-	-	(mg/l)	170	175	250	185	290	352	151	241
Total Kjeldahl Nitrogen (as N)	-	7727-37-9	(mg/l)	0.21	0.2 U	0.12	0.1 U	0.1 U	0.2 U	0.1 U	0.1 U

CONSTITUENT	NYSDEC Class GA Groundwater Standards/Guidance Values	CAS #	SITE : DATE : UNITS:	MW-12S 11/13/2003 (mg/l)	MW-12S 3/1/2004 (mg/l)	MW-12S 5/21/2004 (mg/l)	MW-12S 8/24/2004 (mg/l)	MW-12S 11/11/2004 (mg/l)	MW-12S 2/24/2005 (mg/l)	MW-12S 5/26/2005 (mg/l)	MW-12S 8/25/2005 (mg/l)
Color (APHA Units)	-	-	(mg/l)	NS	NS	5 U	NS	NS	5 U	NS	NS
Alkalinity (as CaCO ₃)	-	471-34-1	(mg/l)	150	118	119	130	74	97.1	98	105
Ammonia (as N)	2 ST	7664-41-7	(mg/l)	0.1 U	0.1 U	0.13	0.1 U	0.1 U	0.11	0.12	0.19
Biochemical Oxygen Demand	-	-	(mg/l)	2 U	2 U	2 U	2 U	2 U	2 U	2 U	2 U
Bromide	2 GV	24959-67-9	(mg/l)	0.5	0.5 U	0.5 U	0.7	1.8	0.5	0.5 U	1
Chemical Oxygen Demand	-	-	(mg/l)	10 U	13.1	10 U	10 U	10 U	21.8	29.3	10 U
Chloride	250 ST	16887-00-6	(mg/l)	25.8	52.2	31.6	31.6	19.7	245	42.2	45.5
Hardness (as CaCO ₃)	-	-	(mg/l)	220	120	320	88	94	172	128	98
Nitrate (as N)	10 ST	14797-55-8	(mg/l)	1.89	1.18	1.24	1.76	0.52	0.83	1.06	1.18
Phenols, total	0.001 ST	-	(mg/l)	0.005 U	0.005 U	0.005 U	0.005 U	0.005 U	0.005 U	0.005 U	0.005 U
Sulfate	250 ST	14808-79-8	(mg/l)	38.4	24.4	29.5	54.8	17.7	39.1	28.4	32.6
Total Organic Carbon	-	-	(mg/l)	2	1.6	1.7	1.8	2.6	1.7	2.7	2.8
Total Dissolved Solids	-	-	(mg/l)	265	296	184	474	170	568	216	382
Total Kjeldahl Nitrogen (as N)	-	7727-37-9	(mg/l)	0.22	0.13	0.18	0.17	0.1 U	0.19	0.21	0.2

NOTES:

NS: Not sampled

U: Analyzed for but not detected, value shown is instrument detection limit

: Concentration exceeds Standard/Guidance Value

J: Reported value is estimated due to variance from quality control limits

Appendix A-1

SONIA ROAD LANDFILL
POST CLOSURE GROUNDWATER MONITORING PROGRAM
HISTORIC AND CURRENT SAMPLE RESULTS
LEACHATE INDICATORS

CONSTITUENT	NYSDEC Class GA Groundwater Standards/Guidance Values	CAS #	SITE : DATE : UNITS:	MW-12S 11/28/2005 (mg/l)	MW-12S 2/27/2006 (mg/l)	MW-12S 5/19/2006 (mg/l)	MW-12S 8/11/2006 (mg/l)	MW-12S 11/29/2006 (mg/l)	MW-12S (mg/l)	MW-12S (mg/l)	MW-12S (mg/l)
Color (APHA Units)	-	-	(mg/l)	NS	NS	NS	NS	5 U			
Alkalinity (as CaCO ₃)	-	471-34-1	(mg/l)	65.2	76.4	70.8	59	73.0			
Ammonia (as N)	2 ST	7664-41-7	(mg/l)	1.24	0.46	0.1 U	0.1 U	0.1 U			
Biochemical Oxygen Demand	-	-	(mg/l)	2 U	2 U	2 U	2 U	2 U			
Bromide	2 GV	24959-67-9	(mg/l)	1.4	0.5 U	0.5 U	0.5 U	1.1			
Chemical Oxygen Demand	-	-	(mg/l)	10 U	10 U	10 U	10 U	10 U			
Chloride	250 ST	16887-00-6	(mg/l)	48.9	56.6	24	20.5	25.2			
Hardness (as CaCO ₃)	-	-	(mg/l)	90	105	66	44	110			
Nitrate (as N)	10 ST	14797-55-8	(mg/l)	1.86	1.79	1.67	2.12	2.33			
Phenols, total	0.001 ST	-	(mg/l)	0.005 U	0.005 U	0.005 U	0.005 U	0.005 U			
Sulfate	250 ST	14808-79-8	(mg/l)	14.9	21.7	26.8	20.1	22.8			
Total Organic Carbon	-	-	(mg/l)	1.1	1.8	1.5	1.2	1.5			
Total Dissolved Solids	-	-	(mg/l)	212	247	181	163	189			
Total Kjeldahl Nitrogen (as N)	-	7727-37-9	(mg/l)	1.54	0.65	0.1U	0.12	0.16			

NOTES:

NS: Not sampled

U: Analyzed for but not detected, value shown is instrument detection limit

: Concentration exceeds Standard/Guidance Value

J: Reported value is estimated due to variance from quality control limits

APPENDIX A-2

**HISTORICAL AND CURRENT
GROUNDWATER SAMPLE RESULTS -
INORGANIC PARAMETERS**

Appendix A-2

SONIA ROAD LANDFILL
POST CLOSURE GROUNDWATER MONITORING PROGRAM
HISTORIC AND CURRENT SAMPLE RESULTS
INORGANIC PARAMETERS

CONSTITUENT	NYSDEC Class GA Groundwater Standards/Guidance Values	CAS #	SITE: DATE: UNITS:	MW-01D 10/24/97 (ug/l)	MW-01D 11/30/00 (ug/l)	MW-01D 1/30/01 (ug/l)	MW-01D 8/21/02 (ug/l)	MW-01D 11/20/02 (ug/l)	MW-01D 3/5/03 (ug/l)	MW-01D 6/3/03 (ug/l)	MW-01D 8/21/03 (ug/l)
Aluminum	-	7429-90-5	ug/l	105	59.6 B	79.6 B	NA	131 B	NA	NA	39.8 B
Antimony	3 GV	7440-36-0	ug/l	3 U	1.7 U	12.3 U	NA	4.4 B	NA	NA	3.5 U
Arsenic	25 ST	7440-38-2	ug/l	2.4 U	2.5 U	1.9 U	NA	4.5 U	NA	NA	3.2 U
Barium	1000 ST	7440-39-3	ug/l	111	124 B	87.6	NA	93	NA	NA	22.4 B
Beryllium	3 GV	7440-41-7	ug/l	0.13	0.1 U	0.21	NA	0.4 U	NA	NA	0.20 U
Boron	1000 ST	7440-42-8	ug/l	NA	102	161	NA	113	NA	NA	139
Cadmium	5 ST	7440-43-9	ug/l	0.3 U	0.4 U	0.2 U	0.11 B	0.5 U	0.81 B	0.10 B	0.30 U
Calcium	-	7440-70-2	ug/l	35300	19500	15200	26400	24400	21100	15800	5650
Chromium Hexavalent	50 ST	18540-29-9	ug/l	20 U	20 U	20 U	NA	20 U	NA	NA	20 U
Chromium Total	50 ST	7440-47-3	ug/l	0.53	3.5 U	0.6 U	NA	3.6 B	NA	NA	0.70 U
Cobalt	-	7440-48-4	ug/l	1.3	2.1 B	1.7 U	NA	5 B	NA	NA	5.0 B
Copper	200 ST	7440-50-8	ug/l	1.9	2 B	2.1	NA	7 B	NA	NA	2.3 B
Iron	300 ST	7439-89-6	ug/l	110	32 B	34.2	205	301	301	120	63.1 B
Lead	25 ST	7439-92-1	ug/l	1.3	1.4 U	1.1 U	0.8 U	1.4 U	3.2	1.7 B	0.80 U
Magnesium	35000 GV	7439-95-4	ug/l	10700	6010	4800	9680	8130	7530	5740	1710 B
Manganese	300 ST	7439-96-5	ug/l	132	9.9 B	7.3	34.3	28.6	67.5	6.8 B	3.6 B
Mercury	0.7 ST	7439-97-6	ug/l	0.1 U	0.1 U	0.1 U	NA	0.10 U	NA	NA	0.10 U
Nickel	100 ST	7440-02-0	ug/l	2.2	1.9 U	1.4 U	NA	7.5 B	NA	NA	6.0 B
Potassium	-	7440-09-7	ug/l	6780	10400	9240	7740	20500	10700	6830	2390 B
Selenium	10 ST	7782-49-2	ug/l	2.8 U	1.7 U	1.5 U	NA	2.4 U	NA	NA	3.8 U
Silver	50 ST	7440-22-4	ug/l	0.9 U	0.77 B	1.6 U	NA	1 U	NA	NA	1.0 U
Sodium	20000 ST	7440-23-5	ug/l	61000	490000	390000	445000	327000	346000	404000	156000
Thallium	0.5 GV	7440-28-0	ug/l	2.6 U	2.3 U	2.8 U	NA	4.2 U	NA	NA	3.0 B
Vanadium	-	7440-62-2	ug/l	1.2 U	0.7 U	1.7 U	NA	1.4 B	NA	NA	1.8 U
Zinc	2000 ST	7440-66-6	ug/l	39	3.8 B	5.1	NA	190	NA	NA	33.2
Cyanide	200 ST	0057-12-5	ug/l	17	17	20.4	NA	30.4	NA	NA	29
Iron + Manganese	500 ST*	-	ug/l	242	41.9	41.5	239.3	329.6	368.5	126.8	66.7

NOTES:

NS: Not sampled

ST*: Standard for the sum of iron and manganese is 500 ug/l

Concentration exceeds Standard/Guidance Value

U: Analyzed for but not detected, value shown is instrument detection limit

NA: Not analyzed

B: Compound detected above instrument detection
limit but below contract required detection limit

Appendix A-2

SONIA ROAD LANDFILL
POST CLOSURE GROUNDWATER MONITORING PROGRAM
HISTORIC AND CURRENT SAMPLE RESULTS
INORGANIC PARAMETERS

CONSTITUENT	NYSDEC Class GA Groundwater Standards/Guidance Values	CAS #	SITE: DATE: UNITS:	MW-01D 11/10/03 (ug/l)	MW-01D 2/26/04 (ug/l)	MW-01D 5/20/04 (ug/l)	MW-01D 8/19/04 (ug/l)	MW-01D 11/8/04 (ug/l)	MW-01D 2/28/05 (ug/l)	MW-01D 5/25/05 (ug/l)	MW-01D 8/24/05 (ug/l)
Aluminum	-	7429-90-5	ug/l	NA	NA	52.5 B	NA	NA	143 B	NA	NA
Antimony	3 GV	7440-36-0	ug/l	NA	NA	2.4 U	NA	NA	3.6 U	NA	NA
Arsenic	25 ST	7440-38-2	ug/l	NA	NA	3.6 U	NA	NA	2.5 U	NA	NA
Barium	1000 ST	7440-39-3	ug/l	NA	NA	123 B	NA	NA	284	NA	NA
Beryllium	3 GV	7440-41-7	ug/l	NA	NA	0.2 U	NA	NA	0.19 U	NA	NA
Boron	1000 ST	7440-42-8	ug/l	NA	NA	173 B	NA	NA	158	NA	NA
Cadmium	5 ST	7440-43-9	ug/l	0.3 U	0.20 U	0.3 U	0.30 U	0.23 U	0.23 U	0.74 B	0.65 U
Calcium	-	7440-70-2	ug/l	1420 B	19500	27800	61300	62800	57100	49800	38500
Chromium Hexavalent	50 ST	18540-29-9	ug/l	NA	NA	20 U	NA	NA	20 U	NA	NA
Chromium Total	50 ST	7440-47-3	ug/l	NA	NA	0.63 B	NA	NA	0.63 U	NA	NA
Cobalt	-	7440-48-4	ug/l	NA	NA	7.2 B	NA	NA	12.4 B	NA	NA
Copper	200 ST	7440-50-8	ug/l	NA	NA	3.6 B	NA	NA	1.1 U	NA	NA
Iron	300 ST	7439-89-6	ug/l	119	79.6 B	96.9 B	61.7 B	22.3 B	59.1 B	64.9 B	192
Lead	25 ST	7439-92-1	ug/l	2.5 B	1.6 U	1.2 U	1.2 U	1.1 U	1.1 U	1.7 U	1.7 U
Magnesium	35000 GV	7439-95-4	ug/l	504 B	6270	9620	17700	16300	12700	10200	8020
Manganese	300 ST	7439-96-5	ug/l	3.6 B	9.3 B	17.6	22.5	21	23.4	21.7	28.5
Mercury	0.7 ST	7439-97-6	ug/l	NA	NA	0.1 U	NA	NA	0.10 U	NA	NA
Nickel	100 ST	7440-02-0	ug/l	NA	NA	5.1 B	NA	NA	17.4 B	NA	NA
Potassium	-	7440-09-7	ug/l	1380 B	5480	7230	12200	13700	15300	9870	8800
Selenium	10 ST	7782-49-2	ug/l	NA	NA	2.1 U	NA	NA	3 U	NA	NA
Silver	50 ST	7440-22-4	ug/l	NA	NA	0.5 U	NA	NA	0.86 B	NA	NA
Sodium	20000 ST	7440-23-5	ug/l	103000	416000	448000	569000	693000	826000	711000	635000
Thallium	0.5 GV	7440-28-0	ug/l	NA	NA	2.8 U	NA	NA	3.7 B	NA	NA
Vanadium	-	7440-62-2	ug/l	NA	NA	1.7 U	NA	NA	1.8 U	NA	NA
Zinc	2000 ST	7440-66-6	ug/l	NA	NA	32.4	NA	NA	50.9	NA	NA
Cyanide	200 ST	0057-12-5	ug/l	NA	NA	10 U	NA	NA	18	NA	NA
Iron + Manganese	500 ST*	-	ug/l	122.6	88.9	114.5	84.2	43.3	82.5	86.6	220.5

NOTES:

NS: Not sampled

ST*: Standard for the sum of iron and manganese is 500 ug/l

Concentration exceeds Standard/Guidance Value

U: Analyzed for but not detected, value shown is instrument detection limit

NA: Not analyzed

B: Compound detected above instrument detection
limit but below contract required detection limit

Appendix A-2

SONIA ROAD LANDFILL
POST CLOSURE GROUNDWATER MONITORING PROGRAM
HISTORIC AND CURRENT SAMPLE RESULTS
INORGANIC PARAMETERS

CONSTITUENT	NYSDEC Class GA Groundwater Standards/Guidance Values	CAS #	SITE: DATE: UNITS:	MW-01D 11/28/05 (ug/l)	MW-01D 2/24/06 (ug/l)	MW-01D 5/17/06 (ug/l)	MW-01D 8/9/06 (ug/l)	MW-01D 11/28/06 (ug/l)	MW-01D (ug/l)	MW-01D (ug/l)	MW-01D (ug/l)
Aluminum	-	7429-90-5	ug/l	NA	NA	NA	NA	137 B			
Antimony	3 GV	7440-36-0	ug/l	NA	NA	NA	NA	3.2 U			
Arsenic	25 ST	7440-38-2	ug/l	NA	NA	NA	NA	2.9 U			
Barium	1000 ST	7440-39-3	ug/l	NA	NA	NA	NA	260			
Beryllium	3 GV	7440-41-7	ug/l	NA	NA	NA	NA	0.50 B			
Boron	1000 ST	7440-42-8	ug/l	NA	NA	NA	NA	125 B			
Cadmium	5 ST	7440-43-9	ug/l	0.3 U	0.46 B	0.34 U	0.94 B	0.78 B			
Calcium	-	7440-70-2	ug/l	35900	35800	36100	37700	53100			
Chromium Hexavalent	50 ST	18540-29-9	ug/l	NA	NA	NA	NA	0.02 U			
Chromium Total	50 ST	7440-47-3	ug/l	NA	NA	NA	NA	0.50 B			
Cobalt	-	7440-48-4	ug/l	NA	NA	NA	NA	29.1 B			
Copper	200 ST	7440-50-8	ug/l	NA	NA	NA	NA	5.0 B			
Iron	300 ST	7439-89-6	ug/l	53.9 B	83.5 B	58.0 B	74.2 B	147			
Lead	25 ST	7439-92-1	ug/l	1.6 U	1.3 U	1.9 U	1.9 U	1.5 U			
Magnesium	35000 GV	7439-95-4	ug/l	7250	7570	7600	8340	14000			
Manganese	300 ST	7439-96-5	ug/l	31.2	47.9	65.8	105	310			
Mercury	0.7 ST	7439-97-6	ug/l	NA	NA	NA	NA	0.1 U			
Nickel	100 ST	7440-02-0	ug/l	NA	NA	NA	NA	14.4 B			
Potassium	-	7440-09-7	ug/l	7840	11000	8880	10600	13400			
Selenium	10 ST	7782-49-2	ug/l	NA	NA	NA	NA	2.0 B			
Silver	50 ST	7440-22-4	ug/l	NA	NA	NA	NA	0.71 B			
Sodium	20000 ST	7440-23-5	ug/l	727000	750000	158000	791000	965000			
Thallium	0.5 GV	7440-28-0	ug/l	NA	NA	NA	NA	2.9 U			
Vanadium	-	7440-62-2	ug/l	NA	NA	NA	NA	1.4 U			
Zinc	2000 ST	7440-66-6	ug/l	NA	NA	NA	NA	59.2			
Cyanide	200 ST	0057-12-5	ug/l	NA	NA	NA	NA	65.5			
Iron + Manganese	500 ST*	-	ug/l	85.1	131.4	123.8	179.2	457			

NOTES:

NS: Not sampled

ST*: Standard for the sum of iron and manganese is 500 ug/l

U: Concentration exceeds Standard/Guidance Value

U: Analyzed for but not detected, value shown is instrument detection limit

NA: Not analyzed

B: Compound detected above instrument detection

limit but below contract required detection limit

Appendix A-2

SONIA ROAD LANDFILL
POST CLOSURE GROUNDWATER MONITORING PROGRAM
HISTORIC AND CURRENT SAMPLE RESULTS
INORGANIC PARAMETERS

CONSTITUENT	NYSDEC Class GA Groundwater Standards/Guidance Values	CAS #	SITE: DATE: UNITS:	MW-011 10/24/97 (ug/l)	MW-011 11/30/00 (ug/l)	MW-011 1/30/01 (ug/l)	MW-011 8/21/02 (ug/l)	MW-011 11/20/02 (ug/l)	MW-011 3/5/03 (ug/l)	MW-011 6/3/03 (ug/l)	MW-011 8/21/03 (ug/l)
Aluminum	-	7429-90-5	ug/l	60.8	12.5 B	27.7	NA	19 B	NA	NA	13.9 U
Antimony	3 GV	7440-36-0	ug/l	3 U	1.7 U	12.3 U	NA	3.1 U	NA	NA	3.5 U
Arsenic	25 ST	7440-38-2	ug/l	2.4 U	2.5 U	1.9 U	NA	4.5 U	NA	NA	3.2 U
Barium	1000 ST	7440-39-3	ug/l	93.2	4.3 B	7.8	NA	26.2 B	NA	NA	38.9 B
Beryllium	3 GV	7440-41-7	ug/l	0.1	0.1 U	0.1 U	NA	0.40 U	NA	NA	0.2 U
Boron	1000 ST	7440-42-8	ug/l	NA	65.8 B	94.3	NA	68.1 B	NA	NA	176
Cadmium	5 ST	7440-43-9	ug/l	0.3 U	0.4 U	0.2 U	0.21 B	0.50 U	0.16 B	0.10 U	0.30 U
Calcium	-	7440-70-2	ug/l	7510	723 B	1350	4840 B	10200	5850	2520 B	13200
Chromium Hexavalent	50 ST	18540-29-9	ug/l	20 U	20 U	20 U	NA	20 U	NA	NA	20 U
Chromium Total	50 ST	7440-47-3	ug/l	0.4 U	3.5 U	0.6 U	NA	0.80 U	NA	NA	0.70 U
Cobalt	-	7440-48-4	ug/l	2.7	2.2 B	1.7 U	NA	5.7 B	NA	NA	5.8 B
Copper	200 ST	7440-50-8	ug/l	0.93	2.1 B	1.7	NA	2.0 B	NA	NA	1.1 U
Iron	300 ST	7439-89-6	ug/l	80.1	13.3 B	22.8	242	78.8 B	105	45.2 B	23.6 U
Lead	25 ST	7439-92-1	ug/l	1	1.4 U	1.1 U	1.3 B	1.4 U	1.5 U	1.6 B	0.80 U
Magnesium	35000 GV	7439-95-4	ug/l	3720	154 B	266	904 B	1910 B	1160 B	439	2490 B
Manganese	300 ST	7439-96-5	ug/l	286	1.3 B	3.9	32.4	24	16.5	7.4 B	24.4
Mercury	0.7 ST	7439-97-6	ug/l	0.1 U	0.1 U	0.1 U	NA	0.10 U	NA	NA	0.10 U
Nickel	100 ST	7440-02-0	ug/l	5.1	1.9 U	1.4 U	NA	8.2 B	NA	NA	6.1 B
Potassium	-	7440-09-7	ug/l	4250	951 B	1510	1370 B	1770 B	1970 B	1250 B	2700 B
Selenium	10 ST	7782-49-2	ug/l	2.8 U	1.7 U	1.5 U	NA	2.4 U	NA	NA	3.8 U
Silver	50 ST	7440-22-4	ug/l	0.9 U	0.5 U	2.6	NA	1 U	NA	NA	1.0 U
Sodium	20000 ST	7440-23-5	ug/l	120000	50600	68000	16100	43000	64400	37000	83500
Thallium	0.5 GV	7440-28-0	ug/l	2.6 U	2.3 U	2.8 U	NA	4.2 U	NA	NA	3.4 B
Vanadium	-	7440-62-2	ug/l	1.2 U	0.7 U	1.7	NA	0.60 U	NA	NA	1.8 U
Zinc	2000 ST	7440-66-6	ug/l	29.5	2.2 U	8.6	NA	27.6	NA	NA	3.4 B
Cyanide	200 ST	0057-12-5	ug/l	10 U	10 U	5 U	NA	10 U	NA	NA	10 U
Iron + Manganese	500 ST*	-	ug/l	366.1	14.6	26.7	274.4	102.8	121.5	52.6	48

NOTES:

NS: Not sampled

ST*: Standard for the sum of iron and manganese is 500 ug/l

U: Analyzed for but not detected, value shown is instrument detection limit

NA: Not analyzed

B: Compound detected above instrument detection
limit but below contract required detection limit

Appendix A-2

**SONIA ROAD LANDFILL
POST CLOSURE GROUNDWATER MONITORING PROGRAM
HISTORIC AND CURRENT SAMPLE RESULTS
INORGANIC PARAMETERS**

CONSTITUENT	NYSDEC Class GA Groundwater Standards/Guidance Values	CAS #	SITE: DATE: UNITS:	MW-011 11/10/03 (ug/l)	MW-011 2/26/04 (ug/l)	MW-011 5/20/04 (ug/l)	MW-011 8/19/04 (ug/l)	MW-011 11/8/04 (ug/l)	MW-011 2/28/05 (ug/l)	MW-011 5/25/05 (ug/l)	MW-011 8/24/05 (ug/l)
Aluminum	-	7429-90-5	ug/l	NA	NA	21.5 B	NA	NA	99.2 B	NA	NA
Antimony	3 GV	7440-36-0	ug/l	NA	NA	2.4 U	NA	NA	3.6 U	NA	NA
Arsenic	25 ST	7440-38-2	ug/l	NA	NA	3.6 U	NA	NA	2.5 U	NA	NA
Barium	1000 ST	7440-39-3	ug/l	NA	NA	9.2 B	NA	NA	17.3 B	NA	NA
Beryllium	3 GV	7440-41-7	ug/l	NA	NA	0.2 U	NA	NA	0.19 U	NA	NA
Boron	1000 ST	7440-42-8	ug/l	NA	NA	229 B	NA	NA	299	NA	NA
Cadmium	5 ST	7440-43-9	ug/l	0.30 U	0.20 U	0.3 U	0.30 U	0.23 U	0.35 B	0.65 U	0.65 U
Calcium	-	7440-70-2	ug/l	25100	17300	2720 B	6790	5700	13000	10500	7890
Chromium Hexavalent	50 ST	18540-29-9	ug/l	NA	NA	20 U	NA	NA	20 U	NA	NA
Chromium Total	50 ST	7440-47-3	ug/l	NA	NA	0.6 U	NA	NA	1.4 B	NA	NA
Cobalt	-	7440-48-4	ug/l	NA	NA	11 B	NA	NA	5.7 B	NA	NA
Copper	200 ST	7440-50-8	ug/l	NA	NA	3.6 B	NA	NA	15.6 B	NA	NA
Iron	300 ST	7439-89-6	ug/l	44.1 B	31.6 B	82.6 B	48.9 B	30.6 B	99.4 B	37.2 B	43.4 B
Lead	25 ST	7439-92-1	ug/l	1.2 B	1.6 U	1.2 U	1.2 U	1.1 U	1.6 B	1.7 U	1.7 U
Magnesium	35000 GV	7439-95-4	ug/l	4750 B	3560 B	559 B	1710 B	1320 B	3010 B	2430 B	1860 B
Manganese	300 ST	7439-96-5	ug/l	71.2	70.6	16	51.6	13.6	33.3	63.2	147
Mercury	0.7 ST	7439-97-6	ug/l	NA	NA	0.1 U	NA	NA	0.10 U	NA	NA
Nickel	100 ST	7440-02-0	ug/l	NA	NA	7.4 B	NA	NA	6.4 B	NA	NA
Potassium	-	7440-09-7	ug/l	3040 B	3860	1640 B	1900 B	2180 B	2700 B	2630 B	1950 B
Selenium	10 ST	7782-49-2	ug/l	NA	NA	2.1 U	NA	NA	3 U	NA	NA
Silver	50 ST	7440-22-4	ug/l	NA	NA	0.5 U	NA	NA	0.85 B	NA	NA
Sodium	20000 ST	7440-23-5	ug/l	49900	74100	33800	27400	29700	20900	13700	12000
Thallium	0.5 GV	7440-28-0	ug/l	NA	NA	2.8 U	NA	NA	2.7 U	NA	NA
Vanadium	-	7440-62-2	ug/l	NA	NA	1.7 U	NA	NA	1.8 U	NA	NA
Zinc	2000 ST	7440-66-6	ug/l	NA	NA	13.3 B	NA	NA	89	NA	NA
Cyanide	200 ST	0057-12-5	ug/l	NA	NA	10 U	NA	NA	10 U	NA	NA
Iron + Manganese	500 ST*	-	ug/l	115.3	102.2	98.6	100.5	44.2	132.7	100.4	190.4

NOTES:

NS: Not sampled

ST*: Standard for the sum of iron and manganese is 500 ug/l

: Concentration exceeds Standard/Guidance Value

U: Analyzed for but not detected, value shown is instrument detection limit

NA: Not analyzed

B: Compound detected above instrument detection

limit but below contract required detection limit

Appendix A-2

SONIA ROAD LANDFILL
POST CLOSURE GROUNDWATER MONITORING PROGRAM
HISTORIC AND CURRENT SAMPLE RESULTS
INORGANIC PARAMETERS

CONSTITUENT	NYSDEC Class GA Groundwater Standards/Guidance Values	CAS #	SITE: DATE: UNITS:	MW-011 11/28/05 (ug/l)	MW-011 2/24/06 (ug/l)	MW-011 5/17/06 (ug/l)	MW-011 8/8/06 (ug/l)	MW-011 11/28/06 (ug/l)	MW-011 (ug/l)	MW-011 (ug/l)	MW-011 (ug/l)
Aluminum	-	7429-90-5	ug/l	NA	NA	NA	NA	33.1 B			
Antimony	3 GV	7440-36-0	ug/l	NA	NA	NA	NA	3.2 U			
Arsenic	25 ST	7440-38-2	ug/l	NA	NA	NA	NA	2.9 U			
Barium	1000 ST	7440-39-3	ug/l	NA	NA	NA	NA	14.7 B			
Beryllium	3 GV	7440-41-7	ug/l	NA	NA	NA	NA	0.17 U			
Boron	1000 ST	7440-42-8	ug/l	NA	NA	NA	NA	269 B			
Cadmium	5 ST	7440-43-9	ug/l	0.43 U	0.26 U	0.34 U	0.34 U	0.28 U			
Calcium	-	7440-70-2	ug/l	7910	7190	7260	13500	13200			
Chromium Hexavalent	50 ST	18540-29-9	ug/l	NA	NA	NA	NA	0.02 U			
Chromium Total	50 ST	7440-47-3	ug/l	NA	NA	NA	NA	0.50 U			
Cobalt	-	7440-48-4	ug/l	NA	NA	NA	NA	7.1 B			
Copper	200 ST	7440-50-8	ug/l	NA	NA	NA	NA	2.2 B			
Iron	300 ST	7439-89-6	ug/l	20 B	52.0 B	24.7 B	63.8 B	21.3 B			
Lead	25 ST	7439-92-1	ug/l	1.6 B	1.3 U	1.9 U	1.9 U	1.5 U			
Magnesium	35000 GV	7439-95-4	ug/l	1870 B	1740 B	1580 B	2910 B	3100 B			
Manganese	300 ST	7439-96-5	ug/l	133	135	217	474	484			
Mercury	0.7 ST	7439-97-6	ug/l	NA	NA	NA	NA	0.1U			
Nickel	100 ST	7440-02-0	ug/l	NA	NA	NA	NA	6.9 B			
Potassium	-	7440-09-7	ug/l	2160 B	2730 B	1960 B	2980 B	2170 B			
Selenium	10 ST	7782-49-2	ug/l	NA	NA	NA	NA	1.7 U			
Silver	50 ST	7440-22-4	ug/l	NA	NA	NA	NA	0.38 U			
Sodium	20000 ST	7440-23-5	ug/l	15500	18100	17500	10400	12400			
Thallium	0.5 GV	7440-28-0	ug/l	NA	NA	NA	NA	2.9 U			
Vanadium	-	7440-62-2	ug/l	NA	NA	NA	NA	1.4 U			
Zinc	2000 ST	7440-66-6	ug/l	NA	NA	NA	NA	47.7			
Cyanide	200 ST	0057-12-5	ug/l	NA	NA	NA	NA	10.0 U			
Iron + Manganese	500 ST*	-	ug/l	153	187	231.7	537.8	505.3			

NOTES:

NS: Not sampled

ST*: Standard for the sum of iron and manganese is 500 ug/l

Concentration exceeds Standard/Guidance Value

U: Analyzed for but not detected, value shown is instrument detection limit

NA: Not analyzed

B: Compound detected above instrument detection
limit but below contract required detection limit

Appendix A-2

SONIA ROAD LANDFILL
POST CLOSURE GROUNDWATER MONITORING PROGRAM
HISTORIC AND CURRENT SAMPLE RESULTS
INORGANIC PARAMETERS

CONSTITUENT	NYSDEC Class GA Groundwater Standards/Guidance Values	CAS #	SITE: DATE: UNITS:	MW-01S 10/24/97 (ug/l)	MW-01S 11/30/00 (ug/l)	MW-01S 1/29/01 (ug/l)	MW-01S 8/21/02 (ug/l)	MW-01S 11/20/02 (ug/l)	MW-01S 3/5/03 (ug/l)	MW-01S 6/3/03 (ug/l)	MW-01S 8/21/03 (ug/l)
Aluminum	-	7429-90-5	ug/l	378	21 B	32.1	NA	101 B	NA	NA	30.7 B
Antimony	3 GV	7440-36-0	ug/l	3.0 U	1.7 U	12.3 U	NA	3.1 U	NA	NA	3.5 U
Arsenic	25 ST	7440-38-2	ug/l	2.5	2.5 U	5.9	NA	4.5 U	NA	NA	3.2 U
Barium	1000 ST	7440-39-3	ug/l	75.5	52.7 B	58	NA	67.4 B	NA	NA	66.9 B
Beryllium	3 GV	7440-41-7	ug/l	0.2	0.1 U	0.1 U	NA	0.40 U	NA	NA	0.20 U
Boron	1000 ST	7440-42-8	ug/l	NA	622	553	NA	271	NA	NA	140
Cadmium	5 ST	7440-43-9	ug/l	0.3 U	0.4 U	0.2 U	0.10 U	0.50 U	0.10 U	0.10 U	0.30 U
Calcium	-	7440-70-2	ug/l	93000	53000	63900	65400	82400	87700	81200	92000
Chromium Hexavalent	50 ST	18540-29-9	ug/l	20 U	20 U	20 U	NA	20 U	NA	NA	20 U
Chromium Total	50 ST	7440-47-3	ug/l	2.7	3.5 U	1.5	NA	1.1 B	NA	NA	0.70 U
Cobalt	-	7440-48-4	ug/l	2.5	2.8 B	4.8	NA	5.4 B	NA	NA	3.4 B
Copper	200 ST	7440-50-8	ug/l	3.2	1.5 U	2.4	NA	3.5 B	NA	NA	3.4 B
Iron	300 ST	7439-89-6	ug/l	6710	4360	4870	13300	14000	13100	7870	3040
Lead	25 ST	7439-92-1	ug/l	12.7	1.4 U	6.5	2.2 B	1.4 B	1.5 U	1.9 B	0.80 U
Magnesium	35000 GV	7439-95-4	ug/l	8940	6010	7240	7530	8980	10700	9690	9000
Manganese	300 ST	7439-96-5	ug/l	944	1220	2210	1850	2740	2670	925	814
Mercury	0.7 ST	7439-97-6	ug/l	0.12	0.1 U	0.1 U	NA	0.10 U	NA	NA	0.10 U
Nickel	100 ST	7440-02-0	ug/l	1.3 U	1.9 U	1.4 U	NA	1.2 B	NA	NA	4.6 B
Potassium	-	7440-09-7	ug/l	10000	16200	15700	8380	11000	9900	13600	9910
Selenium	10 ST	7782-49-2	ug/l	2.8 U	1.7 U	5.5 N	NA	2.4 U	NA	NA	3.8 U
Silver	50 ST	7440-22-4	ug/l	0.9 U	0.58 B	1.6 U	NA	1 U	NA	NA	1.0 U
Sodium	20000 ST	7440-23-5	ug/l	51400	35400	33700	29400	38100	49600	82800	43500
Thallium	0.5 GV	7440-28-0	ug/l	2.6 U	2.3 U	2.8 U	NA	4.2 U	NA	NA	3.0 B
Vanadium	-	7440-62-2	ug/l	1.2	0.7 U	1.7 U	NA	0.65 B	NA	NA	1.8 U
Zinc	2000 ST	7440-66-6	ug/l	37	2.2 U	22.4	NA	40.6	NA	NA	66.9
Cyanide	200 ST	0057-12-5	ug/l	10 U	10 U	5 U	NA	10 U	NA	NA	10 U
Iron + Manganese	500 ST*	-	ug/l	7654	5580	7080	15150	16740	15770	8795	3854

NOTES:

NS: Not sampled

ST*: Standard for the sum of iron and manganese is 500 ug/l

Concentration exceeds Standard/Guidance Value

U: Analyzed for but not detected, value shown is instrument detection limit

NA: Not analyzed

B: Compound detected above instrument detection
limit but below contract required detection limit

Appendix A-2

SONIA ROAD LANDFILL
POST CLOSURE GROUNDWATER MONITORING PROGRAM
HISTORIC AND CURRENT SAMPLE RESULTS
INORGANIC PARAMETERS

CONSTITUENT	NYSDEC Class GA Groundwater Standards/Guidance Values	CAS #	SITE: DATE: UNITS:	MW-01S 11/10/03 (ug/l)	MW-01S 2/26/04 (ug/l)	MW-01S 5/20/04 (ug/l)	MW-01S 8/19/04 (ug/l)	MW-01S 11/8/04 (ug/l)	MW-01S 2/28/05 (ug/l)	MW-01S 5/25/05 (ug/l)	MW-01S 8/24/05 (ug/l)
Aluminum	-	7429-90-5	ug/l	NA	NA	30.3 B	NA	NA	67 B	NA	NA
Antimony	3 GV	7440-36-0	ug/l	NA	NA	2.4 U	NA	NA	3.6 U	NA	NA
Arsenic	25 ST	7440-38-2	ug/l	NA	NA	3.6 U	NA	NA	2.5 U	NA	NA
Barium	1000 ST	7440-39-3	ug/l	NA	NA	46.1 B	NA	NA	45.9 B	NA	NA
Beryllium	3 GV	7440-41-7	ug/l	NA	NA	0.2 U	NA	NA	0.19 U	NA	NA
Boron	1000 ST	7440-42-8	ug/l	NA	NA	168 B	NA	NA	152	NA	NA
Cadmium	5 ST	7440-43-9	ug/l	0.30 U	0.20 U	0.3 U	0.30 U	0.23 U	0.34 B	0.65 U	0.65 U
Calcium	-	7440-70-2	ug/l	133000	93100	83800	88500	79900	77400	80100	66500
Chromium Hexavalent	50 ST	18540-29-9	ug/l	NA	NA	20 U	NA	NA	20 U	NA	NA
Chromium Total	50 ST	7440-47-3	ug/l	NA	NA	1.8 B	NA	NA	1.0 B	NA	NA
Cobalt	-	7440-48-4	ug/l	NA	NA	5.2 B	NA	NA	4.8 B	NA	NA
Copper	200 ST	7440-50-8	ug/l	NA	NA	3.3 B	NA	NA	1.5 B	NA	NA
Iron	300 ST	7439-89-6	ug/l	4890	5300	7980	6480	7210	5950	7570	6070
Lead	25 ST	7439-92-1	ug/l	1.1 U	1.6 U	1.3 B	1.2 U	1.1 U	1.1 U	3.2	2.4 B
Magnesium	35000 GV	7439-95-4	ug/l	14000	13300	9930	10100	9680	10200	9940	7950
Manganese	300 ST	7439-96-5	ug/l	969	1900	2280	2400	2630	1970	2470	1330
Mercury	0.7 ST	7439-97-6	ug/l	NA	NA	0.1 U	NA	NA	0.10 U	NA	NA
Nickel	100 ST	7440-02-0	ug/l	NA	NA	2.2 B	NA	NA	1.8 B	NA	NA
Potassium	-	7440-09-7	ug/l	16600	8580	8960	10700	11400	10100	10800	9530
Selenium	10 ST	7782-49-2	ug/l	NA	NA	2.6 B	NA	NA	3.0 U	NA	NA
Silver	50 ST	7440-22-4	ug/l	NA	NA	0.5 U	NA	NA	0.75 U	NA	NA
Sodium	20000 ST	7440-23-5	ug/l	90400	62800	45700	47200	64700	58500	73400	60600
Thallium	0.5 GV	7440-28-0	ug/l	NA	NA	2.8 U	NA	NA	2.7 U	NA	NA
Vanadium	-	7440-62-2	ug/l	NA	NA	1.7 U	NA	NA	1.8 U	NA	NA
Zinc	2000 ST	7440-66-6	ug/l	NA	NA	40.7	NA	NA	72	NA	NA
Cyanide	200 ST	0057-12-5	ug/l	NA	NA	10 U	NA	NA	10 U	NA	NA
Iron + Manganese	500 ST*	-	ug/l	5859	7200	10260	8880	9840	7920	10040	7400

NOTES:

NS: Not sampled

ST*: Standard for the sum of iron and manganese is 500 ug/l

: Concentration exceeds Standard/Guidance Value

U: Analyzed for but not detected, value shown is instrument detection limit

NA: Not analyzed

B: Compound detected above instrument detection

limit but below contract required detection limit

Appendix A-2

SONIA ROAD LANDFILL
POST CLOSURE GROUNDWATER MONITORING PROGRAM
HISTORIC AND CURRENT SAMPLE RESULTS
INORGANIC PARAMETERS

CONSTITUENT	NYSDEC Class GA Groundwater Standards/Guidance Values	CAS #	SITE: DATE: UNITS:	MW-01S	MW-01S	MW-01S	MW-01S	MW-01S	MW-01S	MW-01S	MW-01S
				11/28/05 (ug/l)	2/24/06 (ug/l)	5/17/06 (ug/l)	8/8/06 (ug/l)	11/28/06 (ug/l)	(ug/l)	(ug/l)	(ug/l)
Aluminum	-	7429-90-5	ug/l	NA	NA	NA	NA	43.7 B			
Antimony	3 GV	7440-36-0	ug/l	NA	NA	NA	NA	3.2 U			
Arsenic	25 ST	7440-38-2	ug/l	NA	NA	NA	NA	2.9 U			
Barium	1000 ST	7440-39-3	ug/l	NA	NA	NA	NA	69.7 B			
Beryllium	3 GV	7440-41-7	ug/l	NA	NA	NA	NA	0.17 U			
Boron	1000 ST	7440-42-8	ug/l	NA	NA	NA	NA	182 B			
Cadmium	5 ST	7440-43-9	ug/l	0.43 U	0.26 U	0.34 U	0.34 U	0.28 U			
Calcium	-	7440-70-2	ug/l	58500	98000	91700	73000	100000			
Chromium Hexavalent	50 ST	18540-29-9	ug/l	NA	NA	NA	NA	0.02 U			
Chromium Total	50 ST	7440-47-3	ug/l	NA	NA	NA	NA	0.50 U			
Cobalt	-	7440-48-4	ug/l	NA	NA	NA	NA	5.6 B			
Copper	200 ST	7440-50-8	ug/l	NA	NA	NA	NA	4.2 B			
Iron	300 ST	7439-89-6	ug/l	4210	22100	21900	14300	17000			
Lead	25 ST	7439-92-1	ug/l	3.5	1.3 U	4.6	1.9 U	1.5 U			
Magnesium	35000 GV	7439-95-4	ug/l	6370	17500	12300	11100	17000			
Manganese	300 ST	7439-96-5	ug/l	1620	2600	2290	1470	2060			
Mercury	0.7 ST	7439-97-6	ug/l	NA	NA	NA	NA	0.1U			
Nickel	100 ST	7440-02-0	ug/l	NA	NA	NA	NA	1.8 U			
Potassium	-	7440-09-7	ug/l	9250	12500	13800	9630	15700			
Selenium	10 ST	7782-49-2	ug/l	NA	NA	NA	NA	1.7 U			
Silver	50 ST	7440-22-4	ug/l	NA	NA	NA	NA	0.38 U			
Sodium	20000 ST	7440-23-5	ug/l	41600	67700	79600	63000	75700			
Thallium	0.5 GV	7440-28-0	ug/l	NA	NA	NA	NA	2.9 U			
Vanadium	-	7440-62-2	ug/l	NA	NA	NA	NA	1.4 U			
Zinc	2000 ST	7440-66-6	ug/l	NA	NA	NA	NA	50.3			
Cyanide	200 ST	0057-12-5	ug/l	NA	NA	NA	NA	10.0 U			
Iron + Manganese	500 ST*	-	ug/l	5830	24700	23190	15770	19060			

NOTES:

NS: Not sampled

ST*: Standard for the sum of iron and manganese is 500 ug/l

U : Concentration exceeds Standard/Guidance Value

U: Analyzed for but not detected, value shown is instrument detection limit

NA: Not analyzed

B : Compound detected above instrument detection
limit but below contract required detection limit

Appendix A-2

SONIA ROAD LANDFILL
POST CLOSURE GROUNDWATER MONITORING PROGRAM
HISTORIC AND CURRENT SAMPLE RESULTS
INORGANIC PARAMETERS

CONSTITUENT	NYSDEC Class GA Groundwater Standards/Guidance Values	CAS #	SITE: DATE: UNITS:	MW-02D 10/27/97 (ug/l)	MW-02D 12/1/00 (ug/l)	MW-02D 1/30/01 (ug/l)	MW-02D 8/21/02 (ug/l)	MW-02D 11/20/02 (ug/l)	MW-02D 3/5/03 (ug/l)	MW-02D 6/3/03 (ug/l)	MW-02D 8/22/03 (ug/l)
Aluminum	-	7429-90-5	ug/l	33.5	15.3 B	16	NA	21.9 B	NA	NA	22.3 B
Antimony	3 GV	7440-36-0	ug/l	3 U	1.7 U	12.3 U	NA	3.1 U	NA	NA	3.5 U
Arsenic	25 ST	7440-38-2	ug/l	2.4 U	2.5 U	1.9 U	NA	4.5 U	NA	NA	3.2 U
Barium	1000 ST	7440-39-3	ug/l	6.9	5.2 B	5	NA	7.4 B	NA	NA	6.0 B
Beryllium	3 GV	7440-41-7	ug/l	0.1	0.1 U	0.1 U	NA	0.40 U	NA	NA	0.20 U
Boron	1000 ST	7440-42-8	ug/l	NA	5.1 B	32.9	NA	18 B	NA	NA	22.4 B
Cadmium	5 ST	7440-43-9	ug/l	0.3 U	0.4 U	0.2 U	0.17 B	0.5 U	0.29 B	0.10 U	0.30 U
Calcium	-	7440-70-2	ug/l	4750	6070	5720	6040	8290	8530	8370	7610
Chromium Hexavalent	50 ST	18540-29-9	ug/l	20 U	20 U	20 U	NA	20 U	NA	NA	20 U
Chromium Total	50 ST	7440-47-3	ug/l	0.4 U	3.5 U	0.6 U	NA	1.6 B	NA	NA	1.2 B
Cobalt	-	7440-48-4	ug/l	1.1 U	0.9 U	1.7 U	NA	1 U	NA	NA	2.1 U
Copper	200 ST	7440-50-8	ug/l	0.7 U	1.5 U	1.5 U	NA	8.7 B	NA	NA	1.4 B
Iron	300 ST	7439-89-6	ug/l	33.2	4.2 B	12.3	139	89.1 B	119	52.6 B	96.2
Lead	25 ST	7439-92-1	ug/l	1 U	1.4 U	1.1 U	0.8 U	1.4 U	1.5 U	1.5 U	0.80 U
Magnesium	35000 GV	7439-95-4	ug/l	2220	2840 B	2680	2600 B	3530 B	3640 B	3610 B	3250 B
Manganese	300 ST	7439-96-5	ug/l	54.8	1.6 B	1.1 U	30.6	11 B	7.3 B	3.4 B	5.9 B
Mercury	0.7 ST	7439-97-6	ug/l	0.1 U	0.1 U	0.1 U	NA	0.1 U	NA	NA	0.10 U
Nickel	100 ST	7440-02-0	ug/l	1.3 U	1.9 U	1.4 U	NA	1.5 B	NA	NA	1.5 U
Potassium	-	7440-09-7	ug/l	636	740 B	806	741 B	710 B	768 B	895 B	736 B
Selenium	10 ST	7782-49-2	ug/l	2.8 U	1.7 U	1.5 U	NA	2.4 U	NA	NA	3.8 U
Silver	50 ST	7440-22-4	ug/l	0.9 U	0.5 U	1.6 U	NA	1 U	NA	NA	1.0 U
Sodium	20000 ST	7440-23-5	ug/l	8120	8460	7560	6780	8170	8210	8650	7640
Thallium	0.5 GV	7440-28-0	ug/l	2.6 U	2.3 U	2.8 U	NA	4.2 U	NA	NA	3.0 B
Vanadium	-	7440-62-2	ug/l	1.2 U	0.7 U	1.7 U	NA	0.6 U	NA	NA	1.8 U
Zinc	2000 ST	7440-66-6	ug/l	27.5	3.6 B	5.3	NA	57.8	NA	NA	9.9 B
Cyanide	200 ST	0057-12-5	ug/l	10 U	10 U	5 U	NA	10 U	NA	NA	10 U
Iron + Manganese	500 ST*	-	ug/l	88	5.8	12.3	169.6	100.1	126.3	56	102.1

NOTES:

NS: Not sampled

ST*: Standard for the sum of iron and manganese is 500 ug/l

Ⓜ: Concentration exceeds Standard/Guidance Value

U: Analyzed for but not detected, value shown is instrument detection limit

NA: Not analyzed

B: Compound detected above instrument detection

limit but below contract required detection limit

Appendix A-2

SONIA ROAD LANDFILL
POST CLOSURE GROUNDWATER MONITORING PROGRAM
HISTORIC AND CURRENT SAMPLE RESULTS
INORGANIC PARAMETERS

CONSTITUENT	NYSDEC Class GA Groundwater Standards/Guidance Values	CAS #	SITE: DATE: UNITS:	MW-02D 11/11/03 (ug/l)	MW-02D 2/27/04 (ug/l)	MW-02D 5/20/04 (ug/l)	MW-02D 8/20/04 (ug/l)	MW-02D 11/8/04 (ug/l)	MW-02D 2/28/05 (ug/l)	MW-02D 5/26/05 (ug/l)	MW-02D 8/24/05 (ug/l)
Aluminum	-	7429-90-5	ug/l	NA	NA	20.7 B	NA	NA	53.8 B	NA	NA
Antimony	3 GV	7440-36-0	ug/l	NA	NA	2.4 U	NA	NA	3.6 U	NA	NA
Arsenic	25 ST	7440-38-2	ug/l	NA	NA	3.6 U	NA	NA	2.5 U	NA	NA
Barium	1000 ST	7440-39-3	ug/l	NA	NA	6.9 B	NA	NA	6.7 B	NA	NA
Beryllium	3 GV	7440-41-7	ug/l	NA	NA	0.2 U	NA	NA	0.19 U	NA	NA
Boron	1000 ST	7440-42-8	ug/l	NA	NA	16.7 B	NA	NA	21.2 B	NA	NA
Cadmium	5 ST	7440-43-9	ug/l	0.3 U	0.20 U	0.3 U	0.30 U	0.23 U	0.23 U	0.65 U	0.65 U
Calcium	-	7440-70-2	ug/l	7640	7800	7980	7810	8590	8360	8570	9260
Chromium Hexavalent	50 ST	18540-29-9	ug/l	NA	NA	20 U	NA	NA	20 U	NA	NA
Chromium Total	50 ST	7440-47-3	ug/l	NA	NA	1.5 B	NA	NA	1.2 B	NA	NA
Cobalt	-	7440-48-4	ug/l	NA	NA	1.5 U	NA	NA	1.3 U	NA	NA
Copper	200 ST	7440-50-8	ug/l	NA	NA	4.2 B	NA	NA	1.2 B	NA	NA
Iron	300 ST	7439-89-6	ug/l	62.4 B	26.8 B	103	56.8 B	46.8 B	64.4 B	48.4 B	98.4 B
Lead	25 ST	7439-92-1	ug/l	1.1 U	1.6 U	1.2 U	1.2 U	1.1 U	1.1 U	1.7 U	1.7 U
Magnesium	35000 GV	7439-95-4	ug/l	3340 B	3420 B	3260 B	3250 B	3620 B	3530 B	3580 B	3960 B
Manganese	300 ST	7439-96-5	ug/l	3.7 B	1.2 B	14.9 B	2.6 B	2.8 B	3.1 B	3.4 B	5.6 B
Mercury	0.7 ST	7439-97-6	ug/l	NA	NA	0.1 U	NA	NA	0.10 U	NA	NA
Nickel	100 ST	7440-02-0	ug/l	NA	NA	1.6 U	NA	NA	1.2 U	NA	NA
Potassium	-	7440-09-7	ug/l	697 B	674 B	883 B	730 B	877 B	848 B	734 B	741 B
Selenium	10 ST	7782-49-2	ug/l	NA	NA	2.1 U	NA	NA	3.0 U	NA	NA
Silver	50 ST	7440-22-4	ug/l	NA	NA	0.5 U	NA	NA	0.75 U	NA	NA
Sodium	20000 ST	7440-23-5	ug/l	7590	8450	7760	8290	8840	8540	7380	9170
Thallium	0.5 GV	7440-28-0	ug/l	NA	NA	2.8 U	NA	NA	2.7 U	NA	NA
Vanadium	-	7440-62-2	ug/l	NA	NA	1.7 U	NA	NA	1.8 U	NA	NA
Zinc	2000 ST	7440-66-6	ug/l	NA	NA	15.2 B	NA	NA	72.3	NA	NA
Cyanide	200 ST	0057-12-5	ug/l	NA	NA	10 U	NA	NA	10 U	NA	NA
Iron + Manganese	500 ST*	-	ug/l	66.1	28	117.9	59.4	49.6	67.5	51.8	104

NOTES:

NS: Not sampled

ST*: Standard for the sum of iron and manganese is 500 ug/l

U: Concentration exceeds Standard/Guidance Value

U: Analyzed for but not detected, value shown is instrument detection limit

NA: Not analyzed

B: Compound detected above instrument detection
limit but below contract required detection limit

Appendix A-2

SONIA ROAD LANDFILL
POST CLOSURE GROUNDWATER MONITORING PROGRAM
HISTORIC AND CURRENT SAMPLE RESULTS
INORGANIC PARAMETERS

CONSTITUENT	NYSDEC Class GA Groundwater Standards/Guidance Values	CAS #	SITE: DATE: UNITS:	MW-02D 11/29/05 (ug/l)	MW-02D 2/28/06 (ug/l)	MW-02D 5/18/06 (ug/l)	MW-02D 8/10/06 (ug/l)	MW-02D 11/30/06 (ug/l)	MW-02D (ug/l)	MW-02D (ug/l)	MW-02D (ug/l)
Aluminum	-	7429-90-5	ug/l	NA	NA	NA	NA	47.0 B			
Antimony	3 GV	7440-36-0	ug/l	NA	NA	NA	NA	3.2 U			
Arsenic	25 ST	7440-38-2	ug/l	NA	NA	NA	NA	2.9 U			
Barium	1000 ST	7440-39-3	ug/l	NA	NA	NA	NA	6.4 U			
Beryllium	3 GV	7440-41-7	ug/l	NA	NA	NA	NA	0.17 U			
Boron	1000 ST	7440-42-8	ug/l	NA	NA	NA	NA	16.4 B			
Cadmium	5 ST	7440-43-9	ug/l	0.43 U	0.26 U	0.34 U	0.62 B	0.28 U			
Calcium	-	7440-70-2	ug/l	8190	8310	8180	7740	6840			
Chromium Hexavalent	50 ST	18540-29-9	ug/l	NA	NA	NA	NA	0.02 U			
Chromium Total	50 ST	7440-47-3	ug/l	NA	NA	NA	NA	1.9 B			
Cobalt	-	7440-48-4	ug/l	NA	NA	NA	NA	1.3 U			
Copper	200 ST	7440-50-8	ug/l	NA	NA	NA	NA	3.8 B			
Iron	300 ST	7439-89-6	ug/l	40.7 B	95.8 B	155	60.1 B	129			
Lead	25 ST	7439-92-1	ug/l	2.8 B	2.3 B	2.1 B	1.9 U	1.5 U			
Magnesium	35000 GV	7439-95-4	ug/l	3560 B	3840 B	3430 B	3330 B	3160 B			
Manganese	300 ST	7439-96-5	ug/l	2.4 B	4.4 B	12 B	1.7 B	4.8 B			
Mercury	0.7 ST	7439-97-6	ug/l	NA	NA	NA	NA	0.1 U			
Nickel	100 ST	7440-02-0	ug/l	NA	NA	NA	NA	1.8 U			
Potassium	-	7440-09-7	ug/l	676 B	929 B	699 B	1490 B	791 B			
Selenium	10 ST	7782-49-2	ug/l	NA	NA	NA	NA	1.7 U			
Silver	50 ST	7440-22-4	ug/l	NA	NA	NA	NA	0.38 U			
Sodium	20000 ST	7440-23-5	ug/l	7570	7790	7590	7750	6690			
Thallium	0.5 GV	7440-28-0	ug/l	NA	NA	NA	NA	2.9 U			
Vanadium	-	7440-62-2	ug/l	NA	NA	NA	NA	1.4 U			
Zinc	2000 ST	7440-66-6	ug/l	NA	NA	NA	NA	66.2			
Cyanide	200 ST	0057-12-5	ug/l	NA	NA	NA	NA	10.0 U			
Iron + Manganese	500 ST*	-	ug/l	43.1	100.2	167	61.8	133.8			

NOTES:

NS: Not sampled

ST*: Standard for the sum of iron and manganese is 500 ug/l

- : Concentration exceeds Standard/Guidance Value

U: Analyzed for but not detected, value shown is instrument detection limit

NA: Not analyzed

B : Compound detected above instrument detection

limit but below contract required detection limit

Appendix A-2

SONIA ROAD LANDFILL
POST CLOSURE GROUNDWATER MONITORING PROGRAM
HISTORIC AND CURRENT SAMPLE RESULTS
INORGANIC PARAMETERS

CONSTITUENT	NYSDEC Class GA Groundwater Standards/Guidance Values	CAS #	SITE: DATE: UNITS:	MW-021 10/27/97 (ug/l)	MW-021 12/1/00 (ug/l)	MW-021 1/30/01 (ug/l)	MW-021 8/21/02 (ug/l)	MW-021 11/20/02 (ug/l)	MW-021 3/7/03 (ug/l)	MW-021 6/3/03 (ug/l)	MW-021 8/21/03 (ug/l)
Aluminum	-	7429-90-5	ug/l	80.2	26.4 B	11.8 U	NA	70.4 B	NA	NA	48.0 B
Antimony	3 GV	7440-36-0	ug/l	3 U	1.7 U	12.3 U	NA	3.1 U	NA	NA	3.5 U
Arsenic	25 ST	7440-38-2	ug/l	2.4 U	2.5 U	1.9 U	NA	4.5 U	NA	NA	3.2 U
Barium	1000 ST	7440-39-3	ug/l	47.9	39.9 B	36.9	NA	30.8 B	NA	NA	35.5 B
Beryllium	3 GV	7440-41-7	ug/l	0.1	0.1 U	0.1 U	NA	0.4 U	NA	NA	0.20 U
Boron	1000 ST	7440-42-8	ug/l	NA	126	97.2	NA	105	NA	NA	103
Cadmium	5 ST	7440-43-9	ug/l	0.3 U	0.4 U	0.2 U	0.43 B	0.5 U	0.19 B	0.11 B	0.30 U
Calcium	-	7440-70-2	ug/l	4990	10700	10500	7090	6060	11600	13200	9450
Chromium Hexavalent	50 ST	18540-29-9	ug/l	20 U	20 U	20 U	NA	20 U	NA	NA	20 U
Chromium Total	50 ST	7440-47-3	ug/l	0.7	3.5 U	0.6 U	NA	0.8 U	NA	NA	0.70 U
Cobalt	-	7440-48-4	ug/l	1.1	0.9 U	1.7 U	NA	1 U	NA	NA	2.1 U
Copper	200 ST	7440-50-8	ug/l	3.6	1.5 U	1.5 U	NA	5.9 B	NA	NA	1.4 B
Iron	300 ST	7439-89-6	ug/l	249	6.9 B	5.4	207	173	44.3 B	142	99.8 B
Lead	25 ST	7439-92-1	ug/l	3.5	1.4 U	1.1 U	1.2 B	1.7 B	1.5 U	1.5 U	0.80 U
Magnesium	35000 GV	7439-95-4	ug/l	685	2670 B	2600	1900 B	1780	3240 B	3320 B	2680 B
Manganese	300 ST	7439-96-5	ug/l	40.9	417	406	181	504	503	328	295
Mercury	0.7 ST	7439-97-6	ug/l	0.1 U	0.1 U	0.1 U	NA	0.1 U	NA	NA	0.10 U
Nickel	100 ST	7440-02-0	ug/l	1.3 U	1.9 U	1.4 U	NA	1.1	NA	NA	1.5 U
Potassium	-	7440-09-7	ug/l	3100	1630 B	1680	1740 B	3600	3070 B	4130 B	1480 B
Selenium	10 ST	7782-49-2	ug/l	2.8 U	1.7 U	1.5 U	NA	2.4 U	NA	NA	3.8 U
Silver	50 ST	7440-22-4	ug/l	0.9 U	1 B	1.6 U	NA	1 U	NA	NA	1.0 U
Sodium	20000 ST	7440-23-5	ug/l	15300	8700	7580	7370	7100	12300	8740	6460
Thallium	0.5 GV	7440-28-0	ug/l	2.6 U	2.3 U	2.8 U	NA	4.2 U	NA	NA	2.5 U
Vanadium	-	7440-62-2	ug/l	1.2 U	0.7 U	1.7 U	NA	0.60 U	NA	NA	1.8 U
Zinc	2000 ST	7440-66-6	ug/l	37	2.2 U	3.6 U	NA	36	NA	NA	9.8 B
Cyanide	200 ST	0057-12-5	ug/l	10 U	10 U	5 U	NA	10 U	NA	NA	10 U
Iron + Manganese	500 ST*	-	ug/l	289.9	423.9	411.4	388	677	547.3	470	394.8

NOTES:

NS: Not sampled

U: Concentration exceeds Standard/Guidance Value

U: Analyzed for but not detected, value shown is instrument detection limit

NA: Not analyzed

B: Compound detected above instrument detection
limit but below contract required detection limit

ST*: Standard for the sum of iron and manganese is 500 ug/l

Appendix A-2

SONIA ROAD LANDFILL
POST CLOSURE GROUNDWATER MONITORING PROGRAM
HISTORIC AND CURRENT SAMPLE RESULTS
INORGANIC PARAMETERS

CONSTITUENT	NYSDEC Class GA Groundwater Standards/Guidance Values	CAS #	SITE: DATE: UNITS:	MW-021 11/11/03 (ug/l)	MW-021 2/26/04 (ug/l)	MW-021 5/20/04 (ug/l)	MW-021 8/20/04 (ug/l)	MW-021 11/8/04 (ug/l)	MW-021 2/28/05 (ug/l)	MW-021 5/26/05 (ug/l)	MW-021 8/24/05 (ug/l)
Aluminum	-	7429-90-5	ug/l	NA	NA	133 B	NA	NA	184 B	NA	NA
Antimony	3 GV	7440-36-0	ug/l	NA	NA	2.4 U	NA	NA	3.6 U	NA	NA
Arsenic	25 ST	7440-38-2	ug/l	NA	NA	3.6 U	NA	NA	2.5 U	NA	NA
Barium	1000 ST	7440-39-3	ug/l	NA	NA	31.2 B	NA	NA	39.5 B	NA	NA
Beryllium	3 GV	7440-41-7	ug/l	NA	NA	0.2 U	NA	NA	0.33 B	NA	NA
Boron	1000 ST	7440-42-8	ug/l	NA	NA	39.5 B	NA	NA	58.9 B	NA	NA
Cadmium	5 ST	7440-43-9	ug/l	0.3 U	0.41 B	0.3 U	0.36 B	0.43 B	0.53 B	0.65 U	0.65 U
Calcium	-	7440-70-2	ug/l	9840	11200	17700	10900	11900	10200	9950	9410
Chromium Hexavalent	50 ST	18540-29-9	ug/l	NA	NA	20 U	NA	NA	20 U	NA	NA
Chromium Total	50 ST	7440-47-3	ug/l	NA	NA	1.7 B	NA	NA	1.5 B	NA	NA
Cobalt	-	7440-48-4	ug/l	NA	NA	1.5 U	NA	NA	1.3 U	NA	NA
Copper	200 ST	7440-50-8	ug/l	NA	NA	8.3 B	NA	NA	14.3 B	NA	NA
Iron	300 ST	7439-89-6	ug/l	121	94.5 B	177	93.2 B	109	198	67.2 B	93.9 B
Lead	25 ST	7439-92-1	ug/l	1.9 B	1.6 U	3.2	1.9 B	1.1 U	2.4 B	2.3 B	1.7 U
Magnesium	35000 GV	7439-95-4	ug/l	2310 B	2400	2980 B	1910 B	1840 B	1910 B	1940 B	1900 B
Manganese	300 ST	7439-96-5	ug/l	390	360	266	320	249	239	329	310
Mercury	0.7 ST	7439-97-6	ug/l	NA	NA	0.1 U	NA	NA	0.10 U	NA	NA
Nickel	100 ST	7440-02-0	ug/l	NA	NA	2.2 B	NA	NA	1.2 U	NA	NA
Potassium	-	7440-09-7	ug/l	1670 B	1760 B	3100 B	1780 B	2390 B	2010 B	1570 B	1340 B
Selenium	10 ST	7782-49-2	ug/l	NA	NA	2.1 U	NA	NA	3.0 U	NA	NA
Silver	50 ST	7440-22-4	ug/l	NA	NA	0.50 U	NA	NA	0.75 U	NA	NA
Sodium	20000 ST	7440-23-5	ug/l	6510	9210	6970	8040	7660	9060	8630	9060
Thallium	0.5 GV	7440-28-0	ug/l	NA	NA	2.8 U	NA	NA	2.7 U	NA	NA
Vanadium	-	7440-62-2	ug/l	NA	NA	1.7 U	NA	NA	1.8 U	NA	NA
Zinc	2000 ST	7440-66-6	ug/l	NA	NA	36.4	NA	NA	110	NA	NA
Cyanide	200 ST	0057-12-5	ug/l	NA	NA	10 U	NA	NA	10 U	NA	NA
Iron + Manganese	500 ST*	-	ug/l	511	454.5	443	413.2	358	437	396.2	403.9

NOTES:

NS: Not sampled

ST*: Standard for the sum of iron and manganese is 500 ug/l

... : Concentration exceeds Standard/Guidance Value

U: Analyzed for but not detected, value shown is instrument detection limit

NA: Not analyzed

B: Compound detected above instrument detection
limit but below contract required detection limit

Appendix A-2

SONIA ROAD LANDFILL
POST CLOSURE GROUNDWATER MONITORING PROGRAM
HISTORIC AND CURRENT SAMPLE RESULTS
INORGANIC PARAMETERS

CONSTITUENT	NYSDEC Class GA Groundwater Standards/Guidance Values	CAS #	SITE: DATE: UNITS:	MW-021	MW-021	MW-021	MW-021	MW-021	MW-021	MW-021	MW-021
				11/29/05 (ug/l)	2/28/06 (ug/l)	5/18/06 (ug/l)	8/10/06 (ug/l)	11/30/06 (ug/l)	(ug/l)	(ug/l)	(ug/l)
Aluminum	-	7429-90-5	ug/l	NA	NA	NA	NA	54.6 B			
Antimony	3 GV	7440-36-0	ug/l	NA	NA	NA	NA	3.2 U			
Arsenic	25 ST	7440-38-2	ug/l	NA	NA	NA	NA	2.9 U			
Barium	1000 ST	7440-39-3	ug/l	NA	NA	NA	NA	46.3 B			
Beryllium	3 GV	7440-41-7	ug/l	NA	NA	NA	NA	0.17 U			
Boron	1000 ST	7440-42-8	ug/l	NA	NA	NA	NA	112 B			
Cadmium	5 ST	7440-43-9	ug/l	0.43 U	0.26 U	0.34 U	0.34 U	0.28 U			
Calcium	-	7440-70-2	ug/l	11200	12100	16800	20000	24700			
Chromium Hexavalent	50 ST	18540-29-9	ug/l	NA	NA	NA	NA	0.02 U			
Chromium Total	50 ST	7440-47-3	ug/l	NA	NA	NA	NA	2.2 B			
Cobalt	-	7440-48-4	ug/l	NA	NA	NA	NA	1.3 U			
Copper	200 ST	7440-50-8	ug/l	NA	NA	NA	NA	6.8 B			
Iron	300 ST	7439-89-6	ug/l	30.8 B	27.1 B	35.5 B	3.7 U	94.2 B			
Lead	25 ST	7439-92-1	ug/l	1.6 U	1.6 B	1.9 B	1.9 U	1.5 U			
Magnesium	35000 GV	7439-95-4	ug/l	2160 B	2520 B	2810 B	3060 B	3480 B			
Manganese	300 ST	7439-96-5	ug/l	335	433	396	251	210			
Mercury	0.7 ST	7439-97-6	ug/l	NA	NA	NA	NA	0.1U			
Nickel	100 ST	7440-02-0	ug/l	NA	NA	NA	NA	1.8 U			
Potassium	-	7440-09-7	ug/l	2560 B	3600 B	2410 B	2520 B	2110 B			
Selenium	10 ST	7782-49-2	ug/l	NA	NA	NA	NA	1.7 U			
Silver	50 ST	7440-22-4	ug/l	NA	NA	NA	NA	0.38 U			
Sodium	20000 ST	7440-23-5	ug/l	9820	12500	23200	15000	17000			
Thallium	0.5 GV	7440-28-0	ug/l	NA	NA	NA	NA	2.9 U			
Vanadium	-	7440-62-2	ug/l	NA	NA	NA	NA	1.4 U			
Zinc	2000 ST	7440-66-6	ug/l	NA	NA	NA	NA	58.8			
Cyanide	200 ST	0057-12-5	ug/l	NA	NA	NA	NA	10.0 U			
Iron + Manganese	500 ST*	-	ug/l	365.8	460.1	431.5	251	304.2			

NOTES:

NS: Not sampled

ST*: Standard for the sum of iron and manganese is 500 ug/l

U: Concentration exceeds Standard/Guidance Value

U: Analyzed for but not detected, value shown is instrument detection limit

NA: Not analyzed

B: Compound detected above instrument detection
limit but below contract required detection limit

Appendix A-2

**SONIA ROAD LANDFILL
POST CLOSURE GROUNDWATER MONITORING PROGRAM
HISTORIC AND CURRENT SAMPLE RESULTS
INORGANIC PARAMETERS**

CONSTITUENT	NYSDEC Class GA Groundwater Standards/Guidance Values	CAS #	SITE: DATE: UNITS:	MW-02S 10/27/97 (ug/l)	MW-02S 11/30/00 (ug/l)	MW-02S 1/31/01 (ug/l)	MW-02S 8/21/02 (ug/l)	MW-02S 11/20/02 (ug/l)	MW-02S 3/5/03 (ug/l)	MW-02S 6/3/03 (ug/l)	MW-02S 8/25/03 (ug/l)
Aluminum	-	7429-90-5	ug/l	146	15.8 B	11.8 U	NS	NS	NS	NS	NS
Antimony	3 GV	7440-36-0	ug/l	3 U	1.7 U	12.3 U	NS	NS	NS	NS	NS
Arsenic	25 ST	7440-38-2	ug/l	2.4 U	2.5 U	1.9 U	NS	NS	NS	NS	NS
Barium	1000 ST	7440-39-3	ug/l	26.3	34.1 B	31.9	NS	NS	NS	NS	NS
Beryllium	3 GV	7440-41-7	ug/l	0.77	0.1 U	0.14	NS	NS	NS	NS	NS
Boron	1000 ST	7440-42-8	ug/l	NA	59.7 B	87.8	NS	NS	NS	NS	NS
Cadmium	5 ST	7440-43-9	ug/l	0.57	0.4 U	0.2 U	NS	NS	NS	NS	NS
Calcium	-	7440-70-2	ug/l	27000	30300	33100	NS	NS	NS	NS	NS
Chromium Hexavalent	50 ST	18540-29-9	ug/l	20 U	20 U	20 U	NS	NS	NS	NS	NS
Chromium Total	50 ST	7440-47-3	ug/l	1.1	3.5 U	0.6 U	NS	NS	NS	NS	NS
Cobalt	-	7440-48-4	ug/l	1.5	0.9 U	1.7 U	NS	NS	NS	NS	NS
Copper	200 ST	7440-50-8	ug/l	4	2.6 B	1.5 U	NS	NS	NS	NS	NS
Iron	300 ST	7439-89-6	ug/l	312	18.7 B	13.8	NS	NS	NS	NS	NS
Lead	25 ST	7439-92-1	ug/l	2.1	1.4 U	1.1 U	NS	NS	NS	NS	NS
Magnesium	35000 GV	7439-95-4	ug/l	2890	2360 B	2750	NS	NS	NS	NS	NS
Manganese	300 ST	7439-96-5	ug/l	5.6	61.1	68.4	NS	NS	NS	NS	NS
Mercury	0.7 ST	7439-97-6	ug/l	0.1 U	0.1 U	0.1 U	NS	NS	NS	NS	NS
Nickel	100 ST	7440-02-0	ug/l	1.3	1.9 U	1.4 U	NS	NS	NS	NS	NS
Potassium	-	7440-09-7	ug/l	4660	7850	7600	NS	NS	NS	NS	NS
Selenium	10 ST	7782-49-2	ug/l	2.8 U	4 B	1.5 U	NS	NS	NS	NS	NS
Silver	50 ST	7440-22-4	ug/l	0.9 U	0.93 B	1.6 U	NS	NS	NS	NS	NS
Sodium	20000 ST	7440-23-5	ug/l	18900	12900	13100	NS	NS	NS	NS	NS
Thallium	0.5 GV	7440-28-0	ug/l	2.6 U	2.3 B	2.8 U	NS	NS	NS	NS	NS
Vanadium	-	7440-62-2	ug/l	1.2 U	0.7 U	1.7 U	NS	NS	NS	NS	NS
Zinc	2000 ST	7440-66-6	ug/l	20.8	2.8 B	3.6 U	NS	NS	NS	NS	NS
Cyanide	200 ST	0057-12-5	ug/l	10 U	10 U	5 U	NS	NS	NS	NS	NS
Iron + Manganese	500 ST*	-	ug/l	317.6	79.8	82.2	NS	NS	NS	NS	NS

NOTES:

NS: Not sampled

ST*: Standard for the sum of iron and manganese is 500 ug/l

: Concentration exceeds Standard/Guidance Value

U: Analyzed for but not detected, value shown is instrument detection limit

NA: Not analyzed

B: Compound detected above instrument detection
limit but below contract required detection limit

Appendix A-2

SONIA ROAD LANDFILL
POST CLOSURE GROUNDWATER MONITORING PROGRAM
HISTORIC AND CURRENT SAMPLE RESULTS
INORGANIC PARAMETERS

CONSTITUENT	NYSDEC Class GA Groundwater Standards/Guidance Values	CAS #	SITE: DATE: UNITS:	MW-02S 11/11/03 (ug/l)	MW-02S 2/26/04 (ug/l)	MW-02S 5/20/04 (ug/l)	MW-02S 8/20/04 (ug/l)	MW-02S 11/10/04 (ug/l)	MW-02S 2/28/05 (ug/l)	MW-02S 5/26/05 (ug/l)	MW-02S 8/24/05 (ug/l)
Aluminum	-	7429-90-5	ug/l	NS	NS	NS	NS	NS	NS	NS	NS
Antimony	3 GV	7440-36-0	ug/l	NS	NS	NS	NS	NS	NS	NS	NS
Arsenic	25 ST	7440-38-2	ug/l	NS	NS	NS	NS	NS	NS	NS	NS
Barium	1000 ST	7440-39-3	ug/l	NS	NS	NS	NS	NS	NS	NS	NS
Beryllium	3 GV	7440-41-7	ug/l	NS	NS	NS	NS	NS	NS	NS	NS
Boron	1000 ST	7440-42-8	ug/l	NS	NS	NS	NS	NS	NS	NS	NS
Cadmium	5 ST	7440-43-9	ug/l	NS	NS	NS	NS	NS	NS	NS	NS
Calcium	-	7440-70-2	ug/l	NS	NS	NS	NS	NS	NS	NS	NS
Chromium Hexavalent	50 ST	18540-29-9	ug/l	NS	NS	NS	NS	NS	NS	NS	NS
Chromium Total	50 ST	7440-47-3	ug/l	NS	NS	NS	NS	NS	NS	NS	NS
Cobalt	-	7440-48-4	ug/l	NS	NS	NS	NS	NS	NS	NS	NS
Copper	200 ST	7440-50-8	ug/l	NS	NS	NS	NS	NS	NS	NS	NS
Iron	300 ST	7439-89-6	ug/l	NS	NS	NS	NS	NS	NS	NS	NS
Lead	25 ST	7439-92-1	ug/l	NS	NS	NS	NS	NS	NS	NS	NS
Magnesium	35000 GV	7439-95-4	ug/l	NS	NS	NS	NS	NS	NS	NS	NS
Manganese	300 ST	7439-96-5	ug/l	NS	NS	NS	NS	NS	NS	NS	NS
Mercury	0.7 ST	7439-97-6	ug/l	NS	NS	NS	NS	NS	NS	NS	NS
Nickel	100 ST	7440-02-0	ug/l	NS	NS	NS	NS	NS	NS	NS	NS
Potassium	-	7440-09-7	ug/l	NS	NS	NS	NS	NS	NS	NS	NS
Selenium	10 ST	7782-49-2	ug/l	NS	NS	NS	NS	NS	NS	NS	NS
Silver	50 ST	7440-22-4	ug/l	NS	NS	NS	NS	NS	NS	NS	NS
Sodium	20000 ST	7440-23-5	ug/l	NS	NS	NS	NS	NS	NS	NS	NS
Thallium	0.5 GV	7440-28-0	ug/l	NS	NS	NS	NS	NS	NS	NS	NS
Vanadium	-	7440-62-2	ug/l	NS	NS	NS	NS	NS	NS	NS	NS
Zinc	2000 ST	7440-66-6	ug/l	NS	NS	NS	NS	NS	NS	NS	NS
Cyanide	200 ST	0057-12-5	ug/l	NS	NS	NS	NS	NS	NS	NS	NS
Iron + Manganese	500 ST*	-	ug/l	NS	NS	NS	NS	NS	NS	NS	NS

NOTES:

NS: Not sampled

ST*: Standard for the sum of iron and manganese is 500 ug/l

U: Concentration exceeds Standard/Guidance Value

U: Analyzed for but not detected, value shown is instrument detection limit

NA: Not analyzed

B: Compound detected above instrument detection
limit but below contract required detection limit

Appendix A-2

SONIA ROAD LANDFILL
POST CLOSURE GROUNDWATER MONITORING PROGRAM
HISTORIC AND CURRENT SAMPLE RESULTS
INORGANIC PARAMETERS

CONSTITUENT	NYSDEC Class GA Groundwater Standards/Guidance Values	CAS #	SITE: DATE: UNITS:	MW-02S	MW-02S	MW-02S	MW-02S	MW-02S	MW-02S	MW-02S	MW-02S
				11/28/05 (ug/l)	2/28/06 (ug/l)	5/22/06 (ug/l)	8/10/06 (ug/l)	11/30/06 (ug/l)	(ug/l)	(ug/l)	(ug/l)
Aluminum	-	7429-90-5	ug/l	NS	NS	NS	NS	NS			
Antimony	3 GV	7440-36-0	ug/l	NS	NS	NS	NS	NS			
Arsenic	25 ST	7440-38-2	ug/l	NS	NS	NS	NS	NS			
Barium	1000 ST	7440-39-3	ug/l	NS	NS	NS	NS	NS			
Beryllium	3 GV	7440-41-7	ug/l	NS	NS	NS	NS	NS			
Boron	1000 ST	7440-42-8	ug/l	NS	NS	NS	NS	NS			
Cadmium	5 ST	7440-43-9	ug/l	NS	NS	NS	NS	NS			
Calcium	-	7440-70-2	ug/l	NS	NS	NS	NS	NS			
Chromium Hexavalent	50 ST	18540-29-9	ug/l	NS	NS	NS	NS	NS			
Chromium Total	50 ST	7440-47-3	ug/l	NS	NS	NS	NS	NS			
Cobalt	-	7440-48-4	ug/l	NS	NS	NS	NS	NS			
Copper	200 ST	7440-50-8	ug/l	NS	NS	NS	NS	NS			
Iron	300 ST	7439-89-6	ug/l	NS	NS	NS	NS	NS			
Lead	25 ST	7439-92-1	ug/l	NS	NS	NS	NS	NS			
Magnesium	35000 GV	7439-95-4	ug/l	NS	NS	NS	NS	NS			
Manganese	300 ST	7439-96-5	ug/l	NS	NS	NS	NS	NS			
Mercury	0.7 ST	7439-97-6	ug/l	NS	NS	NS	NS	NS			
Nickel	100 ST	7440-02-0	ug/l	NS	NS	NS	NS	NS			
Potassium	-	7440-09-7	ug/l	NS	NS	NS	NS	NS			
Selenium	10 ST	7782-49-2	ug/l	NS	NS	NS	NS	NS			
Silver	50 ST	7440-22-4	ug/l	NS	NS	NS	NS	NS			
Sodium	20000 ST	7440-23-5	ug/l	NS	NS	NS	NS	NS			
Thallium	0.5 GV	7440-28-0	ug/l	NS	NS	NS	NS	NS			
Vanadium	-	7440-62-2	ug/l	NS	NS	NS	NS	NS			
Zinc	2000 ST	7440-66-6	ug/l	NS	NS	NS	NS	NS			
Cyanide	200 ST	0057-12-5	ug/l	NS	NS	NS	NS	NS			
Iron + Manganese	500 ST*	-	ug/l	NS	NS	NS	NS	NS			

NOTES:

NS: Not sampled

ST*: Standard for the sum of iron and manganese is 500 ug/l

U: Concentration exceeds Standard/Guidance Value

U: Analyzed for but not detected, value shown is instrument detection limit

NA: Not analyzed

B: Compound detected above instrument detection
limit but below contract required detection limit

Appendix A-2

SONIA ROAD LANDFILL
POST CLOSURE GROUNDWATER MONITORING PROGRAM
HISTORIC AND CURRENT SAMPLE RESULTS
INORGANIC PARAMETERS

CONSTITUENT	NYSDEC Class GA Groundwater Standards/Guidance Values	CAS #	SITE: DATE: UNITS:	MW-03S 10/30/97 (ug/l)	MW-03S 12/6/00 (ug/l)	MW-03S 2/2/01 (ug/l)	MW-03S 8/22/02 (ug/l)	MW-03S 11/22/02 (ug/l)	MW-03S 3/7/03 (ug/l)	MW-03S 6/3/03 (ug/l)	MW-03S 8/25/03 (ug/l)
Aluminum	-	7429-90-5	ug/l	1080	16.5 B	53.7	NA	803	NA	NA	46.0 B
Antimony	3 GV	7440-36-0	ug/l	3 U	1.7 U	12.3 U	NA	3.4 B	NA	NA	3.5 U
Arsenic	25 ST	7440-38-2	ug/l	3.2	2.5 U	1.9 U	NA	4.5 U	NA	NA	3.2 U
Barium	1000 ST	7440-39-3	ug/l	136	125 B	125	NA	176 B	NA	NA	158 B
Beryllium	3 GV	7440-41-7	ug/l	0.1 U	0.1 U	0.24	NA	0.80 B	NA	NA	0.20 U
Boron	1000 ST	7440-42-8	ug/l	NA	128	153	NA	139	NA	NA	222
Cadmium	5 ST	7440-43-9	ug/l	0.3 U	0.4 U	0.22	0.13 B	0.5 U	0.10 U	0.10 U	0.30 U
Calcium	-	7440-70-2	ug/l	50800	51200	57700	67400	92400	112000	84900	91600
Chromium Hexavalent	50 ST	18540-29-9	ug/l	20 U	20 U	20 U	NA	20 U	NA	NA	20 U
Chromium Total	50 ST	7440-47-3	ug/l	3.1	3.5 U	0.6	NA	2.9 B	NA	NA	1.2 B
Cobalt	-	7440-48-4	ug/l	1.1	0.9 U	1.7 U	NA	13.1 B	NA	NA	2.1 U
Copper	200 ST	7440-50-8	ug/l	3.3	2.6 B	1.5 U	NA	11.5 B	NA	NA	5.2 B
Iron	300 ST	7439-89-6	ug/l	12700	10200	7390	30600	80600	85800	21100	16800
Lead	25 ST	7439-92-1	ug/l	1.4	1.4 U	1.1 U	0.8 U	2.1 B	1.5 U	1.8 B	0.84 B
Magnesium	35000 GV	7439-95-4	ug/l	7970	7620	8320	9840	16000	21700	14100	14600
Manganese	300 ST	7439-96-5	ug/l	7270	5840	5930	8430	11500	8190	2930	3770
Mercury	0.7 ST	7439-97-6	ug/l	0.1 U	0.1 U	0.1 U	NA	0.1 U	NA	NA	0.10 U
Nickel	100 ST	7440-02-0	ug/l	2.6	1.9 U	1.4 U	NA	23.4 B	NA	NA	2.8 B
Potassium	-	7440-09-7	ug/l	7870	8310	9590	8680	7850	12200	19300	14100
Selenium	10 ST	7782-49-2	ug/l	2.8 U	2.8 B	2 N	NA	6	NA	NA	3.8 U
Silver	50 ST	7440-22-4	ug/l	0.9 U	1.7 B	1.6 U	NA	1 U	NA	NA	1 U
Sodium	20000 ST	7440-23-5	ug/l	40400	20500	21500	27100	25200	22900	17600	22600
Thallium	0.5 GV	7440-28-0	ug/l	2.6 U	2.3 U	2.8 U	NA	4.2 U	NA	NA	2.5 U
Vanadium	-	7440-62-2	ug/l	3.7	0.7 U	1.7 U	NA	2.9 B	NA	NA	1.8 U
Zinc	2000 ST	7440-66-6	ug/l	34	3.5 B	3.6 U	NA	799	NA	NA	57.5
Cyanide	200 ST	0057-12-5	ug/l	10 U	10 U	5 U	NA	10 U	NA	NA	10 U
Iron + Manganese	500 ST*	-	ug/l	19970	16040	13320	39030	92100	93990	24030	20570

NOTES:

NS: Not sampled

ST*: Standard for the sum of iron and manganese is 500 ug/l

B: Concentration exceeds Standard/Guidance Value

U: Analyzed for but not detected, value shown is instrument detection limit

NA: Not analyzed

B: Compound detected above instrument detection
limit but below contract required detection limit

Appendix A-2

SONIA ROAD LANDFILL
POST CLOSURE GROUNDWATER MONITORING PROGRAM
HISTORIC AND CURRENT SAMPLE RESULTS
INORGANIC PARAMETERS

CONSTITUENT	NYSDEC Class GA Groundwater Standards/Guidance Values	CAS #	SITE: DATE: UNITS:	MW-03S 11/13/03 (ug/l)	MW-03S 3/2/04 (ug/l)	MW-03S 5/24/04 (ug/l)	MW-03S 8/23/04 (ug/l)	MW-03S 11/10/04 (ug/l)	MW-03S 3/2/05 (ug/l)	MW-03S 5/31/05 (ug/l)	MW-03S 8/26/05 (ug/l)
Aluminum	-	7429-90-5	ug/l	NA	NA	57.5 B	NA	NA	121 B	NA	NA
Antimony	3 GV	7440-36-0	ug/l	NA	NA	1.6 U	NA	NA	3.6 U	NA	NA
Arsenic	25 ST	7440-38-2	ug/l	NA	NA	5.1 B	NA	NA	4.6 B	NA	NA
Barium	1000 ST	7440-39-3	ug/l	NA	NA	147 B	NA	NA	192 B	NA	NA
Beryllium	3 GV	7440-41-7	ug/l	NA	NA	0.1 U	NA	NA	0.19 U	NA	NA
Boron	1000 ST	7440-42-8	ug/l	NA	NA	171 B	NA	NA	161	NA	NA
Cadmium	5 ST	7440-43-9	ug/l	0.3 U	0.20 U	0.92 B	0.30 U	0.51 B	1.3 B	0.37 U	0.65 U
Calcium	-	7440-70-2	ug/l	76200	66200	67100	69300	72800	71000	82600	74800
Chromium Hexavalent	50 ST	18540-29-9	ug/l	NA	NA	20 U	NA	NA	20 U	NA	NA
Chromium Total	50 ST	7440-47-3	ug/l	NA	NA	0.9 B	NA	NA	0.63 U	NA	NA
Cobalt	-	7440-48-4	ug/l	NA	NA	0.9 U	NA	NA	1.3 U	NA	NA
Copper	200 ST	7440-50-8	ug/l	NA	NA	2.1 B	NA	NA	2.1 B	NA	NA
Iron	300 ST	7439-89-6	ug/l	34900	28300	27400	30400	30300	34000	27600	48900
Lead	25 ST	7439-92-1	ug/l	1.1 U	0.70 U	0.7 U	1.2 U	1.1 U	1.1 U	1.2 U	3.9
Magnesium	35000 GV	7439-95-4	ug/l	11800	9800	10100	9850	10400	10400	13000	10000
Manganese	300 ST	7439-96-5	ug/l	5500	4860	4630	5010	5750	6100	6090	1310
Mercury	0.7 ST	7439-97-6	ug/l	NA	NA	0.1 U	NA	NA	0.1 U	NA	NA
Nickel	100 ST	7440-02-0	ug/l	NA	NA	1.5 B	NA	NA	1.2 U	NA	NA
Potassium	-	7440-09-7	ug/l	15900	12900	10800	12000	12400	13200	13600	16000
Selenium	10 ST	7782-49-2	ug/l	NA	NA	1.8 U	NA	NA	3.0 U	NA	NA
Silver	50 ST	7440-22-4	ug/l	NA	NA	0.5 U	NA	NA	0.75 U	NA	NA
Sodium	20000 ST	7440-23-5	ug/l	30000	27400	20900	29300	38900	39600	35900	22800
Thallium	0.5 GV	7440-28-0	ug/l	NA	NA	1.9 U	NA	NA	2.7 U	NA	NA
Vanadium	-	7440-62-2	ug/l	NA	NA	1 U	NA	NA	1.8 U	NA	NA
Zinc	2000 ST	7440-66-6	ug/l	NA	NA	20.7 B	NA	NA	72.2	NA	NA
Cyanide	200 ST	0057-12-5	ug/l	NA	NA	10 U	NA	NA	10 U	NA	NA
Iron + Manganese	500 ST*	-	ug/l	40400	33160	32030	35410	36050	40100	33690	50210

NOTES:

NS: Not sampled

ST*: Standard for the sum of iron and manganese is 500 ug/l

: Concentration exceeds Standard/Guidance Value

U: Analyzed for but not detected, value shown is instrument detection limit

NA: Not analyzed

B: Compound detected above instrument detection

limit but below contract required detection limit

Appendix A-2

SONIA ROAD LANDFILL
POST CLOSURE GROUNDWATER MONITORING PROGRAM
HISTORIC AND CURRENT SAMPLE RESULTS
INORGANIC PARAMETERS

CONSTITUENT	NYSDEC Class GA Groundwater Standards/Guidance Values	CAS #	SITE: DATE: UNITS:	MW-03S 11/30/05 (ug/l)	MW-03S 3/1/06 (ug/l)	MW-03S 5/18/06 (ug/l)	MW-03S 8/9/06 (ug/l)	MW-03S 11/29/06 (ug/l)	MW-03S (ug/l)	MW-03S (ug/l)	MW-03S (ug/l)
Aluminum	-	7429-90-5	ug/l	NA	NA	NA	NA	56.5 B			
Antimony	3 GV	7440-36-0	ug/l	NA	NA	NA	NA	3.2 U			
Arsenic	25 ST	7440-38-2	ug/l	NA	NA	NA	NA	2.9 U			
Barium	1000 ST	7440-39-3	ug/l	NA	NA	NA	NA	230			
Beryllium	3 GV	7440-41-7	ug/l	NA	NA	NA	NA	0.17 U			
Boron	1000 ST	7440-42-8	ug/l	NA	NA	NA	NA	193 B			
Cadmium	5 ST	7440-43-9	ug/l	0.43 U	0.26 U	0.34 U	0.34 U	0.28 U			
Calcium	-	7440-70-2	ug/l	124000	115000	93400	97500	85200			
Chromium Hexavalent	50 ST	18540-29-9	ug/l	NA	NA	NA	NA	0.02 U			
Chromium Total	50 ST	7440-47-3	ug/l	NA	NA	NA	NA	0.50 U			
Cobalt	-	7440-48-4	ug/l	NA	NA	NA	NA	1.3 U			
Copper	200 ST	7440-50-8	ug/l	NA	NA	NA	NA	2.9 B			
Iron	300 ST	7439-89-6	ug/l	26700	20800	27700	31200	27800			
Lead	25 ST	7439-92-1	ug/l	1.6 U	1.3 U	2.7 B	1.9 U	1.5 U			
Magnesium	35000 GV	7439-95-4	ug/l	18200	18900	13700	14300	13300			
Manganese	300 ST	7439-96-5	ug/l	5050	4960	5630	5490	5750			
Mercury	0.7 ST	7439-97-6	ug/l	NA	NA	NA	NA	0.1U			
Nickel	100 ST	7440-02-0	ug/l	NA	NA	NA	NA	2.0 B			
Potassium	-	7440-09-7	ug/l	17700	22500	17500	18500	16500			
Selenium	10 ST	7782-49-2	ug/l	NA	NA	NA	NA	1.7 U			
Silver	50 ST	7440-22-4	ug/l	NA	NA	NA	NA	0.38 U			
Sodium	20000 ST	7440-23-5	ug/l	29000	42300	34300	33300	35900			
Thallium	0.5 GV	7440-28-0	ug/l	NA	NA	NA	NA	2.9 U			
Vanadium	-	7440-62-2	ug/l	NA	NA	NA	NA	1.6 B			
Zinc	2000 ST	7440-66-6	ug/l	NA	NA	NA	NA	71.1			
Cyanide	200 ST	0057-12-5	ug/l	NA	NA	NA	NA	10.0 U			
Iron + Manganese	500 ST*	-	ug/l	31750	25760	33330	36690	33550			

NOTES:

NS: Not sampled

ST*: Standard for the sum of iron and manganese is 500 ug/l

Concentration exceeds Standard/Guidance Value

U: Analyzed for but not detected, value shown is instrument detection limit

NA: Not analyzed

B: Compound detected above instrument detection
limit but below contract required detection limit

Appendix A-2

SONIA ROAD LANDFILL
POST CLOSURE GROUNDWATER MONITORING PROGRAM
HISTORIC AND CURRENT SAMPLE RESULTS
INORGANIC PARAMETERS

CONSTITUENT	NYSDEC Class GA Groundwater Standards/Guidance Values	CAS #	SITE: DATE: UNITS:	MW-04D 10/28/97 (ug/l)	MW-04D 12/6/00 (ug/l)	MW-04D 2/1/01 (ug/l)	MW-04D 8/23/02 (ug/l)	MW-04D 11/21/02 (ug/l)	MW-04D 3/7/03 (ug/l)	MW-04D 6/3/03 (ug/l)	MW-04D 8/25/03 (ug/l)
Aluminum	-	7429-90-5	ug/l	52.9	17.7 B	15.7	NA	29.4 B	NA	NA	27.3 B
Antimony	3 GV	7440-36-0	ug/l	3 U	1.7 U	12.3 U	NA	3.1 U	NA	NA	3.5 U
Arsenic	25 ST	7440-38-2	ug/l	7.6	11.9	14.4	NA	7.2 B	NA	NA	13.7
Barium	1000 ST	7440-39-3	ug/l	186	249	224	NA	90.8 B	NA	NA	108 B
Beryllium	3 GV	7440-41-7	ug/l	0.1	0.1 U	0.16	NA	0.4 U	NA	NA	0.20 U
Boron	1000 ST	7440-42-8	ug/l	NA	291	326	NA	170	NA	NA	120
Cadmium	5 ST	7440-43-9	ug/l	0.3 U	0.4 U	0.37	0.1 B	0.5 U	0.1 U	0.10 U	0.30 U
Calcium	-	7440-70-2	ug/l	56100	60000	59100	30800	24700	24000	27500	30900
Chromium Hexavalent	50 ST	18540-29-9	ug/l	20 U	20 U	20 U	NA	20 U	NA	NA	20 U
Chromium Total	50 ST	7440-47-3	ug/l	0.4 U	3.5 U	0.6 U	NA	1.3 B	NA	NA	0.70 U
Cobalt	-	7440-48-4	ug/l	14.9	17.7 B	14.4	NA	4.3 B	NA	NA	4.4 B
Copper	200 ST	7440-50-8	ug/l	0.7 U	1.5 U	1.5 U	NA	3.4 B	NA	NA	1.6 B
Iron	300 ST	7439-89-6	ug/l	66000	75500	69500	24500	20400	24800	28300	34500
Lead	25 ST	7439-92-1	ug/l	1 U	4	3.6	0.88 B	1.4 U	1.5 U	1.5 U	0.80 U
Magnesium	35000 GV	7439-95-4	ug/l	8830	11500	11100	5380	4060 B	4080 B	4550 B	4840 B
Manganese	300 ST	7439-96-5	ug/l	1700	2900	2470	589	690	725	764	829
Mercury	0.7 ST	7439-97-6	ug/l	0.1 U	0.1 U	0.1 U	NA	0.1 U	NA	NA	0.10 U
Nickel	100 ST	7440-02-0	ug/l	7.4	7.1 B	5.4	NA	2.3 B	NA	NA	2.6 B
Potassium	-	7440-09-7	ug/l	14000	14900	16200	10700	8650	8970	10500	8800
Selenium	10 ST	7782-49-2	ug/l	2.8 U	2.2 B	1.5 U	NA	2.4 U	NA	NA	3.8 U
Silver	50 ST	7440-22-4	ug/l	0.9 U	1.3 B	1.6 U	NA	1 U	NA	NA	1 U
Sodium	20000 ST	7440-23-5	ug/l	21100	26500	27500	15300	13700	14000	14900	13300
Thallium	0.5 GV	7440-28-0	ug/l	2.6 U	2.3 U	2.8 U	NA	4.2 U	NA	NA	2.5 U
Vanadium	-	7440-62-2	ug/l	1.2 U	0.7 U	1.7 U	NA	0.82 B	NA	NA	1.8 U
Zinc	2000 ST	7440-66-6	ug/l	85.9	5.9 B	3.6 U	NA	16.7 B	NA	NA	22.8
Cyanide	200 ST	0057-12-5	ug/l	10 U	10 U	5 U	NA	10 U	NA	NA	10 U
Iron + Manganese	500 ST*	-	ug/l	67700	78400	71970	25089	21090	25525	29064	35329

NOTES:

NS: Not sampled

ST*: Standard for the sum of iron and manganese is 500 ug/l

U: Analyzed for but not detected, value shown is instrument detection limit

NA: Not analyzed

B: Compound detected above instrument detection

limit but below contract required detection limit

Appendix A-2

SONIA ROAD LANDFILL
POST CLOSURE GROUNDWATER MONITORING PROGRAM
HISTORIC AND CURRENT SAMPLE RESULTS
INORGANIC PARAMETERS

CONSTITUENT	NYSDEC Class GA Groundwater Standards/Guidance Values	CAS #	SITE: DATE: UNITS:	MW-04D 11/11/03 (ug/l)	MW-04D 3/1/04 (ug/l)	MW-04D 5/24/04 (ug/l)	MW-04D 8/23/04 (ug/l)	MW-04D 11/9/04 (ug/l)	MW-04D 3/1/05 (ug/l)	MW-04D 5/27/05 (ug/l)	MW-04D 8/26/05 (ug/l)
Aluminum	-	7429-90-5	ug/l	NA	NA	30.3 B	NA	NA	94.5 B	NA	NA
Antimony	3 GV	7440-36-0	ug/l	NA	NA	1.6 U	NA	NA	3.6 U	NA	NA
Arsenic	25 ST	7440-38-2	ug/l	NA	NA	16.8	NA	NA	20.3	NA	NA
Barium	1000 ST	7440-39-3	ug/l	NA	NA	135 B	NA	NA	172 B	NA	NA
Beryllium	3 GV	7440-41-7	ug/l	NA	NA	0.1 U	NA	NA	0.35 B	NA	NA
Boron	1000 ST	7440-42-8	ug/l	NA	NA	96.7 B	NA	NA	161	NA	NA
Cadmium	5 ST	7440-43-9	ug/l	0.3 U	0.20 U	1.5 B	0.30 U	0.84 B	2.6 B	1.3 B	0.65 U
Calcium	-	7440-70-2	ug/l	34000	43400	45500	63500	62500	60600	58300	56800
Chromium Hexavalent	50 ST	18540-29-9	ug/l	NA	NA	20 U	NA	NA	20 U	NA	NA
Chromium Total	50 ST	7440-47-3	ug/l	NA	NA	0.6 U	NA	NA	0.63 U	NA	NA
Cobalt	-	7440-48-4	ug/l	NA	NA	4.7 B	NA	NA	5.0 B	NA	NA
Copper	200 ST	7440-50-8	ug/l	NA	NA	0.9 U	NA	NA	1.3 B	NA	NA
Iron	300 ST	7439-89-6	ug/l	35300	45700	48900	61000	65600	66400	64500	58000
Lead	25 ST	7439-92-1	ug/l	1.1 U	1.6 U	0.7 U	2.6 B	1.1 U	1.1 U	1.2 U	4.4
Magnesium	35000 GV	7439-95-4	ug/l	5720	7110	7730	9970	9860	9350	8950	8050
Manganese	300 ST	7439-96-5	ug/l	972	1270	1280	1780	1660	1400	1220	1170
Mercury	0.7 ST	7439-97-6	ug/l	NA	NA	0.1 U	NA	NA	0.1 U	NA	NA
Nickel	100 ST	7440-02-0	ug/l	NA	NA	1.5 B	NA	NA	2.0 B	NA	NA
Potassium	-	7440-09-7	ug/l	11000	10500	10400	13400	12500	13200	10800	8460
Selenium	10 ST	7782-49-2	ug/l	NA	NA	1.8 U	NA	NA	3.0 U	NA	NA
Silver	50 ST	7440-22-4	ug/l	NA	NA	0.5 U	NA	NA	0.75 U	NA	NA
Sodium	20000 ST	7440-23-5	ug/l	13900	16400	15000	21900	24100	25100	25500	22400
Thallium	0.5 GV	7440-28-0	ug/l	NA	NA	1.9 U	NA	NA	3.1 B	NA	NA
Vanadium	-	7440-62-2	ug/l	NA	NA	1 U	NA	NA	1.8 U	NA	NA
Zinc	2000 ST	7440-66-6	ug/l	NA	NA	18 B	NA	NA	63.6	NA	NA
Cyanide	200 ST	0057-12-5	ug/l	NA	NA	10 U	NA	NA	10 U	NA	NA
Iron + Manganese	500 ST*	-	ug/l	36272	46970	50180	62780	67260	67800	65720	59170

NOTES:

NS: Not sampled

ST*: Standard for the sum of iron and manganese is 500 ug/l

..... : Concentration exceeds Standard/Guidance Value

U: Analyzed for but not detected, value shown is instrument detection limit

NA: Not analyzed

B : Compound detected above instrument detection
limit but below contract required detection limit

Appendix A-2

**SONIA ROAD LANDFILL
POST CLOSURE GROUNDWATER MONITORING PROGRAM
HISTORIC AND CURRENT SAMPLE RESULTS
INORGANIC PARAMETERS**

CONSTITUENT	NYSDEC Class GA Groundwater Standards/Guidance Values	CAS #	SITE: DATE: UNITS:	MW-04D	MW-04D	MW-04D	MW-04D	MW-04D	MW-04D	MW-04D	MW-04D
				11/30/05 (ug/l)	3/1/06 (ug/l)	5/22/06 (ug/l)	8/10/06 (ug/l)	11/30/06 (ug/l)	(ug/l)	(ug/l)	(ug/l)
Aluminum	-	7429-90-5	ug/l	NA	NA	NA	NA	24.4 B			
Antimony	3 GV	7440-36-0	ug/l	NA	NA	NA	NA	3.2 U			
Arsenic	25 ST	7440-38-2	ug/l	NA	NA	NA	NA	19.2			
Barium	1000 ST	7440-39-3	ug/l	NA	NA	NA	NA	44.8 B			
Beryllium	3 GV	7440-41-7	ug/l	NA	NA	NA	NA	0.17 U			
Boron	1000 ST	7440-42-8	ug/l	NA	NA	NA	NA	62.7 B			
Cadmium	5 ST	7440-43-9	ug/l	0.43 U	0.26 U	0.12 U	0.34 U	0.28 U			
Calcium	-	7440-70-2	ug/l	48100	39700	30100	23400	19500			
Chromium Hexavalent	50 ST	18540-29-9	ug/l	NA	NA	NA	NA	0.02 U			
Chromium Total	50 ST	7440-47-3	ug/l	NA	NA	NA	NA	1.4 B			
Cobalt	-	7440-48-4	ug/l	NA	NA	NA	NA	1.3 U			
Copper	200 ST	7440-50-8	ug/l	NA	NA	NA	NA	3.7 B			
Iron	300 ST	7439-89-6	ug/l	53100	44000	34300	25700	24000			
Lead	25 ST	7439-92-1	ug/l	2.2 B	1.3 U	1.1 U	1.9 U	1.5 U			
Magnesium	35000 GV	7439-95-4	ug/l	6630	5940	4370 B	3150 B	2900 B			
Manganese	300 ST	7439-96-5	ug/l	931	970	693	530	514			
Mercury	0.7 ST	7439-97-6	ug/l	NA	NA	NA	NA	0.1 U			
Nickel	100 ST	7440-02-0	ug/l	NA	NA	NA	NA	1.8 U			
Potassium	-	7440-09-7	ug/l	7790	8440	7280	5850	5000 B			
Selenium	10 ST	7782-49-2	ug/l	NA	NA	NA	NA	1.7 U			
Silver	50 ST	7440-22-4	ug/l	NA	NA	NA	NA	0.38 U			
Sodium	20000 ST	7440-23-5	ug/l	22000	20000	15900	10900	8900			
Thallium	0.5 GV	7440-28-0	ug/l	NA	NA	NA	NA	2.9 U			
Vanadium	-	7440-62-2	ug/l	NA	NA	NA	NA	1.4 U			
Zinc	2000 ST	7440-66-6	ug/l	NA	NA	NA	NA	62.0			
Cyanide	200 ST	0057-12-5	ug/l	NA	NA	NA	NA	10.0 U			
Iron + Manganese	500 ST*	-	ug/l	54031	44970	34993	26230	24514			

NOTES:

NS: Not sampled

ST*: Standard for the sum of iron and manganese is 500 ug/l

: Concentration exceeds Standard/Guidance Value

U: Analyzed for but not detected, value shown is instrument detection limit

NA: Not analyzed

B: Compound detected above instrument detection

limit but below contract required detection limit

Appendix A-2

SONIA ROAD LANDFILL
POST CLOSURE GROUNDWATER MONITORING PROGRAM
HISTORIC AND CURRENT SAMPLE RESULTS
INORGANIC PARAMETERS

CONSTITUENT	NYSDEC Class GA Groundwater Standards/Guidance Values	CAS #	SITE: DATE: UNITS:	MW-04I 10/29/97 (ug/l)	MW-04I 12/6/00 (ug/l)	MW-04I 2/1/01 (ug/l)	MW-04I 8/23/02 (ug/l)	MW-04I 11/22/02 (ug/l)	MW-04I 3/6/03 (ug/l)	MW-04I 6/3/03 (ug/l)	MW-04I 8/22/03 (ug/l)
Aluminum	-	7429-90-5	ug/l	365	19.9 B	18.7	NA	13.9 B	NA	NA	17.7 B
Antimony	3 GV	7440-36-0	ug/l	3 U	1.7 U	12.3 U	NA	3.1 B	NA	NA	3.5 U
Arsenic	25 ST	7440-38-2	ug/l	10.1	14.6	17.1	NA	11.5	NA	NA	17.5
Barium	1000 ST	7440-39-3	ug/l	128	175 B	107	NA	135 B	NA	NA	124 B
Beryllium	3 GV	7440-41-7	ug/l	0.1	0.1 U	0.14	NA	0.4 U	NA	NA	0.20 U
Boron	1000 ST	7440-42-8	ug/l	NA	300	285	NA	231	NA	NA	211
Cadmium	5 ST	7440-43-9	ug/l	0.3 U	0.4 U	0.2 U	0.25 B	0.50 U	0.10 U	0.10 U	0.30 U
Calcium	-	7440-70-2	ug/l	53200	92000	62200	41700	85700	85500	101000	90100
Chromium Hexavalent	50 ST	18540-29-9	ug/l	20 U	20 U	20 U	NA	20 U	NA	NA	20 U
Chromium Total	50 ST	7440-47-3	ug/l	0.3 U	3.5 U	0.6 U	NA	1 B	NA	NA	0.70 U
Cobalt	-	7440-48-4	ug/l	2.5	1.7 B	1.7 U	NA	1 U	NA	NA	2.1 U
Copper	200 ST	7440-50-8	ug/l	5.2	1.5 U	1.5 U	NA	2.8 B	NA	NA	2.2 B
Iron	300 ST	7439-89-6	ug/l	31800	55200	38200	29000	56200	53000	62500	56900
Lead	25 ST	7439-92-1	ug/l	3.7	1.9 B	1.9	0.8 U	1.4 U	1.5 U	1.6 B	0.80 U
Magnesium	35000 GV	7439-95-4	ug/l	9580	15700	9960	5690	10700	11100	12800	10400
Manganese	300 ST	7439-96-5	ug/l	480	884	592	576	1410	1270	1640	1420
Mercury	0.7 ST	7439-97-6	ug/l	0.1 U	0.1 U	0.1 U	NA	0.1 U	NA	NA	0.1 U
Nickel	100 ST	7440-02-0	ug/l	3.9	1.9 U	1.4 U	NA	3.5 B	NA	NA	5.0 B
Potassium	-	7440-09-7	ug/l	69400	21700	19400	10100	14800	15400	18900	13600
Selenium	10 ST	7782-49-2	ug/l	2.8 U	1.7 U	1.5 U	NA	3.9 B	NA	NA	3.8 U
Silver	50 ST	7440-22-4	ug/l	0.9 U	0.5 U	1.6 U	NA	1 U	NA	NA	1 U
Sodium	20000 ST	7440-23-5	ug/l	29200	32500	22700	13400	26800	25700	34000	27800
Thallium	0.5 GV	7440-28-0	ug/l	2.6 U	2.3 U	2.8 U	NA	4.2 U	NA	NA	2.5 U
Vanadium	-	7440-62-2	ug/l	4.4	0.7 U	1.7 U	NA	1.8 B	NA	NA	2.0 B
Zinc	2000 ST	7440-66-6	ug/l	96.1	6.8 B	3.6 U	NA	19.3 B	NA	NA	7.1 B
Cyanide	200 ST	0057-12-5	ug/l	10 U	10 U	5 U	NA	10 U	NA	NA	10 U
Iron + Manganese	500 ST*	-	ug/l	32280	56084	38792	29576	57610	54270	64140	58320

NOTES:

NS: Not sampled

ST*: Standard for the sum of iron and manganese is 500 ug/l

: Concentration exceeds Standard/Guidance Value

U: Analyzed for but not detected, value shown is instrument detection limit

NA: Not analyzed

B: Compound detected above instrument detection

limit but below contract required detection limit

Appendix A-2

SONIA ROAD LANDFILL
POST CLOSURE GROUNDWATER MONITORING PROGRAM
HISTORIC AND CURRENT SAMPLE RESULTS
INORGANIC PARAMETERS

CONSTITUENT	NYSDEC Class GA Groundwater Standards/Guidance Values	CAS #	SITE: DATE: UNITS:	MW-041 11/12/03 (ug/l)	MW-041 3/1/04 (ug/l)	MW-041 5/24/04 (ug/l)	MW-041 8/23/04 (ug/l)	MW-041 11/9/04 (ug/l)	MW-041 3/1/05 (ug/l)	MW-041 5/27/05 (ug/l)	MW-041 8/26/05 (ug/l)
Aluminum	-	7429-90-5	ug/l	NA	NA	50.8 B	NA	NA	73.0 B	NA	NA
Antimony	3 GV	7440-36-0	ug/l	NA	NA	1.6 U	NA	NA	3.6 U	NA	NA
Arsenic	25 ST	7440-38-2	ug/l	NA	NA	17.4	NA	NA	19.4	NA	NA
Barium	1000 ST	7440-39-3	ug/l	NA	NA	100 B	NA	NA	189 B	NA	NA
Beryllium	3 GV	7440-41-7	ug/l	NA	NA	0.10 U	NA	NA	0.19 U	NA	NA
Boron	1000 ST	7440-42-8	ug/l	NA	NA	177 B	NA	NA	291	NA	NA
Cadmium	5 ST	7440-43-9	ug/l	0.3 U	0.20 U	1.4 B	0.30 U	1.0 B	2.1 B	1.2 B	0.65 U
Calcium	-	7440-70-2	ug/l	91200	99100	78500	87100	86700	87700	78000	68800
Chromium Hexavalent	50 ST	18540-29-9	ug/l	NA	NA	20 U	NA	NA	20 U	NA	NA
Chromium Total	50 ST	7440-47-3	ug/l	NA	NA	0.6 U	NA	NA	0.63 U	NA	NA
Cobalt	-	7440-48-4	ug/l	NA	NA	0.9 U	NA	NA	1.3 U	NA	NA
Copper	200 ST	7440-50-8	ug/l	NA	NA	0.9 U	NA	NA	1.1 U	NA	NA
Iron	300 ST	7439-89-6	ug/l	56100	61600	50500	51900	56600	56000	48100	44700
Lead	25 ST	7439-92-1	ug/l	1.1 U	1.6 U	0.7 U	2.0 B	1.1 U	1.1 U	1.2 U	3.2
Magnesium	35000 GV	7439-95-4	ug/l	10500	10600	8680	9570	10600	12800	11600	9230
Manganese	300 ST	7439-96-5	ug/l	1510	1790	1420	1640	1780	1680	1390	1210
Mercury	0.7 ST	7439-97-6	ug/l	NA	NA	0.1 U	NA	NA	0.1 U	NA	NA
Nickel	100 ST	7440-02-0	ug/l	NA	NA	1.8 B	NA	NA	1.2 U	NA	NA
Potassium	-	7440-09-7	ug/l	16000	14000	11700	14500	16500	26000	20200	14400
Selenium	10 ST	7782-49-2	ug/l	NA	NA	1.8 U	NA	NA	3.0 U	NA	NA
Silver	50 ST	7440-22-4	ug/l	NA	NA	0.5 U	NA	NA	0.75 U	NA	NA
Sodium	20000 ST	7440-23-5	ug/l	29500	30800	22000	26400	27400	27200	26600	21200
Thallium	0.5 GV	7440-28-0	ug/l	NA	NA	1.9 U	NA	NA	2.7 U	NA	NA
Vanadium	-	7440-62-2	ug/l	NA	NA	1 U	NA	NA	1.8 U	NA	NA
Zinc	2000 ST	7440-66-6	ug/l	NA	NA	26.2 B	NA	NA	46.3	NA	NA
Cyanide	200 ST	0057-12-5	ug/l	NA	NA	10 U	NA	NA	10 U	NA	NA
Iron + Manganese	500 ST*	-	ug/l	57610	63390	51920	53540	58380	57680	49490	45910

NOTES:

NS: Not sampled

ST*: Standard for the sum of iron and manganese is 500 ug/l

Concentration exceeds Standard/Guidance Value

U: Analyzed for but not detected, value shown is instrument detection limit

NA: Not analyzed

B: Compound detected above instrument detection
limit but below contract required detection limit

Appendix A-2

SONIA ROAD LANDFILL
 POST CLOSURE GROUNDWATER MONITORING PROGRAM
 HISTORIC AND CURRENT SAMPLE RESULTS
 INORGANIC PARAMETERS

CONSTITUENT	NYSDEC Class GA Groundwater Standards/Guidance Values	CAS #	SITE: DATE: UNITS:	MW-041	MW-041	MW-041	MW-041	MW-041	MW-041	MW-041	MW-041
				11/30/05 (ug/l)	3/1/06 (ug/l)	5/22/06 (ug/l)	8/10/06 (ug/l)	11/30/06 (ug/l)	(ug/l)	(ug/l)	(ug/l)
Aluminum	-	7429-90-5	ug/l	NA	NA	NA	NA	16.8 B			
Antimony	3 GV	7440-36-0	ug/l	NA	NA	NA	NA	3.2 U			
Arsenic	25 ST	7440-38-2	ug/l	NA	NA	NA	NA	14.4			
Barium	1000 ST	7440-39-3	ug/l	NA	NA	NA	NA	47.7 B			
Beryllium	3 GV	7440-41-7	ug/l	NA	NA	NA	NA	0.17 U			
Boron	1000 ST	7440-42-8	ug/l	NA	NA	NA	NA	94.3 B			
Cadmium	5 ST	7440-43-9	ug/l	0.43 U	0.26 U	0.12 U	0.34 U	0.28 U			
Calcium	-	7440-70-2	ug/l	59700	53300	41200	52600	34500			
Chromium Hexavalent	50 ST	18540-29-9	ug/l	NA	NA	NA	NA	0.02 U			
Chromium Total	50 ST	7440-47-3	ug/l	NA	NA	NA	NA	1.2 B			
Cobalt	-	7440-48-4	ug/l	NA	NA	NA	NA	1.3 U			
Copper	200 ST	7440-50-8	ug/l	NA	NA	NA	NA	2.8 B			
Iron	300 ST	7439-89-6	ug/l	38300	33000	25500	31200	20500			
Lead	25 ST	7439-92-1	ug/l	2.0 B	1.3 U	1.1 U	1.9 U	1.5 U			
Magnesium	35000 GV	7439-95-4	ug/l	7470	7060	5140	5890	3630 B			
Manganese	300 ST	7439-96-5	ug/l	1040	894	671	857	522			
Mercury	0.7 ST	7439-97-6	ug/l	NA	NA	NA	NA	0.1U			
Nickel	100 ST	7440-02-0	ug/l	NA	NA	NA	NA	1.8 U			
Potassium	-	7440-09-7	ug/l	13400	15400	12400	11700	7770			
Selenium	10 ST	7782-49-2	ug/l	NA	NA	NA	NA	1.7 U			
Silver	50 ST	7440-22-4	ug/l	NA	NA	NA	NA	0.48 B			
Sodium	20000 ST	7440-23-5	ug/l	19500	18200	15800	18600	13400			
Thallium	0.5 GV	7440-28-0	ug/l	NA	NA	NA	NA	2.9 U			
Vanadium	-	7440-62-2	ug/l	NA	NA	NA	NA	1.4 U			
Zinc	2000 ST	7440-66-6	ug/l	NA	NA	NA	NA	45.3			
Cyanide	200 ST	0057-12-5	ug/l	NA	NA	NA	NA	10.0 U			
Iron + Manganese	500 ST*	-	ug/l	39340	33894	26171	32057	32057			

NOTES:

NS: Not sampled

ST*: Standard for the sum of iron and manganese is 500 ug/l

Concentration exceeds Standard/Guidance Value

U: Analyzed for but not detected, value shown is instrument detection limit

NA: Not analyzed

B : Compound detected above instrument detection
 limit but below contract required detection limit

Appendix A-2

SONIA ROAD LANDFILL
POST CLOSURE GROUNDWATER MONITORING PROGRAM
HISTORIC AND CURRENT SAMPLE RESULTS
INORGANIC PARAMETERS

CONSTITUENT	NYSDEC Class GA Groundwater Standards/Guidance Values	CAS #	SITE: DATE: UNITS:	MW-04S 10/29/97 (ug/l)	MW-04S 12/6/00 (ug/l)	MW-04S 2/1/01 (ug/l)	MW-04S 8/23/02 (ug/l)	MW-04S 11/22/02 (ug/l)	MW-04S 3/6/03 (ug/l)	MW-04S 6/3/03 (ug/l)	MW-04S 8/25/03 (ug/l)
Aluminum	-	7429-90-5	ug/l	574	28.8 B	32.4	NA	102 B	NA	NA	27.2 B
Antimony	3 GV	7440-36-0	ug/l	3 U	1.7 U	12.3 U	NA	3.1 U	NA	NA	3.5 U
Arsenic	25 ST	7440-38-2	ug/l	11.4	3.7 B	7.8	NA	4.5 U	NA	NA	8.1 B
Barium	1000 ST	7440-39-3	ug/l	441	278	285	NA	316	NA	NA	240
Beryllium	3 GV	7440-41-7	ug/l	0.2	0.12 B	0.18	NA	0.4 U	NA	NA	0.20 U
Boron	1000 ST	7440-42-8	ug/l	NA	263	296	NA	320	NA	NA	273
Cadmium	5 ST	7440-43-9	ug/l	0.3 U	0.4 U	0.2 U	0.10 U	0.5 U	0.10 U	0.10 U	0.30 U
Calcium	-	7440-70-2	ug/l	152000	99400	109000	115000	123000	139000	138000	109000
Chromium Hexavalent	50 ST	18540-29-9	ug/l	20 U	20 U	20 U	NA	20 U	NA	NA	20 U
Chromium Total	50 ST	7440-47-3	ug/l	1.6	3.5 U	0.6 U	NA	0.92 B	NA	NA	1.0 B
Cobalt	-	7440-48-4	ug/l	2.1	0.9 U	1.7 U	NA	1 U	NA	NA	2.8 B
Copper	200 ST	7440-50-8	ug/l	2.5	1.5 U	2.2	NA	6.7 B	NA	NA	2.7 B
Iron	300 ST	7439-89-6	ug/l	56800	44800	49600	56400	46900	54600	44300	43100
Lead	25 ST	7439-92-1	ug/l	1.0 U	1.4 U	2.8	2.8 B	1.4 U	1.5 U	1.6 B	0.80 U
Magnesium	35000 GV	7439-95-4	ug/l	22600	14400	15300	14000	13700	16300	16100	11900
Manganese	300 ST	7439-96-5	ug/l	1520	1770	2040	2140	1670	1960	3000	1690
Mercury	0.7 ST	7439-97-6	ug/l	0.1 U	0.1 U	0.1 U	NA	0.1 U	NA	NA	0.10 U
Nickel	100 ST	7440-02-0	ug/l	1.3 U	1.9 U	1.4 U	NA	4.3 B	NA	NA	4.7 B
Potassium	-	7440-09-7	ug/l	30800	19800	21800	17900	17500	20300	21800	14300
Selenium	10 ST	7782-49-2	ug/l	2.8 U	1.7 U	1.5 U	NA	2.4 U	NA	NA	3.8 U
Silver	50 ST	7440-22-4	ug/l	0.9 U	1.3 B	1.6 U	NA	1 U	NA	NA	1 U
Sodium	20000 ST	7440-23-5	ug/l	29900	32100	33300	32500	29700	31600	33900	26400
Thallium	0.5 GV	7440-28-0	ug/l	2.6 U	2.3 U	2.8 U	NA	4.2 U	NA	NA	2.5 U
Vanadium	-	7440-62-2	ug/l	3.2	1.1 B	1.7 U	NA	2.6 B	NA	NA	2.1 B
Zinc	2000 ST	7440-66-6	ug/l	32.3	2.2 U	3.6 U	NA	10 B	NA	NA	14.9 B
Cyanide	200 ST	0057-12-5	ug/l	10 U	10 U	5 U	NA	10 U	NA	NA	10 U
Iron + Manganese	500 ST*	-	ug/l	58320	46570	51640	58540	48570	56560	47300	44790

NOTES:

NS: Not sampled

: Concentration exceeds Standard/Guidance Value

U: Analyzed for but not detected, value shown is instrument detection limit

NA: Not analyzed

B : Compound detected above instrument detection
limit but below contract required detection limit

ST*: Standard for the sum of iron and manganese is 500 ug/l

Appendix A-2

SONIA ROAD LANDFILL
POST CLOSURE GROUNDWATER MONITORING PROGRAM
HISTORIC AND CURRENT SAMPLE RESULTS
INORGANIC PARAMETERS

CONSTITUENT	NYSDEC Class GA Groundwater Standards/Guidance Values	CAS #	SITE: DATE: UNITS:	MW-04S 11/12/03 (ug/l)	MW-04S 3/2/04 (ug/l)	MW-04S 5/24/04 (ug/l)	MW-04S 8/23/04 (ug/l)	MW-04S 11/9/04 (ug/l)	MW-04S 3/1/05 (ug/l)	MW-04S 5/27/05 (ug/l)	MW-04S 8/26/05 (ug/l)
Aluminum	-	7429-90-5	ug/l	NA	NA	43.2 B	NA	NA	93.8 B	NA	NA
Antimony	3 GV	7440-36-0	ug/l	NA	NA	1.6 U	NA	NA	3.6 U	NA	NA
Arsenic	25 ST	7440-38-2	ug/l	NA	NA	11.4	NA	NA	15.8	NA	NA
Barium	1000 ST	7440-39-3	ug/l	NA	NA	191 B	NA	NA	248	NA	NA
Beryllium	3 GV	7440-41-7	ug/l	NA	NA	0.1 U	NA	NA	0.19 U	NA	NA
Boron	1000 ST	7440-42-8	ug/l	NA	NA	261 B	NA	NA	310	NA	NA
Cadmium	5 ST	7440-43-9	ug/l	0.30 U	0.20 U	2.2 B	0.30 U	1.3 B	2.7 B	0.94 B	0.65 U
Calcium	-	7440-70-2	ug/l	139000	122000	124000	118000	122000	132000	119000	106000
Chromium Hexavalent	50 ST	18540-29-9	ug/l	NA	NA	20 U	NA	NA	20 U	NA	NA
Chromium Total	50 ST	7440-47-3	ug/l	NA	NA	0.6 U	NA	NA	0.63 U	NA	NA
Cobalt	-	7440-48-4	ug/l	NA	NA	5 B	NA	NA	1.3 U	NA	NA
Copper	200 ST	7440-50-8	ug/l	NA	NA	0.9 U	NA	NA	1.1 U	NA	NA
Iron	300 ST	7439-89-6	ug/l	48600	62600	79200	55100	71800	69400	59000	47600
Lead	25 ST	7439-92-1	ug/l	1.1 U	0.70 U	0.7 U	3.0 B	1.1 U	1.1 U	1.2 U	2.9 B
Magnesium	35000 GV	7439-95-4	ug/l	18100	13600	14600	13200	13500	15200	13800	12000
Manganese	300 ST	7439-96-5	ug/l	3690	2360	2180	2720	2100	2940	3350	2820
Mercury	0.7 ST	7439-97-6	ug/l	NA	NA	0.1 U	NA	NA	0.1 U	NA	NA
Nickel	100 ST	7440-02-0	ug/l	NA	NA	4.4 B	NA	NA	3.8 B	NA	NA
Potassium	-	7440-09-7	ug/l	20000	17200	16700	19000	18200	21900	20800	14900
Selenium	10 ST	7782-49-2	ug/l	NA	NA	1.8 U	NA	NA	3.0 U	NA	NA
Silver	50 ST	7440-22-4	ug/l	NA	NA	0.5 U	NA	NA	0.75 U	NA	NA
Sodium	20000 ST	7440-23-5	ug/l	28600	32000	26700	31900	31200	36500	39600	32300
Thallium	0.5 GV	7440-28-0	ug/l	NA	NA	2.1 B	NA	NA	2.7 U	NA	NA
Vanadium	-	7440-62-2	ug/l	NA	NA	1 U	NA	NA	1.8 U	NA	NA
Zinc	2000 ST	7440-66-6	ug/l	NA	NA	14.7 B	NA	NA	53.3	NA	NA
Cyanide	200 ST	0057-12-5	ug/l	NA	NA	10 U	NA	NA	10 U	NA	NA
Iron + Manganese	500 ST*	-	ug/l	52290	64960	81380	57820	73900	72340	62350	50420

NOTES:

NS: Not sampled

ST*: Standard for the sum of iron and manganese is 500 ug/l

: Concentration exceeds Standard/Guidance Value

U: Analyzed for but not detected, value shown is instrument detection limit

NA: Not analyzed

B : Compound detected above instrument detection
limit but below contract required detection limit

Appendix A-2

SONIA ROAD LANDFILL
POST CLOSURE GROUNDWATER MONITORING PROGRAM
HISTORIC AND CURRENT SAMPLE RESULTS
INORGANIC PARAMETERS

CONSTITUENT	NYSDEC Class GA Groundwater Standards/Guidance Values	CAS #	SITE: DATE: UNITS:	MW-04S 11/29/05 (ug/l)	MW-04S 2/28/06 (ug/l)	MW-04S 5/22/06 (ug/l)	MW-04S 8/10/06 (ug/l)	MW-04S 11/30/06 (ug/l)	MW-04S (ug/l)	MW-04S (ug/l)	MW-04S (ug/l)
Aluminum	-	7429-90-5	ug/l	NA	NA	NA	NA	29.6 B			
Antimony	3 GV	7440-36-0	ug/l	NA	NA	NA	NA	3.2 U			
Arsenic	25 ST	7440-38-2	ug/l	NA	NA	NA	NA	11.9			
Barium	1000 ST	7440-39-3	ug/l	NA	NA	NA	NA	298			
Beryllium	3 GV	7440-41-7	ug/l	NA	NA	NA	NA	0.17 U			
Boron	1000 ST	7440-42-8	ug/l	NA	NA	NA	NA	242 B			
Cadmium	5 ST	7440-43-9	ug/l	0.43 U	0.49 B	0.12 U	0.34 U	0.28 U			
Calcium	-	7440-70-2	ug/l	114000	119000	116000	108000	100000			
Chromium Hexavalent	50 ST	18540-29-9	ug/l	NA	NA	NA	NA	0.02 U			
Chromium Total	50 ST	7440-47-3	ug/l	NA	NA	NA	NA	2.0 B			
Cobalt	-	7440-48-4	ug/l	NA	NA	NA	NA	1.3 U			
Copper	200 ST	7440-50-8	ug/l	NA	NA	NA	NA	3.8 B			
Iron	300 ST	7439-89-6	ug/l	49100	51400	51000	48600	44500			
Lead	25 ST	7439-92-1	ug/l	4.1	1.3 U	1.1 U	2.4 B	1.5 U			
Magnesium	35000 GV	7439-95-4	ug/l	12100	14100	13700	12100	12800			
Manganese	300 ST	7439-96-5	ug/l	3000	3230	3140	2810	2730			
Mercury	0.7 ST	7439-97-6	ug/l	NA	NA	NA	NA	0.1U			
Nickel	100 ST	7440-02-0	ug/l	NA	NA	NA	NA	1.8 B			
Potassium	-	7440-09-7	ug/l	16900	20100	21800	20500	21300			
Selenium	10 ST	7782-49-2	ug/l	NA	NA	NA	NA	1.7 U			
Silver	50 ST	7440-22-4	ug/l	NA	NA	NA	NA	0.38 U			
Sodium	20000 ST	7440-23-5	ug/l	36200	41600	40800	41400	47200			
Thallium	0.5 GV	7440-28-0	ug/l	NA	NA	NA	NA	2.9 U			
Vanadium	-	7440-62-2	ug/l	NA	NA	NA	NA	1.4 U			
Zinc	2000 ST	7440-66-6	ug/l	NA	NA	NA	NA	50.8			
Cyanide	200 ST	0057-12-5	ug/l	NA	NA	NA	NA	10.0 U			
Iron + Manganese	500 ST*	-	ug/l	52100	54630	54140	51410	47230			

NOTES:

NS: Not sampled

ST*: Standard for the sum of iron and manganese is 500 ug/l

: Concentration exceeds Standard/Guidance Value

U: Analyzed for but not detected, value shown is instrument detection limit

NA: Not analyzed

B: Compound detected above instrument detection

limit but below contract required detection limit

Appendix A-2

SONIA ROAD LANDFILL
POST CLOSURE GROUNDWATER MONITORING PROGRAM
HISTORIC AND CURRENT SAMPLE RESULTS
INORGANIC PARAMETERS

CONSTITUENT	NYSDEC Class GA Groundwater Standards/Guidance Values	CAS #	SITE: DATE: UNITS:	MW-05D 10/29/97 (ug/l)	MW-05D 12/8/00 (ug/l)	MW-05D 2/2/01 (ug/l)	MW-05D 8/23/02 (ug/l)	MW-05D 11/22/02 (ug/l)	MW-05D 3/7/03 (ug/l)	MW-05D 6/3/03 (ug/l)	MW-05D 8/25/03 (ug/l)
Aluminum	-	7429-90-5	ug/l	241	12.2 U	11.8 U	NA	365	NA	NA	20.8 B
Antimony	3 GV	7440-36-0	ug/l	3 U	1.7 U	12.3 U	NA	3.1 U	NA	NA	3.5 U
Arsenic	25 ST	7440-38-2	ug/l	2.4 U	2.5 U	1.9 U	NA	4.5 U	NA	NA	3.2 U
Barium	1000 ST	7440-39-3	ug/l	117	206	190	NA	53.9 B	NA	NA	28.3 B
Beryllium	3 GV	7440-41-7	ug/l	0.17	0.1 U	0.17	NA	0.4 U	NA	NA	0.20 U
Boron	1000 ST	7440-42-8	ug/l	NA	324	292	NA	83.1 B	NA	NA	57.8 B
Cadmium	5 ST	7440-43-9	ug/l	0.3	0.77	0.69	0.30 B	0.5 U	0.10 U	0.25 B	0.30 U
Calcium	-	7440-70-2	ug/l	47300	107000	99900	39500	36900	33700	27800	21600
Chromium Hexavalent	50 ST	18540-29-9	ug/l	20 U	20 U	20 U	NA	20 U	NA	NA	20 U
Chromium Total	50 ST	7440-47-3	ug/l	2.9	3.5 U	0.85	NA	2.3 B	NA	NA	0.70 U
Cobalt	-	7440-48-4	ug/l	4.6	5.3	4.6	NA	1.6 B	NA	NA	2.1 U
Copper	200 ST	7440-50-8	ug/l	4.8	6.3	4.6	NA	4.9 B	NA	NA	1.2 B
Iron	300 ST	7439-89-6	ug/l	374	101	23.2	763	751	122	60.6 B	53.8 B
Lead	25 ST	7439-92-1	ug/l	1.2	2.1	1.1 U	0.80 U	8.1	1.5 U	1.5 U	0.80 U
Magnesium	35000 GV	7439-95-4	ug/l	12400	26200	23300	7740	7250	8000	6820	4800 B
Manganese	300 ST	7439-96-5	ug/l	17200	21300	17500	8380	8390	7900	7010	5130
Mercury	0.7 ST	7439-97-6	ug/l	0.1 U	0.1 U	0.1 U	NA	0.1 U	NA	NA	0.1 U
Nickel	100 ST	7440-02-0	ug/l	5.1	7.7	6.7	NA	3.5 B	NA	NA	1.5 U
Potassium	-	7440-09-7	ug/l	20200	33100	33000	13500	11100	9080	8860	5700
Selenium	10 ST	7782-49-2	ug/l	2.8 U	9.3	7.4	NA	3.6 B	NA	NA	3.8 U
Silver	50 ST	7440-22-4	ug/l	0.9 U	5.5	2.9	NA	1 U	NA	NA	1 U
Sodium	20000 ST	7440-23-5	ug/l	26500	62500	43400	30300	30100	24700	19400	13700
Thallium	0.5 GV	7440-28-0	ug/l	2.6 U	4.6 U	2.8 U	NA	4.2 U	NA	NA	2.5 U
Vanadium	-	7440-62-2	ug/l	1.2 U	0.7 U	1.7 U	NA	1.1 B	NA	NA	1.8 U
Zinc	2000 ST	7440-66-6	ug/l	283	18.7	6	NA	193	NA	NA	12 B
Cyanide	200 ST	0057-12-5	ug/l	10 U	10 U	5 U	NA	10 U	NA	NA	10 U
Iron + Manganese	500 ST*	-	ug/l	17574	21401	17523.2	9143	9141	8022	7070.6	5183.8

NOTES:

NS: Not sampled

ST*: Standard for the sum of iron and manganese is 500 ug/l

U: Concentration exceeds Standard/Guidance Value

U: Analyzed for but not detected, value shown is instrument detection limit

NA: Not analyzed

B: Compound detected above instrument detection
limit but below contract required detection limit

Appendix A-2

SONIA ROAD LANDFILL
POST CLOSURE GROUNDWATER MONITORING PROGRAM
HISTORIC AND CURRENT SAMPLE RESULTS
INORGANIC PARAMETERS

CONSTITUENT	NYSDEC Class GA Groundwater Standards/Guidance Values	CAS #	SITE: DATE: UNITS:	MW-05D 11/12/03 (ug/l)	MW-05D 3/2/04 (ug/l)	MW-05D 5/25/04 (ug/l)	MW-05D 8/23/04 (ug/l)	MW-05D 11/10/04 (ug/l)	MW-05D 3/2/05 (ug/l)	MW-05D 5/31/05 (ug/l)	MW-05D 8/26/05 (ug/l)
Aluminum	-	7429-90-5	ug/l	NA	NA	32 B	NA	NA	80.8 B	NA	NA
Antimony	3 GV	7440-36-0	ug/l	NA	NA	1.6 U	NA	NA	3.6 U	NA	NA
Arsenic	25 ST	7440-38-2	ug/l	NA	NA	2.1 U	NA	NA	2.5 U	NA	NA
Barium	1000 ST	7440-39-3	ug/l	NA	NA	24.3 B	NA	NA	28.7 B	NA	NA
Beryllium	3 GV	7440-41-7	ug/l	NA	NA	0.14 B	NA	NA	0.19 U	NA	NA
Boron	1000 ST	7440-42-8	ug/l	NA	NA	38 B	NA	NA	49.8 B	NA	NA
Cadmium	5 ST	7440-43-9	ug/l	0.3 U	0.25 B	0.5 B	0.30 B	0.23 B	0.32 B	0.37 U	0.65 U
Calcium	-	7440-70-2	ug/l	20400	26000	17600	19900	20800	21800	19400	20100
Chromium Hexavalent	50 ST	18540-29-9	ug/l	NA	NA	20 U	NA	NA	20 U	NA	NA
Chromium Total	50 ST	7440-47-3	ug/l	NA	NA	1.9 B	NA	NA	1.4 B	NA	NA
Cobalt	-	7440-48-4	ug/l	NA	NA	1.5 B	NA	NA	1.8 B	NA	NA
Copper	200 ST	7440-50-8	ug/l	NA	NA	1.3 B	NA	NA	1.9 B	NA	NA
Iron	300 ST	7439-89-6	ug/l	257	893	99.9 B	35.6 B	32.8 B	43.6 B	6.7 B	61.2 B
Lead	25 ST	7439-92-1	ug/l	2.5 B	1.5 B	1.1 B	1.2 U	1.4 B	1.1 U	1.2 U	1.7 U
Magnesium	35000 GV	7439-95-4	ug/l	4110 B	5030	3630 B	3700 B	4040 B	4190 B	3730 B	3610 B
Manganese	300 ST	7439-96-5	ug/l	3570	3750	4750	5280	6200	6430	5710	6590
Mercury	0.7 ST	7439-97-6	ug/l	NA	NA	0.1 U	NA	NA	0.1 U	NA	NA
Nickel	100 ST	7440-02-0	ug/l	NA	NA	2.1 B	NA	NA	1.7 B	NA	NA
Potassium	-	7440-09-7	ug/l	6410	8980	5710	6430	6870	6490	5640	4490 B
Selenium	10 ST	7782-49-2	ug/l	NA	NA	1.8 U	NA	NA	3.0 U	NA	NA
Silver	50 ST	7440-22-4	ug/l	NA	NA	0.5 U	NA	NA	0.88 B	NA	NA
Sodium	20000 ST	7440-23-5	ug/l	12500	21100	12800	14200	14100	14800	13500	13300
Thallium	0.5 GV	7440-28-0	ug/l	NA	NA	1.9 U	NA	NA	2.7 U	NA	NA
Vanadium	-	7440-62-2	ug/l	NA	NA	1 U	NA	NA	1.8 U	NA	NA
Zinc	2000 ST	7440-66-6	ug/l	NA	NA	14.7 B	NA	NA	45.3	NA	NA
Cyanide	200 ST	0057-12-5	ug/l	NA	NA	10 U	NA	NA	10 U	NA	NA
Iron + Manganese	500 ST*	-	ug/l	3827	4643	4849.9	5315.6	6232.8	6473.6	5716.7	6651.2

NOTES:

NS: Not sampled

ST*: Standard for the sum of iron and manganese is 500 ug/l

U: Analyzed for but not detected, value shown is instrument detection limit

NA: Not analyzed

B: Compound detected above instrument

limit but below contract required detection limit

Appendix A-2

SONIA ROAD LANDFILL
POST CLOSURE GROUNDWATER MONITORING PROGRAM
HISTORIC AND CURRENT SAMPLE RESULTS
INORGANIC PARAMETERS

CONSTITUENT	NYSDEC Class GA Groundwater Standards/Guidance Values	CAS #	SITE: DATE: UNITS:	MW-05D	MW-05D	MW-05D	MW-05D	MW-05D	MW-05D	MW-05D	MW-05D
				11/30/05 (ug/l)	3/1/06 (ug/l)	5/18/06 (ug/l)	8/9/06 (ug/l)	11/30/06 (ug/l)	(ug/l)	(ug/l)	(ug/l)
Aluminum	-	7429-90-5	ug/l	NA	NA	NA	NA	56.6 B			
Antimony	3 GV	7440-36-0	ug/l	NA	NA	NA	NA	3.5 B			
Arsenic	25 ST	7440-38-2	ug/l	NA	NA	NA	NA	2.9 U			
Barium	1000 ST	7440-39-3	ug/l	NA	NA	NA	NA	79.6 B			
Beryllium	3 GV	7440-41-7	ug/l	NA	NA	NA	NA	0.17 U			
Boron	1000 ST	7440-42-8	ug/l	NA	NA	NA	NA	61.3 B			
Cadmium	5 ST	7440-43-9	ug/l	0.43 U	0.31 B	0.35 B	1.1 B	1.1 B			
Calcium	-	7440-70-2	ug/l	19700	21600	22000	52000	45700			
Chromium Hexavalent	50 ST	18540-29-9	ug/l	NA	NA	NA	NA	0.02 U			
Chromium Total	50 ST	7440-47-3	ug/l	NA	NA	NA	NA	2.0 B			
Cobalt	-	7440-48-4	ug/l	NA	NA	NA	NA	3.4 B			
Copper	200 ST	7440-50-8	ug/l	NA	NA	NA	NA	2.8 B			
Iron	300 ST	7439-89-6	ug/l	10 U	34.9 B	24.0 B	56.4 B	122			
Lead	25 ST	7439-92-1	ug/l	1.6 U	1.3 U	1.9 U	1.9 U	1.5 U			
Magnesium	35000 GV	7439-95-4	ug/l	3560 B	4200 B	4020 B	9300	10100			
Manganese	300 ST	7439-96-5	ug/l	6750	7260	8090	17500	16400			
Mercury	0.7 ST	7439-97-6	ug/l	NA	NA	NA	NA	0.1 U			
Nickel	100 ST	7440-02-0	ug/l	NA	NA	NA	NA	7.7 B			
Potassium	-	7440-09-7	ug/l	4660 B	6370	5510	9040	9330			
Selenium	10 ST	7782-49-2	ug/l	NA	NA	NA	NA	1.7 U			
Silver	50 ST	7440-22-4	ug/l	NA	NA	NA	NA	0.38 U			
Sodium	20000 ST	7440-23-5	ug/l	12900	13900	15300	28600	40900			
Thallium	0.5 GV	7440-28-0	ug/l	NA	NA	NA	NA	4.0 B			
Vanadium	-	7440-62-2	ug/l	NA	NA	NA	NA	1.4 U			
Zinc	2000 ST	7440-66-6	ug/l	NA	NA	NA	NA	71.2			
Cyanide	200 ST	0057-12-5	ug/l	NA	NA	NA	NA	10.0 U			
Iron + Manganese	500 ST*	-	ug/l	6750	7294.9	8114	17556.4	16522			

NOTES:

NS: Not sampled

U: Concentration exceeds Standard/Guidance Value

U: Analyzed for but not detected, value shown is instrument detection limit

NA: Not analyzed

B: Compound detected above instrument detection

limit but below contract required detection limit

ST*: Standard for the sum of iron and manganese is 500 ug/l

Appendix A-2

**SONIA ROAD LANDFILL
POST CLOSURE GROUNDWATER MONITORING PROGRAM
HISTORIC AND CURRENT SAMPLE RESULTS
INORGANIC PARAMETERS**

CONSTITUENT	NYSDEC Class GA Standards/Guidance Values	CAS #	SITE: DATE: UNITS:	MW-051 10/29/97 (ug/l)	MW-051 12/8/00 (ug/l)	MW-051 2/2/01 (ug/l)	MW-051 8/23/02 (ug/l)	MW-051 11/22/02 (ug/l)	MW-051 3/7/03 (ug/l)	MW-051 6/3/03 (ug/l)	MW-051 8/25/03 (ug/l)
Aluminum	-	7429-90-5	ug/l	330	12.2 U	15.8	NA	287	NA	NA	143 B
Antimony	3 GV	7440-36-0	ug/l	3 U	1.7 U	12.3 U	NA	3.1 U	NA	NA	3.5 U
Arsenic	25 ST	7440-38-2	ug/l	4.3	3.5	5.5	NA	4.5 U	NA	NA	3.2 U
Barium	1000 ST	7440-39-3	ug/l	17.8	50.4	57.7	NA	43.2 B	NA	NA	50.5 B
Beryllium	3 GV	7440-41-7	ug/l	0.1	0.1 U	0.1 U	NA	0.4 U	NA	NA	0.20 U
Boron	1000 ST	7440-42-8	ug/l	NA	176	138	NA	86 B	NA	NA	99.8 B
Cadmium	5 ST	7440-43-9	ug/l	0.3 U	0.4 U	0.36	0.1 U	0.5 U	0.1 U	0.10 U	0.30 U
Calcium	-	7440-70-2	ug/l	8280	39200	45300	28100	34500	36700	36000	34500
Chromium Hexavalent	50 ST	18540-29-9	ug/l	20 U	20 U	20 U	NA	20 U	NA	NA	20 U
Chromium Total	50 ST	7440-47-3	ug/l	3.3	3.5 U	0.6 U	NA	2.1 B	NA	NA	1.4 B
Cobalt	-	7440-48-4	ug/l	1.1 U	0.9 U	1.7 U	NA	1 U	NA	NA	2.1 U
Copper	200 ST	7440-50-8	ug/l	2.5	1.5 U	1.5 U	NA	2.3 B	NA	NA	3.8 B
Iron	300 ST	7439-89-6	ug/l	7250	14600	15400	7070	9080	10300	10900	4990
Lead	25 ST	7439-92-1	ug/l	3	1.4 U	1.1 U	3.5	2.9 B	1.5 U	1.5 U	1.6 B
Magnesium	35000 GV	7439-95-4	ug/l	1260	6780	8460	5000 B	5940	6570	6110	5460
Manganese	300 ST	7439-96-5	ug/l	1080	1160	1380	1130	1150	1270	1370	1170
Mercury	0.7 ST	7439-97-6	ug/l	0.1 U	0.1 U	0.1 U	NA	0.1 U	NA	NA	0.10 U
Nickel	100 ST	7440-02-0	ug/l	3.6	1.9 U	1.4 U	NA	1.8 B	NA	NA	1.6 B
Potassium	-	7440-09-7	ug/l	4820	14900	15300	9360	8270	14400	15400	12900
Selenium	10 ST	7782-49-2	ug/l	2.8 U	2.1	1.6	NA	2.4 U	NA	NA	3.8 U
Silver	50 ST	7440-22-4	ug/l	0.9 U	1.1	1.6 U	NA	1 U	NA	NA	1 U
Sodium	20000 ST	7440-23-5	ug/l	12500	20100	24100	17500	23600	27900	24000	20700
Thallium	0.5 GV	7440-28-0	ug/l	2.6 U	2.3 U	2.8 U	NA	4.2 U	NA	NA	2.5 U
Vanadium	-	7440-62-2	ug/l	1.2 U	0.7 U	1.7 U	NA	0.67 B	NA	NA	1.8 U
Zinc	2000 ST	7440-66-6	ug/l	95.3	4.6	3.6 U	NA	57.4	NA	NA	149
Cyanide	200 ST	0057-12-5	ug/l	10 U	10 U	5 U	NA	10 U	NA	NA	10 U
Iron + Manganese	500 ST*	-	ug/l	8330	15760	16780	8200	10230	11570	12270	6160

NOTES:

NS: Not sampled

ST*: Standard for the sum of iron and manganese is 500 ug/l

: Concentration exceeds Standard/Guidance Value

U: Analyzed for but not detected, value shown is instrument detection limit

NA: Not analyzed

B: Compound detected above instrument detection

limit but below contract required detection limit

Appendix A-2

SONIA ROAD LANDFILL
POST CLOSURE GROUNDWATER MONITORING PROGRAM
HISTORIC AND CURRENT SAMPLE RESULTS
INORGANIC PARAMETERS

CONSTITUENT	NYSDEC Class GA Groundwater Standards/Guidance Values	CAS #	SITE: DATE: UNITS:	MW-051 11/12/03 (ug/l)	MW-051 3/2/04 (ug/l)	MW-051 5/25/04 (ug/l)	MW-051 8/23/04 (ug/l)	MW-051 11/10/04 (ug/l)	MW-051 3/2/05 (ug/l)	MW-051 5/31/05 (ug/l)	MW-051 8/29/05 (ug/l)
Aluminum	-	7429-90-5	ug/l	NA	NA	49 B	NA	NA	98.6 B	NA	NA
Antimony	3 GV	7440-36-0	ug/l	NA	NA	2.3 B	NA	NA	3.6 U	NA	NA
Arsenic	25 ST	7440-38-2	ug/l	NA	NA	7 B	NA	NA	5.6 B	NA	NA
Barium	1000 ST	7440-39-3	ug/l	NA	NA	83.3 B	NA	NA	85.6 B	NA	NA
Beryllium	3 GV	7440-41-7	ug/l	NA	NA	0.1 U	NA	NA	0.19 U	NA	NA
Boron	1000 ST	7440-42-8	ug/l	NA	NA	139 B	NA	NA	132	NA	NA
Cadmium	5 ST	7440-43-9	ug/l	0.3 U	0.20 U	0.56 B	0.30 U	0.23 U	0.46 B	0.37 U	0.65 U
Calcium	-	7440-70-2	ug/l	43700	48100	49000	40200	55000	53400	51600	59200
Chromium Hexavalent	50 ST	18540-29-9	ug/l	NA	NA	20 U	NA	NA	20 U	NA	NA
Chromium Total	50 ST	7440-47-3	ug/l	NA	NA	0.6 U	NA	NA	0.63 U	NA	NA
Cobalt	-	7440-48-4	ug/l	NA	NA	0.9 U	NA	NA	1.3 U	NA	NA
Copper	200 ST	7440-50-8	ug/l	NA	NA	0.9 U	NA	NA	1.1 U	NA	NA
Iron	300 ST	7439-89-6	ug/l	14500	9820	11300	13400	20100	18200	17400	19200
Lead	25 ST	7439-92-1	ug/l	1.1 U	0.70 U	0.7 U	1.2 U	1.1 U	1.1 U	1.2 U	2.7 B
Magnesium	35000 GV	7439-95-4	ug/l	7340	8540	9360	6720	9750	9810	9170	8740
Manganese	300 ST	7439-96-5	ug/l	1360	883	1170	967	1260	909	899	1260
Mercury	0.7 ST	7439-97-6	ug/l	NA	NA	0.1 U	NA	NA	0.1 U	NA	NA
Nickel	100 ST	7440-02-0	ug/l	NA	NA	1.1 U	NA	NA	1.2 U	NA	NA
Potassium	-	7440-09-7	ug/l	22300	25500	21500	20300	23900	22300	19600	16300
Selenium	10 ST	7782-49-2	ug/l	NA	NA	1.8 U	NA	NA	3.0 U	NA	NA
Silver	50 ST	7440-22-4	ug/l	NA	NA	0.5 U	NA	NA	0.75 U	NA	NA
Sodium	20000 ST	7440-23-5	ug/l	34400	36400	29700	25300	28000	25500	25400	28500
Thallium	0.5 GV	7440-28-0	ug/l	NA	NA	1.9 U	NA	NA	2.7 U	NA	NA
Vanadium	-	7440-62-2	ug/l	NA	NA	1 U	NA	NA	1.8 U	NA	NA
Zinc	2000 ST	7440-66-6	ug/l	NA	NA	24.9 B	NA	NA	52.8	NA	NA
Cyanide	200 ST	0057-12-5	ug/l	NA	NA	10 U	NA	NA	10 U	NA	NA
Iron + Manganese	500 ST*	-	ug/l	15860	10703	12470	14367	21360	19109	18299	20460

NOTES:

NS: Not sampled

ST*: Standard for the sum of iron and manganese is 500 ug/l

U: Analyzed for but not detected, value shown is instrument detection limit

NA: Not analyzed

B: Compound detected above instrument detection

limit but below contract required detection limit

Appendix A-2

SONIA ROAD LANDFILL
POST CLOSURE GROUNDWATER MONITORING PROGRAM
HISTORIC AND CURRENT SAMPLE RESULTS
INORGANIC PARAMETERS

CONSTITUENT	NYSDEC Class GA Groundwater Standards/Guidance Values	CAS #	SITE: DATE: UNITS:	MW-051 11/30/05 (ug/l)	MW-051 3/1/06 (ug/l)	MW-051 5/18/06 (ug/l)	MW-051 8/9/06 (ug/l)	MW-051 11/30/06 (ug/l)	MW-051 (ug/l)	MW-051 (ug/l)	MW-051 (ug/l)
Aluminum	-	7429-90-5	ug/l	NA	NA	NA	NA	51.9 B			
Antimony	3 GV	7440-36-0	ug/l	NA	NA	NA	NA	3.2 U			
Arsenic	25 ST	7440-38-2	ug/l	NA	NA	NA	NA	7.0 B			
Barium	1000 ST	7440-39-3	ug/l	NA	NA	NA	NA	44.5 B			
Beryllium	3 GV	7440-41-7	ug/l	NA	NA	NA	NA	0.17 U			
Boron	1000 ST	7440-42-8	ug/l	NA	NA	NA	NA	85.2 B			
Cadmium	5 ST	7440-43-9	ug/l	0.43 U	0.26 U	0.34 U	0.34 U	0.28 U			
Calcium	-	7440-70-2	ug/l	73800	49200	61700	66600	41200			
Chromium Hexavalent	50 ST	18540-29-9	ug/l	NA	NA	NA	NA	0.02 U			
Chromium Total	50 ST	7440-47-3	ug/l	NA	NA	NA	NA	0.87 B			
Cobalt	-	7440-48-4	ug/l	NA	NA	NA	NA	1.3 U			
Copper	200 ST	7440-50-8	ug/l	NA	NA	NA	NA	3.0 B			
Iron	300 ST	7439-89-6	ug/l	22600	15500	19100	22700	13900			
Lead	25 ST	7439-92-1	ug/l	1.6 U	1.3 U	1.9 U	1.9 U	1.5 U			
Magnesium	35000 GV	7439-95-4	ug/l	9560	7510	7360	8960	5770			
Manganese	300 ST	7439-96-5	ug/l	1500	1010	1200	1900	1670			
Mercury	0.7 ST	7439-97-6	ug/l	NA	NA	NA	NA	0.1U			
Nickel	100 ST	7440-02-0	ug/l	NA	NA	NA	NA	1.8 U			
Potassium	-	7440-09-7	ug/l	17500	18300	19500	20900	12700			
Selenium	10 ST	7782-49-2	ug/l	NA	NA	NA	NA	1.7 U			
Silver	50 ST	7440-22-4	ug/l	NA	NA	NA	NA	0.38 U			
Sodium	20000 ST	7440-23-5	ug/l	37100	26200	30100	34600	24000			
Thallium	0.5 GV	7440-28-0	ug/l	NA	NA	NA	NA	2.9 U			
Vanadium	-	7440-62-2	ug/l	NA	NA	NA	NA	1.4 U			
Zinc	2000 ST	7440-66-6	ug/l	NA	NA	NA	NA	61.2			
Cyanide	200 ST	0057-12-5	ug/l	NA	NA	NA	NA	10.0 U			
Iron + Manganese	500 ST*	-	ug/l	24100	16510	20300	24600	15570			

NOTES:

NS: Not sampled

ST*: Standard for the sum of iron and manganese is 500 ug/l

: Concentration exceeds Standard/Guidance Value

U: Analyzed for but not detected, value shown is instrument detection limit

NA: Not analyzed

B: Compound detected above instrument detection
limit but below contract required detection limit

Appendix A-2

**SONIA ROAD LANDFILL
POST CLOSURE GROUNDWATER MONITORING PROGRAM
HISTORIC AND CURRENT SAMPLE RESULTS
INORGANIC PARAMETERS**

CONSTITUENT	NYSDEC Class GA Groundwater Standards/Guidance Values	CAS #	SITE: DATE: UNITS:	MW-05S 10/29/97 (ug/l)	MW-05S 12/8/00 (ug/l)	MW-05S 2/2/01 (ug/l)	MW-05S 8/23/02 (ug/l)	MW-05S 11/22/02 (ug/l)	MW-05S 3/7/03 (ug/l)	MW-05S 6/5/03 (ug/l)	MW-05S 8/25/03 (ug/l)
Aluminum	-	7429-90-5	ug/l	121	234	313	NA	540	NA	NA	534
Antimony	3 GV	7440-36-0	ug/l	3 U	1.7 U	12.3 U	NA	4.5 B	NA	NA	3.5 U
Arsenic	25 ST	7440-38-2	ug/l	2.4 U	2.5 U	1.9 U	NA	4.5 U	NA	NA	6.0 B
Barium	1000 ST	7440-39-3	ug/l	296	214	206	NA	164 B	NA	NA	326
Beryllium	3 GV	7440-41-7	ug/l	0.13	0.23	0.3	NA	0.4 U	NA	NA	0.59 B
Boron	1000 ST	7440-42-8	ug/l	NA	254	226	NA	153	NA	NA	376
Cadmium	5 ST	7440-43-9	ug/l	0.3 U	0.4 U	0.2 U	0.10 U	0.5 U	0.10 U	0.10 U	0.30 U
Calcium	-	7440-70-2	ug/l	105000	93500	90500	71800	74500	74600	78100	102000
Chromium Hexavalent	50 ST	18540-29-9	ug/l	20 U	20 U	20 U	NA	20 U	NA	NA	20 U
Chromium Total	50 ST	7440-47-3	ug/l	6.5	3.5 U	1.7	NA	6 U	NA	NA	1.5 B
Cobalt	-	7440-48-4	ug/l	1.3	0.9 U	1.7 U	NA	1 U	NA	NA	7.4 B
Copper	200 ST	7440-50-8	ug/l	0.7 U	1.5 U	1.5 U	NA	5.4 B	NA	NA	2.9 B
Iron	300 ST	7439-89-6	ug/l	32000	28300	29800	28300	26100	22700	28100	38000
Lead	25 ST	7439-92-1	ug/l	1.0 U	2.9	2.5	0.80 U	1.7 B	1.5 U	1.6 B	1.1 B
Magnesium	35000 GV	7439-95-4	ug/l	17900	13300	12900	8580	7910	9790	10100	14700
Manganese	300 ST	7439-96-5	ug/l	3370	3860	3940	5100	5260	5500	6320	3460
Mercury	0.7 ST	7439-97-6	ug/l	0.1 U	0.1 U	0.1 U	NA	0.1 U	NA	NA	0.10 U
Nickel	100 ST	7440-02-0	ug/l	4.6	1.9 U	1.4 U	NA	8.0 B	NA	NA	5.3 B
Potassium	-	7440-09-7	ug/l	20600	14000	14300	10600	9940	11500	11900	13000
Selenium	10 ST	7782-49-2	ug/l	2.8 U	3.1	2.4	NA	2.4 U	NA	NA	3.8 U
Silver	50 ST	7440-22-4	ug/l	0.9 U	2.1	1.6 U	NA	1 U	NA	NA	1 U
Sodium	20000 ST	7440-23-5	ug/l	35000	28500	27300	28300	27700	25900	25500	24500
Thallium	0.5 GV	7440-28-0	ug/l	2.6 U	2.3 U	2.8 U	NA	4.2 U	NA	NA	2.5 U
Vanadium	-	7440-62-2	ug/l	1.8	2.5	2.6	NA	3.6 B	NA	NA	1.9 B
Zinc	2000 ST	7440-66-6	ug/l	25	2.2 U	3.6 U	NA	33.9	NA	NA	112
Cyanide	200 ST	0057-12-5	ug/l	10 U	10 U	5 U	NA	10 U	NA	NA	10 U
Iron + Manganese	500 ST*	-	ug/l	35370	32160	33740	33400	31360	28200	34420	41460

NOTES:

NS: Not sampled

ST*: Standard for the sum of iron and manganese is 500 ug/l

: Concentration exceeds Standard/Guidance Value

U: Analyzed for but not detected, value shown is instrument detection limit

NA: Not analyzed

B: Compound detected above instrument detection

limit but below contract required detection limit

Appendix A-2

SONIA ROAD LANDFILL
POST CLOSURE GROUNDWATER MONITORING PROGRAM
HISTORIC AND CURRENT SAMPLE RESULTS
INORGANIC PARAMETERS

CONSTITUENT	NYSDEC Class GA Groundwater Standards/Guidance Values	CAS #	SITE: DATE: UNITS:	MW-05S 11/12/03 (ug/l)	MW-05S 3/2/04 (ug/l)	MW-05S 5/25/04 (ug/l)	MW-05S 8/23/04 (ug/l)	MW-05S 11/10/04 (ug/l)	MW-05S 3/2/05 (ug/l)	MW-05S 5/31/05 (ug/l)	MW-05S 8/29/05 (ug/l)
Aluminum	-	7429-90-5	ug/l	NA	NA	721	NA	NA	214	NA	NA
Antimony	3 GV	7440-36-0	ug/l	NA	NA	1.6 U	NA	NA	3.6 U	NA	NA
Arsenic	25 ST	7440-38-2	ug/l	NA	NA	5 B	NA	NA	5.1 B	NA	NA
Barium	1000 ST	7440-39-3	ug/l	NA	NA	163 B	NA	NA	251	NA	NA
Beryllium	3 GV	7440-41-7	ug/l	NA	NA	0.68 B	NA	NA	0.41 B	NA	NA
Boron	1000 ST	7440-42-8	ug/l	NA	NA	122 B	NA	NA	158	NA	NA
Cadmium	5 ST	7440-43-9	ug/l	0.30 U	0.20 U	1.2 B	0.30 U	0.54 B	1.5 B	1.0 B	0.65 U
Calcium	-	7440-70-2	ug/l	102000	69500	49800	95800	86300	66900	88000	110000
Chromium Hexavalent	50 ST	18540-29-9	ug/l	NA	NA	20 U	NA	NA	20 U	NA	NA
Chromium Total	50 ST	7440-47-3	ug/l	NA	NA	2.5 B	NA	NA	0.91 B	NA	NA
Cobalt	-	7440-48-4	ug/l	NA	NA	14.7 B	NA	NA	11.3 B	NA	NA
Copper	200 ST	7440-50-8	ug/l	NA	NA	0.96 B	NA	NA	1.2 B	NA	NA
Iron	300 ST	7439-89-6	ug/l	23600	26000	31500	41500	29000	31600	45100	43300
Lead	25 ST	7439-92-1	ug/l	1.1 U	0.70 U	0.7 U	2.1 B	1.1 U	1.1 U	1.2 U	3.4
Magnesium	35000 GV	7439-95-4	ug/l	14200	9650	7280	12100	10900	9740	12200	14400
Manganese	300 ST	7439-96-5	ug/l	6780	4570	2570	4600	5910	3460	4940	5370
Mercury	0.7 ST	7439-97-6	ug/l	NA	NA	0.1 U	NA	NA	0.1 U	NA	NA
Nickel	100 ST	7440-02-0	ug/l	NA	NA	7.7 B	NA	NA	7.4 B	NA	NA
Potassium	-	7440-09-7	ug/l	14900	12500	8370	17000	14600	11900	16500	14400
Selenium	10 ST	7782-49-2	ug/l	NA	NA	1.8 U	NA	NA	3.0 U	NA	NA
Silver	50 ST	7440-22-4	ug/l	NA	NA	0.5 U	NA	NA	0.75 U	NA	NA
Sodium	20000 ST	7440-23-5	ug/l	27600	18600	14600	30300	29000	26700	36700	34900
Thallium	0.5 GV	7440-28-0	ug/l	NA	NA	1.9 U	NA	NA	2.7 U	NA	NA
Vanadium	-	7440-62-2	ug/l	NA	NA	1 U	NA	NA	2 B	NA	NA
Zinc	2000 ST	7440-66-6	ug/l	NA	NA	25 B	NA	NA	62.9	NA	NA
Cyanide	200 ST	0057-12-5	ug/l	NA	NA	10 U	NA	NA	10 U	NA	NA
Iron + Manganese	500 ST*	-	ug/l	30380	30570	34070	46100	34910	35060	50040	48670

NOTES:

NS: Not sampled

ST*: Standard for the sum of iron and manganese is 500 ug/l

U: Concentration exceeds Standard/Guidance Value

NA: Analyzed for but not detected, value shown is instrument detection limit

NA: Not analyzed

B: Compound detected above instrument detection

limit but below contract required detection limit

Appendix A-2

SONIA ROAD LANDFILL
POST CLOSURE GROUNDWATER MONITORING PROGRAM
HISTORIC AND CURRENT SAMPLE RESULTS
INORGANIC PARAMETERS

CONSTITUENT	NYSDEC Class GA Groundwater Standards/Guidance Values	CAS #	SITE: DATE: UNITS:	MW-05S 11/30/05 (ug/l)	MW-05S 3/1/06 (ug/l)	MW-05S 5/18/06 (ug/l)	MW-05S 8/9/06 (ug/l)	MW-05S 11/30/06 (ug/l)	MW-05S (ug/l)	MW-05S (ug/l)	MW-05S (ug/l)
Aluminum	-	7429-90-5	ug/l	NA	NA	NA	NA	55.8 B			
Antimony	3 GV	7440-36-0	ug/l	NA	NA	NA	NA	3.2 U			
Arsenic	25 ST	7440-38-2	ug/l	NA	NA	NA	NA	4.0 B			
Barium	1000 ST	7440-39-3	ug/l	NA	NA	NA	NA	336			
Beryllium	3 GV	7440-41-7	ug/l	NA	NA	NA	NA	0.17 U			
Boron	1000 ST	7440-42-8	ug/l	NA	NA	NA	NA	268 B			
Cadmium	5 ST	7440-43-9	ug/l	0.43 U	0.26 U	0.34 U	0.34 U	0.28 U			
Calcium	-	7440-70-2	ug/l	129000	141000	125000	122000	112000			
Chromium Hexavalent	50 ST	18540-29-9	ug/l	NA	NA	NA	NA	0.02 U			
Chromium Total	50 ST	7440-47-3	ug/l	NA	NA	NA	NA	2.4 B			
Cobalt	-	7440-48-4	ug/l	NA	NA	NA	NA	5.9 B			
Copper	200 ST	7440-50-8	ug/l	NA	NA	NA	NA	2.0 B			
Iron	300 ST	7439-89-6	ug/l	44200	35400	34200	41000	44600			
Lead	25 ST	7439-92-1	ug/l	1.6 U	1.3 U	3.4	1.9 U	1.5 U			
Magnesium	35000 GV	7439-95-4	ug/l	16900	20300	15700	14600	14000			
Manganese	300 ST	7439-96-5	ug/l	6050	4640	5130	6240	4790			
Mercury	0.7 ST	7439-97-6	ug/l	NA	NA	NA	NA	0.1U			
Nickel	100 ST	7440-02-0	ug/l	NA	NA	NA	NA	4.5 B			
Potassium	-	7440-09-7	ug/l	17700	23700	18600	17800	18200			
Selenium	10 ST	7782-49-2	ug/l	NA	NA	NA	NA	1.7 U			
Silver	50 ST	7440-22-4	ug/l	NA	NA	NA	NA	0.71 B			
Sodium	20000 ST	7440-23-5	ug/l	36500	43800	36800	33700	39700			
Thallium	0.5 GV	7440-28-0	ug/l	NA	NA	NA	NA	2.9 U			
Vanadium	-	7440-62-2	ug/l	NA	NA	NA	NA	1.7 B			
Zinc	2000 ST	7440-66-6	ug/l	NA	NA	NA	NA	17.3 B			
Cyanide	200 ST	0057-12-5	ug/l	NA	NA	NA	NA	10.0 U			
Iron + Manganese	500 ST*	-	ug/l	50250	40040	39330	47240	49390			

NOTES:

NS: Not sampled

ST*: Standard for the sum of iron and manganese is 500 ug/l

Concentration exceeds Standard/Guidance Value

U: Analyzed for but not detected, value shown is instrument detection limit

NA: Not analyzed

B: Compound detected above instrument detection
limit but below contract required detection limit

Appendix A-2

SONIA ROAD LANDFILL
POST CLOSURE GROUNDWATER MONITORING PROGRAM
HISTORIC AND CURRENT SAMPLE RESULTS
INORGANIC PARAMETERS

CONSTITUENT	NYSDEC Class GA Groundwater Standards/Guidance Values	CAS #	SITE: DATE: UNITS:	MW-06D 10/28/97 (ug/l)	MW-06D 12/5/00 (ug/l)	MW-06D 1/31/01 (ug/l)	MW-06D 8/22/02 (ug/l)	MW-06D 11/20/02 (ug/l)	MW-06D 3/5/03 (ug/l)	MW-06D 6/5/03 (ug/l)	MW-06D 8/22/03 (ug/l)
Aluminum	-	7429-90-5	ug/l	320	12.2 U	14.9	NA	19.3 B	NA	NA	17.2 B
Antimony	3 GV	7440-36-0	ug/l	3 U	1.7 U	12.3 U	NA	4.6 B	NA	NA	3.5 U
Arsenic	25 ST	7440-38-2	ug/l	3.2	2.5 U	1.9 U	NA	4.5 U	NA	NA	3.2 U
Barium	1000 ST	7440-39-3	ug/l	15.1	23.8 B	20.1	NA	19 B	NA	NA	20.4 B
Beryllium	3 GV	7440-41-7	ug/l	0.1 U	0.1 U	0.1 U	NA	0.4 U	NA	NA	0.20 U
Boron	1000 ST	7440-42-8	ug/l	NA	44.7 B	63.6	NA	63.2 B	NA	NA	54.9 B
Cadmium	5 ST	7440-43-9	ug/l	0.3 U	0.4 U	0.2 U	0.16 B	0.5 U	0.10 U	0.10 U	0.30 U
Calcium	-	7440-70-2	ug/l	5070	4640 B	4290	7740	6460	7600	6200	5050
Chromium Hexavalent	50 ST	18540-29-9	ug/l	20 U	20 U	20 U	NA	20 U	NA	NA	20 U
Chromium Total	50 ST	7440-47-3	ug/l	1.3	3.5 U	0.6 U	NA	1.5 B	NA	NA	0.70 U
Cobalt	-	7440-48-4	ug/l	6.6	5.7 B	5.3	NA	6.2 B	NA	NA	5.3 B
Copper	200 ST	7440-50-8	ug/l	2.5	2.1 B	1.5 U	NA	6.6 B	NA	NA	1.3 B
Iron	300 ST	7439-89-6	ug/l	5220	5040	4000	6820	4120	6150	5330	4360
Lead	25 ST	7439-92-1	ug/l	1.0 U	1.4 U	1.1 U	0.80 U	1.4 U	1.5 U	2.6 B	0.80 U
Magnesium	35000 GV	7439-95-4	ug/l	2040	1930 B	1800	4020 B	3300 B	3580 B	2740 B	2080 B
Manganese	300 ST	7439-96-5	ug/l	6800	8160	7680	12800	9440	11700	11200	8720
Mercury	0.7 ST	7439-97-6	ug/l	0.1 U	0.1 U	0.1 U	NA	0.1 U	NA	NA	0.1 U
Nickel	100 ST	7440-02-0	ug/l	3.3	2.3 B	2	NA	5.2 B	NA	NA	2.8 B
Potassium	-	7440-09-7	ug/l	1140	1220 B	1260	1560 B	1180 B	1540 B	1680 B	1140 B
Selenium	10 ST	7782-49-2	ug/l	2.8 U	4.3 B	2.9	NA	5.2	NA	NA	3.8 U
Silver	50 ST	7440-22-4	ug/l	0.9 U	2.4 B	1.8	NA	1 U	NA	NA	1 U
Sodium	20000 ST	7440-23-5	ug/l	11600	20400	17700	11800	11000	11400	10900	8960
Thallium	0.5 GV	7440-28-0	ug/l	2.6 U	2.3 U	2.8 U	NA	4.2 U	NA	NA	2.5 U
Vanadium	-	7440-62-2	ug/l	1.2 U	0.7 U	1.7 U	NA	0.63 B	NA	NA	1.8 U
Zinc	2000 ST	7440-66-6	ug/l	75.1	3.8 B	3.6 U	NA	31.8	NA	NA	8.8 B
Cyanide	200 ST	0057-12-5	ug/l	10 U	10 U	5 U	NA	10 U	NA	NA	10 U
Iron + Manganese	500 ST*	-	ug/l	12020	13200	11680	19620	13560	17850	16530	13080

NOTES:

NS: Not sampled

ST*: Standard for the sum of iron and manganese is 500 ug/l

Concentration exceeds Standard/Guidance Value

U: Analyzed for but not detected, value shown is instrument detection limit

NA: Not analyzed

B: Compound detected above instrument detection

limit but below contract required detection limit

Appendix A-2

**SONIA ROAD LANDFILL
POST CLOSURE GROUNDWATER MONITORING PROGRAM
HISTORIC AND CURRENT SAMPLE RESULTS
INORGANIC PARAMETERS**

CONSTITUENT	NYSDEC Class GA Groundwater Standards/Guidance Values	CAS #	SITE: DATE: UNITS:	MW-06D 11/11/03 (ug/l)	MW-06D 2/27/04 (ug/l)	MW-06D 5/24/04 (ug/l)	MW-06D 8/20/04 (ug/l)	MW-06D 11/9/04 (ug/l)	MW-06D 3/1/05 (ug/l)	MW-06D 5/27/05 (ug/l)	MW-06D 8/26/05 (ug/l)
Aluminum	-	7429-90-5	ug/l	NA	NA	87.6 B	NA	NA	105 B	NA	NA
Antimony	3 GV	7440-36-0	ug/l	NA	NA	1.6 U	NA	NA	3.6 U	NA	NA
Arsenic	25 ST	7440-38-2	ug/l	NA	NA	3.4 B	NA	NA	3.0 B	NA	NA
Barium	1000 ST	7440-39-3	ug/l	NA	NA	4 B	NA	NA	23.6 B	NA	NA
Beryllium	3 GV	7440-41-7	ug/l	NA	NA	0.1 U	NA	NA	0.34 B	NA	NA
Boron	1000 ST	7440-42-8	ug/l	NA	NA	55.8 B	NA	NA	57.8 B	NA	NA
Cadmium	5 ST	7440-43-9	ug/l	0.3 U	0.20 U	0.23 B	0.30 U	0.23 U	0.56 B	0.37 U	0.65 U
Calcium	-	7440-70-2	ug/l	5600	5820	6590	5290	5950	5600	5050	4940 B
Chromium Hexavalent	50 ST	18540-29-9	ug/l	NA	NA	20 U	NA	NA	20 U	NA	NA
Chromium Total	50 ST	7440-47-3	ug/l	NA	NA	0.96 B	NA	NA	2.2 B	NA	NA
Cobalt	-	7440-48-4	ug/l	NA	NA	0.9 B	NA	NA	5.9 B	NA	NA
Copper	200 ST	7440-50-8	ug/l	NA	NA	5.8 B	NA	NA	1.3 B	NA	NA
Iron	300 ST	7439-89-6	ug/l	5030	5120	1610	3580	4870	3360	1960	2970
Lead	25 ST	7439-92-1	ug/l	2.4 B	1.6 U	1.8 B	1.2 U	2.2 B	1.1 U	1.2 U	1.7 U
Magnesium	35000 GV	7439-95-4	ug/l	2390 B	2470 B	2530 B	2380 B	2490 B	2520 B	2440 B	2110 B
Manganese	300 ST	7439-96-5	ug/l	12500	10000	3730	8490	9160	9350	8530	9170
Mercury	0.7 ST	7439-97-6	ug/l	NA	NA	0.1 U	NA	NA	0.1 U	NA	NA
Nickel	100 ST	7440-02-0	ug/l	NA	NA	5.7 B	NA	NA	4.2 B	NA	NA
Potassium	-	7440-09-7	ug/l	1930 B	1340 B	1570 B	1440 B	1660 B	1590 B	1610 B	1180 B
Selenium	10 ST	7782-49-2	ug/l	NA	NA	1.8 U	NA	NA	3.0 B	NA	NA
Silver	50 ST	7440-22-4	ug/l	NA	NA	0.5 U	NA	NA	1.2 B	NA	NA
Sodium	20000 ST	7440-23-5	ug/l	8940	9980	7930	10100	9390	10100	10100	10200
Thallium	0.5 GV	7440-28-0	ug/l	NA	NA	1.9 U	NA	NA	2.7 U	NA	NA
Vanadium	-	7440-62-2	ug/l	NA	NA	1 U	NA	NA	1.8 U	NA	NA
Zinc	2000 ST	7440-66-6	ug/l	NA	NA	45.8	NA	NA	69.2	NA	NA
Cyanide	200 ST	0057-12-5	ug/l	NA	NA	10 U	NA	NA	10 U	NA	NA
Iron + Manganese	500 ST*	-	ug/l	17530	15120	5340	12070	14030	12710	10490	12140

NOTES:

NS: Not sampled

ST*: Standard for the sum of iron and manganese is 500 ug/l

: Concentration exceeds Standard/Guidance Value

U: Analyzed for but not detected, value shown is instrument detection limit

NA: Not analyzed

B: Compound detected above instrument detection

limit but below contract required detection limit

Appendix A-2

SONIA ROAD LANDFILL
POST CLOSURE GROUNDWATER MONITORING PROGRAM
HISTORIC AND CURRENT SAMPLE RESULTS
INORGANIC PARAMETERS

CONSTITUENT	NYSDEC Class GA Groundwater Standards/Guidance Values	CAS #	SITE: DATE: UNITS:	MW-06D 11/29/05 (ug/l)	MW-06D 2/28/06 (ug/l)	MW-06D 5/18/06 (ug/l)	MW-06D 8/9/06 (ug/l)	MW-06D 12/1/06 (ug/l)	MW-06D (ug/l)	MW-06D (ug/l)	MW-06D (ug/l)
Aluminum	-	7429-90-5	ug/l	NA	NA	NA	NA	17.5 B			
Antimony	3 GV	7440-36-0	ug/l	NA	NA	NA	NA	3.2 U			
Arsenic	25 ST	7440-38-2	ug/l	NA	NA	NA	NA	2.9 U			
Barium	1000 ST	7440-39-3	ug/l	NA	NA	NA	NA	25.9 B			
Beryllium	3 GV	7440-41-7	ug/l	NA	NA	NA	NA	0.17 U			
Boron	1000 ST	7440-42-8	ug/l	NA	NA	NA	NA	146 B			
Cadmium	5 ST	7440-43-9	ug/l	0.43 U	0.26 U	0.34 U	0.34 U	0.28 U			
Calcium	-	7440-70-2	ug/l	4360 B	4920 B	4870 B	4870 B	5120			
Chromium Hexavalent	50 ST	18540-29-9	ug/l	NA	NA	NA	NA	0.02 U			
Chromium Total	50 ST	7440-47-3	ug/l	NA	NA	NA	NA	0.92 B			
Cobalt	-	7440-48-4	ug/l	NA	NA	NA	NA	5.8 B			
Copper	200 ST	7440-50-8	ug/l	NA	NA	NA	NA	1.3 B			
Iron	300 ST	7439-89-6	ug/l	2590	2550	3010	2780	3270			
Lead	25 ST	7439-92-1	ug/l	2.1 B	1.3 U	2.4 B	1.9 U	1.5 U			
Magnesium	35000 GV	7439-95-4	ug/l	1870 B	2340 B	2110 B	2060 B	2420 B			
Manganese	300 ST	7439-96-5	ug/l	7620	7200	8320	7470	8320			
Mercury	0.7 ST	7439-97-6	ug/l	NA	NA	NA	NA	0.1U			
Nickel	100 ST	7440-02-0	ug/l	NA	NA	NA	NA	4.6 B			
Potassium	-	7440-09-7	ug/l	2050 B	1580 B	1200 B	1820 B	1440 B			
Selenium	10 ST	7782-49-2	ug/l	NA	NA	NA	NA	1.7 U			
Silver	50 ST	7440-22-4	ug/l	NA	NA	NA	NA	0.38 U			
Sodium	20000 ST	7440-23-5	ug/l	9940	11300	10600	8750	10300			
Thallium	0.5 GV	7440-28-0	ug/l	NA	NA	NA	NA	2.9 U			
Vanadium	-	7440-62-2	ug/l	NA	NA	NA	NA	1.4 U			
Zinc	2000 ST	7440-66-6	ug/l	NA	NA	NA	NA	44.0			
Cyanide	200 ST	0057-12-5	ug/l	NA	NA	NA	NA	10.0 U			
Iron + Manganese	500 ST*	-	ug/l	10210	9750	11330	10250	11590			

NOTES:

NS: Not sampled

ST*: Standard for the sum of iron and manganese is 500 ug/l

Concentration exceeds Standard/Guidance Value

U: Analyzed for but not detected, value shown is instrument detection limit

NA: Not analyzed

B: Compound detected above instrument detection
limit but below contract required detection limit

Appendix A-2

SONIA ROAD LANDFILL
POST CLOSURE GROUNDWATER MONITORING PROGRAM
HISTORIC AND CURRENT SAMPLE RESULTS
INORGANIC PARAMETERS

CONSTITUENT	NYSDEC Class GA Groundwater Standards/Guidance Values	CAS #	SITE: DATE: UNITS:	MW-061 10/28/97 (ug/l)	MW-061 12/5/00 (ug/l)	MW-061 2/1/01 (ug/l)	MW-061 8/21/02 (ug/l)	MW-061 11/21/02 (ug/l)	MW-061 3/5/03 (ug/l)	MW-061 6/5/03 (ug/l)	MW-061 8/22/03 (ug/l)
Aluminum	-	7429-90-5	ug/l	140	17.6 B	16.4	NA	38.8 B	NA	NA	14.2 B
Antimony	3 GV	7440-36-0	ug/l	3 U	1.7 U	12.3 U	NA	3.1 U	NA	NA	3.5 U
Arsenic	25 ST	7440-38-2	ug/l	4.3	2.5 U	2.6	NA	4.5 U	NA	NA	3.2 U
Barium	1000 ST	7440-39-3	ug/l	107	88.4 B	91.4	NA	39.9 B	NA	NA	51.5 B
Beryllium	3 GV	7440-41-7	ug/l	0.1	0.1 U	0.14	NA	0.4 U	NA	NA	0.2 U
Boron	1000 ST	7440-42-8	ug/l	NA	149	186	NA	209	NA	NA	357
Cadmium	5 ST	7440-43-9	ug/l	0.3 U	0.4 U	0.2 U	0.29 B	0.5 U	0.10 U	0.10 U	0.30 U
Calcium	-	7440-70-2	ug/l	33300	36900	36000	19700	19100	20500	20300	22400
Chromium Hexavalent	50 ST	18540-29-9	ug/l	20 U	20 U	20 U	NA	20 U	NA	NA	20 U
Chromium Total	50 ST	7440-47-3	ug/l	0.73	3.5 U	0.6 U	NA	1.5 B	NA	NA	0.70 U
Cobalt	-	7440-48-4	ug/l	6.4	3 B	2.3	NA	1.1 B	NA	NA	2.5 B
Copper	200 ST	7440-50-8	ug/l	3.9	2.6 B	1.5 U	NA	9.6 B	NA	NA	2.2 B
Iron	300 ST	7439-89-6	ug/l	6490	5150	3660	2660	1510	2320	1230	4740
Lead	25 ST	7439-92-1	ug/l	1	1.4 U	1.1 U	1.9 B	1.4 U	1.5 U	1.9 B	0.80 U
Magnesium	35000 GV	7439-95-4	ug/l	3810	4020 B	3680	1890 B	1980 B	1790 B	1970 B	2000 B
Manganese	300 ST	7439-96-5	ug/l	2100	805	807	383	277	392	278	843
Mercury	0.7 ST	7439-97-6	ug/l	0.1 U	0.1 U	0.1 U	NA	0.1 U	NA	NA	0.1 U
Nickel	100 ST	7440-02-0	ug/l	2	1.9 U	1.4 U	NA	2.7 B	NA	NA	1.5 B
Potassium	-	7440-09-7	ug/l	7680	8540	9670	5500	4310 B	5080	5200	5290
Selenium	10 ST	7782-49-2	ug/l	2.8 U	1.7 U	1.5 U	NA	2.4 U	NA	NA	3.8 U
Silver	50 ST	7440-22-4	ug/l	0.9 U	0.75 B	1.6 U	NA	1 U	NA	NA	1 U
Sodium	20000 ST	7440-23-5	ug/l	14000	19600	17400	10700	9230	9870	10000	11400
Thallium	0.5 GV	7440-28-0	ug/l	2.6 U	2.3 U	2.8 U	NA	4.2 U	NA	NA	2.5 U
Vanadium	-	7440-62-2	ug/l	1.2 U	0.7 U	1.7 U	NA	0.62 B	NA	NA	1.8 U
Zinc	2000 ST	7440-66-6	ug/l	61.4	5 B	3.6 U	NA	36.6	NA	NA	9.3 B
Cyanide	200 ST	0057-12-5	ug/l	10 U	10 U	5 U	NA	10 U	NA	NA	10 U
Iron + Manganese	500 ST*	-	ug/l	8590	5955	4467	3043	1787	2712	1508	5613

NOTES:

NS: Not sampled

ST*: Standard for the sum of iron and manganese is 500 ug/l

: Concentration exceeds Standard/Guidance Value

U: Analyzed for but not detected, value shown is instrument detection limit

NA: Not analyzed

B: Compound detected above instrument detection

limit but below contract required detection limit

Appendix A-2

SONIA ROAD LANDFILL
POST CLOSURE GROUNDWATER MONITORING PROGRAM
HISTORIC AND CURRENT SAMPLE RESULTS
INORGANIC PARAMETERS

CONSTITUENT	NYSDEC Class GA Groundwater Standards/Guidance Values	CAS #	SITE: DATE: UNITS:	MW-061 11/11/03 (ug/l)	MW-061 2/27/04 (ug/l)	MW-061 5/24/04 (ug/l)	MW-061 8/20/04 (ug/l)	MW-061 11/9/04 (ug/l)	MW-061 3/1/05 (ug/l)	MW-061 5/27/05 (ug/l)	MW-061 8/25/05 (ug/l)
Aluminum	-	7429-90-5	ug/l	NA	NA	59 B	NA	NA	88.6 B	NA	NA
Antimony	3 GV	7440-36-0	ug/l	NA	NA	1.6 U	NA	NA	3.6 U	NA	NA
Arsenic	25 ST	7440-38-2	ug/l	NA	NA	3.7 B	NA	NA	2.5 U	NA	NA
Barium	1000 ST	7440-39-3	ug/l	NA	NA	32.7 B	NA	NA	65.7 B	NA	NA
Beryllium	3 GV	7440-41-7	ug/l	NA	NA	0.1 U	NA	NA	0.19 U	NA	NA
Boron	1000 ST	7440-42-8	ug/l	NA	NA	398 B	NA	NA	223	NA	NA
Cadmium	5 ST	7440-43-9	ug/l	0.3 U	0.20 U	0.2 U	0.30 U	0.23 U	0.23 U	0.37 U	0.65 U
Calcium	-	7440-70-2	ug/l	21600	19700	18700	19600	29600	28600	24400	20100
Chromium Hexavalent	50 ST	18540-29-9	ug/l	NA	NA	20 U	NA	NA	20 U	NA	NA
Chromium Total	50 ST	7440-47-3	ug/l	NA	NA	0.69 B	NA	NA	0.63 U	NA	NA
Cobalt	-	7440-48-4	ug/l	NA	NA	1.2 B	NA	NA	1.3 U	NA	NA
Copper	200 ST	7440-50-8	ug/l	NA	NA	9.3 B	NA	NA	7.2 B	NA	NA
Iron	300 ST	7439-89-6	ug/l	4570	4510	2250	1580	3530	996	1750	1420
Lead	25 ST	7439-92-1	ug/l	1.1 U	1.6 U	0.7 U	1.2 U	1.7 B	1.1 U	1.2 U	1.7 U
Magnesium	35000 GV	7439-95-4	ug/l	2100 B	1930 B	2200 B	2020 B	3370 B	3770 B	2480 B	1680 B
Manganese	300 ST	7439-96-5	ug/l	861	807	325	229	844	248	407	262
Mercury	0.7 ST	7439-97-6	ug/l	NA	NA	0.1 U	NA	NA	0.1 U	NA	NA
Nickel	100 ST	7440-02-0	ug/l	NA	NA	4.5 B	NA	NA	2.5 B	NA	NA
Potassium	-	7440-09-7	ug/l	5990	4200 B	4520 B	4420 B	5450	5830	3870 B	3730 B
Selenium	10 ST	7782-49-2	ug/l	NA	NA	1.8 U	NA	NA	3.0 U	NA	NA
Silver	50 ST	7440-22-4	ug/l	NA	NA	0.5 U	NA	NA	1.4 B	NA	NA
Sodium	20000 ST	7440-23-5	ug/l	9000	9820	8590	13600	19500	22000	11700	13300
Thallium	0.5 GV	7440-28-0	ug/l	NA	NA	1.9 U	NA	NA	2.7 U	NA	NA
Vanadium	-	7440-62-2	ug/l	NA	NA	1 U	NA	NA	1.8 U	NA	NA
Zinc	2000 ST	7440-66-6	ug/l	NA	NA	26.8 B	NA	NA	43.5	NA	NA
Cyanide	200 ST	0057-12-5	ug/l	NA	NA	10 U	NA	NA	10 U	NA	NA
Iron + Manganese	500 ST*	-	ug/l	5431	5317	2575	1809	4374	1244	2157	1682

NOTES:

NS: Not sampled

ST*: Standard for the sum of iron and manganese is 500 ug/l

U: Concentration exceeds Standard/Guidance Value

NA: Analyzed for but not detected, value shown is instrument detection limit

NA: Not analyzed

B: Compound detected above instrument detection

limit but below contract required detection limit

Appendix A-2

SONIA ROAD LANDFILL
POST CLOSURE GROUNDWATER MONITORING PROGRAM
HISTORIC AND CURRENT SAMPLE RESULTS
INORGANIC PARAMETERS

CONSTITUENT	NYSDEC Class GA Groundwater Standards/Guidance Values	CAS #	SITE: DATE: UNITS:	MW-061 11/29/05 (ug/l)	MW-061 2/28/06 (ug/l)	MW-061 5/18/06 (ug/l)	MW-061 8/9/06 (ug/l)	MW-061 12/1/06 (ug/l)	MW-061 (ug/l)	MW-061 (ug/l)	MW-061 (ug/l)
Aluminum	-	7429-90-5	ug/l	NA	NA	NA	NA	12.4 B			
Antimony	3 GV	7440-36-0	ug/l	NA	NA	NA	NA	3.2 U			
Arsenic	25 ST	7440-38-2	ug/l	NA	NA	NA	NA	2.9 U			
Barium	1000 ST	7440-39-3	ug/l	NA	NA	NA	NA	104 B			
Beryllium	3 GV	7440-41-7	ug/l	NA	NA	NA	NA	0.17 U			
Boron	1000 ST	7440-42-8	ug/l	NA	NA	NA	NA	276 B			
Cadmium	5 ST	7440-43-9	ug/l	0.43 U	0.26 U	0.34 U	0.34 U	0.28 U			
Calcium	-	7440-70-2	ug/l	32000	45300	30000	28900	28400			
Chromium Hexavalent	50 ST	18540-29-9	ug/l	NA	NA	NA	NA	0.02 U			
Chromium Total	50 ST	7440-47-3	ug/l	NA	NA	NA	NA	0.80 B			
Cobalt	-	7440-48-4	ug/l	NA	NA	NA	NA	2.1 B			
Copper	200 ST	7440-50-8	ug/l	NA	NA	NA	NA	0.91 B			
Iron	300 ST	7439-89-6	ug/l	3580	4080	2840	3030	2620			
Lead	25 ST	7439-92-1	ug/l	2.3 B	1.3 U	1.9 U	1.9 U	1.5 U			
Magnesium	35000 GV	7439-95-4	ug/l	2260 B	3000 B	1800 B	1790 B	2030 B			
Manganese	300 ST	7439-96-5	ug/l	600	831	481	410	393			
Mercury	0.7 ST	7439-97-6	ug/l	NA	NA	NA	NA	0.1U			
Nickel	100 ST	7440-02-0	ug/l	NA	NA	NA	NA	1.8 U			
Potassium	-	7440-09-7	ug/l	5930	12700	10200	11000	10900			
Selenium	10 ST	7782-49-2	ug/l	NA	NA	NA	NA	1.7 U			
Silver	50 ST	7440-22-4	ug/l	NA	NA	NA	NA	0.38 U			
Sodium	20000 ST	7440-23-5	ug/l	15100	26100	13900	13500	14200			
Thallium	0.5 GV	7440-28-0	ug/l	NA	NA	NA	NA	2.9 U			
Vanadium	-	7440-62-2	ug/l	NA	NA	NA	NA	1.4 U			
Zinc	2000 ST	7440-66-6	ug/l	NA	NA	NA	NA	9.4 B			
Cyanide	200 ST	0057-12-5	ug/l	NA	NA	NA	NA	10.0 U			
Iron + Manganese	500 ST*	-	ug/l	4180	4911	3321	3440	3013			

NOTES:

NS: Not sampled

ST*: Standard for the sum of iron and manganese is 500 ug/l

: Concentration exceeds Standard/Guidance Value

U: Analyzed for but not detected, value shown is instrument detection limit

NA: Not analyzed

B: Compound detected above instrument detection
limit but below contract required detection limit

Appendix A-2

**SONIA ROAD LANDFILL
POST CLOSURE GROUNDWATER MONITORING PROGRAM
HISTORIC AND CURRENT SAMPLE RESULTS
INORGANIC PARAMETERS**

CONSTITUENT	NYSDEC Class GA Groundwater Standards/Guidance Values	CAS #	SITE: DATE: UNITS:	MW-06S 10/28/97 (ug/l)	MW-06S 12/5/00 (ug/l)	MW-06S 2/1/01 (ug/l)	MW-06S 8/21/02 (ug/l)	MW-06S 11/20/02 (ug/l)	MW-06S 3/5/03 (ug/l)	MW-06S 6/5/03 (ug/l)	MW-06S 8/22/03 (ug/l)
Aluminum	-	7429-90-5	ug/l	96.2	45.5 B	12.1	NA	143 B	NA	NA	77.2 B
Antimony	3 GV	7440-36-0	ug/l	3 U	1.7 U	12.3 U	NA	3.9 B	NA	NA	3.5 U
Arsenic	25 ST	7440-38-2	ug/l	9.6	3.2 B	8	NA	5.2 B	NA	NA	6.0 B
Barium	1000 ST	7440-39-3	ug/l	306	121 B	101	NA	121 B	NA	NA	219
Beryllium	3 GV	7440-41-7	ug/l	0.1	0.1 U	0.1 U	NA	0.4 U	NA	NA	0.20 U
Boron	1000 ST	7440-42-8	ug/l	NA	162	183	NA	167	NA	NA	362
Cadmium	5 ST	7440-43-9	ug/l	0.3 U	0.4 U	0.2 U	0.17 B	0.5 U	0.10 U	0.10 U	0.30 U
Calcium	-	7440-70-2	ug/l	131000	64500	53100	61000	59500	571000	62400	114000
Chromium Hexavalent	50 ST	18540-29-9	ug/l	20 U	20 U	20 U	NA	20 U	NA	NA	20 U
Chromium Total	50 ST	7440-47-3	ug/l	1.3	3.5 U	0.6 U	NA	1.9 B	NA	NA	1.8 B
Cobalt	-	7440-48-4	ug/l	2.2	0.9 U	1.7 U	NA	2.9 B	NA	NA	5.0 B
Copper	200 ST	7440-50-8	ug/l	0.7 U	1.5 U	1.5 U	NA	2.9 B	NA	NA	2.9 B
Iron	300 ST	7439-89-6	ug/l	58700	48000	40000	37700	31900	25400	29000	46700
Lead	25 ST	7439-92-1	ug/l	1.0 U	1.4 B	1.9	1.3 B	1.4 U	1.5 U	1.5 U	0.86 B
Magnesium	35000 GV	7439-95-4	ug/l	16400	6280	4680	5550	5080	5480	6040	12300
Manganese	300 ST	7439-96-5	ug/l	837	543	430	804	1050	930	1790	2570
Mercury	0.7 ST	7439-97-6	ug/l	0.1 U	0.1 U	0.1 U	NA	0.1 U	NA	NA	0.1 U
Nickel	100 ST	7440-02-0	ug/l	1.3 U	1.9 U	1.4 U	NA	2.9 B	NA	NA	4.8 B
Potassium	-	7440-09-7	ug/l	18200	8250	8050	7460	6980	7490	8980	10900
Selenium	10 ST	7782-49-2	ug/l	2.8 U	1.7 U	1.5 U	NA	2.4 U	NA	NA	3.8 U
Silver	50 ST	7440-22-4	ug/l	0.9 U	0.63 B	1.6 U	NA	1 U	NA	NA	1 U
Sodium	20000 ST	7440-23-5	ug/l	18900	12800	13200	14900	13500	10300	13900	19100
Thallium	0.5 GV	7440-28-0	ug/l	2.6 U	2.3 U	2.8 U	NA	4.2 U	NA	NA	2.5 U
Vanadium	-	7440-62-2	ug/l	1.2 U	0.7 U	1.7 U	NA	2 B	NA	NA	1.8 U
Zinc	2000 ST	7440-66-6	ug/l	14.2	2.2 U	3.6 U	NA	6.1 B	NA	NA	67.6
Cyanide	200 ST	0057-12-5	ug/l	10 U	10 U	5 U	NA	10 U	NA	NA	10 U
Iron + Manganese	500 ST*	-	ug/l	59537	48543	40430	38504	32950	26330	30790	49270

NOTES:

NS: Not sampled

ST*: Standard for the sum of iron and manganese is 500 ug/l

: Concentration exceeds Standard/Guidance Value

U: Analyzed for but not detected, value shown is instrument detection limit

NA: Not analyzed

B: Compound detected above instrument detection
limit but below contract required detection limit

Appendix A-2

**SONIA ROAD LANDFILL
POST CLOSURE GROUNDWATER MONITORING PROGRAM
HISTORIC AND CURRENT SAMPLE RESULTS
INORGANIC PARAMETERS**

CONSTITUENT	NYSDEC Class GA Groundwater Standards/Guidance Values	CAS #	SITE: DATE: UNITS:	MW-06S 11/11/03 (ug/l)	MW-06S 2/27/04 (ug/l)	MW-06S 5/24/04 (ug/l)	MW-06S 8/20/04 (ug/l)	MW-06S 11/9/04 (ug/l)	MW-06S 3/1/05 (ug/l)	MW-06S 5/25/05 (ug/l)	MW-06S 8/25/05 (ug/l)
Aluminum	-	7429-90-5	ug/l	NA	NA	34.7 B	NA	NA	69.1 B	NA	NA
Antimony	3 GV	7440-36-0	ug/l	NA	NA	1.6 U	NA	NA	3.6 U	NA	NA
Arsenic	25 ST	7440-38-2	ug/l	NA	NA	6.4 B	NA	NA	7.3 B	NA	NA
Barium	1000 ST	7440-39-3	ug/l	NA	NA	125 B	NA	NA	137 B	NA	NA
Beryllium	3 GV	7440-41-7	ug/l	NA	NA	0.1 U	NA	NA	0.19 U	NA	NA
Boron	1000 ST	7440-42-8	ug/l	NA	NA	279 B	NA	NA	203	NA	NA
Cadmium	5 ST	7440-43-9	ug/l	0.3 U	0.20 U	0.61 B	0.30 U	0.57 B	1.1 B	0.65 U	0.65 U
Calcium	-	7440-70-2	ug/l	78800	96000	69000	107000	63700	58500	71580	96900
Chromium Hexavalent	50 ST	18540-29-9	ug/l	NA	NA	20 U	NA	NA	20 U	NA	NA
Chromium Total	50 ST	7440-47-3	ug/l	NA	NA	1.2 B	NA	NA	0.63 U	NA	NA
Cobalt	-	7440-48-4	ug/l	NA	NA	3 B	NA	NA	2.3 B	NA	NA
Copper	200 ST	7440-50-8	ug/l	NA	NA	0.9 U	NA	NA	1.1 U	NA	NA
Iron	300 ST	7439-89-6	ug/l	26500	43900	20700	52700	37500	34800	10120	37800
Lead	25 ST	7439-92-1	ug/l	1.1 U	1.6 U	0.7 U	1.5 B	1.1 U	1.1 U	1.9 B	1.7 U
Magnesium	35000 GV	7439-95-4	ug/l	8330	10800	9770	12800	6250	6490	11390	11800
Manganese	300 ST	7439-96-5	ug/l	2250	3190	1350	1230	1050	808	213	1210
Mercury	0.7 ST	7439-97-6	ug/l	NA	NA	0.1 U	NA	NA	0.1 U	NA	NA
Nickel	100 ST	7440-02-0	ug/l	NA	NA	1.6 B	NA	NA	1.5 B	NA	NA
Potassium	-	7440-09-7	ug/l	9660	13400	13200	15100	11200	11800	15740	11800
Selenium	10 ST	7782-49-2	ug/l	NA	NA	1.8 U	NA	NA	3.0 U	NA	NA
Silver	50 ST	7440-22-4	ug/l	NA	NA	0.5 U	NA	NA	0.84 B	NA	NA
Sodium	20000 ST	7440-23-5	ug/l	20400	17700	10400	20800	20300	21500	8140	23100
Thallium	0.5 GV	7440-28-0	ug/l	NA	NA	1.9 U	NA	NA	2.7 U	NA	NA
Vanadium	-	7440-62-2	ug/l	NA	NA	1 U	NA	NA	1.8 U	NA	NA
Zinc	2000 ST	7440-66-6	ug/l	NA	NA	8.4 B	NA	NA	49.9	NA	NA
Cyanide	200 ST	0057-12-5	ug/l	NA	NA	10 U	NA	NA	10 U	NA	NA
Iron + Manganese	500 ST*	-	ug/l	28750	47090	22050	53930	38550	35608	10333	39010

NOTES:

NS: Not sampled

U: Analyzed for but not detected, value shown is instrument detection limit

NA: Not analyzed

B: Compound detected above instrument detection

limit but below contract required detection limit

ST*: Standard for the sum of iron and manganese is 500 ug/l

Appendix A-2

SONIA ROAD LANDFILL
POST CLOSURE GROUNDWATER MONITORING PROGRAM
HISTORIC AND CURRENT SAMPLE RESULTS
INORGANIC PARAMETERS

CONSTITUENT	NYSDEC Class GA Groundwater Standards/Guidance Values	CAS #	SITE: DATE: UNITS:	MW-06S 11/29/05 (ug/l)	MW-06S 2/28/06 (ug/l)	MW-06S 5/22/06 (ug/l)	MW-06S 8/9/06 (ug/l)	MW-06S 12/1/06 (ug/l)	MW-06S (ug/l)	MW-06S (ug/l)	MW-06S (ug/l)
Aluminum	-	7429-90-5	ug/l	NA	NA	NA	NA	32.6 B			
Antimony	3 GV	7440-36-0	ug/l	NA	NA	NA	NA	3.2 U			
Arsenic	25 ST	7440-38-2	ug/l	NA	NA	NA	NA	8.0 B			
Barium	1000 ST	7440-39-3	ug/l	NA	NA	NA	NA	256			
Beryllium	3 GV	7440-41-7	ug/l	NA	NA	NA	NA	0.17 U			
Boron	1000 ST	7440-42-8	ug/l	NA	NA	NA	NA	408 B			
Cadmium	5 ST	7440-43-9	ug/l	0.43 U	0.32 B	0.12 U	0.34 U	0.28 U			
Calcium	-	7440-70-2	ug/l	87400	99700	140000	128000	100000			
Chromium Hexavalent	50 ST	18540-29-9	ug/l	NA	NA	NA	NA	0.02 U			
Chromium Total	50 ST	7440-47-3	ug/l	NA	NA	NA	NA	2.0 B			
Cobalt	-	7440-48-4	ug/l	NA	NA	NA	NA	1.3 U			
Copper	200 ST	7440-50-8	ug/l	NA	NA	NA	NA	1.6 B			
Iron	300 ST	7439-89-6	ug/l	41700	35600	35400	37400	40900			
Lead	25 ST	7439-92-1	ug/l	4.6	1.3 U	1.1 U	2.4 B	1.5 U			
Magnesium	35000 GV	7439-95-4	ug/l	10100	13000	18200	15900	13900			
Manganese	300 ST	7439-96-5	ug/l	729	671	1160	1150	871			
Mercury	0.7 ST	7439-97-6	ug/l	NA	NA	NA	NA	0.1U			
Nickel	100 ST	7440-02-0	ug/l	NA	NA	NA	NA	1.8 U			
Potassium	-	7440-09-7	ug/l	12100	15600	21900	17800	16700			
Selenium	10 ST	7782-49-2	ug/l	NA	NA	NA	NA	1.7 U			
Silver	50 ST	7440-22-4	ug/l	NA	NA	NA	NA	0.51 B			
Sodium	20000 ST	7440-23-5	ug/l	22900	23500	25700	20000	20100			
Thallium	0.5 GV	7440-28-0	ug/l	NA	NA	NA	NA	2.9 U			
Vanadium	-	7440-62-2	ug/l	NA	NA	NA	NA	1.4 U			
Zinc	2000 ST	7440-66-6	ug/l	NA	NA	NA	NA	75.7			
Cyanide	200 ST	0057-12-5	ug/l	NA	NA	NA	NA	10.0 U			
Iron + Manganese	500 ST*	-	ug/l	42429	36271	36560	38550	41771			

NOTES:

NS: Not sampled

ST*: Standard for the sum of iron and manganese is 500 ug/l

: Concentration exceeds Standard/Guidance Value

U: Analyzed for but not detected, value shown is instrument detection limit

NA: Not analyzed

B: Compound detected above instrument detection
limit but below contract required detection limit

Appendix A-2

**SONIA ROAD LANDFILL
POST CLOSURE GROUNDWATER MONITORING PROGRAM
HISTORIC AND CURRENT SAMPLE RESULTS
INORGANIC PARAMETERS**

CONSTITUENT	NYSDEC Class GA Groundwater Standards/Guidance Values	CAS #	SITE: DATE: UNITS:	MW-071 10/28/97 (ug/l)	MW-071 12/1/00 (ug/l)	MW-071 1/31/01 (ug/l)	MW-071 8/21/02 (ug/l)	MW-071 11/20/02 (ug/l)	MW-071 3/5/03 (ug/l)	MW-071 6/3/03 (ug/l)	MW-071 8/22/03 (ug/l)
Aluminum	-	7429-90-5	ug/l	90.1	16 B	23.6	NA	37.1 B	NA	NA	13.9
Antimony	3 GV	7440-36-0	ug/l	3 U	1.7 U	12.3 U	NA	3.1 U	NA	NA	3.5 U
Arsenic	25 ST	7440-38-2	ug/l	2.4 U	2.5 U	1.9 U	NA	4.5 U	NA	NA	3.2 U
Barium	1000 ST	7440-39-3	ug/l	32.2	39.6 B	29.3	NA	15.4 B	NA	NA	21.6 B
Beryllium	3 GV	7440-41-7	ug/l	0.1 U	0.1 U	0.1 U	NA	0.4 U	NA	NA	0.20 U
Boron	1000 ST	7440-42-8	ug/l	NA	33 B	45.4	NA	30.1 B	NA	NA	38.1 B
Cadmium	5 ST	7440-43-9	ug/l	0.47	0.4 U	0.2 U	0.29 B	0.5 U	0.12 B	0.10 U	0.30 U
Calcium	-	7440-70-2	ug/l	8890	20000	14700	9820	7360	8670	8420	8160
Chromium Hexavalent	50 ST	18540-29-9	ug/l	20 U	20 U	20 U	NA	20 U	NA	NA	20 U
Chromium Total	50 ST	7440-47-3	ug/l	0.8	3.5 U	0.6 U	NA	0.8 U	NA	NA	0.70 U
Cobalt	-	7440-48-4	ug/l	2.3	0.9 U	1.7 U	NA	1 U	NA	NA	2.1 U
Copper	200 ST	7440-50-8	ug/l	1.6	1.5 U	1.5 U	NA	3.9 B	NA	NA	1.3 B
Iron	300 ST	7439-89-6	ug/l	396	26.2 B	35.2	350	172	53.9 B	41.4 B	45.0 B
Lead	25 ST	7439-92-1	ug/l	2.8	1.4 U	1.1 U	1.6 B	1.5 B	1.5 U	1.5 U	0.80 U
Magnesium	35000 GV	7439-95-4	ug/l	1300	4310 B	3080	1630 B	1150 B	1470	1410 B	1060 B
Manganese	300 ST	7439-96-5	ug/l	519	6510	5140	2620	1390	2340	3320	2210
Mercury	0.7 ST	7439-97-6	ug/l	0.1 U	0.1 U	0.1 U	NA	0.1 U	NA	NA	0.10 U
Nickel	100 ST	7440-02-0	ug/l	1.8	1.9 U	1.4 U	NA	1.1 U	NA	NA	1.5 U
Potassium	-	7440-09-7	ug/l	3840	2590 B	2460	2330B	2000 B	2020 B	2580 B	2100 B
Selenium	10 ST	7782-49-2	ug/l	2.8 U	1.7 U	1.8	NA	2.4 U	NA	NA	3.8 U
Silver	50 ST	7440-22-4	ug/l	0.9 U	1 B	1.6 U	NA	1 U	NA	NA	1.0 U
Sodium	20000 ST	7440-23-5	ug/l	6950	22300	19600	10700	7960	9570	21100	10200
Thallium	0.5 GV	7440-28-0	ug/l	2.6 U	2.3 U	2.8 U	NA	4.2 U	NA	NA	2.5 U
Vanadium	-	7440-62-2	ug/l	1.2 U	0.7 U	1.7 U	NA	0.6 U	NA	NA	1.8 U
Zinc	2000 ST	7440-66-6	ug/l	51.7	3.8 B	3.6 U	NA	27.9	NA	NA	8.4 B
Cyanide	200 ST	0057-12-5	ug/l	10 U	10 U	5 U	NA	10 U	NA	NA	10 U
Iron + Manganese	500 ST*	-	ug/l	915	6536.2	5175.2	2970	1562	2393.9	3361.4	2255

NOTES:

NS: Not sampled

ST*: Standard for the sum of iron and manganese is 500 ug/l

: Concentration exceeds Standard/Guidance Value

U: Analyzed for but not detected, value shown is instrument detection limit

NA: Not analyzed

B: Compound detected above instrument detection
limit but below contract required detection limit

Appendix A-2

**SONIA ROAD LANDFILL
POST CLOSURE GROUNDWATER MONITORING PROGRAM
HISTORIC AND CURRENT SAMPLE RESULTS
INORGANIC PARAMETERS**

CONSTITUENT	NYSDEC Class GA Groundwater Standards/Guidance Values	CAS #	SITE: DATE: UNITS:	MW-071 11/11/03 (ug/l)	MW-071 2/27/04 (ug/l)	MW-071 5/20/04 (ug/l)	MW-071 8/20/04 (ug/l)	MW-071 11/9/04 (ug/l)	MW-071 2/28/05 (ug/l)	MW-071 5/27/05 (ug/l)	MW-071 8/24/05 (ug/l)
Aluminum	-	7429-90-5	ug/l	NA	NA	16.3 U	NA	NA	77.4 B	NA	NA
Antimony	3 GV	7440-36-0	ug/l	NA	NA	2.4 U	NA	NA	3.6 U	NA	NA
Arsenic	25 ST	7440-38-2	ug/l	NA	NA	3.6 U	NA	NA	2.5 U	NA	NA
Barium	1000 ST	7440-39-3	ug/l	NA	NA	34.3 B	NA	NA	29.3 B	NA	NA
Beryllium	3 GV	7440-41-7	ug/l	NA	NA	0.2 U	NA	NA	0.19 U	NA	NA
Boron	1000 ST	7440-42-8	ug/l	NA	NA	28.9 B	NA	NA	41.6 B	NA	NA
Cadmium	5 ST	7440-43-9	ug/l	0.3 U	0.36 B	0.3 U	0.30 U	0.24 B	0.26 B	0.37 U	0.65 U
Calcium	-	7440-70-2	ug/l	7020	12400	13300	10800	12200	12600	13900	17300
Chromium Hexavalent	50 ST	18540-29-9	ug/l	NA	NA	20 U	NA	NA	20 U	NA	NA
Chromium Total	50 ST	7440-47-3	ug/l	NA	NA	1.2 B	NA	NA	2.5 B	NA	NA
Cobalt	-	7440-48-4	ug/l	NA	NA	1.5 U	NA	NA	1.3 U	NA	NA
Copper	200 ST	7440-50-8	ug/l	NA	NA	4.2 B	NA	NA	1.4 B	NA	NA
Iron	300 ST	7439-89-6	ug/l	172	55.0 B	65.2 B	78.6 B	85.5 B	68.8 B	51.6 B	136
Lead	25 ST	7439-92-1	ug/l	1.1 U	1.6 U	1.2 U	1.2 U	1.3 B	1.1 B	1.2 U	2.2 B
Magnesium	35000 GV	7439-95-4	ug/l	1290 B	1960 B	2150 B	1660 B	1940 B	2040 B	2310 B	2340 B
Manganese	300 ST	7439-96-5	ug/l	1210	4770	5700	4490	5050	4800	4700	3730
Mercury	0.7 ST	7439-97-6	ug/l	NA	NA	0.1 U	NA	NA	0.1 U	NA	NA
Nickel	100 ST	7440-02-0	ug/l	NA	NA	1.6 U	NA	NA	1.2 U	NA	NA
Potassium	-	7440-09-7	ug/l	1730 B	2600 B	2450 B	3470 B	3100 B	2790 B	2660 B	2080 B
Selenium	10 ST	7782-49-2	ug/l	NA	NA	2.1 U	NA	NA	3.0 U	NA	NA
Silver	50 ST	7440-22-4	ug/l	NA	NA	0.5 B	NA	NA	0.75 U	NA	NA
Sodium	20000 ST	7440-23-5	ug/l	7950	13200	15700	18200	16500	16600	16500	15700
Thallium	0.5 GV	7440-28-0	ug/l	NA	NA	2.8 U	NA	NA	2.7 U	NA	NA
Vanadium	-	7440-62-2	ug/l	NA	NA	1.7 U	NA	NA	1.8 U	NA	NA
Zinc	2000 ST	7440-66-6	ug/l	NA	NA	20.4 B	NA	NA	47.7	NA	NA
Cyanide	200 ST	0057-12-5	ug/l	NA	NA	10 U	NA	NA	10 U	NA	NA
Iron + Manganese	500 ST*	-	ug/l	1382	4825	5765.2	4568.6	5135.5	4868.8	4751.6	3866

NOTES:

NS: Not sampled

ST*: Standard for the sum of iron and manganese is 500 ug/l

U: Concentration exceeds Standard/Guidance Value

U: Analyzed for but not detected, value shown is instrument detection limit

NA: Not analyzed

B: Compound detected above instrument detection

limit but below contract required detection limit

Appendix A-2

SONIA ROAD LANDFILL
POST CLOSURE GROUNDWATER MONITORING PROGRAM
HISTORIC AND CURRENT SAMPLE RESULTS
INORGANIC PARAMETERS

CONSTITUENT	NYSDEC Class GA Groundwater Standards/Guidance Values	CAS #	SITE: DATE: UNITS:	MW-071	MW-071	MW-071	MW-071	MW-071	MW-071	MW-071	MW-071
				11/29/05 (ug/l)	2/28/06 (ug/l)	5/22/06 (ug/l)	8/10/06 (ug/l)	11/28/06 (ug/l)	(ug/l)	(ug/l)	(ug/l)
Aluminum	-	7429-90-5	ug/l	NA	NA	NA	NA	10.2 U			
Antimony	3 GV	7440-36-0	ug/l	NA	NA	NA	NA	3.2 U			
Arsenic	25 ST	7440-38-2	ug/l	NA	NA	NA	NA	2.9 U			
Barium	1000 ST	7440-39-3	ug/l	NA	NA	NA	NA	32.6 B			
Beryllium	3 GV	7440-41-7	ug/l	NA	NA	NA	NA	0.17 U			
Boron	1000 ST	7440-42-8	ug/l	NA	NA	NA	NA	33.4 B			
Cadmium	5 ST	7440-43-9	ug/l	0.43 U	0.26 U	0.53 B	0.34 U	0.28 U			
Calcium	-	7440-70-2	ug/l	17700	13600	43000	30100	22300			
Chromium Hexavalent	50 ST	18540-29-9	ug/l	NA	NA	NA	NA	0.02 U			
Chromium Total	50 ST	7440-47-3	ug/l	NA	NA	NA	NA	0.50 U			
Cobalt	-	7440-48-4	ug/l	NA	NA	NA	NA	1.3 U			
Copper	200 ST	7440-50-8	ug/l	NA	NA	NA	NA	2.2 B			
Iron	300 ST	7439-89-6	ug/l	72.3 B	87.0 B	41.3 B	46.7 B	24.3 B			
Lead	25 ST	7439-92-1	ug/l	3.1	1.3 U	1.1 U	1.9 U	1.5 U			
Magnesium	35000 GV	7439-95-4	ug/l	2490 B	2130 B	6680	3820 B	2480 B			
Manganese	300 ST	7439-96-5	ug/l	2650	2940	6600	2890	1010			
Mercury	0.7 ST	7439-97-6	ug/l	NA	NA	NA	NA	0.1U			
Nickel	100 ST	7440-02-0	ug/l	NA	NA	NA	NA	1.8 U			
Potassium	-	7440-09-7	ug/l	2510 B	4210 B	5440	3830 B	2770 B			
Selenium	10 ST	7782-49-2	ug/l	NA	NA	NA	NA	1.7 U			
Silver	50 ST	7440-22-4	ug/l	NA	NA	NA	NA	0.38 U			
Sodium	20000 ST	7440-23-5	ug/l	15200	14000	25500	21200	21200			
Thallium	0.5 GV	7440-28-0	ug/l	NA	NA	NA	NA	2.9 U			
Vanadium	-	7440-62-2	ug/l	NA	NA	NA	NA	1.4 U			
Zinc	2000 ST	7440-66-6	ug/l	NA	NA	NA	NA	45.5			
Cyanide	200 ST	0057-12-5	ug/l	NA	NA	NA	NA	10.0 U			
Iron + Manganese	500 ST*	-	ug/l	2722.3	3027	6641.3	2936.7	1034.3			

NOTES:

NS: Not sampled

ST*: Standard for the sum of iron and manganese is 500 ug/l

: Concentration exceeds Standard/Guidance Value

U: Analyzed for but not detected, value shown is instrument detection limit

NA: Not analyzed

B : Compound detected above instrument detection
limit but below contract required detection limit

Appendix A-2

SONIA ROAD LANDFILL
POST CLOSURE GROUNDWATER MONITORING PROGRAM
HISTORIC AND CURRENT SAMPLE RESULTS
INORGANIC PARAMETERS

CONSTITUENT	NYSDEC Class GA Groundwater Standards/Guidance Values	CAS #	SITE: DATE: UNITS:	MW-11D 10/31/97 (ug/l)	MW-11D 12/13/00 (ug/l)	MW-11D 2/7/01 (ug/l)	MW-11D 8/22/02 (ug/l)	MW-11D 11/21/02 (ug/l)	MW-11D 3/6/03 (ug/l)	MW-11D 6/4/03 (ug/l)	MW-11D 8/21/03 (ug/l)
Aluminum	-	7429-90-5	ug/l	473	578	581	NA	717	NA	NA	629
Antimony	3 GV	7440-36-0	ug/l	3 U	1.7 U	12.3 U	NA	3.1 U	NA	NA	3.5 U
Arsenic	25 ST	7440-38-2	ug/l	2.4 U	2.5 U	1.9 U	NA	4.5 U	NA	NA	3.2 U
Barium	1000 ST	7440-39-3	ug/l	27.8	34	31.9	NA	37.1 B	NA	NA	38.4 B
Beryllium	3 GV	7440-41-7	ug/l	0.1 U	0.22	0.13	NA	0.4 U	NA	NA	0.20 U
Boron	1000 ST	7440-42-8	ug/l	NA	42.2	32.6	NA	311	NA	NA	144
Cadmium	5 ST	7440-43-9	ug/l	0.3 U	0.4 U	0.22	0.28 B	0.5 U	0.10 U	0.11 B	0.30 U
Calcium	-	7440-70-2	ug/l	7300	4290	5130	7280	6940	5900	6120	6990
Chromium Hexavalent	50 ST	18540-29-9	ug/l	20 U	20 U	20 U	NA	20 U	NA	NA	20 U
Chromium Total	50 ST	7440-47-3	ug/l	0.43	3.5 U	1.6	NA	1.6 B	NA	NA	1.3 B
Cobalt	-	7440-48-4	ug/l	1.1 U	0.9 U	1.7 U	NA	1 U	NA	NA	2.1 U
Copper	200 ST	7440-50-8	ug/l	0.7 U	2.3	1.5 U	NA	1.9 B	NA	NA	1.1 U
Iron	300 ST	7439-89-6	ug/l	153	16.7	30.6	566	261	155	59.9 B	43.5 B
Lead	25 ST	7439-92-1	ug/l	1 U	1.4 U	1.1 U	2.0 B	1.4 B	1.5 U	1.5 U	0.8 U
Magnesium	35000 GV	7439-95-4	ug/l	1330	1340	1440	1480 B	1810 B	1580 B	1650 B	1940 B
Manganese	300 ST	7439-96-5	ug/l	74.6	76.7	83.5	398	188	143	144	178
Mercury	0.7 ST	7439-97-6	ug/l	0.1 U	0.1 U	0.1 U	NA	0.1 U	NA	NA	0.10 U
Nickel	100 ST	7440-02-0	ug/l	2.1	5.3	5.8	NA	12 B	NA	NA	12.4 B
Potassium	-	7440-09-7	ug/l	10000	6950	7120	2530 B	5190	5200	6460	5530
Selenium	10 ST	7782-49-2	ug/l	2.8 U	1.7 U	2	NA	2.4 U	NA	NA	3.8 U
Silver	50 ST	7440-22-4	ug/l	0.9 U	1.2	1.6 U	NA	1 U	NA	NA	1 U
Sodium	20000 ST	7440-23-5	ug/l	8050	7840	7610	6010	9640	9940	10900	10500
Thallium	0.5 GV	7440-28-0	ug/l	2.7	2.3 U	2.8 U	NA	4.2 U	NA	NA	2.5 U
Vanadium	-	7440-62-2	ug/l	1.4	0.7 U	1.7 U	NA	0.6 U	NA	NA	1.8 U
Zinc	2000 ST	7440-66-6	ug/l	19	2.8	13.6	NA	21	NA	NA	6.0 B
Cyanide	200 ST	0057-12-5	ug/l	10 U	10 U	5 U	NA	10 U	NA	NA	10 U
Iron + Manganese	500 ST*	-	ug/l	227.6	93.4	114.1	964	449	298	203.9	221.5

NOTES:

NS: Not sampled

U: Analyzed for but not detected, value shown is instrument detection limit

NA: Not analyzed

B: Compound detected above instrument detection

limit but below contract required detection limit

ST*: Standard for the sum of iron and manganese is 500 ug/l

Appendix A-2

SONIA ROAD LANDFILL
POST CLOSURE GROUNDWATER MONITORING PROGRAM
HISTORIC AND CURRENT SAMPLE RESULTS
INORGANIC PARAMETERS

CONSTITUENT	NYSDEC Class GA Groundwater Standards/Guidance Values	CAS #	SITE: DATE: UNITS:	MW-11D 11/13/03 (ug/l)	MW-11D 3/1/04 (ug/l)	MW-11D 5/21/04 (ug/l)	MW-11D 8/24/04 (ug/l)	MW-11D 11/11/04 (ug/l)	MW-11D 2/24/05 (ug/l)	MW-11D 5/26/05 (ug/l)	MW-11D 8/25/05 (ug/l)
Aluminum	-	7429-90-5	ug/l	NA	NA	1250	NA	NA	1420	NA	NA
Antimony	3 GV	7440-36-0	ug/l	NA	NA	2.4 U	NA	NA	3.6 U	NA	NA
Arsenic	25 ST	7440-38-2	ug/l	NA	NA	3.6 U	NA	NA	2.5 U	NA	NA
Barium	1000 ST	7440-39-3	ug/l	NA	NA	47.4 B	NA	NA	55.2 B	NA	NA
Beryllium	3 GV	7440-41-7	ug/l	NA	NA	0.22 B	NA	NA	0.29 B	NA	NA
Boron	1000 ST	7440-42-8	ug/l	NA	NA	61 B	NA	NA	65.4 B	NA	NA
Cadmium	5 ST	7440-43-9	ug/l	0.3 U	0.22 B	0.3 U	0.57 B	0.23 U	2.8 B	0.65 U	0.65 U
Calcium	-	7440-70-2	ug/l	7920	8560	11800	14100	8100	11200	8680	7570
Chromium Hexavalent	50 ST	18540-29-9	ug/l	NA	NA	20 U	NA	NA	20 U	NA	NA
Chromium Total	50 ST	7440-47-3	ug/l	NA	NA	2.7 B	NA	NA	2.6 B	NA	NA
Cobalt	-	7440-48-4	ug/l	NA	NA	1.5 U	NA	NA	1.3 U	NA	NA
Copper	200 ST	7440-50-8	ug/l	NA	NA	3.3 B	NA	NA	2.4 B	NA	NA
Iron	300 ST	7439-89-6	ug/l	162	38.0 B	556	1190	97.7 B	511	268	145
Lead	25 ST	7439-92-1	ug/l	1.2 B	1.6 U	4.2	8.8	1.1 U	3.4	2.0 B	1.7 U
Magnesium	35000 GV	7439-95-4	ug/l	2140 B	2330 B	2080 B	2650 B	2050 B	2700 B	2150 B	1940 B
Manganese	300 ST	7439-96-5	ug/l	171	227	233	218	220	290	269	261
Mercury	0.7 ST	7439-97-6	ug/l	NA	NA	0.1 U	NA	NA	0.1 U	NA	NA
Nickel	100 ST	7440-02-0	ug/l	NA	NA	14 B	NA	NA	17.1 B	NA	NA
Potassium	-	7440-09-7	ug/l	7020	7170	6450	8810	8390	6750	5690	4900 B
Selenium	10 ST	7782-49-2	ug/l	NA	NA	2.1 U	NA	NA	3.0 U	NA	NA
Silver	50 ST	7440-22-4	ug/l	NA	NA	0.5 U	NA	NA	0.76 B	NA	NA
Sodium	20000 ST	7440-23-5	ug/l	11000	13300	10600	11700	13000	15800	11000	11200
Thallium	0.5 GV	7440-28-0	ug/l	NA	NA	2.8 U	NA	NA	2.7 U	NA	NA
Vanadium	-	7440-62-2	ug/l	NA	NA	1.7 U	NA	NA	2.1 B	NA	NA
Zinc	2000 ST	7440-66-6	ug/l	NA	NA	13 B	NA	NA	94	NA	NA
Cyanide	200 ST	0057-12-5	ug/l	NA	NA	10 U	NA	NA	10 U	NA	NA
Iron + Manganese	500 ST*	-	ug/l	333	265	789	1408	317.7	801	537	406

NOTES:

NS: Not sampled

ST*: Standard for the sum of iron and manganese is 500 ug/l

U: Analyzed for but not detected, value shown is instrument detection limit

NA: Not analyzed

B: Compound detected above instrument detection

limit but below contract required detection limit

Appendix A-2

SONIA ROAD LANDFILL
POST CLOSURE GROUNDWATER MONITORING PROGRAM
HISTORIC AND CURRENT SAMPLE RESULTS
INORGANIC PARAMETERS

CONSTITUENT	NYSDEC Class GA Groundwater Standards/Guidance Values	CAS #	SITE: DATE: UNITS:	MW-11D 11/28/05 (ug/l)	MW-11D 2/27/06 (ug/l)	MW-11D 5/19/06 (ug/l)	MW-11D 8/11/06 (ug/l)	MW-11D 11/29/06 (ug/l)	MW-11D (ug/l)	MW-11D (ug/l)	MW-11D (ug/l)
Aluminum	-	7429-90-5	ug/l	NA	NA	NA	NA	2420			
Antimony	3 GV	7440-36-0	ug/l	NA	NA	NA	NA	3.2 U			
Arsenic	25 ST	7440-38-2	ug/l	NA	NA	NA	NA	2.9 U			
Barium	1000 ST	7440-39-3	ug/l	NA	NA	NA	NA	56.0 B			
Beryllium	3 GV	7440-41-7	ug/l	NA	NA	NA	NA	0.17 U			
Boron	1000 ST	7440-42-8	ug/l	NA	NA	NA	NA	36.6 B			
Cadmium	5 ST	7440-43-9	ug/l	0.43 U	1.8 B	0.40 B	0.34 U	0.28 U			
Calcium	-	7440-70-2	ug/l	8870	16700	9320	8670	10900			
Chromium Hexavalent	50 ST	18540-29-9	ug/l	NA	NA	NA	NA	0.02 U			
Chromium Total	50 ST	7440-47-3	ug/l	NA	NA	NA	NA	2.0 B			
Cobalt	-	7440-48-4	ug/l	NA	NA	NA	NA	1.3 U			
Copper	200 ST	7440-50-8	ug/l	NA	NA	NA	NA	4.4 B			
Iron	300 ST	7439-89-6	ug/l	177	1600	300	242	1600			
Lead	25 ST	7439-92-1	ug/l	1.6 B	15.1	1.9 U	2.3 B	7.1			
Magnesium	35000 GV	7439-95-4	ug/l	2370 B	3400 B	2290 B	2150 B	3030 B			
Manganese	300 ST	7439-96-5	ug/l	326	372	360	364	543			
Mercury	0.7 ST	7439-97-6	ug/l	NA	NA	NA	NA	0.1U			
Nickel	100 ST	7440-02-0	ug/l	NA	NA	NA	NA	21.1 B			
Potassium	-	7440-09-7	ug/l	5580	6330	5340	5880	4850 B			
Selenium	10 ST	7782-49-2	ug/l	NA	NA	NA	NA	1.7 U			
Silver	50 ST	7440-22-4	ug/l	NA	NA	NA	NA	0.38 U			
Sodium	20000 ST	7440-23-5	ug/l	12600	13500	14300	13700	13200			
Thallium	0.5 GV	7440-28-0	ug/l	NA	NA	NA	NA	2.9 U			
Vanadium	-	7440-62-2	ug/l	NA	NA	NA	NA	3.2 B			
Zinc	2000 ST	7440-66-6	ug/l	NA	NA	NA	NA	51.4			
Cyanide	200 ST	0057-12-5	ug/l	NA	NA	NA	NA	10.0 U			
Iron + Manganese	500 ST*	-	ug/l	503	1972	660	606	2143			

NOTES:

NS: Not sampled

ST*: Standard for the sum of iron and manganese is 500 ug/l

Concentration exceeds Standard/Guidance Value

U: Analyzed for but not detected, value shown is instrument detection limit

NA: Not analyzed

B: Compound detected above instrument detection

limit but below contract required detection limit

Appendix A-2

SONIA ROAD LANDFILL
POST CLOSURE GROUNDWATER MONITORING PROGRAM
HISTORIC AND CURRENT SAMPLE RESULTS
INORGANIC PARAMETERS

CONSTITUENT	NYSDEC Class GA Groundwater Standards/Guidance Values	CAS #	SITE: DATE: UNITS:	MW-111 10/31/97 (ug/l)	MW-111 12/13/00 (ug/l)	MW-111 2/7/01 (ug/l)	MW-111 8/22/02 (ug/l)	MW-111 11/21/02 (ug/l)	MW-111 3/6/03 (ug/l)	MW-111 6/4/03 (ug/l)	MW-111 8/21/03 (ug/l)
Aluminum	-	7429-90-5	ug/l	113	22.3	11.8 U	NA	32.8 B	NA	NA	23.8 B
Antimony	3 GV	7440-36-0	ug/l	3 U	1.7 U	12.3 U	NA	3.1 U	NA	NA	3.5 U
Arsenic	25 ST	7440-38-2	ug/l	2.4 U	2.5 U	1.9 U	NA	4.5 U	NA	NA	3.2 U
Barium	1000 ST	7440-39-3	ug/l	22.2	13.1	10.3	NA	12.3 B	NA	NA	46.1 B
Beryllium	3 GV	7440-41-7	ug/l	0.1 U	0.1 U	0.1 U	NA	0.4 U	NA	NA	0.20 U
Boron	1000 ST	7440-42-8	ug/l	NA	98.2	84	NA	207	NA	NA	124
Cadmium	5 ST	7440-43-9	ug/l	0.3 U	0.4 U	0.23	0.20 B	0.5 U	0.10 U	0.10 U	0.30 U
Calcium	-	7440-70-2	ug/l	10200	9570	9150	8810	15000	15400	16400	77300
Chromium Hexavalent	50 ST	18540-29-9	ug/l	20 U	20 U	20 U	NA	20 U	NA	NA	20 U
Chromium Total	50 ST	7440-47-3	ug/l	0.4 U	3.5 U	0.6 U	NA	2.2 B	NA	NA	177
Cobalt	-	7440-48-4	ug/l	4.7	4	3.2	NA	5 B	NA	NA	2.1 U
Copper	200 ST	7440-50-8	ug/l	3.1	2.4	1.5 U	NA	2.8 B	NA	NA	7.7 B
Iron	300 ST	7439-89-6	ug/l	191	24.1	10.2	313	130	63.3 B	58 B	908
Lead	25 ST	7439-92-1	ug/l	1.7 U	1.4 U	1.1 U	0.80 U	1.4 U	1.5 U	1.5 U	0.80 U
Magnesium	35000 GV	7439-95-4	ug/l	6510	2670	2670	2620 B	3740 B	3120 B	3180 B	6750
Manganese	300 ST	7439-96-5	ug/l	245	1590	1340	394	327	1000	1500	248
Mercury	0.7 ST	7439-97-6	ug/l	0.3 U	0.1 U	0.1 U	NA	0.1 U	NA	NA	0.10 U
Nickel	100 ST	7440-02-0	ug/l	4.3	3.5	2.5	NA	8.4 B	NA	NA	14.7 B
Potassium	-	7440-09-7	ug/l	3870	2690	2270	1640 B	1740 B	1830 B	2050 B	14700
Selenium	10 ST	7782-49-2	ug/l	8.4 U	1.7 U	1.5 U	NA	2.4 U	NA	NA	3.8 U
Silver	50 ST	7440-22-4	ug/l	2.8 U	1.7	1.6 U	NA	1 U	NA	NA	1 U
Sodium	20000 ST	7440-23-5	ug/l	11100	13200	10400	6680	9510	11400	12600	78800
Thallium	0.5 GV	7440-28-0	ug/l	2.3 U	2.3 U	2.8 U	NA	4.2 U	NA	NA	2.5 U
Vanadium	-	7440-62-2	ug/l	2.6 U	0.95	1.7 U	NA	0.6 U	NA	NA	1.8 U
Zinc	2000 ST	7440-66-6	ug/l	100	5.4	4.1	NA	51.4	NA	NA	8.6
Cyanide	200 ST	0057-12-5	ug/l	10 U	10 U	5 U	NA	10 U	NA	NA	10 U
Iron + Manganese	500 ST*	-	ug/l	436	1614.1	1350.2	707	457	1063.3	1558	1156

NOTES:

NS: Not sampled

ST*: Standard for the sum of iron and manganese is 500 ug/l

U: Analyzed for but not detected, value shown is instrument detection limit

NA: Not analyzed

B: Compound detected above instrument detection

limit but below contract required detection limit

Appendix A-2

SONIA ROAD LANDFILL
POST CLOSURE GROUNDWATER MONITORING PROGRAM
HISTORIC AND CURRENT SAMPLE RESULTS
INORGANIC PARAMETERS

CONSTITUENT	NYSDEC Class GA Standards/Guidance Values	CAS #	SITE: DATE: UNITS:	MW-111 11/13/03 (ug/l)	MW-111 3/1/04 (ug/l)	MW-111 5/21/04 (ug/l)	MW-111 8/24/04 (ug/l)	MW-111 11/11/04 (ug/l)	MW-111 2/24/05 (ug/l)	MW-111 5/26/05 (ug/l)	MW-111 8/25/05 (ug/l)
Aluminum	-	7429-90-5	ug/l	NA	NA	16.3 U	NA	NA	384	NA	NA
Antimony	3 GV	7440-36-0	ug/l	NA	NA	2.4 U	NA	NA	3.6 U	NA	NA
Arsenic	25 ST	7440-38-2	ug/l	NA	NA	3.6 U	NA	NA	2.5 U	NA	NA
Barium	1000 ST	7440-39-3	ug/l	NA	NA	8.8 B	NA	NA	9.8 B	NA	NA
Beryllium	3 GV	7440-41-7	ug/l	NA	NA	0.2 U	NA	NA	0.19 U	NA	NA
Boron	1000 ST	7440-42-8	ug/l	NA	NA	148 B	NA	NA	327	NA	NA
Cadmium	5 ST	7440-43-9	ug/l	0.3 U	0.29 B	0.3 U	0.23 B	0.26 B	0.78 B	0.65 U	0.65 U
Calcium	-	7440-70-2	ug/l	7960	16400	14000	12000	12400	15000	15200	10900
Chromium Hexavalent	50 ST	18540-29-9	ug/l	NA	NA	20 U	NA	NA	20 U	NA	NA
Chromium Total	50 ST	7440-47-3	ug/l	NA	NA	0.6 U	NA	NA	1.9 B	NA	NA
Cobalt	-	7440-48-4	ug/l	NA	NA	25.9 B	NA	NA	26.9 B	NA	NA
Copper	200 ST	7440-50-8	ug/l	NA	NA	3.8 B	NA	NA	3.1 B	NA	NA
Iron	300 ST	7439-89-6	ug/l	56.5 B	31.2 B	29.7 B	26.2 B	30 B	410	25.6 B	53.4 B
Lead	25 ST	7439-92-1	ug/l	1.2 B	1.6 U	1.2 U	0.70 U	1.1 U	2.2 B	2.4 B	1.7 U
Magnesium	35000 GV	7439-95-4	ug/l	1400 B	2840 B	2480 B	2300 B	2250 B	2550 B	2860 B	2140 B
Manganese	300 ST	7439-96-5	ug/l	247	1630	1350	1430	1920	355	2360	1780
Mercury	0.7 ST	7439-97-6	ug/l	NA	NA	0.1 U	NA	NA	0.1 U	NA	NA
Nickel	100 ST	7440-02-0	ug/l	NA	NA	33.8 B	NA	NA	15.4 B	NA	NA
Potassium	-	7440-09-7	ug/l	1420 B	1690 B	1300 B	1720 B	1510 B	1490 B	1500 B	1160 B
Selenium	10 ST	7782-49-2	ug/l	NA	NA	2.6 B	NA	NA	3.0 U	NA	NA
Silver	50 ST	7440-22-4	ug/l	NA	NA	0.5 U	NA	NA	0.8 B	NA	NA
Sodium	20000 ST	7440-23-5	ug/l	13900	14400	6370	7180	8760	9660	12300	11900
Thallium	0.5 GV	7440-28-0	ug/l	NA	NA	2.8 U	NA	NA	2.7 U	NA	NA
Vanadium	-	7440-62-2	ug/l	NA	NA	1.7 U	NA	NA	1.8 U	NA	NA
Zinc	2000 ST	7440-66-6	ug/l	NA	NA	4.7 B	NA	NA	76.9	NA	NA
Cyanide	200 ST	0057-12-5	ug/l	NA	NA	10 U	NA	NA	10 U	NA	NA
Iron + Manganese	500 ST*	-	ug/l	303.5	1661.2	1379.7	1456.2	1950	765	2385.6	1833.4

NOTES:

NS: Not sampled

ST*: Standard for the sum of iron and manganese is 500 ug/l

U: Concentration exceeds Standard/Guidance Value

U: Analyzed for but not detected, value shown is instrument detection limit

NA: Not analyzed

B: Compound detected above instrument detection

limit but below contract required detection limit

Appendix A-2

SONIA ROAD LANDFILL
POST CLOSURE GROUNDWATER MONITORING PROGRAM
HISTORIC AND CURRENT SAMPLE RESULTS
INORGANIC PARAMETERS

CONSTITUENT	NYSDEC Class GA Groundwater Standards/Guidance Values	CAS #	SITE: DATE: UNITS:	MW-111 11/28/05 (ug/l)	MW-111 2/27/06 (ug/l)	MW-111 5/19/06 (ug/l)	MW-111 8/11/06 (ug/l)	MW-111 11/29/06 (ug/l)	MW-111 (ug/l)	MW-111 (ug/l)	MW-111 (ug/l)
Aluminum	-	7429-90-5	ug/l	NA	NA	NA	NA	45.0 B			
Antimony	3 GV	7440-36-0	ug/l	NA	NA	NA	NA	3.2 U			
Arsenic	25 ST	7440-38-2	ug/l	NA	NA	NA	NA	2.9 U			
Barium	1000 ST	7440-39-3	ug/l	NA	NA	NA	NA	7.1 B			
Beryllium	3 GV	7440-41-7	ug/l	NA	NA	NA	NA	0.17 U			
Boron	1000 ST	7440-42-8	ug/l	NA	NA	NA	NA	53.8 B			
Cadmium	5 ST	7440-43-9	ug/l	0.43 U	0.26 U	0.34 U	0.34 U	0.28 U			
Calcium	-	7440-70-2	ug/l	9880	13100	8580	6530	4950 B			
Chromium Hexavalent	50 ST	18540-29-9	ug/l	NA	NA	NA	NA	0.02 U			
Chromium Total	50 ST	7440-47-3	ug/l	NA	NA	NA	NA	0.50 U			
Cobalt	-	7440-48-4	ug/l	NA	NA	NA	NA	1.3 U			
Copper	200 ST	7440-50-8	ug/l	NA	NA	NA	NA	2.2 B			
Iron	300 ST	7439-89-6	ug/l	12.6 B	28.2 B	22.1 B	28.6 B	140			
Lead	25 ST	7439-92-1	ug/l	1.6 U	1.3 U	1.9 U	1.9 U	1.5 U			
Magnesium	35000 GV	7439-95-4	ug/l	1960 B	2780 B	1590 B	1190 B	996 B			
Manganese	300 ST	7439-96-5	ug/l	1700	2560	1870	1460	971			
Mercury	0.7 ST	7439-97-6	ug/l	NA	NA	NA	NA	0.1U			
Nickel	100 ST	7440-02-0	ug/l	NA	NA	NA	NA	1.8 U			
Potassium	-	7440-09-7	ug/l	1170 B	1910 B	1350 B	2100 B	1230 B			
Selenium	10 ST	7782-49-2	ug/l	NA	NA	NA	NA	1.7 U			
Silver	50 ST	7440-22-4	ug/l	NA	NA	NA	NA	0.38 U			
Sodium	20000 ST	7440-23-5	ug/l	10400	14500	13700	10500	8020			
Thallium	0.5 GV	7440-28-0	ug/l	NA	NA	NA	NA	2.9 U			
Vanadium	-	7440-62-2	ug/l	NA	NA	NA	NA	1.4 U			
Zinc	2000 ST	7440-66-6	ug/l	NA	NA	NA	NA	177			
Cyanide	200 ST	0057-12-5	ug/l	NA	NA	NA	NA	10.0 U			
Iron + Manganese	500 ST*	-	ug/l	1712.6	2588.2	1892.1	1488.6	1111			

NOTES:

NS: Not sampled

ST*: Standard for the sum of iron and manganese is 500 ug/l

Concentration exceeds Standard/Guidance Value

U: Analyzed for but not detected, value shown is instrument detection limit

NA: Not analyzed

B: Compound detected above instrument detection
limit but below contract required detection limit

Appendix A-2

SONIA ROAD LANDFILL
POST CLOSURE GROUNDWATER MONITORING PROGRAM
HISTORIC AND CURRENT SAMPLE RESULTS
INORGANIC PARAMETERS

CONSTITUENT	NYSDEC Class GA Groundwater Standards/Guidance Values	CAS #	SITE: DATE: UNITS:	MW-11S 10/31/97 (ug/l)	MW-11S 12/13/00 (ug/l)	MW-11S 2/7/01 (ug/l)	MW-11S 8/22/02 (ug/l)	MW-11S 11/21/02 (ug/l)	MW-11S 3/6/03 (ug/l)	MW-11S 6/4/03 (ug/l)	MW-11S 8/21/03 (ug/l)
Aluminum	-	7429-90-5	ug/l	703	31.7	47.7	NA	127 B	NA	NA	17.4 B
Antimony	3 GV	7440-36-0	ug/l	3 U	1.7 U	12.3 U	NA	3.1 U	NA	NA	3.5 U
Arsenic	25 ST	7440-38-2	ug/l	2.4 U	2.5 U	1.9 U	NA	4.5 U	NA	NA	3.2 U
Barium	1000 ST	7440-39-3	ug/l	30.5	27.3	24.1	NA	28.3 B	NA	NA	8.8 B
Beryllium	3 GV	7440-41-7	ug/l	0.1 U	0.1 U	0.1 U	NA	0.4 U	NA	NA	0.20 U
Boron	1000 ST	7440-42-8	ug/l	NA	635	630	NA	206	NA	NA	160
Cadmium	5 ST	7440-43-9	ug/l	0.3 U	0.4 U	0.2 U	0.10 U	0.5 U	0.10 U	0.10 U	0.30 U
Calcium	-	7440-70-2	ug/l	39100	58600	53800	46600	51800	51500	78300	9900
Chromium Hexavalent	50 ST	18540-29-9	ug/l	20 U	20 U	20 U	NA	20 U	NA	NA	20 U
Chromium Total	50 ST	7440-47-3	ug/l	0.73	3.5 U	9.8	NA	38.9	NA	NA	0.70 U
Cobalt	-	7440-48-4	ug/l	2.1	1.4	1.8	NA	1.8 B	NA	NA	18.2 B
Copper	200 ST	7440-50-8	ug/l	3.2	3.2	3	NA	2.9 B	NA	NA	1.8 B
Iron	300 ST	7439-89-6	ug/l	739	45.6	65.1	4820	575	271	193	107
Lead	25 ST	7439-92-1	ug/l	1 U	1.4 U	1.1 U	0.80 U	1.4 U	1.5 U	1.5 B	0.80 U
Magnesium	35000 GV	7439-95-4	ug/l	4000	6250	5770	4090 B	5250	5880	7590	1750 B
Manganese	300 ST	7439-96-5	ug/l	1820	5290	4340	1230	1270	843	541	624
Mercury	0.7 ST	7439-97-6	ug/l	0.1 U	0.1 U	0.1 U	NA	0.1 U	NA	NA	0.10 U
Nickel	100 ST	7440-02-0	ug/l	2.6	3.1	3.3	NA	3.9 B	NA	NA	39.3 B
Potassium	-	7440-09-7	ug/l	8620	9070	7980	6970	6570	9540	15100	1390 B
Selenium	10 ST	7782-49-2	ug/l	2.8 U	3	3	NA	2.4 U	NA	NA	3.8 U
Silver	50 ST	7440-22-4	ug/l	0.9 U	3.6	1.6 U	NA	1 U	NA	NA	1 U
Sodium	20000 ST	7440-23-5	ug/l	43700	37900	26900	15000	16700	20300	54200	13800
Thallium	0.5 GV	7440-28-0	ug/l	3.2	2.3 U	2.8 U	NA	4.2 U	NA	NA	3.2 B
Vanadium	-	7440-62-2	ug/l	1.8	0.98	1.7 U	NA	0.97 B	NA	NA	1.8 U
Zinc	2000 ST	7440-66-6	ug/l	12.7	2.2 U	3.6 U	NA	15.2 B	NA	NA	6.6 B
Cyanide	200 ST	0057-12-5	ug/l	10 U	10 U	5 U	NA	10 U	NA	NA	10 U
Iron + Manganese	500 ST*	-	ug/l	2559	5335.6	4405.1	6050	1845	1114	734	731

NOTES:

NS: Not sampled

ST*: Standard for the sum of iron and manganese is 500 ug/l

Concentration exceeds Standard/Guidance Value

U: Analyzed for but not detected, value shown is instrument detection limit

NA: Not analyzed

B: Compound detected above instrument detection
limit but below contract required detection limit

Appendix A-2

**SONIA ROAD LANDFILL
POST CLOSURE GROUNDWATER MONITORING PROGRAM
HISTORIC AND CURRENT SAMPLE RESULTS
INORGANIC PARAMETERS**

CONSTITUENT	NYSDEC Class GA Groundwater Standards/Guidance Values	CAS #	SITE: DATE: UNITS:	MW-11S 11/13/03 (ug/l)	MW-11S 3/1/04 (ug/l)	MW-11S 5/21/04 (ug/l)	MW-11S 8/24/04 (ug/l)	MW-11S 11/11/04 (ug/l)	MW-11S 2/24/05 (ug/l)	MW-11S 5/26/05 (ug/l)	MW-11S 8/25/05 (ug/l)
Aluminum	-	7429-90-5	ug/l	NA	NA	39.9 B	NA	NA	153 B	NA	NA
Antimony	3 GV	7440-36-0	ug/l	NA	NA	2.4 U	NA	NA	3.6 U	NA	NA
Arsenic	25 ST	7440-38-2	ug/l	NA	NA	3.6 U	NA	NA	2.5 U	NA	NA
Barium	1000 ST	7440-39-3	ug/l	NA	NA	31.4 B	NA	NA	28.8 B	NA	NA
Beryllium	3 GV	7440-41-7	ug/l	NA	NA	0.2 U	NA	NA	0.19 U	NA	NA
Boron	1000 ST	7440-42-8	ug/l	NA	NA	176 B	NA	NA	324	NA	NA
Cadmium	5 ST	7440-43-9	ug/l	0.3 U	0.20 U	0.3 U	0.20 U	0.23 U	0.23 B	0.65 U	0.65 U
Calcium	-	7440-70-2	ug/l	66600	94900	53300	63600	72800	73000	63500	58000
Chromium Hexavalent	50 ST	18540-29-9	ug/l	NA	NA	20 U	NA	NA	20 U	NA	NA
Chromium Total	50 ST	7440-47-3	ug/l	NA	NA	64.7	NA	NA	36.5	NA	NA
Cobalt	-	7440-48-4	ug/l	NA	NA	1.8 B	NA	NA	2.8 B	NA	NA
Copper	200 ST	7440-50-8	ug/l	NA	NA	8 B	NA	NA	5.9 B	NA	NA
Iron	300 ST	7439-89-6	ug/l	636	1310	772	40.4 B	67.9 B	708	392	160
Lead	25 ST	7439-92-1	ug/l	1.1 U	1.6 U	1.2 U	0.70 U	1.1 U	1.1 U	3.4	1.7 U
Magnesium	35000 GV	7439-95-4	ug/l	5100	7510	5430	5180	5330	6110	5590	4930 B
Manganese	300 ST	7439-96-5	ug/l	207	172	348	239	319	432	594	1240
Mercury	0.7 ST	7439-97-6	ug/l	NA	NA	0.1 U	NA	NA	0.1 U	NA	NA
Nickel	100 ST	7440-02-0	ug/l	NA	NA	10.2 B	NA	NA	5.5 B	NA	NA
Potassium	-	7440-09-7	ug/l	15100	13700	12000	15100	13000	12700	9800	9520
Selenium	10 ST	7782-49-2	ug/l	NA	NA	2.3 B	NA	NA	3.0 U	NA	NA
Silver	50 ST	7440-22-4	ug/l	NA	NA	0.5 U	NA	NA	0.75 U	NA	NA
Sodium	20000 ST	7440-23-5	ug/l	70700	47700	34300	45400	32900	42300	39900	41800
Thallium	0.5 GV	7440-28-0	ug/l	NA	NA	2.8 U	NA	NA	2.7 U	NA	NA
Vanadium	-	7440-62-2	ug/l	NA	NA	1.7 U	NA	NA	1.8 U	NA	NA
Zinc	2000 ST	7440-66-6	ug/l	NA	NA	3.9 B	NA	NA	46.3	NA	NA
Cyanide	200 ST	0057-12-5	ug/l	NA	NA	10 U	NA	NA	10 U	NA	NA
Iron + Manganese	500 ST*	-	ug/l	843	1482	1120	279.4	386.9	1140	986	1400

NOTES:

NS: Not sampled

ST*: Standard for the sum of iron and manganese is 500 ug/l

: Concentration exceeds Standard/Guidance Value

U: Analyzed for but not detected, value shown is instrument detection limit

NA: Not analyzed

B: Compound detected above instrument detection

limit but below contract required detection limit

Appendix A-2

SONIA ROAD LANDFILL
POST CLOSURE GROUNDWATER MONITORING PROGRAM
HISTORIC AND CURRENT SAMPLE RESULTS
INORGANIC PARAMETERS

CONSTITUENT	NYSDEC Class GA Groundwater Standards/Guidance Values	CAS #	SITE: DATE: UNITS:	MW-11S 11/28/05 (ug/l)	MW-11S 2/27/06 (ug/l)	MW-11S 5/19/06 (ug/l)	MW-11S 8/11/06 (ug/l)	MW-11S 11/29/06 (ug/l)	MW-11S (ug/l)	MW-11S (ug/l)	MW-11S (ug/l)
Aluminum	-	7429-90-5	ug/l	NA	NA	NA	NA	22.7 B			
Antimony	3 GV	7440-36-0	ug/l	NA	NA	NA	NA	3.2 U			
Arsenic	25 ST	7440-38-2	ug/l	NA	NA	NA	NA	2.9 U			
Barium	1000 ST	7440-39-3	ug/l	NA	NA	NA	NA	27.4 B			
Beryllium	3 GV	7440-41-7	ug/l	NA	NA	NA	NA	0.17			
Boron	1000 ST	7440-42-8	ug/l	NA	NA	NA	NA	86.3 B			
Cadmium	5 ST	7440-43-9	ug/l	0.43 U	0.26 U	0.34 U	0.34 U	0.28 U			
Calcium	-	7440-70-2	ug/l	87000	77600	54800	65900	41500			
Chromium Hexavalent	50 ST	18540-29-9	ug/l	NA	NA	NA	NA	0.02U			
Chromium Total	50 ST	7440-47-3	ug/l	NA	NA	NA	NA	1.2 B			
Cobalt	-	7440-48-4	ug/l	NA	NA	NA	NA	1.3 U			
Copper	200 ST	7440-50-8	ug/l	NA	NA	NA	NA	3.1 B			
Iron	300 ST	7439-89-6	ug/l	37.2 B	150	85.3 B	286	90.0 B			
Lead	25 ST	7439-92-1	ug/l	1.6 U	1.3 U	1.9 U	1.9 U	1.5 U			
Magnesium	35000 GV	7439-95-4	ug/l	8110	7360	5590	6800	5310			
Manganese	300 ST	7439-96-5	ug/l	1290	1970	1800	1720	2710			
Mercury	0.7 ST	7439-97-6	ug/l	NA	NA	NA	NA	0.1U			
Nickel	100 ST	7440-02-0	ug/l	NA	NA	NA	NA	1.8 U			
Potassium	-	7440-09-7	ug/l	14600	16100	14000	17200	13600			
Selenium	10 ST	7782-49-2	ug/l	NA	NA	NA	NA	1.7 U			
Silver	50 ST	7440-22-4	ug/l	NA	NA	NA	NA	0.38 U			
Sodium	20000 ST	7440-23-5	ug/l	46900	47500	32300	56300	46200			
Thallium	0.5 GV	7440-28-0	ug/l	NA	NA	NA	NA	2.9 U			
Vanadium	-	7440-62-2	ug/l	NA	NA	NA	NA	1.4 U			
Zinc	2000 ST	7440-66-6	ug/l	NA	NA	NA	NA	39.7			
Cyanide	200 ST	0057-12-5	ug/l	NA	NA	NA	NA	10.0 U			
Iron + Manganese	500 ST*	-	ug/l	1327.2	2120	1885.3	2006	2800			

NOTES:

NS: Not sampled

ST*: Standard for the sum of iron and manganese is 500 ug/l

U: Concentration exceeds Standard/Guidance Value

U: Analyzed for but not detected, value shown is instrument detection limit

NA: Not analyzed

B: Compound detected above instrument detection

limit but below contract required detection limit

Appendix A-2

SONIA ROAD LANDFILL
POST CLOSURE GROUNDWATER MONITORING PROGRAM
HISTORIC AND CURRENT SAMPLE RESULTS
INORGANIC PARAMETERS

CONSTITUENT	NYSDEC Class GA Groundwater Standards/Guidance Values	CAS #	SITE: DATE: UNITS:	MW-12D 10/31/97 (ug/l)	MW-12D 12/8/00 (ug/l)	MW-12D 2/7/01 (ug/l)	MW-12D 8/22/02 (ug/l)	MW-12D 11/21/02 (ug/l)	MW-12D 3/6/03 (ug/l)	MW-12D 6/4/03 (ug/l)	MW-12D 8/21/03 (ug/l)
Aluminum	-	7429-90-5	ug/l	288	14.9	18.6	NA	43.5 B	NA	NA	19.9 B
Antimony	3 GV	7440-36-0	ug/l	3 U	1.7 U	12.3 U	NA	3.1 U	NA	NA	3.5 U
Arsenic	25 ST	7440-38-2	ug/l	2.4 U	2.5 U	1.9 U	NA	4.5 U	NA	NA	3.2 U
Barium	1000 ST	7440-39-3	ug/l	6.5	1.5	2.9 U	NA	3.4 B	NA	NA	2.2 B
Beryllium	3 GV	7440-41-7	ug/l	0.1 U	0.1 U	0.1 U	NA	0.4 U	NA	NA	0.20 U
Boron	1000 ST	7440-42-8	ug/l	NA	29.4	25.2	NA	16.1 B	NA	NA	24.8 B
Cadmium	5 ST	7440-43-9	ug/l	0.3 U	0.4 U	0.2 U	0.10 U	0.5 U	0.10 U	0.10 U	0.30 U
Calcium	-	7440-70-2	ug/l	8460	3180	3660	2580 B	3860 B	5990	6940	6600
Chromium Hexavalent	50 ST	18540-29-9	ug/l	20 U	20 U	20 U	NA	20 U	NA	NA	20 U
Chromium Total	50 ST	7440-47-3	ug/l	0.87	3.5 U	1	NA	2 B	NA	NA	0.70 U
Cobalt	-	7440-48-4	ug/l	1.1 U	0.9 U	1.7 U	NA	1 U	NA	NA	2.1 U
Copper	200 ST	7440-50-8	ug/l	2.4	1.5 U	1.5 U	NA	1.8 B	NA	NA	1.1 U
Iron	300 ST	7439-89-6	ug/l	312	20.9	16.5	129	132	12.4 B	33.2 B	23.6 U
Lead	25 ST	7439-92-1	ug/l	1 U	1.4 U	1.1 U	0.80 U	1.4 U	1.5 U	1.5 U	0.80 U
Magnesium	35000 GV	7439-95-4	ug/l	2330	1520	1760	1000 B	1590 B	2630 B	3080 B	2900 B
Manganese	300 ST	7439-96-5	ug/l	82.5	1.8	1.4	11.6 B	4.7 B	3.9 B	1.9 B	1.3 B
Mercury	0.7 ST	7439-97-6	ug/l	0.1 U	0.1 U	0.1 U	NA	0.1 U	NA	NA	0.10 U
Nickel	100 ST	7440-02-0	ug/l	1.3 U	1.9 U	1.4 U	NA	1.5 B	NA	NA	1.5 U
Potassium	-	7440-09-7	ug/l	837	554	673	552 B	438 B	551 B	833 B	481 B
Selenium	10 ST	7782-49-2	ug/l	2.8 U	1.7 U	1.5 U	NA	2.4 U	NA	NA	3.8 U
Silver	50 ST	7440-22-4	ug/l	0.9 U	1.4	1.6 U	NA	1 U	NA	NA	1 U
Sodium	20000 ST	7440-23-5	ug/l	8400	8610	9340	6450	6010	5770	6120	5490
Thallium	0.5 GV	7440-28-0	ug/l	2.6 U	2.3 U	2.8 U	NA	4.2 U	NA	NA	2.5 U
Vanadium	-	7440-62-2	ug/l	1.2	0.7 U	1.7 U	NA	0.60 U	NA	NA	1.8 U
Zinc	2000 ST	7440-66-6	ug/l	311	2.2 U	3.6 U	NA	24.1	NA	NA	2.4 B
Cyanide	200 ST	0057-12-5	ug/l	10 U	10 U	5 U	NA	10 U	NA	NA	10 U
Iron + Manganese	500 ST*	-	ug/l	394.5	22.7	17.9	129	136.7	16.3	35.1	24.9

NOTES:

NS: Not sampled

ST*: Standard for the sum of iron and manganese is 500 ug/l

U: Analyzed for but not detected, value shown is instrument detection limit

NA: Not analyzed

B: Compound detected above instrument detection

limit but below contract required detection limit

Appendix A-2

SONIA ROAD LANDFILL
POST CLOSURE GROUNDWATER MONITORING PROGRAM
HISTORIC AND CURRENT SAMPLE RESULTS
INORGANIC PARAMETERS

CONSTITUENT	NYSDEC Class GA Groundwater Standards/Guidance Values	CAS #	SITE: DATE: UNITS:	MW-12D 11/13/03 (ug/l)	MW-12D 3/1/04 (ug/l)	MW-12D 5/21/04 (ug/l)	MW-12D 8/24/04 (ug/l)	MW-12D 11/11/04 (ug/l)	MW-12D 2/24/05 (ug/l)	MW-12D 5/26/05 (ug/l)	MW-12D 8/25/05 (ug/l)
Aluminum	-	7429-90-5	ug/l	NA	NA	16.3 U	NA	NA	73.7 B	NA	NA
Antimony	3 GV	7440-36-0	ug/l	NA	NA	2.4 U	NA	NA	3.6 U	NA	NA
Arsenic	25 ST	7440-38-2	ug/l	NA	NA	3.6 U	NA	NA	2.5 U	NA	NA
Barium	1000 ST	7440-39-3	ug/l	NA	NA	4 U	NA	NA	1.7 U	NA	NA
Beryllium	3 GV	7440-41-7	ug/l	NA	NA	0.2 U	NA	NA	0.19 U	NA	NA
Boron	1000 ST	7440-42-8	ug/l	NA	NA	19.4 B	NA	NA	30.6 B	NA	NA
Cadmium	5 ST	7440-43-9	ug/l	0.3 U	0.57 B	0.3 U	0.20 U	0.23 U	0.23 U	0.65 U	0.68 B
Calcium	-	7440-70-2	ug/l	5460	4550 B	3540 B	3870 B	3910 B	3870 B	3050 B	2870 B
Chromium Hexavalent	50 ST	18540-29-9	ug/l	NA	NA	20 U	NA	NA	20 U	NA	NA
Chromium Total	50 ST	7440-47-3	ug/l	NA	NA	0.89 B	NA	NA	1.1 B	NA	NA
Cobalt	-	7440-48-4	ug/l	NA	NA	1.5 U	NA	NA	1.3 U	NA	NA
Copper	200 ST	7440-50-8	ug/l	NA	NA	2 B	NA	NA	1.1 U	NA	NA
Iron	300 ST	7439-89-6	ug/l	21.9 B	58.3 B	33 B	98.1 B	4.0 B	30.8 B	20.2 B	57.3 B
Lead	25 ST	7439-92-1	ug/l	1.3 B	1.6 U	1.2 U	0.70 U	1.1 U	1.1 U	1.7	2.4 B
Magnesium	35000 GV	7439-95-4	ug/l	2340 B	1940 B	1530 B	1720 B	1660 B	1640 B	1250 B	1210 B
Manganese	300 ST	7439-96-5	ug/l	1.8 B	3.1 B	2.6 B	1.4 B	0.58 B	1.0 B	1.2 U	1.9 B
Mercury	0.7 ST	7439-97-6	ug/l	NA	NA	0.1 U	NA	NA	0.1 U	NA	NA
Nickel	100 ST	7440-02-0	ug/l	NA	NA	1.6 U	NA	NA	1.2 U	NA	NA
Potassium	-	7440-09-7	ug/l	440 B	474 B	403 B	692 B	597 B	591 B	446 B	415 B
Selenium	10 ST	7782-49-2	ug/l	NA	NA	2.1 U	NA	NA	3.0 U	NA	NA
Silver	50 ST	7440-22-4	ug/l	NA	NA	0.5 U	NA	NA	0.75 U	NA	NA
Sodium	20000 ST	7440-23-5	ug/l	5090	5530	4890 B	5690	6310	6750	5950	6750
Thallium	0.5 GV	7440-28-0	ug/l	NA	NA	2.8 U	NA	NA	2.7 U	NA	NA
Vanadium	-	7440-62-2	ug/l	NA	NA	1.7 U	NA	NA	1.8 U	NA	NA
Zinc	2000 ST	7440-66-6	ug/l	NA	NA	3 B	NA	NA	56.6	NA	NA
Cyanide	200 ST	0057-12-5	ug/l	NA	NA	10 U	NA	NA	10.0 U	NA	NA
Iron + Manganese	500 ST*	-	ug/l	23.7	61.4	35.6	99.5	4.58	31.8	21.4	59.2

NOTES:

NS: Not sampled

ST*: Standard for the sum of iron and manganese is 500 ug/l

U: Concentration exceeds Standard/Guidance Value

NA: Analyzed for but not detected, value shown is instrument detection limit

NA: Not analyzed

B: Compound detected above instrument detection

limit but below contract required detection limit

Appendix A-2

SONIA ROAD LANDFILL
POST CLOSURE GROUNDWATER MONITORING PROGRAM
HISTORIC AND CURRENT SAMPLE RESULTS
INORGANIC PARAMETERS

CONSTITUENT	NYSDEC Class GA Groundwater Standards/Guidance Values	CAS #	SITE: DATE: UNITS:	MW-12D	MW-12D	MW-12D	MW-12D	MW-12D	MW-12D	MW-12D	MW-12D
				11/28/05 (ug/l)	2/27/06 (ug/l)	5/19/06 (ug/l)	8/11/06 (ug/l)	11/29/06 (ug/l)	(ug/l)	(ug/l)	(ug/l)
Aluminum	-	7429-90-5	ug/l	NA	NA	NA	NA	37.4 B			
Antimony	3 GV	7440-36-0	ug/l	NA	NA	NA	NA	3.2 U			
Arsenic	25 ST	7440-38-2	ug/l	NA	NA	NA	NA	2.9 U			
Barium	1000 ST	7440-39-3	ug/l	NA	NA	NA	NA	6.4 U			
Beryllium	3 GV	7440-41-7	ug/l	NA	NA	NA	NA	0.17 U			
Boron	1000 ST	7440-42-8	ug/l	NA	NA	NA	NA	16.8 B			
Cadmium	5 ST	7440-43-9	ug/l	0.43 U	0.26 U	0.34 U	0.34 U	0.28 U			
Calcium	-	7440-70-2	ug/l	3790 B	4650 B	5070	4950 B	5790			
Chromium Hexavalent	50 ST	18540-29-9	ug/l	NA	NA	NA	NA	0.02 U			
Chromium Total	50 ST	7440-47-3	ug/l	NA	NA	NA	NA	0.50 U			
Cobalt	-	7440-48-4	ug/l	NA	NA	NA	NA	1.3 U			
Copper	200 ST	7440-50-8	ug/l	NA	NA	NA	NA	0.88 U			
Iron	300 ST	7439-89-6	ug/l	59.5 B	55.0 B	67.0 B	14.2 B	66.3 B			
Lead	25 ST	7439-92-1	ug/l	1.6 U	1.3 B	2.6 B	1.9 U	1.5 U			
Magnesium	35000 GV	7439-95-4	ug/l	1610 B	2110 B	2130 B	2170 B	2790 B			
Manganese	300 ST	7439-96-5	ug/l	2.9 B	2.5 B	3.6 B	1.6 B	3.0 U			
Mercury	0.7 ST	7439-97-6	ug/l	NA	NA	NA	NA	0.1U			
Nickel	100 ST	7440-02-0	ug/l	NA	NA	NA	NA	1.8 U			
Potassium	-	7440-09-7	ug/l	513 B	736 B	559 B	1640 B	651 B			
Selenium	10 ST	7782-49-2	ug/l	NA	NA	NA	NA	1.7 U			
Silver	50 ST	7440-22-4	ug/l	NA	NA	NA	NA	0.38 U			
Sodium	20000 ST	7440-23-5	ug/l	7180	7230	7200	6930	6290			
Thallium	0.5 GV	7440-28-0	ug/l	NA	NA	NA	NA	2.9 U			
Vanadium	-	7440-62-2	ug/l	NA	NA	NA	NA	1.4 U			
Zinc	2000 ST	7440-66-6	ug/l	NA	NA	NA	NA	40.3			
Cyanide	200 ST	0057-12-5	ug/l	NA	NA	NA	NA	10.0 U			
Iron + Manganese	500 ST*	-	ug/l	62.4	57.5	69.6	15.8	66.3			

NOTES:

NS: Not sampled

ST*: Standard for the sum of iron and manganese is 500 ug/l

U: Concentration exceeds Standard/Guidance Value

U: Analyzed for but not detected, value shown is instrument detection limit

NA: Not analyzed

B: Compound detected above instrument detection
limit but below contract required detection limit

Appendix A-2

SONIA ROAD LANDFILL
POST CLOSURE GROUNDWATER MONITORING PROGRAM
HISTORIC AND CURRENT SAMPLE RESULTS
INORGANIC PARAMETERS

CONSTITUENT	NYSDEC Class GA Groundwater Standards/Guidance Values	CAS #	SITE: DATE: UNITS:	MW-121 10/31/1997 (ug/l)	MW-121 12/7/00 (ug/l)	MW-121 2/8/01 (ug/l)	MW-121 8/22/02 (ug/l)	MW-121 11/21/02 (ug/l)	MW-121 3/6/03 (ug/l)	MW-121 6/4/03 (ug/l)	MW-121 8/21/03 (ug/l)
Aluminum	-	7429-90-5	ug/l	281	38.1 B	13.5	NA	88.5 B	NA	NA	23.4 B
Antimony	3 GV	7440-36-0	ug/l	3 U	1.7 U	12.3 U	NA	3.1 U	NA	NA	3.5 U
Arsenic	25 ST	7440-38-2	ug/l	2.4 U	2.5 U	1.9 U	NA	4.5 U	NA	NA	3.2 U
Barium	1000 ST	7440-39-3	ug/l	25.1	20.2 B	12.6	NA	16.8 B	NA	NA	4.9 B
Beryllium	3 GV	7440-41-7	ug/l	0.1 U	0.1 U	0.1 U	NA	0.4 U	NA	NA	0.20 U
Boron	1000 ST	7440-42-8	ug/l	NA	865	423	NA	47.6 B	NA	NA	42.4 B
Cadmium	5 ST	7440-43-9	ug/l	0.3 U	0.4 U	0.2 U	0.10 U	0.5 U	0.10 U	0.10 U	0.30 U
Calcium	-	7440-70-2	ug/l	13000	13500	9680	4240 B	6480	4390 B	6470	4020 B
Chromium Hexavalent	50 ST	18540-29-9	ug/l	20 U	20 U	20 U	NA	20 U	NA	NA	20 U
Chromium Total	50 ST	7440-47-3	ug/l	0.4 U	3.5 U	0.6 U	NA	2.7 B	NA	NA	0.70 U
Cobalt	-	7440-48-4	ug/l	1.1 U	0.9 U	1.7 U	NA	1.2 B	NA	NA	2.1 U
Copper	200 ST	7440-50-8	ug/l	1	2.4 B	1.5 U	NA	2.8 B	NA	NA	1.1 U
Iron	300 ST	7439-89-6	ug/l	213	20.9 B	12.4	257	312	37.3 B	48.5 B	25.8 B
Lead	25 ST	7439-92-1	ug/l	1 U	1.4 U	1.1 U	0.80 U	1.9 B	1.5 U	1.5 U	0.80 U
Magnesium	35000 GV	7439-95-4	ug/l	4930	3600 B	2400	1220 B	1680 B	1250 B	2120 B	1260 B
Manganese	300 ST	7439-96-5	ug/l	1290	1300	1070	345	289	153	233	132
Mercury	0.7 ST	7439-97-6	ug/l	0.1 U	NA	0.1 U	NA	0.1 U	NA	NA	0.1 U
Nickel	100 ST	7440-02-0	ug/l	1.5	1.9 U	1.4 U	NA	3 B	NA	NA	1.5 U
Potassium	-	7440-09-7	ug/l	1520	2110 B	1810	915 B	1330 B	796 B	1180 B	692 B
Selenium	10 ST	7782-49-2	ug/l	2.8 U	1.7 U	1.5 U	NA	2.4 U	NA	NA	3.8 U
Silver	50 ST	7440-22-4	ug/l	0.9 U	0.65 B	1.6 U	NA	1 U	NA	NA	1 U
Sodium	20000 ST	7440-23-5	ug/l	10800	22500	13900	5820	6080	5320	8590	5990
Thallium	0.5 GV	7440-28-0	ug/l	2.6 U	2.3 U	2.8 U	NA	4.2 U	NA	NA	2.5 U
Vanadium	-	7440-62-2	ug/l	1.2 U	0.7 U	1.7 U	NA	1.4 B	NA	NA	1.8 U
Zinc	2000 ST	7440-66-6	ug/l	39.2	13.7 B	9	NA	44.9	NA	NA	8.2 B
Cyanide	200 ST	0057-12-5	ug/l	10 U	10 U	5 U	NA	10 U	NA	NA	10 U
Iron + Manganese	500 ST*	-	ug/l	1503	1320.9	1082.4	602	601	190.3	281.5	157.8

NOTES:

NS: Not sampled

ST*: Standard for the sum of iron and manganese is 500 ug/l

U: Analyzed for but not detected, value shown is instrument detection limit

NA: Not analyzed

B: Compound detected above instrument detection

limit but below contract required detection limit

Appendix A-2

SONIA ROAD LANDFILL
POST CLOSURE GROUNDWATER MONITORING PROGRAM
HISTORIC AND CURRENT SAMPLE RESULTS
INORGANIC PARAMETERS

CONSTITUENT	NYSDEC Class GA Groundwater Standards/Guidance Values	CAS #	SITE: DATE: UNITS:	MW-12I 11/13/03 (ug/l)	MW-12I 3/1/04 (ug/l)	MW-12I 5/21/04 (ug/l)	MW-12I 8/24/04 (ug/l)	MW-12I 11/11/04 (ug/l)	MW-12I 2/24/05 (ug/l)	MW-12I 5/26/05 (ug/l)	MW-12I 8/25/05 (ug/l)
Aluminum	-	7429-90-5	ug/l	NA	NA	18.2 B	NA	NA	1240	NA	NA
Antimony	3 GV	7440-36-0	ug/l	NA	NA	2.4 U	NA	NA	3.6 U	NA	NA
Arsenic	25 ST	7440-38-2	ug/l	NA	NA	3.6 U	NA	NA	2.5 U	NA	NA
Barium	1000 ST	7440-39-3	ug/l	NA	NA	6 B	NA	NA	54.7 B	NA	NA
Beryllium	3 GV	7440-41-7	ug/l	NA	NA	2 U	NA	NA	0.19 U	NA	NA
Boron	1000 ST	7440-42-8	ug/l	NA	NA	36.8 B	NA	NA	69.9 B	NA	NA
Cadmium	5 ST	7440-43-9	ug/l	0.3 U	0.21 B	0.3 U	0.39 B	0.32 B	1.2 B	0.65 U	0.65 U
Calcium	-	7440-70-2	ug/l	4040 B	3880 B	3270 B	5770	8850	21700	4200 B	6480
Chromium Hexavalent	50 ST	18540-29-9	ug/l	NA	NA	20 U	NA	NA	20 U	NA	NA
Chromium Total	50 ST	7440-47-3	ug/l	NA	NA	0.7 B	NA	NA	6.1 B	NA	NA
Cobalt	-	7440-48-4	ug/l	NA	NA	1.5 U	NA	NA	1.3 U	NA	NA
Copper	200 ST	7440-50-8	ug/l	NA	NA	3 B	NA	NA	8.2 B	NA	NA
Iron	300 ST	7439-89-6	ug/l	30.1 B	63.3 B	61.8 B	23.2 B	50.8 B	2810	148	122
Lead	25 ST	7439-92-1	ug/l	1.5 B	1.6 U	1.2 U	0.70 U	1.1 U	12.4	3.4	1.7 U
Magnesium	35000 GV	7439-95-4	ug/l	1280 B	1160 B	982 B	1840 B	2470 B	2980 B	1030 B	1810 B
Manganese	300 ST	7439-96-5	ug/l	125	127	86.4	222	392	213	133	214
Mercury	0.7 ST	7439-97-6	ug/l	NA	NA	0.1 U	NA	NA	0.1 U	NA	NA
Nickel	100 ST	7440-02-0	ug/l	NA	NA	1.6 U	NA	NA	6.1 B	NA	NA
Potassium	-	7440-09-7	ug/l	688 B	757 I	658 B	1280 B	1750 B	3620 B	973 B	1090 B
Selenium	10 ST	7782-49-2	ug/l	NA	NA	2.5 B	NA	NA	3.0 U	NA	NA
Silver	50 ST	7440-22-4	ug/l	NA	NA	0.5 U	NA	NA	0.75 U	NA	NA
Sodium	20000 ST	7440-23-5	ug/l	5900	5350	4700 B	7400	9940	24900	6960	9820
Thallium	0.5 GV	7440-28-0	ug/l	NA	NA	2.8 U	NA	NA	2.7 U	NA	NA
Vanadium	-	7440-62-2	ug/l	NA	NA	1.7 U	NA	NA	4.9 B	NA	NA
Zinc	2000 ST	7440-66-6	ug/l	NA	NA	19 B	NA	NA	298	NA	NA
Cyanide	200 ST	0057-12-5	ug/l	NA	NA	10 U	NA	NA	10 U	NA	NA
Iron + Manganese	500 ST*	-	ug/l	155.1	190.3	148.2	245.2	442.8	3023	281	336

NOTES:

NS: Not sampled

ST*: Standard for the sum of iron and manganese is 500 ug/l

Concentration exceeds Standard/Guidance Value

U: Analyzed for but not detected, value shown is instrument detection limit

NA: Not analyzed

B: Compound detected above instrument detection
limit but below contract required detection limit

Appendix A-2

SONIA ROAD LANDFILL
POST CLOSURE GROUNDWATER MONITORING PROGRAM
HISTORIC AND CURRENT SAMPLE RESULTS
INORGANIC PARAMETERS

CONSTITUENT	NYSDEC Class GA Groundwater Standards/Guidance Values	CAS #	SITE: DATE: UNITS:	MW-121	MW-121	MW-121	MW-121	MW-121	MW-121	MW-121	MW-121
				11/28/05 (ug/l)	2/27/06 (ug/l)	5/19/06 (ug/l)	8/11/06 (ug/l)	11/29/06 (ug/l)	(ug/l)	(ug/l)	(ug/l)
Aluminum	-	7429-90-5	ug/l	NA	NA	NA	NA	29.9 B			
Antimony	3 GV	7440-36-0	ug/l	NA	NA	NA	NA	3.2 U			
Arsenic	25 ST	7440-38-2	ug/l	NA	NA	NA	NA	2.9 U			
Barium	1000 ST	7440-39-3	ug/l	NA	NA	NA	NA	20.2 B			
Beryllium	3 GV	7440-41-7	ug/l	NA	NA	NA	NA	0.17 U			
Boron	1000 ST	7440-42-8	ug/l	NA	NA	NA	NA	142 B			
Cadmium	5 ST	7440-43-9	ug/l	0.43 U	0.73 B	0.34 U	0.34 U	0.28 U			
Calcium	-	7440-70-2	ug/l	12600	21900	19000	11100	7900			
Chromium Hexavalent	50 ST	18540-29-9	ug/l	NA	NA	NA	NA	0.02 U			
Chromium Total	50 ST	7440-47-3	ug/l	NA	NA	NA	NA	0.50 U			
Cobalt	-	7440-48-4	ug/l	NA	NA	NA	NA	1.3 U			
Copper	200 ST	7440-50-8	ug/l	NA	NA	NA	NA	2.6 B			
Iron	300 ST	7439-89-6	ug/l	13.4 B	249	69.1 B	7.5 B	67.3 B			
Lead	25 ST	7439-92-1	ug/l	1.6 U	5.3	2.0 B	1.9 U	1.5 U			
Magnesium	35000 GV	7439-95-4	ug/l	3390 B	3860 B	3710 B	2180 B	1670 B			
Manganese	300 ST	7439-96-5	ug/l	443	389	940	585	395			
Mercury	0.7 ST	7439-97-6	ug/l	NA	NA	NA	NA	0.1 U			
Nickel	100 ST	7440-02-0	ug/l	NA	NA	NA	NA	1.8 U			
Potassium	-	7440-09-7	ug/l	2250 B	4080 B	4030 B	3710 B	3180 B			
Selenium	10 ST	7782-49-2	ug/l	NA	NA	NA	NA	1.7 U			
Silver	50 ST	7440-22-4	ug/l	NA	NA	NA	NA	0.38 U			
Sodium	20000 ST	7440-23-5	ug/l	18600	17900	19700	16800	16500			
Thallium	0.5 GV	7440-28-0	ug/l	NA	NA	NA	NA	2.9 U			
Vanadium	-	7440-62-2	ug/l	NA	NA	NA	NA	1.4 U			
Zinc	2000 ST	7440-66-6	ug/l	NA	NA	NA	NA	48.5			
Cyanide	200 ST	0057-12-5	ug/l	NA	NA	NA	NA	10.0 U			
Iron + Manganese	500 ST*	-	ug/l	456.4	638	1009.1	592.5	462.3			

NOTES:

NS: Not sampled

ST*: Standard for the sum of iron and manganese is 500 ug/l

: Concentration exceeds Standard/Guidance Value

U: Analyzed for but not detected, value shown is instrument detection limit

NA: Not analyzed

B: Compound detected above instrument detection
limit but below contract required detection limit

Appendix A-2

SONIA ROAD LANDFILL
POST CLOSURE GROUNDWATER MONITORING PROGRAM
HISTORIC AND CURRENT SAMPLE RESULTS
INORGANIC PARAMETERS

CONSTITUENT	NYSDEC Class GA Groundwater Standards/Guidance Values	CAS #	SITE: DATE: UNITS:	MW-12S 10/31/97 (ug/l)	MW-12S 12/7/00 (ug/l)	MW-12S 2/5/01 (ug/l)	MW-12S 8/22/02 (ug/l)	MW-12S "F" 8/22/02 (ug/l)	MW-12S 11/21/02 (ug/l)	MW-12S 3/6/03 (ug/l)	MW-12S 6/4/03 (ug/l)	MW-12S 8/21/03 (ug/l)
Aluminum	-	7429-90-5	ug/l	275	135 B	109	NA	NA	182 B	NA	NA	13.9 U
Antimony	3 GV	7440-36-0	ug/l	3 U	1.7 U	12.3 U	NA	NA	3.1 U	NA	NA	3.5 U
Arsenic	25 ST	7440-38-2	ug/l	2.4 U	2.5 U	1.9 U	NA	NA	4.5 U	NA	NA	3.2 U
Barium	1000 ST	7440-39-3	ug/l	24.7	35.5 B	32.6	NA	NA	32.7 B	NA	NA	29.1 B
Beryllium	3 GV	7440-41-7	ug/l	0.1 U	0.1 U	0.1 U	NA	NA	0.4 U	NA	NA	0.20 U
Boron	1000 ST	7440-42-8	ug/l	NA	102	108	NA	NA	94.5 B	NA	NA	103
Cadmium	5 ST	7440-43-9	ug/l	0.3 U	0.4 U	0.2 U	0.10 U	0.10 U	0.5 U	0.10 U	0.10 U	0.30 U
Calcium	-	7440-70-2	ug/l	32500	33500	38700	45800	45600	42500	40400	28700	46600
Chromium Hexavalent	50 ST	18540-29-9	ug/l	20 U	20 U	20 U	NA	NA	20 U	NA	NA	20 U
Chromium Total	50 ST	7440-47-3	ug/l	8.3	8.7 B	3	NA	NA	52.5	NA	NA	9.5 B
Cobalt	-	7440-48-4	ug/l	1.1 U	0.9 U	1.7 U	NA	NA	1 U	NA	NA	2.1 U
Copper	200 ST	7440-50-8	ug/l	0.7 U	3.2 B	1.5 U	NA	NA	2.8 B	NA	NA	1.3 B
Iron	300 ST	7439-89-6	ug/l	326	170	88.4	23200	2390	504	231	81.8 B	63.5 B
Lead	25 ST	7439-92-1	ug/l	1.0 U	1.4 U	1.1 U	2.9 B	0.8 U	1.4 U	1.5 U	1.5 U	0.80 U
Magnesium	35000 GV	7439-95-4	ug/l	1730	1990 B	2280	2530 B	2430 B	2080 B	2070 B	1720 B	2470 B
Manganese	300 ST	7439-96-5	ug/l	29.2	45	14.1	247	36.2	20.3	45.8	4.8 B	3.4 B
Mercury	0.7 ST	7439-97-6	ug/l	0.1 U	0.1 U	0.1 U	NA	NA	0.1 U	NA	NA	0.1 U
Nickel	100 ST	7440-02-0	ug/l	1.3 U	3.5 B	1.4 U	NA	NA	2.7 B	NA	NA	2.6 B
Potassium	-	7440-09-7	ug/l	14700	14900	15400	14400	14200	10700	13500	9400	10700
Selenium	10 ST	7782-49-2	ug/l	2.8 U	1.7 U	1.5 U	NA	NA	2.4 U	NA	NA	3.8 U
Silver	50 ST	7440-22-4	ug/l	0.9 U	0.5 U	1.6 U	NA	NA	1 U	NA	NA	1 U
Sodium	20000 ST	7440-23-5	ug/l	17800	18000	21100	20200	20500	14300	75400	27000	16200
Thallium	0.5 GV	7440-28-0	ug/l	2.6 U	2.3 U	2.8 U	NA	NA	4.2 U	NA	NA	2.5 U
Vanadium	-	7440-62-2	ug/l	1.2 U	0.98 B	1.7 U	NA	NA	1.6 B	NA	NA	1.8 U
Zinc	2000 ST	7440-66-6	ug/l	15	2.2 U	3.6 U	NA	NA	13.9 B	NA	NA	5.3 B
Cyanide	200 ST	0057-12-5	ug/l	10 U	10 U	5 U	NA	NA	10 U	NA	NA	10 U
Iron + Manganese	500 ST*	-	ug/l	355.2	215	102.5	23447	2426.2	524.3	276.8	86.6	66.9

NOTES:

NS: Not sampled

: Concentration exceeds Standard/Guidance Value

U: Analyzed for but not detected, value shown is instrument detection limit

NA: Not analyzed

B: Compound detected above instrument detection

limit but below contract required detection limit

"F": Filtered by lab for dissolved metals

ST*: Standard for the sum of iron and manganese is 500 ug/l

Appendix A-2

SONIA ROAD LANDFILL
POST CLOSURE GROUNDWATER MONITORING PROGRAM
HISTORIC AND CURRENT SAMPLE RESULTS
INORGANIC PARAMETERS

CONSTITUENT	NYSDEC Class GA Groundwater Standards/Guidance Values	CAS #	SITE: DATE: UNITS:	MW-12S 11/13/03 (ug/l)	MW-12S 3/1/04 (ug/l)	MW-12S 5/21/04 (ug/l)	MW-12S 8/24/04 (ug/l)	MW-12S 11/11/04 (ug/l)	MW-12S 2/24/05 (ug/l)	MW-12S 5/26/05 (ug/l)	MW-12S 8/25/05 (ug/l)	MW-12S 11/28/05 (ug/l)
Aluminum	-	7429-90-5	ug/l	NA	NA	22.3 B	NA	NA	79.2 B	NA	NA	NA
Antimony	3 GV	7440-36-0	ug/l	NA	NA	2.4 U	NA	NA	3.6 U	NA	NA	NA
Arsenic	25 ST	7440-38-2	ug/l	NA	NA	3.6 U	NA	NA	2.5 U	NA	NA	NA
Barium	1000 ST	7440-39-3	ug/l	NA	NA	26.8 B	NA	NA	40 B	NA	NA	NA
Beryllium	3 GV	7440-41-7	ug/l	NA	NA	0.2 U	NA	NA	0.19 U	NA	NA	NA
Boron	1000 ST	7440-42-8	ug/l	NA	NA	57.3 B	NA	NA	66.5 B	NA	NA	NA
Cadmium	5 ST	7440-43-9	ug/l	0.3 U	0.20 U	0.3 U	0.20 U	0.23 U	0.23 U	0.65 U	0.65 U	0.43 U
Calcium	-	7440-70-2	ug/l	43000	46700	36300	46000	22700	63700	34700	32900	31100
Chromium Hexavalent	50 ST	18540-29-9	ug/l	NA	NA	20 U	NA	NA	20 U	NA	NA	NA
Chromium Total	50 ST	7440-47-3	ug/l	NA	NA	41.6	NA	NA	36.8	NA	NA	NA
Cobalt	-	7440-48-4	ug/l	NA	NA	1.5 U	NA	NA	1.3 U	NA	NA	NA
Copper	200 ST	7440-50-8	ug/l	NA	NA	3.9 B	NA	NA	3.5 B	NA	NA	NA
Iron	300 ST	7439-89-6	ug/l	40.6 B	324	330	203	310	287	796	1410	87.3 B
Lead	25 ST	7439-92-1	ug/l	1.6 B	1.6 U	1.2 U	0.70 U	1.1 U	1.1 U	2.8 B	1.7 U	1.6 U
Magnesium	35000 GV	7439-95-4	ug/l	2260 B	2580 B	1880 B	2820 B	1180 B	3990 B	1840 B	1660 B	1710 B
Manganese	300 ST	7439-96-5	ug/l	6.2 B	33.7	22.8	6.0 B	7.4 B	10.4 B	9.2 B	30.4	5.6 B
Mercury	0.7 ST	7439-97-6	ug/l	NA	NA	0.1 U	NA	NA	0.10 U	NA	NA	NA
Nickel	100 ST	7440-02-0	ug/l	NA	NA	10.6 B	NA	NA	16.1 B	NA	NA	NA
Potassium	-	7440-09-7	ug/l	26900	17500	15000	12600	7410	21500	13100	8730	12400
Selenium	10 ST	7782-49-2	ug/l	NA	NA	3.1 B	NA	NA	3.0 U	NA	NA	NA
Silver	50 ST	7440-22-4	ug/l	NA	NA	0.5 U	NA	NA	1.2 B	NA	NA	NA
Sodium	20000 ST	7440-23-5	ug/l	25900	38000	30300	45000	11800	145000	35700	34500	30700
Thallium	0.5 GV	7440-28-0	ug/l	NA	NA	2.8 U	NA	NA	2.7 U	NA	NA	NA
Vanadium	-	7440-62-2	ug/l	NA	NA	1.7 U	NA	NA	1.8 U	NA	NA	NA
Zinc	2000 ST	7440-66-6	ug/l	NA	NA	6 B	NA	NA	34	NA	NA	NA
Cyanide	200 ST	0057-12-5	ug/l	NA	NA	10 U	NA	NA	10 U	NA	NA	NA
Iron + Manganese	500 ST*	-	ug/l	46.8	357.7	352.8	209	317.4	297.4	805.2	1440.4	92.9

NOTES:

NS: Not sampled

U: Concentration exceeds Standard/Guidance Value

NA: Analyzed for but not detected, value shown is instrument detection limit

NA: Not analyzed

B: Compound detected above instrument detection

limit but below contract required detection limit

"F": Filtered by lab for dissolved metals

ST*: Standard for the sum of iron and manganese is 500 ug/l

Appendix A-2

SONIA ROAD LANDFILL
POST CLOSURE GROUNDWATER MONITORING PROGRAM
HISTORIC AND CURRENT SAMPLE RESULTS
INORGANIC PARAMETERS

CONSTITUENT	NYSDEC Class GA Groundwater Standards/Guidance Values	CAS #	SITE: DATE: UNITS:	MW-12S 2/27/06 (ug/l)	MW-12S 5/19/06 (ug/l)	MW-12S 8/11/06 (ug/l)	MW-12S 11/29/06 (ug/l)	MW-12S (ug/l)	MW-12S (ug/l)	MW-12S (ug/l)	MW-12S (ug/l)	MW-12S (ug/l)
Aluminum	-	7429-90-5	ug/l	NA	NA	NA	10.2 U					
Antimony	3 GV	7440-36-0	ug/l	NA	NA	NA	3.2 U					
Arsenic	25 ST	7440-38-2	ug/l	NA	NA	NA	2.9 U					
Barium	1000 ST	7440-39-3	ug/l	NA	NA	NA	26.1 B					
Beryllium	3 GV	7440-41-7	ug/l	NA	NA	NA	0.17 U					
Boron	1000 ST	7440-42-8	ug/l	NA	NA	NA	57.0 B					
Cadmium	5 ST	7440-43-9	ug/l	0.26 U	0.34 U	0.34 U	0.28 U					
Calcium	-	7440-70-2	ug/l	35100	21800	15500	26500					
Chromium Hexavalent	50 ST	18540-29-9	ug/l	NA	NA	NA	0.02 U					
Chromium Total	50 ST	7440-47-3	ug/l	NA	NA	NA	7.6 B					
Cobalt	-	7440-48-4	ug/l	NA	NA	NA	1.3 U					
Copper	200 ST	7440-50-8	ug/l	NA	NA	NA	1.6 B					
Iron	300 ST	7439-89-6	ug/l	469	97.3 B	629	203					
Lead	25 ST	7439-92-1	ug/l	1.8 B	1.9 U	1.9 U	1.5 U					
Magnesium	35000 GV	7439-95-4	ug/l	2550 B	1430 B	1040 B	1920 B					
Manganese	300 ST	7439-96-5	ug/l	13.3 B	6.8 B	35	4.0 B					
Mercury	0.7 ST	7439-97-6	ug/l	NA	NA	NA	0.1U					
Nickel	100 ST	7440-02-0	ug/l	NA	NA	NA	6.8 B					
Potassium	-	7440-09-7	ug/l	13400	21000	29800	20800					
Selenium	10 ST	7782-49-2	ug/l	NA	NA	NA	1.7 U					
Silver	50 ST	7440-22-4	ug/l	NA	NA	NA	0.38 U					
Sodium	20000 ST	7440-23-5	ug/l	43400	26900	23400	23100					
Thallium	0.5 GV	7440-28-0	ug/l	NA	NA	NA	2.9 U					
Vanadium	-	7440-62-2	ug/l	NA	NA	NA	1.4 U					
Zinc	2000 ST	7440-66-6	ug/l	NA	NA	NA	36.0					
Cyanide	200 ST	0057-12-5	ug/l	NA	NA	NA	10.0 U					
Iron + Manganese	500 ST*	-	ug/l	482.3	100.1	664	207					

NOTES:

NS: Not sampled

Concentration exceeds Standard/Guidance Value

U: Analyzed for but not detected, value shown is instrument detection limit

NA: Not analyzed

B: Compound detected above instrument detection limit but below contract required detection limit

"F": Filtered by lab for dissolved metals

ST*: Standard for the sum of iron and manganese is 500 ug/l

APPENDIX A-3

**HISTORICAL AND CURRENT GROUNDWATER SAMPLE RESULTS -
VOLATILE ORGANIC COMPOUNDS**

APPENDIX A-3

SONIA ROAD LANDFILL
POST CLOSURE GROUNDWATER MONITORING PROGRAM
HISTORIC AND CURRENT SAMPLE RESULTS
VOLATILE ORGANIC COMPOUNDS

Sample ID		MW-01D	MW-01D	MW-01D	MW-01D	MW-01D	MW-01D	MW-01D	MW-01D	MW-01D	MW-01D	NYSDEC Class GA GROUNDWATER STANDARD/GUIDANCE VALUE
Date of Collection		10/24/1997	1/28/1998	11/30/2000	1/30/2001	11/20/2002	8/21/2003	5/20/2004	2/28/2005	11/29/2006		
Volatile Organic Compounds	CAS #	(ug/l)	(ug/l)	(ug/l)	(ug/l)	(ug/l)	(ug/l)	(ug/l)	(ug/l)	(ug/l)		
Ethylbenzene	000100-41-4	0.4 U	10.0 U	5 U	10 U	5 U	5 U	5 U	5 U	5 U	5 ST	
Styrene	000100-42-5	0.4 U	10.0 U	5 U	10 U	5 U	5 U	5 U	5 U	5 U	5 ST	
cis-1,3-Dichloropropene	010061-01-5	0.2 U	10.0 U	5 U	10 U	5 U	5 U	5 U	5 U	5 U	0.4 ST	
trans-1,3-Dichloropropene	010061-02-6	0.2 U	10.0 U	5 U	10 U	5 U	5 U	5 U	5 U	5 U	0.4 ST	
1,4-Dichlorobenzene	000106-46-7	NA	NA	5 U	10 U	5 U	5 U	5 U	5 U	5 U	3 ST	
1,2-Dibromoethane	000106-93-4	NA	NA	5 U	10 U	5 U	5 U	5 U	5 U	5 U	5 ST	
1,2-Dichloroethane	000107-06-2	0.2 U	10.0 U	5 U	10 U	5 U	5 U	5 U	5 U	5 U	0.6 ST	
Acrylonitrile	000107-13-1	NA	NA	5 U	50 U	5 U	5 U	5 U	5 U	5 U	5 ST	
Vinyl Acetate	000108-05-4	NA	NA	5 U	10 U	5 U	5 U	5 U	5 U	5 U	-	
4-Methyl-2-pentanone	000108-10-1	0.2 U	10.0 U	5 U	10 U	5 U	5 U	5 U	5 U	5 U	-	
Toluene	000108-88-3	0.4 U	10.0 U	5 U	10 U	5 U	5 U	5 U	5 U	5 U	5 ST	
Chlorobenzene	000108-90-7	0.4 U	10.0 U	5 U	10 U	5 U	5 U	5 U	5 U	5 U	5 ST	
trans-1,4-Dichloro-2-butene	000110-57-6	NA	NA	5 U	10 U	5 U	5 U	5 U	5 U	5 U	5 ST	
Dibromochloromethane	000124-48-1	0.2 U	10.0 U	5 U	10 U	5 U	5 U	5 U	5 U	5 U	50 GV	
Tetrachloroethene	000127-18-4	0.4 U	10.0 U	5 U	10 U	5 U	5 U	5 U	5 U	5 U	5 ST	
Xylene (total)	001330-20-7	0.6 U	10.0 U	5 U	10 U	5 U	5 U	5 U	5 U	5 U	5 ST	
1,2-Dichloroethene (total)	000540-59-0	0.4 U	10.0 U	NA	10 U	NA	NA	NA	NA	NA	5 ST	
cis-1,2-Dichloroethene	000156-59-2	NA	NA	8	5	5 U	5 U	5 U	5 U	3 J	5 ST	
trans-1,2-Dichloroethene	000156-60-5	NA	NA	5 U	10 U	5 U	5 U	5 U	5 U	5 U	5 ST	
Carbon tetrachloride	000056-23-5	0.4 U	20	5 U	10 U	5 U	5 U	5 U	5 U	5 U	5 ST	
2-Hexanone	000591-78-6	0.2 U	10.0 U	5 U	10 U	5 U	5 U	5 U	5 U	5 U	50 GV	
1,1,1,2-Tetrachloroethane	000630-20-6	NA	NA	5 U	10 U	5 U	5 U	5 U	5 U	5 U	5 ST	
Acetone	000067-64-1	0.4 U	10.0 U	5 U	10 U	5 U	5 U	5 U	5 U	5 U	50 GV	
Chloroform	000067-66-3	0.2 U	10.0 U	5 U	10 U	5 U	5 U	5 U	5 U	5 U	7 ST	
Benzene	000071-43-2	0.4 U	10.0 U	5 U	10 U	5 U	5 U	5 U	5 U	5 U	1 ST	
1,1,1-Trichloroethane	000071-55-6	66	170	5 U	1.1 J	5 U	3 J	1 J	5 U	5 U	5 ST	
Bromomethane	000074-83-9	0.4 U	10.0 U	5 U	10 U	5 U	5 U	5 U	5 U	5 U	5 ST	
Chloromethane	000074-87-3	0.6 U	10.0 U	5 U	10 U	5 U	5 U	5 U	5 U	5 U	5 ST	
Iodomethane	000074-88-4	NA	NA	5 U	10 U	5 U	5 U	5 U	5 U	5 U	5 ST	
Dibromomethane	000074-95-3	NA	NA	5 U	10 U	5 U	5 U	5 U	5 U	5 U	5 ST	
Bromodichloromethane	000075-27-4	0.2 U	10.0 U	5 U	10 U	5 U	5 U	5 U	5 U	5 U	50 GV	
Chloroethane	000075-00-3	0.4 U	10.0 U	5 U	10 U	5 U	5 U	5 U	5 U	5 U	5 ST	
Vinyl chloride	000075-01-4	0.6 U	10.0 U	5 U	10 U	5 U	5 U	5 U	5 U	5 U	2 ST	
Methylene chloride	000075-09-2	0.4 U	10.0 U	5 U	10 U	5 U	5 U	5 U	5 U	5 U	5 ST	
Carbon disulfide	000075-15-0	0.4 U	10.0 U	5 U	10 U	5 U	5 U	5 U	5 U	5 U	60 GV	
Bromoform	000075-25-2	0.6 U	10.0 U	5 U	10 U	5 U	5 U	5 U	5 U	5 U	50 GV	
Bromochloromethane	000074-97-5	NA	NA	5 U	10 U	5 U	5 U	5 U	5 U	5 U	5 ST	
1,1-Dichloroethane	000075-34-3	13	22	3 J	3.3 J	3 J	23	16	3 J	1 J	5 ST	
1,1-Dichloroethene	000075-35-4	5 J	16	5 U	10 U	5 U	5 U	5 U	5 U	5 U	5 ST	
Trichlorofluoromethane	000075-69-4	NA	NA	5 U	10 U	5 U	5 U	5 U	5 U	5 U	5 ST	
1,2-Dichloropropane	000078-87-5	0.4 U	10.0 U	5 U	10 U	5 U	5 U	5 U	5 U	5 U	1 ST	
2-Butanone	000078-93-3	0.2 U	10.0 U	5 U	10 U	5 U	5 U	5 U	5 U	5 U	50 GV	
1,1,2-Trichloroethane	000079-00-5	0.2 U	10.0 U	5 U	10 U	5 U	5 U	5 U	5 U	5 U	5 ST	
Trichloroethene	000079-01-6	0.4 U	10.0 U	4 J	3.7 J	5 U	5 U	5 U	5 U	5 U	5 ST	
1,1,2,2-Tetrachloroethane	000079-34-5	0.2 U	10.0 U	5 U	10 U	5 U	5 U	5 U	5 U	5 U	5 ST	
1,2-Dichlorobenzene	000095-50-1	NA	NA	5 U	10 U	5 U	5 U	5 U	5 U	5 U	3 ST	
1,2-Dibromo-3-chloropropane	000096-12-8	NA	NA	5 U	10 U	5 U	5 U	5 U	5 U	5 U	0.04 ST	
1,2,3-Trichloropropane	000096-18-4	NA	NA	5 U	10 U	5 U	5 U	5 U	5 U	5 U	0.04 ST	
1,1-Dichloropropene	000563-58-6	NA	NA	NA	10 U	NA	NA	NA	NA	NA	5 ST	
TOTAL VOCs		84	227	15	13.1	3	26	17	3	4		

QUALIFIERS

B: Compound was found in the method blank as well as the sample
 U: Compound was analyzed for but not detected at the detection limit shown.
 J: Compound was found at a concentration below the detection limit, value estimated.
 E: Concentration exceeds instrument calibration range, value estimated.
 D: Result taken from analysis at a secondary dilution.

NOTES

GV: Guidance Value NS: Not Sampled
 ST: Standard
 NA: Not Analyzed
 : Parameter exceeds Standard/Guidance Value

APPENDIX A-3

SONIA ROAD LANDFILL
POST CLOSURE GROUNDWATER MONITORING PROGRAM
HISTORIC AND CURRENT SAMPLE RESULTS
VOLATILE ORGANIC COMPOUNDS

Sample ID		MW-011	MW-011	MW-011	MW-011	MW-011	MW-011	MW-011	MW-011	MW-011	NYSDEC Class GA GROUNDWATER STANDARD/GUIDANCE VALUE
Date of Collection		10/24/1997	1/28/1998	11/30/2000	1/30/2001	11/20/2002	8/21/2003	5/20/2004	2/28/2005	11/29/2006	
Volatiles Organic Compounds	CAS #	(ug/l)	(ug/l)	(ug/l)	(ug/l)	(ug/l)	(ug/l)	(ug/l)	(ug/l)	(ug/l)	
Ethylbenzene	000100-41-4	0.4 U	10.0 U	5 U	10 U	5 U	5 U	5 U	5 U	5 U	5 ST
Styrene	000100-42-5	0.4 U	10.0 U	5 U	10 U	5 U	5 U	5 U	5 U	5 U	5 ST
cis-1,3-Dichloropropene	010061-01-5	0.2 U	10.0 U	5 U	10 U	5 U	5 U	5 U	5 U	5 U	0.4 ST
trans-1,3-Dichloropropene	010061-02-6	0.2 U	10.0 U	5 U	10 U	5 U	5 U	5 U	5 U	5 U	0.4 ST
1,4-Dichlorobenzene	000106-48-7	NA	NA	5 U	10 U	5 U	5 U	5 U	5 U	5 U	3 ST
1,2-Dibromoethane	000106-93-4	NA	NA	5 U	10 U	5 U	5 U	5 U	5 U	5 U	5 ST
1,2-Dichloroethane	000107-06-2	0.2 U	10.0 U	5 U	10 U	5 U	5 U	5 U	5 U	5 U	0.6 ST
Acrylonitrile	000107-13-1	NA	NA	5 U	50 U	5 U	5 U	5 U	5 U	5 U	5 ST
Vinyl Acetate	000108-05-4	NA	NA	5 U	10 U	5 U	5 U	5 U	5 U	5 U	-
4-Methyl-2-pentanone	000108-10-1	0.2 U	10.0 U	5 U	10 U	5 U	5 U	5 U	5 U	5 U	-
Toluene	000108-88-3	0.4 U	10.0 U	5 U	10 U	5 U	5 U	5 U	5 U	5 U	5 ST
Chlorobenzene	000108-90-7	0.4 U	10.0 U	5 U	10 U	5 U	5 U	5 U	5 U	5 U	5 ST
trans-1,4-Dichloro-2-butene	000110-57-6	NA	NA	5 U	10 U	5 U	5 U	5 U	5 U	5 U	5 ST
Dibromochloromethane	000124-48-1	0.2 U	10.0 U	5 U	10 U	5 U	5 U	5 U	5 U	5 U	50 GV
Tetrachloroethene	000127-18-4	0.4 U	10.0 U	5 U	10 U	5 U	5 U	5 U	5 U	5 U	5 ST
Xylene (total)	001330-20-7	0.6 U	10.0 U	5 U	10 U	5 U	5 U	5 U	5 U	5 U	5 ST
1,2-Dichloroethene (total)	000540-59-0	0.4 U	10.0 U	NA	10 U	NA	NA	NA	NA	NA	5 ST
cis-1,2-Dichloroethene	000156-59-2	NA	NA	5 U	10 U	5 U	5 U	5 U	5 U	5 U	5 ST
trans-1,2-Dichloroethene	000156-60-5	NA	NA	5 U	10 U	5 U	5 U	5 U	5 U	5 U	5 ST
Carbon tetrachloride	000056-23-5	0.4 U	10.0 U	5 U	10 U	5 U	5 U	5 U	5 U	5 U	5 ST
2-Hexanone	000591-78-6	0.2 U	10.0 U	5 U	10 U	5 U	5 U	5 U	5 U	5 U	50 GV
1,1,1,2-Tetrachloroethane	000630-20-6	NA	NA	5 U	10 U	5 U	5 U	5 U	5 U	5 U	5 ST
Acetone	000067-64-1	0.4 U	10.0 U	5 U	10 U	5 U	5 U	5 U	5 U	5 U	50 GV
Chloroform	000067-66-3	0.2 U	10.0 U	5 U	10 U	5 U	5 U	5 U	5 U	5 U	7 ST
Benzene	000071-43-2	0.4 U	10.0 U	5 U	10 U	5 U	5 U	5 U	5 U	5 U	1 ST
1,1,1-Trichloroethane	000071-55-6	22	5.1 J	14	8.0 J	5 U	5 U	5 U	5 U	5 U	5 ST
Bromomethane	000074-83-9	0.4 U	10.0 U	5 U	10 U	5 U	5 U	5 U	5 U	5 U	5 ST
Chloromethane	000074-87-3	0.6 U	10.0 U	5 U	10 U	5 U	5 U	5 U	5 U	5 U	5 ST
Iodomethane	000074-88-4	NA	NA	5 U	10 U	5 U	5 U	5 U	5 U	5 U	5 ST
Dibromomethane	000074-95-3	NA	NA	5 U	10 U	5 U	5 U	5 U	5 U	5 U	5 ST
Bromodichloromethane	000075-27-4	0.2 U	10.0 U	5 U	10 U	5 U	5 U	5 U	5 U	5 U	50 GV
Chloroethane	000075-00-3	0.4 U	10.0 U	5 U	10 U	5 U	5 U	5 U	5 U	5 U	5 ST
Vinyl chloride	000075-01-4	0.6 U	10.0 U	5 U	10 U	5 U	5 U	5 U	5 U	5 U	2 ST
Methylene chloride	000075-09-2	0.4 U	10.0 U	5 U	10 U	5 U	5 U	5 U	5 U	5 U	5 ST
Carbon disulfide	000075-15-0	0.4 U	10.0 U	5 U	10 U	5 U	5 U	5 U	5 U	5 U	60 GV
Bromoform	000075-25-2	0.6 U	10.0 U	5 U	10 U	5 U	5 U	5 U	5 U	5 U	50 GV
Bromochloromethane	000074-97-5	NA	NA	5 U	10 U	5 U	5 U	5 U	5 U	5 U	5 ST
1,1-Dichloroethane	000075-34-3	14	13	13	8.5 J	53	2 J	5 U	2 J	5 U	5 ST
1,1-Dichloroethene	000075-35-4	2 J	10.0 U	2 J	10 U	5 U	5 U	5 U	5 U	5 U	5 ST
Trichlorofluoromethane	000075-69-4	NA	NA	5 U	10 U	5 U	5 U	5 U	5 U	5 U	5 ST
1,2-Dichloropropane	000078-87-5	0.4 U	10.0 U	5 U	10 U	5 U	5 U	5 U	5 U	5 U	1 ST
2-Butanone	000078-93-3	0.2 U	10.0 U	5 U	10 U	5 U	5 U	5 U	5 U	5 U	50 GV
1,1,2-Trichloroethane	000079-00-5	0.2 U	10.0 U	5 U	10 U	5 U	5 U	5 U	5 U	5 U	5 ST
Trichloroethene	000079-01-6	0.4 U	10.0 U	5 U	10 U	5 U	5 U	5 U	5 U	5 U	5 ST
1,1,2,2-Tetrachloroethane	000079-34-5	0.2 U	10.0 U	5 U	10 U	5 U	5 U	5 U	5 U	5 U	5 ST
1,2-Dichlorobenzene	000095-50-1	NA	NA	5 U	10 U	5 U	5 U	5 U	5 U	5 U	3 ST
1,2-Dibromo-3-chloropropane	000096-12-8	NA	NA	5 U	10 U	5 U	5 U	5 U	5 U	5 U	0.04 ST
1,2,3-Trichloropropane	000096-18-4	NA	NA	5 U	10 U	5 U	5 U	5 U	5 U	5 U	0.04 ST
1,1-Dichloropropene	000563-58-6	NA	NA	NA	10 U	NA	NA	NA	NA	NA	5 ST
TOTAL VOCs		38	18.1	29	16.5	53	2	0	2	0	

QUALIFIERS

B: Compound was found in the method blank as well as the sample
 U: Compound was analyzed for but not detected at the detection limit shown.
 J: Compound was found at a concentration below the detection limit, value estimated
 E: Concentration exceeds instrument calibration range; value estimated.
 D: Result taken from analysis at a secondary dilution.

NOTES

GV: Guidance Value
 ST: Standard
 NA: Not Analyzed
 NS: Not Sampled
 : Parameter exceeds Standard/Guidance Value

APPENDIX A-3

SONIA ROAD LANDFILL
POST CLOSURE GROUNDWATER MONITORING PROGRAM
HISTORIC AND CURRENT SAMPLE RESULTS
VOLATILE ORGANIC COMPOUNDS

Sample ID		MW-01S	MW-01S	MW-01S	MW-01S	MW-01S	MW-01S	MW-01S	MW-01S	MW-01S	NYSDEC Class GA
Date of Collection		10/24/1997	1/28/1998	11/30/2000	1/29/2001	11/20/2002	8/21/2003	5/20/2004	2/28/2005	11/29/2006	GROUNDWATER
Volatiles Organic Compounds	CAS #	(ug/l)	(ug/l)	(ug/l)	(ug/l)	(ug/l)	(ug/l)	(ug/l)	(ug/l)	(ug/l)	STANDARD/GUIDANCE VALUE
Ethylbenzene	000100-41-4	0.4 U	10.0 U	5 U	10 U	5 U	5 U	5 U	5 U	5 U	5 ST
Styrene	000100-42-5	0.4 U	10.0 U	5 U	10 U	5 U	5 U	5 U	5 U	5 U	5 ST
cis-1,3-Dichloropropene	010061-01-5	0.2 U	10.0 U	5 U	10 U	5 U	5 U	5 U	5 U	5 U	0.4 ST
trans-1,3-Dichloropropene	010061-02-6	0.2 U	10.0 U	5 U	10 U	5 U	5 U	5 U	5 U	5 U	0.4 ST
1,4-Dichlorobenzene	000106-46-7	NA	NA	5 U	10 U	5 U	5 U	5 U	5 U	5 U	3 ST
1,2-Dibromoethane	000106-93-4	NA	NA	5 U	10 U	5 U	5 U	5 U	5 U	5 U	5 ST
1,2-Dichloroethane	000107-06-2	0.2 U	10.0 U	5 U	10 U	5 U	5 U	5 U	5 U	5 U	0.6 ST
Acrylonitrile	000107-13-1	NA	NA	5 U	50 U	5 U	5 U	5 U	5 U	5 U	5 ST
Vinyl Acetate	000108-05-4	NA	NA	5 U	10 U	5 U	5 U	5 U	5 U	5 U	-
4-Methyl-2-pentanone	000108-10-1	0.2 U	10.0 U	5 U	10 U	5 U	5 U	5 U	5 U	5 U	-
Toluene	000108-88-3	0.4 U	10.0 U	5 U	10 U	5 U	5 U	5 U	5 U	5 U	5 ST
Chlorobenzene	000108-90-7	0.4 U	10.0 U	5 U	10 U	5 U	5 U	5 U	5 U	5 U	5 ST
trans-1,4-Dichloro-2-butene	000110-57-6	NA	NA	5 U	10 U	5 U	5 U	5 U	5 U	5 U	5 ST
Dibromochloromethane	000124-48-1	0.2 U	10.0 U	5 U	10 U	5 U	5 U	5 U	5 U	5 U	50 GV
Tetrachloroethene	000127-18-4	0.4 U	10.0 U	5 U	10 U	5 U	5 U	5 U	5 U	5 U	5 ST
Xylene (total)	001330-20-7	0.6 U	10.0 U	5 U	10 U	5 U	5 U	5 U	5 U	5 U	5 ST
1,2-Dichloroethene (total)	000540-59-0	0.4 U	10.0 U	NA	10 U	NA	NA	NA	NA	NA	5 ST
cis-1,2-Dichloroethene	000156-59-2	NA	NA	7	8	5 U	5 U	5 U	2 J	5 U	5 ST
trans-1,2-Dichloroethene	000156-60-5	NA	NA	5 U	10 U	5 U	5 U	5 U	5 U	5 U	5 ST
Carbon tetrachloride	000056-23-5	0.4 U	10.0 U	5 U	10 U	5 U	5 U	5 U	5 U	5 U	5 ST
2-Hexanone	000591-78-6	0.2 U	10.0 U	5 U	10 U	5 U	5 U	5 U	5 U	5 U	50 GV
1,1,1,2-Tetrachloroethane	000630-20-6	NA	NA	5 U	10 U	5 U	5 U	5 U	5 U	5 U	5 ST
Acetone	000067-64-1	0.4 U	10.0 U	5 U	10 U	5 U	5 U	5 U	5 U	5 U	50 GV
Chloroform	000067-66-3	0.2 U	10.0 U	5 U	10 U	5 U	5 U	5 U	5 U	5 U	7 ST
Benzene	000071-43-2	0.4 U	10.0 U	5 U	10 U	5 U	5 U	5 U	5 U	5 U	1 ST
1,1,1-Trichloroethane	000071-55-6	0.6 U	10.0 U	5 U	10 U	5 U	5 U	5 U	5 U	5 U	5 ST
Bromomethane	000074-83-9	0.4 U	10.0 U	5 U	10 U	5 U	5 U	5 U	5 U	5 U	5 ST
Chloromethane	000074-87-3	0.6 U	10.0 U	5 U	10 U	5 U	5 U	5 U	5 U	5 U	5 ST
Iodomethane	000074-88-4	NA	NA	5 U	10 U	5 U	5 U	5 U	5 U	5 U	5 ST
Dibromomethane	000074-95-3	NA	NA	5 U	10 U	5 U	5 U	5 U	5 U	5 U	5 ST
Bromodichloromethane	000075-27-4	0.2 U	10.0 U	5 U	10 U	5 U	5 U	5 U	5 U	5 U	50 GV
Chloroethane	000075-00-3	0.4 U	10.0 U	5 U	10 U	5 U	5 U	5 U	5 U	5 U	5 ST
Vinyl chloride	000075-01-4	0.6 U	10.0 U	5 U	10 U	5 U	5 U	5 U	5 U	5 U	2 ST
Methylene chloride	000075-09-2	0.4 U	10.0 U	5 U	10 U	5 U	5 U	5 U	5 U	5 U	5 ST
Carbon disulfide	000075-15-0	0.4 U	10.0 U	5 U	10 U	5 U	5 U	5 U	5 U	5 U	60 GV
Bromoform	000075-25-2	0.6 U	10.0 U	5 U	10 U	5 U	5 U	5 U	5 U	5 U	50 GV
Bromochloromethane	000074-97-5	NA	NA	5 U	10 U	5 U	5 U	5 U	5 U	5 U	5 ST
1,1-Dichloroethane	000075-34-3	8 J	12	3 J	2.2 J	2 J	3 J	5 U	5 U	5 U	5 ST
1,1-Dichloroethene	000075-35-4	0.6 U	10.0 U	5 U	10 U	5 U	5 U	5 U	5 U	5 U	5 ST
Trichlorofluoromethane	000075-69-4	NA	NA	5 U	10 U	5 U	5 U	5 U	5 U	5 U	5 ST
1,2-Dichloropropane	000078-87-5	0.4 U	10.0 U	5 U	10 U	5 U	5 U	5 U	5 U	5 U	1 ST
2-Butanone	000078-93-3	0.2 U	10.0 U	5 U	10 U	5 U	5 U	5 U	5 U	5 U	50 GV
1,1,2-Trichloroethane	000079-00-5	0.2 U	10.0 U	5 U	10 U	5 U	5 U	5 U	5 U	5 U	5 ST
Trichloroethene	000079-01-6	0.4 U	10.0 U	2 J	3.3 J	5 U	5 U	5 U	5 U	5 U	5 ST
1,1,2,2-Tetrachloroethane	000079-34-5	0.2 U	10.0 U	5 U	10 U	5 U	5 U	5 U	5 U	5 U	5 ST
1,2-Dichlorobenzene	000095-50-1	NA	NA	5 U	10 U	5 U	5 U	5 U	5 U	5 U	3 ST
1,2-Dibromo-3-chloropropane	000096-12-8	NA	NA	5 U	10 U	5 U	5 U	5 U	5 U	5 U	0.04 ST
1,2,3-Trichloropropane	000096-18-4	NA	NA	5 U	10 U	5 U	5 U	5 U	5 U	5 U	0.04 ST
1,1-Dichloropropene	000563-58-6	NA	NA	NA	10 U	NA	NA	NA	NA	NA	5 ST
TOTAL VOCs		8	12	12	13.5	2	3	0	2	0	

QUALIFIERS

- B: Compound was found in the method blank as well as the sample
- U: Compound was analyzed for but not detected at the detection limit shown.
- J: Compound was found at a concentration below the detection limit, value estimated
- E: Concentration exceeds instrument calibration range; value estimated.
- D: Result taken from analysis at a secondary dilution.

NOTES

- GV: Guidance Value
- ST: Standard
- NA: Not Analyzed
- NS: Not Sampled
- Parameter exceeds Standard/Guidance Value

APPENDIX A-3

SONIA ROAD LANDFILL
POST CLOSURE GROUNDWATER MONITORING PROGRAM
HISTORIC AND CURRENT SAMPLE RESULTS
VOLATILE ORGANIC COMPOUNDS

Sample ID		MW-02D	MW-02D	MW-02D	MW-02D	MW-02D	MW-02D	MW-02D	MW-02D	MW-02D	NYSDEC Class GA
Date of Collection		10/27/1997	1/28/1998	12/1/2000	1/30/2001	11/20/2002	8/22/2003	5/20/2004	02/28/05	11/30/06	GROUNDWATER
Volatile Organic Compounds	CAS #	(ug/l)	(ug/l)	(ug/l)	(ug/l)	(ug/l)	(ug/l)	(ug/l)	(ug/l)	(ug/l)	STANDARD/GUIDANCE VALUE
Ethylbenzene	000100-41-4	0.4 U	10.0 U	5 U	10 U	5 U	5 U	5 U	5 U	5 U	5 ST
Styrene	000100-42-5	0.4 U	10.0 U	5 U	10 U	5 U	5 U	5 U	5 U	5 U	5 ST
cis-1,3-Dichloropropene	010061-01-5	0.2 U	10.0 U	5 U	10 U	5 U	5 U	5 U	5 U	5 U	0.4 ST
trans-1,3-Dichloropropene	010061-02-6	0.2 U	10.0 U	5 U	10 U	5 U	5 U	5 U	5 U	5 U	0.4 ST
1,4-Dichlorobenzene	000106-46-7	NA	NA	5 U	10 U	5 U	5 U	5 U	5 U	5 U	3 ST
1,2-Dibromoethane	000106-93-4	NA	NA	5 U	10 U	5 U	5 U	5 U	5 U	5 U	5 ST
1,2-Dichloroethane	000107-06-2	0.2 U	10.0 U	5 U	10 U	5 U	5 U	5 U	5 U	5 U	0.6 ST
Acrylonitrile	000107-13-1	NA	NA	5 U	50 U	5 U	5 U	5 U	5 U	5 U	5 ST
Vinyl Acetate	000108-05-4	NA	NA	5 U	10 U	5 U	5 U	5 U	5 U	5 U	-
4-Methyl-2-pentanone	000108-10-1	0.2 U	10.0 U	5 U	10 U	5 U	5 U	5 U	5 U	5 U	-
Toluene	000108-88-3	0.4 U	10.0 U	5 U	10 U	1 J	5 U	5 U	5 U	5 U	5 ST
Chlorobenzene	000108-90-7	0.4 U	10.0 U	5 U	10 U	5 U	5 U	5 U	5 U	5 U	5 ST
trans-1,4-Dichloro-2-butene	000110-57-6	NA	NA	5 U	10 U	5 U	5 U	5 U	5 U	5 U	5 ST
Dibromochloromethane	000124-48-1	0.2 U	10.0 U	5 U	10 U	5 U	5 U	5 U	5 U	5 U	50 GV
Tetrachloroethene	000127-18-4	0.4 U	10.0 U	5 U	10 U	5 U	5 U	5 U	5 U	5 U	5 ST
Xylene (total)	001330-20-7	0.6 U	10.0 U	5 U	10 U	5 U	5 U	5 U	5 U	5 U	5 ST
1,2-Dichloroethene (total)	000540-59-0	0.4 U	10.0 U	NA	10 U	NA	NA	NA	NA	NA	5 ST
cis-1,2-Dichloroethene	000156-59-2	NA	NA	5 U	10 U	5 U	5 U	5 U	5 U	5 U	5 ST
trans-1,2-Dichloroethene	000156-60-5	NA	NA	5 U	10 U	5 U	5 U	5 U	5 U	5 U	5 ST
Carbon tetrachloride	000056-23-5	0.4 U	10.0 U	5 U	10 U	5 U	5 U	5 U	5 U	5 U	5 ST
2-Hexanone	000591-78-6	0.2 U	10.0 U	5 U	10 U	5 U	5 U	5 U	5 U	5 U	50 GV
1,1,1,2-Tetrachloroethane	000630-20-6	NA	NA	5 U	10 U	5 U	5 U	5 U	5 U	5 U	5 ST
Acetone	000067-64-1	0.4 U	10.0 U	5 U	10 U	5 U	5 U	5 U	5 U	5 U	50 GV
Chloroform	000067-66-3	0.2 U	10.0 U	5 U	10 U	5 U	5 U	5 U	5 U	5 U	7 ST
Benzene	000071-43-2	0.4 U	10.0 U	5 U	10 U	5 U	5 U	5 U	5 U	5 U	1 ST
1,1,1-Trichloroethane	000071-55-6	0.6 U	10.0 U	5 U	10 U	5 U	5 U	5 U	5 U	5 U	5 ST
Bromomethane	000074-83-9	0.4 U	10.0 U	5 U	10 U	5 U	5 U	5 U	5 U	5 U	5 ST
Chloromethane	000074-87-3	0.6 U	10.0 U	5 U	10 U	5 U	5 U	5 U	5 U	5 U	5 ST
Iodomethane	000074-88-4	NA	NA	5 U	10 U	5 U	5 U	5 U	5 U	5 U	5 ST
Dibromomethane	000074-95-3	NA	NA	5 U	10 U	5 U	5 U	5 U	5 U	5 U	5 ST
Bromodichloromethane	000075-27-4	0.2 U	10.0 U	5 U	10 U	5 U	5 U	5 U	5 U	5 U	50 GV
Chloroethane	000075-00-3	0.4 U	10.0 U	5 U	10 U	5 U	5 U	5 U	5 U	5 U	5 ST
Vinyl chloride	000075-01-4	0.6 U	10.0 U	5 U	10 U	5 U	5 U	5 U	5 U	5 U	2 ST
Methylene chloride	000075-09-2	0.4 U	10.0 U	5 U	10 U	5 U	5 U	5 U	5 U	5 U	5 ST
Carbon disulfide	000075-15-0	0.4 U	10.0 U	5 U	10 U	5 U	5 U	5 U	5 U	5 U	60 GV
Bromoform	000075-25-2	0.6 U	10.0 U	5 U	10 U	5 U	5 U	5 U	5 U	5 U	50 GV
Bromochloromethane	000074-97-5	NA	NA	5 U	10 U	5 U	5 U	5 U	5 U	5 U	5 ST
1,1-Dichloroethane	000075-34-3	0.4 U	10.0 U	5 U	10 U	5 U	5 U	5 U	5 U	5 U	5 ST
1,1-Dichloroethene	000075-35-4	0.6 U	10.0 U	5 U	10 U	5 U	5 U	5 U	5 U	5 U	5 ST
Trichlorofluoromethane	000075-69-4	NA	NA	5 U	10 U	5 U	5 U	5 U	5 U	5 U	5 ST
1,2-Dichloropropane	000078-87-5	0.4 U	10.0 U	5 U	10 U	5 U	5 U	5 U	5 U	5 U	1 ST
2-Butanone	000078-93-3	0.2 U	10.0 U	5 U	10 U	5 U	5 U	5 U	5 U	5 U	50 GV
1,1,2-Trichloroethane	000079-00-5	0.2 U	10.0 U	5 U	10 U	5 U	5 U	5 U	5 U	5 U	5 ST
Trichloroethene	000079-01-6	0.4 U	10.0 U	5 U	10 U	5 U	5 U	5 U	5 U	5 U	5 ST
1,1,2,2-Tetrachloroethane	000079-34-5	0.2 U	10.0 U	5 U	10 U	5 U	5 U	5 U	5 U	5 U	5 ST
1,2-Dichlorobenzene	000095-50-1	NA	NA	5 U	10 U	5 U	5 U	5 U	5 U	5 U	3 ST
1,2-Dibromo-3-chloropropane	000096-12-8	NA	NA	5 U	10 U	5 U	5 U	5 U	5 U	5 U	0.04 ST
1,2,3-Trichloropropane	000096-18-4	NA	NA	5 U	10 U	5 U	5 U	5 U	5 U	5 U	0.04 ST
1,1-Dichloropropene	000563-58-6	NA	NA	NA	10 U	NA	NA	NA	NA	NA	5 ST
TOTAL VOCs		0	0	0	0	1	0	0	0	0	

QUALIFIERS

B: Compound was found in the method blank as well as the sample
 U: Compound was analyzed for but not detected at the detection limit shown.
 J: Compound was found at a concentration below the detection limit, value estimated
 E: Concentration exceeds instrument calibration range; value estimated.
 D: Result taken from analysis at a secondary dilution.

NOTES

GV: Guidance Value
 ST: Standard
 NA: Not Analyzed
 NS: Not Sampled
 : Parameter exceeds Standard/Guidance Value

APPENDIX A-3

SONIA ROAD LANDFILL
POST CLOSURE GROUNDWATER MONITORING PROGRAM
HISTORIC AND CURRENT SAMPLE RESULTS
VOLATILE ORGANIC COMPOUNDS

Sample ID		MW-021	MW-021	MW-021	MW-021	MW-021	MW-021	MW-021	MW-021	MW-021	NYSDEC Class GA
Date of Collection		10/27/1997	1/28/1998	12/1/2000	1/30/2001	11/20/2002	8/21/2003	5/20/2004	02/28/05	11/30/06	GROUNDWATER
Volatiles Organic Compounds	CAS #	(ug/l)	(ug/l)	(ug/l)	(ug/l)	(ug/l)	(ug/l)	(ug/l)	(ug/l)	(ug/l)	STANDARD/GUIDANCE VALUE
Ethylbenzene	000100-41-4	0.4 U	10.0 U	5 U	10 U	5 U	5 U	5 U	5 U	5 U	5 ST
Styrene	000100-42-5	0.4 U	10.0 U	5 U	10 U	5 U	5 U	5 U	5 U	5 U	5 ST
cis-1,3-Dichloropropene	010061-01-5	0.2 U	10.0 U	5 U	10 U	5 U	5 U	5 U	5 U	5 U	0.4 ST
trans-1,3-Dichloropropene	010061-02-6	0.2 U	10.0 U	5 U	10 U	5 U	5 U	5 U	5 U	5 U	0.4 ST
1,4-Dichlorobenzene	000106-46-7	NA	NA	5 U	10 U	5 U	5 U	5 U	5 U	5 U	3 ST
1,2-Dibromoethane	000106-93-4	NA	NA	5 U	10 U	5 U	5 U	5 U	5 U	5 U	5 ST
1,2-Dichloroethane	000107-06-2	0.2 U	10.0 U	5 U	10 U	5 U	5 U	5 U	5 U	5 U	0.6 ST
Acrylonitrile	000107-13-1	NA	NA	5 U	50 U	5 U	5 U	5 U	5 U	5 U	5 ST
Vinyl Acetate	000108-05-4	NA	NA	5 U	10 U	5 U	5 U	5 U	5 U	5 U	-
4-Methyl-2-pentanone	000108-10-1	0.2 U	10.0 U	5 U	10 U	5 U	5 U	5 U	5 U	5 U	-
Toluene	000108-88-3	0.4 U	10.0 U	5 U	10 U	5 U	5 U	5 U	5 U	5 U	5 ST
Chlorobenzene	000108-90-7	0.4 U	10.0 U	5 U	10 U	5 U	5 U	5 U	5 U	5 U	5 ST
trans-1,4-Dichloro-2-butene	000110-57-6	NA	NA	5 U	10 U	5 U	5 U	5 U	5 U	5 U	5 ST
Dibromochloromethane	000124-48-1	0.2 U	10.0 U	5 U	10 U	5 U	5 U	5 U	5 U	5 U	50 GV
Tetrachloroethene	000127-18-4	0.4 U	10.0 U	5 U	10 U	5 U	5 U	5 U	5 U	5 U	5 ST
Xylene (total)	001330-20-7	0.6 U	10.0 U	5 U	10 U	5 U	5 U	5 U	5 U	5 U	5 ST
1,2-Dichloroethene (total)	000540-59-0	0.4 U	10.0 U	NA	10 U	NA	NA	NA	NA	NA	5 ST
cis-1,2-Dichloroethene	000156-59-2	NA	NA	5 U	10 U	5 U	5 U	5 U	5 U	5 U	5 ST
trans-1,2-Dichloroethene	000156-60-5	NA	NA	5 U	10 U	5 U	5 U	5 U	5 U	5 U	5 ST
Carbon tetrachloride	000056-23-5	0.4 U	10.0 U	5 U	10 U	5 U	5 U	5 U	5 U	5 U	5 ST
2-Hexanone	000591-78-6	0.2 U	10.0 U	5 U	10 U	5 U	5 U	5 U	5 U	5 U	50 GV
1,1,1,2-Tetrachloroethane	000630-20-6	NA	NA	5 U	10 U	5 U	5 U	5 U	5 U	5 U	5 ST
Acetone	000067-64-1	0.4 U	10.0 U	5 U	10 U	5 U	5 U	5 U	5 U	5 U	50 GV
Chloroform	000067-66-3	0.2 U	10.0 U	5 U	10 U	5 U	5 U	5 U	5 U	5 U	7 ST
Benzene	000071-43-2	0.4 U	10.0 U	5 U	10 U	5 U	5 U	5 U	5 U	5 U	1 ST
1,1,1-Trichloroethane	000071-55-6	0.6 U	10.0 U	5 U	10 U	5 U	5 U	3 J	5 U	5 U	5 ST
Bromomethane	000074-83-9	0.4 U	10.0 U	5 U	10 U	5 U	5 U	5 U	5 U	5 U	5 ST
Chloromethane	000074-87-3	0.6 U	10.0 U	5 U	10 U	5 U	5 U	5 U	5 U	5 U	5 ST
Iodomethane	000074-88-4	NA	NA	5 U	10 U	5 U	5 U	5 U	5 U	5 U	5 ST
Dibromomethane	000074-95-3	NA	NA	5 U	10 U	5 U	5 U	5 U	5 U	5 U	5 ST
Bromodichloromethane	000075-27-4	0.2 U	10.0 U	5 U	10 U	5 U	5 U	5 U	5 U	5 U	50 GV
Chloroethane	000075-00-3	0.4 U	10.0 U	5 U	10 U	5 U	5 U	5 U	5 U	5 U	5 ST
Vinyl chloride	000075-01-4	0.6 U	10.0 U	5 U	10 U	5 U	5 U	5 U	5 U	5 U	2 ST
Methylene chloride	000075-09-2	0.4 U	10.0 U	5 U	10 U	5 U	5 U	5 U	5 U	5 U	5 ST
Carbon disulfide	000075-15-0	0.4 U	10.0 U	5 U	10 U	5 U	5 U	5 U	5 U	5 U	60 GV
Bromoform	000075-25-2	0.6 U	10.0 U	5 U	10 U	5 U	5 U	5 U	5 U	5 U	50 GV
Bromochloromethane	000074-97-5	NA	NA	5 U	10 U	5 U	5 U	5 U	5 U	5 U	5 ST
1,1-Dichloroethane	000075-34-3	0.4 U	10.0 U	5 U	10 U	5 U	5 U	1 J	5 U	5 U	5 ST
1,1-Dichloroethene	000075-35-4	0.6 U	10.0 U	5 U	10 U	5 U	5 U	5 U	5 U	5 U	5 ST
Trichlorofluoromethane	000075-69-4	NA	NA	5 U	10 U	5 U	5 U	5 U	5 U	5 U	5 ST
1,2-Dichloropropane	000078-87-5	0.4 U	10.0 U	5 U	10 U	5 U	5 U	5 U	5 U	5 U	1 ST
2-Butanone	000078-93-3	0.2 U	10.0 U	5 U	10 U	5 U	5 U	5 U	5 U	5 U	50 GV
1,1,2-Trichloroethane	000079-00-5	0.2 U	10.0 U	5 U	10 U	5 U	5 U	5 U	5 U	5 U	5 ST
Trichloroethene	000079-01-6	0.4 U	10.0 U	5 U	1.8 J	5 U	5 U	5 U	5 U	5 U	5 ST
1,1,2,2-Tetrachloroethane	000079-34-5	0.2 U	10.0 U	5 U	10 U	5 U	5 U	5 U	5 U	5 U	5 ST
1,2-Dichlorobenzene	000095-50-1	NA	NA	5 U	10 U	5 U	5 U	5 U	5 U	5 U	3 ST
1,2-Dibromo-3-chloropropane	000096-12-8	NA	NA	5 U	10 U	5 U	5 U	5 U	5 U	5 U	0.04 ST
1,2,3-Trichloropropane	000096-18-4	NA	NA	5 U	10 U	5 U	5 U	5 U	5 U	5 U	0.04 ST
1,1-Dichloropropene	000563-58-6	NA	NA	NA	10 U	NA	NA	NA	NA	NA	5 ST
TOTAL VOCs		0	0	0	1.8	0	0	4	0	0	

QUALIFIERS

B: Compound was found in the method blank as well as the sample
 U: Compound was analyzed for but not detected at the detection limit shown.
 J: Compound was found at a concentration below the detection limit, value estimated
 E: Concentration exceeds instrument calibration range; value estimated.
 D: Result taken from analysis at a secondary dilution.

NOTES

GV: Guidance Value NS: Not Sampled
 ST: Standard
 NA: Not Analyzed : Parameter exceeds Standard/Guidance Value

APPENDIX A-3

SONIA ROAD LANDFILL
POST CLOSURE GROUNDWATER MONITORING PROGRAM
HISTORIC AND CURRENT SAMPLE RESULTS
VOLATILE ORGANIC COMPOUNDS

Sample ID		MW-02S	MW-02S	MW-02S	MW-02S	MW-02S	MW-02S	MW-02S	MW-02S		NYSDEC Class GA
Date of Collection		10/27/1997	1/28/1998	11/30/2000	1/31/2001	11/20/2003	8/21/2003	5/20/2004	2/28/2005		GROUNDWATER
Volatiles Organic Compounds	CAS #	(ug/l)	(ug/l)	(ug/l)	(ug/l)	(ug/l)	(ug/l)	(ug/l)	(ug/l)		STANDARD/GUIDANCE VALUE
Ethylbenzene	000100-41-4	0.4 U	10.0 U	5 U	10 U	NS	NS	NS	NS		5 ST
Styrene	000100-42-5	0.4 U	10.0 U	5 U	10 U	NS	NS	NS	NS		5 ST
cis-1,3-Dichloropropene	010061-01-5	0.2 U	10.0 U	5 U	10 U	NS	NS	NS	NS		0.4 ST
trans-1,3-Dichloropropene	010061-02-6	0.2 U	10.0 U	5 U	10 U	NS	NS	NS	NS		0.4 ST
1,4-Dichlorobenzene	000108-46-7	NA	NA	5 U	10 U	NS	NS	NS	NS		3 ST
1,2-Dibromoethane	000108-93-4	NA	NA	5 U	10 U	NS	NS	NS	NS		5 ST
1,2-Dichloroethane	000107-06-2	0.2 U	10.0 U	5 U	10 U	NS	NS	NS	NS		0.6 ST
Acrylonitrile	000107-13-1	NA	NA	5 U	50 U	NS	NS	NS	NS		5 ST
Vinyl Acetate	000108-05-4	NA	NA	5 U	10 U	NS	NS	NS	NS		-
4-Methyl-2-pentanone	000108-10-1	0.2 U	10.0 U	5 U	10 U	NS	NS	NS	NS		-
Toluene	000108-88-3	0.4 U	10.0 U	5 U	10 U	NS	NS	NS	NS		5 ST
Chlorobenzene	000108-90-7	0.4 U	10.0 U	5 U	10 U	NS	NS	NS	NS		5 ST
trans-1,4-Dichloro-2-butene	000110-57-6	NA	NA	5 U	10 U	NS	NS	NS	NS		5 ST
Dibromochloromethane	000124-48-1	0.2 U	10.0 U	5 U	10 U	NS	NS	NS	NS		50 GV
Tetrachloroethene	000127-18-4	0.4 U	10.0 U	5 U	10 U	NS	NS	NS	NS		5 ST
Xylene (total)	001330-20-7	0.6 U	10.0 U	5 U	10 U	NS	NS	NS	NS		5 ST
1,2-Dichloroethene (total)	000540-59-0	0.4 U	10.0 U	NA	10 U	NS	NS	NS	NS		5 ST
cis-1,2-Dichloroethene	000156-59-2	NA	NA	5 U	10 U	NS	NS	NS	NS		5 ST
trans-1,2-Dichloroethene	000156-60-5	NA	NA	5 U	10 U	NS	NS	NS	NS		5 ST
Carbon tetrachloride	000056-23-5	0.4 U	10.0 U	5 U	10 U	NS	NS	NS	NS		5 ST
2-Hexanone	000591-78-6	0.2 U	10.0 U	5 U	10 U	NS	NS	NS	NS		50 GV
1,1,1,2-Tetrachloroethane	000630-20-6	NA	NA	5 U	10 U	NS	NS	NS	NS		5 ST
Acetone	000067-64-1	0.4 U	10.0 U	5 U	10 U	NS	NS	NS	NS		50 GV
Chloroform	000067-66-3	0.2 U	10.0 U	5 U	10 U	NS	NS	NS	NS		7 ST
Benzene	000071-43-2	0.4 U	10.0 U	5 U	10 U	NS	NS	NS	NS		1 ST
1,1,1-Trichloroethane	000071-55-6	0.6 U	10.0 U	5 U	10 U	NS	NS	NS	NS		5 ST
Bromomethane	000074-83-9	0.4 U	10.0 U	5 U	10 U	NS	NS	NS	NS		5 ST
Chloromethane	000074-87-3	0.6 U	10.0 U	5 U	10 U	NS	NS	NS	NS		5 ST
Iodomethane	000074-88-4	NA	NA	5 U	10 U	NS	NS	NS	NS		5 ST
Dibromomethane	000074-95-3	NA	NA	5 U	10 U	NS	NS	NS	NS		5 ST
Bromodichloromethane	000075-27-4	0.2 U	10.0 U	5 U	10 U	NS	NS	NS	NS		50 GV
Chloroethane	000075-00-3	0.4 U	10.0 U	5 U	10 U	NS	NS	NS	NS		5 ST
Vinyl chloride	000075-01-4	0.6 U	10.0 U	5 U	10 U	NS	NS	NS	NS		2 ST
Methylene chloride	000075-09-2	0.4 U	10.0 U	5 U	10 U	NS	NS	NS	NS		5 ST
Carbon disulfide	000075-15-0	0.4 U	10.0 U	5 U	10 U	NS	NS	NS	NS		60 GV
Bromoform	000075-25-2	0.6 U	10.0 U	5 U	10 U	NS	NS	NS	NS		50 GV
Bromochloromethane	000074-97-5	NA	NA	5 U	10 U	NS	NS	NS	NS		5 ST
1,1-Dichloroethane	000075-34-3	0.4 U	10.0 U	5 U	10 U	NS	NS	NS	NS		5 ST
1,1-Dichloroethene	000075-35-4	0.6 U	10.0 U	5 U	10 U	NS	NS	NS	NS		5 ST
Trichlorofluoromethane	000075-69-4	NA	NA	5 U	10 U	NS	NS	NS	NS		5 ST
1,2-Dichloropropane	000078-87-5	0.4 U	10.0 U	5 U	10 U	NS	NS	NS	NS		1 ST
2-Butanone	000078-93-3	0.2 U	10.0 U	5 U	10 U	NS	NS	NS	NS		50 GV
1,1,2-Trichloroethane	000079-00-5	0.2 U	10.0 U	5 U	10 U	NS	NS	NS	NS		5 ST
Trichloroethene	000079-01-6	0.4 U	10.0 U	5 U	10 U	NS	NS	NS	NS		5 ST
1,1,2,2-Tetrachloroethane	000079-34-5	0.2 U	10.0 U	5 U	10 U	NS	NS	NS	NS		5 ST
1,2-Dichlorobenzene	000095-50-1	NA	NA	5 U	10 U	NS	NS	NS	NS		3 ST
1,2-Dibromo-3-chloropropane	000096-12-8	NA	NA	5 U	10 U	NS	NS	NS	NS		0.04 ST
1,2,3-Trichloropropane	000096-18-4	NA	NA	5 U	10 U	NS	NS	NS	NS		0.04 ST
1,1-Dichloropropene	000563-58-6	NA	NA	NA	10 U	NS	NS	NS	NS		5 ST
TOTAL VOCs		0	0	0	0	NS	NS	NS	NS		

QUALIFIERS

- B: Compound was found in the method blank as well as the sample
- U: Compound was analyzed for but not detected at the detection limit shown.
- J: Compound was found at a concentration below the detection limit, value estimated
- E: Concentration exceeds instrument calibration range; value estimated.
- D: Result taken from analysis at a secondary dilution.

NOTES

- GV: Guidance Value
- ST: Standard
- NS: Not Sampled
- NA: Not Analyzed
- : Parameter exceeds Standard/Guidance Value

APPENDIX A-3

SONIA ROAD LANDFILL
POST CLOSURE GROUNDWATER MONITORING PROGRAM
HISTORIC AND CURRENT SAMPLE RESULTS
VOLATILE ORGANIC COMPOUNDS

Sample ID		MW-03D	MW-03D	MW-03D	MW-03D						NYSDEC Class GA GROUNDWATER STANDARD/GUIDANCE VALUE
Date of Collection		10/30/1997	2/2/1998	12/7/2000	2/2/2001						
Volatile Organic Compounds	CAS #	(ug/l)	(ug/l)	(ug/l)	(ug/l)						
Ethylbenzene	000100-41-4	1.40 U	10.0 U	5 U	10 U						5 ST
Styrene	000100-42-5	1.40 U	10.0 U	5 U	10 U						5 ST
cis-1,3-Dichloropropene	010061-01-5	1.40 U	10.0 U	5 U	10 U						0.4 ST
trans-1,3-Dichloropropene	010061-02-6	1.80 U	10.0 U	5 U	10 U						0.4 ST
1,4-Dichlorobenzene	000106-46-7	NA	NA	5 U	10 U						3 ST
1,2-Dibromoethane	000106-93-4	NA	NA	5 U	10 U						5 ST
1,2-Dichloroethane	000107-06-2	1.40 U	10.0 U	5 U	10 U						0.6 ST
Acrylonitrile	000107-13-1	NA	NA	5 U	50 U						5 ST
Vinyl Acetate	000108-05-4	NA	NA	5 U	10 U						-
4-Methyl-2-pentanone	000108-10-1	1.40 U	10.0 U	5 U	10 U						-
Toluene	000108-88-3	1.20 U	10.0 U	5 U	10 U						5 ST
Chlorobenzene	000108-90-7	1.40 U	10.0 U	5 U	10 U						5 ST
trans-1,4-Dichloro-2-butene	000110-57-6	NA	NA	5 U	10 U						5 ST
Dibromochloromethane	000124-48-1	2.20 U	10.0 U	5 U	10 U						50 GV
Tetrachloroethene	000127-18-4	1.40 U	2.0 J	5 U	10 U						5 ST
Xylene (total)	001330-20-7	1.60 U	10.0 U	5 U	10 U						5 ST
1,2-Dichloroethene (total)	000540-59-0	2.60 U	10.0 U	NA	10 U						5 ST
cis-1,2-Dichloroethene	000156-59-2	NA	NA	5 U	10 U						5 ST
trans-1,2-Dichloroethene	000156-60-5	NA	NA	5 U	10 U						5 ST
Carbon tetrachloride	000056-23-5	1.80 U	3.0 J	5 U	10 U						5 ST
2-Hexanone	000591-78-6	1.40 U	10.0 U	5 U	10 U						50 GV
1,1,1,2-Tetrachloroethane	000630-20-6	NA	NA	5 U	10 U						5 ST
Acetone	000067-64-1	3.40 U	10.0 U	5 U	10 U						50 GV
Chloroform	000067-66-3	1.40 U	10.0 U	5 U	10 U						7 ST
Benzene	000071-43-2	1.40 U	10.0 U	5 U	10 U						1 ST
1,1,1-Trichloroethane	000071-55-6	81	18	2 J	2.1 J						5 ST
Bromomethane	000074-83-9	1.40 U	10.0 U	5 U	10 U						5 ST
Chloromethane	000074-87-3	1.40 U	10.0 U	5 U	10 U						5 ST
Iodomethane	000074-88-4	NA	NA	5 U	10 U						5 ST
Dibromomethane	000074-95-3	NA	NA	5 U	10 U						5 ST
Bromodichloromethane	000075-27-4	1.80 U	10.0 U	5 U	10 U						50 GV
Chloroethane	000075-00-3	1.40 U	10.0 U	5 U	10 U						5 ST
Vinyl chloride	000075-01-4	1.40 U	10.0 U	5 U	10 U						2 ST
Methylene chloride	000075-09-2	1.40 U	2.5 J	5 U	10 U						5 ST
Carbon disulfide	000075-15-0	1.20 U	10.0 U	5 U	10 U						60 GV
Bromoform	000075-25-2	1.80 U	10.0 U	5 U	10 U						50 GV
Bromochloromethane	000074-97-5	NA	NA	5 U	10 U						5 ST
1,1-Dichloroethane	000075-34-3	10 J	3.5 J	4 J	3.5 J						5 ST
1,1-Dichloroethene	000075-35-4	9 J	2.9 J	5 U	10 U						5 ST
Trichlorofluoromethane	000075-69-4	NA	NA	5 U	10 U						5 ST
1,2-Dichloropropane	000078-87-5	1.40 U	10.0 U	5 U	10 U						1 ST
2-Butanone	000078-93-3	2.20 U	10.0 U	5 U	10 U						50 GV
1,1,2-Trichloroethane	000079-00-5	2.00 U	10.0 U	5 U	10 U						5 ST
Trichloroethene	000079-01-6	1 J	10.0 U	5 U	1.1 J						5 ST
1,1,2,2-Tetrachloroethane	000079-34-5	2.20 U	10.0 U	5 U	10 U						5 ST
1,2-Dichlorobenzene	000095-50-1	NA	NA	5 U	10 U						3 ST
1,2-Dibromo-3-chloropropane	000096-12-8	NA	NA	5 U	10 U						0.04 ST
1,2,3-Trichloropropane	000096-18-4	NA	NA	5 U	2.1 J						0.04 ST
1,1-Dichloropropene	000563-58-6	NA	NA	NA	10 U						5 ST
TOTAL VOCs		81	31.9	6	8.8						

QUALIFIERS

B: Compound was found in the method blank as well as the sample
 U: Compound was analyzed for but not detected at the detection limit shown.
 J: Compound was found at a concentration below the detection limit, value estimated
 E: Concentration exceeds instrument calibration range; value estimated.
 D: Result taken from analysis at a secondary dilution.

NOTES

GV: Guidance Value NS: Not Sampled
 ST: Standard
 NA: Not Analyzed : Parameter exceeds Standard/Guidance Value

APPENDIX A-3

SONIA ROAD LANDFILL
POST CLOSURE GROUNDWATER MONITORING PROGRAM
HISTORIC AND CURRENT SAMPLE RESULTS
VOLATILE ORGANIC COMPOUNDS

Sample ID		MW-031	MW-031	MW-031	MW-031						NYSDEC Class GA GROUNDWATER STANDARD/GUIDANCE VALUE
Date of Collection		10/30/1997	2/2/1998	12/7/2000	2/2/2001						
Volatile Organic Compounds	CAS #	(ug/l)	(ug/l)	(ug/l)	(ug/l)						
Ethylbenzene	000100-41-4	1.40 U	10.0 U	5 U	10 U						5 ST
Styrene	000100-42-5	1.40 U	10.0 U	5 U	10 U						5 ST
cis-1,3-Dichloropropene	010061-01-5	1.40 U	10.0 U	5 U	10 U						0.4 ST
trans-1,3-Dichloropropene	010061-02-6	1.80 U	10.0 U	5 U	10 U						0.4 ST
1,4-Dichlorobenzene	000106-46-7	NA	NA	5 U	10 U						3 ST
1,2-Dibromoethane	000106-93-4	NA	NA	5 U	10 U						5 ST
1,2-Dichloroethane	000107-06-2	1.40 U	10.0 U	5 U	10 U						0.6 ST
Acrylonitrile	000107-13-1	NA	NA	5 U	50 U						5 ST
Vinyl Acetate	000108-05-4	NA	NA	5 U	10 U						-
4-Methyl-2-pentanone	000108-10-1	1.40 U	10.0 U	5 U	10 U						-
Toluene	000108-88-3	1.20 U	10.0 U	5 U	10 U						5 ST
Chlorobenzene	000108-90-7	1.40 U	10.0 U	5 U	10 U						5 ST
trans-1,4-Dichloro-2-butene	000110-57-6	NA	NA	5 U	10 U						5 ST
Dibromochloromethane	000124-48-1	2.20 U	10.0 U	5 U	10 U						50 GV
Tetrachloroethene	000127-18-4	1.40 U	10.0 U	5 U	10 U						5 ST
Xylene (total)	001330-20-7	1.60 U	10.0 U	5 U	10 U						5 ST
1,2-Dichloroethene (total)	000540-59-0	2.60 U	10.0 U	NA	10 U						5 ST
cis-1,2-Dichloroethene	000156-59-2	NA	NA	5 U	10 U						5 ST
trans-1,2-Dichloroethene	000156-60-5	NA	NA	5 U	10 U						5 ST
Carbon tetrachloride	000056-23-5	1.80 U	10.0 U	5 U	10 U						5 ST
2-Hexanone	000591-78-6	1.40 U	10.0 U	5 U	10 U						50 GV
1,1,1,2-Tetrachloroethane	000630-20-6	NA	NA	5 U	10 U						5 ST
Acetone	000067-64-1	3.40 U	10.0 U	5 U	10 U						50 GV
Chloroform	000067-66-3	1.40 U	10.0 U	5 U	10 U						7 ST
Benzene	000071-43-2	1.40 U	10.0 U	5 U	10 U						1 ST
1,1,1-Trichloroethane	000071-55-6	12	9.8 J	2 J	1.9 J						5 ST
Bromomethane	000074-83-9	1.40 U	10.0 U	5 U	10 U						5 ST
Chloromethane	000074-87-3	1.40 U	10.0 U	5 U	10 U						5 ST
Iodomethane	000074-88-4	NA	NA	5 U	10 U						5 ST
Dibromomethane	000074-95-3	NA	NA	5 U	10 U						5 ST
Bromodichloromethane	000075-27-4	1.80 U	10.0 U	5 U	10 U						50 GV
Chloroethane	000075-00-3	1.40 U	10.0 U	5 U	10 U						5 ST
Vinyl chloride	000075-01-4	1.40 U	10.0 U	5 U	10 U						2 ST
Methylene chloride	000075-09-2	1.40 U	10.0 U	5 U	10 U						5 ST
Carbon disulfide	000075-15-0	1.20 U	10.0 U	5 U	10 U						60 GV
Bromoform	000075-25-2	1.80 U	10.0 U	5 U	10 U						50 GV
Bromochloromethane	000074-97-5	NA	NA	5 U	10 U						5 ST
1,1-Dichloroethane	000075-34-3	48	36	2 J	2.4 J						5 ST
1,1-Dichloroethene	000075-35-4	5 J	3.6 J	5 U	10 U						5 ST
Trichlorofluoromethane	000075-69-4	NA	NA	5 U	10 U						5 ST
1,2-Dichloropropane	000078-87-5	1.40 U	10.0 U	5 U	10 U						1 ST
2-Butanone	000078-93-3	2.20 U	10.0 U	5 U	10 U						50 GV
1,1,2-Trichloroethane	000079-00-5	2.00 U	10.0 U	5 U	10 U						5 ST
Trichloroethene	000079-01-6	3 J	3.0 J	5 U	1.0 J						5 ST
1,1,2,2-Tetrachloroethane	000079-34-5	2.20 U	10.0 U	5 U	10 U						5 ST
1,2-Dichlorobenzene	000095-50-1	NA	NA	5 U	10 U						3 ST
1,2-Dibromo-3-chloropropane	000096-12-8	NA	NA	5 U	10 U						0.04 ST
1,2,3-Trichloropropane	000096-18-4	NA	NA	5 U	1.5 J						0.04 ST
1,1-Dichloropropene	000563-58-6	NA	NA	NA	10 U						5 ST
TOTAL VOCs		66	52.4	4	6.8						

QUALIFIERS

- B: Compound was found in the method blank as well as the sample
- U: Compound was analyzed for but not detected at the detection limit shown.
- J: Compound was found at a concentration below the detection limit, value estimated
- E: Concentration exceeds instrument calibration range, value estimated.
- D: Result taken from analysis at a secondary dilution.

NOTES

- GV: Guidance Value
- NS: Not Sampled
- ST: Standard
- NA: Not Analyzed
- : Parameter exceeds Standard/Guidance Value

APPENDIX A-3

SONIA ROAD LANDFILL
 POST CLOSURE GROUNDWATER MONITORING PROGRAM
 HISTORIC AND CURRENT SAMPLE RESULTS
 VOLATILE ORGANIC COMPOUNDS

Sample ID	CAS #	MW-03S	MW-03S	MW-03S	MW-03S	MW-03S	MW-03S	MW-03S	MW-03S	MW-03S	NYSDEC Class GA GROUNDWATER STANDARD/GUIDANCE VALUE
		10/30/1997 (ug/l)	2/2/1998 (ug/l)	12/6/2000 (ug/l)	2/2/2001 (ug/l)	11/22/2002 (ug/l)	8/25/2003 (ug/l)	5/24/2004 (ug/l)	3/2/2005 (ug/l)	11/29/2006 (ug/l)	
Ethylbenzene	000100-41-4	1.40 U	10.0 U	5 U	10 U	5 U	5 U	5 U	5 U	5 U	5 ST
Styrene	000100-42-5	1.40 U	10.0 U	5 U	10 U	5 U	5 U	5 U	5 U	5 U	5 ST
cis-1,3-Dichloropropene	010061-01-5	1.40 U	10.0 U	5 U	10 U	5 U	5 U	5 U	5 U	5 U	0.4 ST
trans-1,3-Dichloropropene	010061-02-6	1.80 U	10.0 U	5 U	10 U	5 U	5 U	5 U	5 U	5 U	0.4 ST
1,4-Dichlorobenzene	000106-46-7	NA	NA	5 U	10 U	5 U	5 U	5 U	5 U	5 U	3 ST
1,2-Dibromoethane	000106-93-4	NA	NA	5 U	10 U	5 U	5 U	5 U	5 U	5 U	5 ST
1,2-Dichloroethane	000107-06-2	1.40 U	10.0 U	5 U	10 U	5 U	5 U	5 U	5 U	5 U	0.6 ST
Acrylonitrile	000107-13-1	NA	NA	5 U	50 U	5 U	5 U	5 U	5 U	5 U	5 ST
Vinyl Acetate	000108-05-4	NA	NA	5 U	10 U	5 U	5 U	5 U	5 U	5 U	-
4-Methyl-2-pentanone	000108-10-1	1.40 U	10.0 U	5 U	10 U	5 U	5 U	5 U	5 U	5 U	-
Toluene	000108-88-3	1.20 U	10.0 U	5 U	10 U	5 U	5 U	5 U	5 U	5 U	5 ST
Chlorobenzene	000108-90-7	1.40 U	10.0 U	5 U	10 U	5 U	5 U	5 U	5 U	5 U	5 ST
trans-1,4-Dichloro-2-butene	000110-57-6	NA	NA	5 U	10 U	5 U	5 U	5 U	5 U	5 U	5 ST
Dibromochloromethane	000124-48-1	2.20 U	10.0 U	5 U	10 U	5 U	5 U	5 U	5 U	5 U	50 GV
Tetrachloroethene	000127-18-4	1.40 U	10.0 U	5 U	10 U	5 U	5 U	5 U	5 U	5 U	5 ST
Xylene (total)	001330-20-7	1.60 U	10.0 U	5 U	10 U	5 U	5 U	5 U	5 U	5 U	5 ST
1,2-Dichloroethene (total)	000540-59-0	2.60 U	10.0 U	NA	10 U	NA	NA	NA	NA	NA	5 ST
cis-1,2-Dichloroethene	000156-59-2	NA	NA	5 U	10 U	5 U	5 U	5 U	5 U	5 U	5 ST
trans-1,2-Dichloroethene	000156-60-5	NA	NA	5 U	10 U	5 U	5 U	5 U	5 U	5 U	5 ST
Carbon tetrachloride	000056-23-5	1.80 U	10.0 U	5 U	10 U	5 U	5 U	5 U	5 U	5 U	5 ST
2-Hexanone	000591-78-6	1.40 U	10.0 U	5 U	10 U	5 U	5 U	5 U	5 U	5 U	50 GV
1,1,1,2-Tetrachloroethane	000630-20-6	NA	NA	5 U	10 U	5 U	5 U	5 U	5 U	5 U	5 ST
Acetone	000067-64-1	3.40 U	10.0 U	5 U	10 U	5 U	5 U	5 U	5 U	5 U	50 GV
Chloroform	000067-66-3	1.40 U	10.0 U	5 U	10 U	5 U	5 U	5 U	5 U	5 U	7 ST
Benzene	000071-43-2	1.40 U	10.0 U	5 U	10 U	5 U	5 U	5 U	5 U	5 U	1 ST
1,1,1-Trichloroethane	000071-55-6	1.80 U	10.0 U	5 U	10 U	5 U	5 U	5 U	5 U	5 U	5 ST
Bromomethane	000074-83-9	1.40 U	10.0 U	5 U	10 U	5 U	5 U	5 U	5 U	5 U	5 ST
Chloromethane	000074-87-3	1.40 U	10.0 U	5 U	10 U	5 U	5 U	5 U	5 U	5 U	5 ST
Iodomethane	000074-88-4	NA	NA	5 U	10 U	5 U	5 U	5 U	5 U	5 U	5 ST
Dibromomethane	000074-95-3	NA	NA	5 U	10 U	5 U	5 U	5 U	5 U	5 U	5 ST
Bromodichloromethane	000075-27-4	1.80 U	10.0 U	5 U	10 U	5 U	5 U	5 U	5 U	5 U	50 GV
Chloroethane	000075-00-3	4 J	10.0 U	3 J	2.8 J	4 J	5 U	5 U	5 U	5 U	5 ST
Vinyl chloride	000075-01-4	1.40 U	10.0 U	5 U	10 U	5 U	5 U	5 U	5 U	5 U	2 ST
Methylene chloride	000075-09-2	1.40 U	10.0 U	5 U	10 U	5 U	5 U	5 U	5 U	5 U	5 ST
Carbon disulfide	000075-15-0	1.20 U	10.0 U	5 U	10 U	5 U	5 U	5 U	5 U	5 U	60 GV
Bromoform	000075-25-2	1.80 U	10.0 U	5 U	10 U	5 U	5 U	5 U	5 U	5 U	50 GV
Bromochloromethane	000074-97-5	NA	NA	5 U	10 U	5 U	5 U	5 U	5 U	5 U	5 ST
1,1-Dichloroethane	000075-34-3	1.20 U	10.0 U	5 U	10 U	5 U	5 U	5 U	5 U	5 U	5 ST
1,1-Dichloroethene	000075-35-4	1.40 U	10.0 U	5 U	10 U	5 U	5 U	5 U	5 U	5 U	5 ST
Trichlorofluoromethane	000075-69-4	NA	NA	5 U	10 U	5 U	5 U	5 U	5 U	5 U	5 ST
1,2-Dichloropropane	000078-87-5	1.40 U	10.0 U	5 U	10 U	5 U	5 U	5 U	5 U	5 U	1 ST
2-Butanone	000078-93-3	2.20 U	10.0 U	5 U	10 U	5 U	5 U	5 U	5 U	5 U	50 GV
1,1,2-Trichloroethane	000079-00-5	2.00 U	10.0 U	5 U	10 U	5 U	5 U	5 U	5 U	5 U	5 ST
Trichloroethene	000079-01-6	1.40 U	10.0 U	5 U	10 U	5 U	5 U	5 U	5 U	5 U	5 ST
1,1,2,2-Tetrachloroethane	000079-34-5	2.20 U	10.0 U	5 U	10 U	5 U	5 U	5 U	5 U	5 U	5 ST
1,2-Dichlorobenzene	000095-50-1	NA	NA	5 U	10 U	5 U	5 U	5 U	5 U	5 U	3 ST
1,2-Dibromo-3-chloropropane	000096-12-8	NA	NA	5 U	10 U	5 U	5 U	5 U	5 U	5 U	0.04 ST
1,2,3-Trichloropropane	000096-18-4	NA	NA	5 U	10 U	5 U	5 U	5 U	5 U	5 U	0.04 ST
1,1-Dichloropropene	000563-58-6	NA	NA	NA	10 U	NA	NA	NA	NA	NA	5 ST
TOTAL VOCs		4	0	3	2.8	0	0	0	0	0	

QUALIFIERS

- B: Compound was found in the method blank as well as the sample
- U: Compound was analyzed for but not detected at the detection limit shown.
- J: Compound was found at a concentration below the detection limit, value estimated
- E: Concentration exceeds instrument calibration range; value estimated.
- D: Result taken from analysis at a secondary dilution.

NOTES

- GV: Guidance Value
- ST: Standard
- NA: Not Analyzed
- NS: Not Sampled
- : Parameter exceeds Standard/Guidance Value

APPENDIX A-3

SONIA ROAD LANDFILL
POST CLOSURE GROUNDWATER MONITORING PROGRAM
HISTORIC AND CURRENT SAMPLE RESULTS
VOLATILE ORGANIC COMPOUNDS

Sample ID		MW-04D	MW-04D	MW-04D	MW-04D	MW-04D	MW-04D	MW-04D	MW-04D	MW-04D	NYSDEC Class GA
Date of Collection		10/28/1997	1/28/1998	12/6/2000	2/1/2001	11/21/2002	8/25/2003	5/24/2004	03/01/05	11/30/06	GROUNDWATER
Volatile Organic Compounds	CAS #	(ug/l)	(ug/l)	(ug/l)	(ug/l)	(ug/l)	(ug/l)	(ug/l)	(ug/l)	(ug/l)	STANDARD/GUIDANCE VALUE
Ethylbenzene	000100-41-4	0.4 U	10.0 U	5 U	10 U	5 U	5 U	5 U	5 U	5 U	5 ST
Styrene	000100-42-5	0.4 U	10.0 U	5 U	10 U	5 U	5 U	5 U	5 U	5 U	5 ST
cis-1,3-Dichloropropene	010061-01-5	0.2 U	10.0 U	5 U	10 U	5 U	5 U	5 U	5 U	5 U	0.4 ST
trans-1,3-Dichloropropene	010061-02-6	0.2 U	10.0 U	5 U	10 U	5 U	5 U	5 U	5 U	5 U	0.4 ST
1,4-Dichlorobenzene	000106-46-7	NA	NA	5 U	10 U	5 U	5 U	5 U	5 U	5 U	3 ST
1,2-Dibromoethane	000106-93-4	NA	NA	5 U	10 U	5 U	5 U	5 U	5 U	5 U	5 ST
1,2-Dichloroethane	000107-06-2	0.2 U	10.0 U	5 U	10 U	5 U	5 U	5 U	5 U	5 U	0.6 ST
Acrylonitrile	000107-13-1	NA	NA	5 U	50 U	5 U	5 U	5 U	5 U	5 U	5 ST
Vinyl Acetate	000108-05-4	NA	NA	5 U	10 U	5 U	5 U	5 U	5 U	5 U	-
4-Methyl-2-pentanone	000108-10-1	0.2 U	10.0 U	5 U	10 U	5 U	5 U	5 U	5 U	5 U	-
Toluene	000108-88-3	0.4 U	10.0 U	5 U	10 U	1 J	5 U	5 U	5 U	5 U	5 ST
Chlorobenzene	000108-90-7	1 J	10.0 U	5 U	10 U	5 U	5 U	1 J	5 U	5 U	5 ST
trans-1,4-Dichloro-2-butene	000110-57-6	NA	NA	5 U	10 U	5 U	5 U	5 U	5 U	5 U	5 ST
Dibromochloromethane	000124-48-1	0.2 U	10.0 U	5 U	10 U	5 U	5 U	5 U	5 U	5 U	50 GV
Tetrachloroethene	000127-18-4	4 J	2.5 J	5 U	10 U	5 U	5 U	5 U	5 U	5 U	5 ST
Xylene (total)	001330-20-7	0.6 U	10.0 U	5 U	10 U	5 U	5 U	5 U	5 U	5 U	5 ST
1,2-Dichloroethene (total)	000540-59-0	7 J	3.0 J	NA	10 U	NA	NA	NA	NA	NA	5 ST
cis-1,2-Dichloroethene	000156-59-2	NA	NA	5 U	10 U	5 U	5 U	5 U	5 U	5 U	5 ST
trans-1,2-Dichloroethene	000156-60-5	NA	NA	5 U	10 U	5 U	5 U	5 U	5 U	5 U	5 ST
Carbon tetrachloride	000056-23-5	0.4 U	10.0 U	5 U	10 U	5 U	5 U	5 U	5 U	5 U	5 ST
2-Hexanone	000591-78-6	0.2 U	10.0 U	5 U	10 U	5 U	5 U	5 U	5 U	5 U	50 GV
1,1,1,2-Tetrachloroethane	000630-20-6	NA	NA	5 U	10 U	5 U	5 U	5 U	5 U	5 U	5 ST
Acetone	000067-64-1	0.4 U	10.0 U	5 U	10 U	5 U	5 U	5 U	5 U	5 U	50 GV
Chloroform	000067-66-3	0.2 U	10.0 U	5 U	10 U	5 U	5 U	5 U	5 U	5 U	7 ST
Benzene	000071-43-2	0.4 U	10.0 U	5 U	10 U	5 U	5 U	5 U	5 U	5 U	1 ST
1,1,1-Trichloroethane	000071-55-6	0.6 U	10.0 U	5 U	10 U	5 U	5 U	5 U	5 U	5 U	5 ST
Bromomethane	000074-83-9	0.4 U	10.0 U	5 U	10 U	5 U	5 U	5 U	5 U	5 U	5 ST
Chloromethane	000074-87-3	0.6 U	10.0 U	5 U	10 U	5 U	5 U	5 U	5 U	5 U	5 ST
Iodomethane	000074-88-4	NA	NA	5 U	10 U	5 U	5 U	5 U	5 U	5 U	5 ST
Dibromomethane	000074-95-3	NA	NA	5 U	10 U	5 U	5 U	5 U	5 U	5 U	5 ST
Bromodichloromethane	000075-27-4	0.2 U	10.0 U	5 U	10 U	5 U	5 U	5 U	5 U	5 U	50 GV
Chloroethane	000075-00-3	11	27	4 J	2.5 J	5 U	3 J	3 J	4 J	5 U	5 ST
Vinyl chloride	000075-01-4	0.6 U	10.0 U	5 U	10 U	5 U	5 U	5 U	5 U	5 U	2 ST
Methylene chloride	000075-09-2	0.4 U	10.0 U	5 U	10 U	5 U	5 U	5 U	5 U	5 U	5 ST
Carbon disulfide	000075-15-0	0.4 U	10.0 U	5 U	10 U	5 U	5 U	5 U	5 U	5 U	60 GV
Bromoform	000075-25-2	0.6 U	10.0 U	5 U	10 U	5 U	5 U	5 U	5 U	5 U	50 GV
Bromochloromethane	000074-97-5	NA	NA	5 U	10 U	5 U	5 U	5 U	5 U	5 U	5 ST
1,1-Dichloroethane	000075-34-3	0.4 U	10.0 U	5 U	10 U	5 U	5 U	5 U	5 U	5 U	5 ST
1,1-Dichloroethene	000075-35-4	0.6 U	10.0 U	5 U	10 U	5 U	5 U	5 U	5 U	5 U	5 ST
Trichlorofluoromethane	000075-69-4	NA	NA	5 U	10 U	5 U	5 U	5 U	5 U	5 U	5 ST
1,2-Dichloropropane	000078-87-5	0.4 U	10.0 U	5 U	10 U	5 U	5 U	5 U	5 U	5 U	1 ST
2-Butanone	000078-93-3	0.2 U	10.0 U	5 U	10 U	5 U	5 U	5 U	5 U	5 U	50 GV
1,1,2-Trichloroethane	000079-00-5	0.2 U	10.0 U	5 U	10 U	5 U	5 U	5 U	5 U	5 U	5 ST
Trichloroethene	000079-01-6	0.4 U	10.0 U	5 U	10 U	5 U	5 U	5 U	5 U	5 U	5 ST
1,1,2,2-Tetrachloroethane	000079-34-5	0.2 U	10.0 U	5 U	10 U	5 U	5 U	5 U	5 U	5 U	5 ST
1,2-Dichlorobenzene	000095-50-1	NA	NA	5 U	10 U	5 U	5 U	5 U	5 U	5 U	3 ST
1,2-Dibromo-3-chloropropane	000096-12-8	NA	NA	5 U	10 U	5 U	5 U	5 U	5 U	5 U	0.04 ST
1,2,3-Trichloropropane	000096-18-4	NA	NA	5 U	10 U	5 U	5 U	5 U	5 U	5 U	0.04 ST
1,1-Dichloropropene	000563-58-6	NA	NA	NA	10 U	NA	NA	NA	NA	NA	5 ST
TOTAL VOCs		23	32.5	4	2.5	1	3	4	4	0	

QUALIFIERS

B: Compound was found in the method blank as well as the sample
 U: Compound was analyzed for but not detected at the detection limit shown.
 J: Compound was found at a concentration below the detection limit, value estimated
 E: Concentration exceeds instrument calibration range, value estimated.
 D: Result taken from analysis at a secondary dilution.

NOTES

GV: Guidance Value NS: Not Sampled
 ST: Standard
 NA: Not Analyzed
 : Parameter exceeds Standard/Guidance Value

APPENDIX A-3

SONIA ROAD LANDFILL
POST CLOSURE GROUNDWATER MONITORING PROGRAM
HISTORIC AND CURRENT SAMPLE RESULTS
VOLATILE ORGANIC COMPOUNDS

Sample ID		MW-041	MW-041	MW-041	MW-041	MW-041	MW-041	MW-041	MW-041	MW-041	NYSDEC Class GA
Date of Collection		10/29/1997	1/28/1998	12/6/2000	2/1/2001	11/22/2002	8/22/2003	5/24/2004	03/01/05	11/30/06	GROUNDWATER
Volatile Organic Compounds	CAS #	(ug/l)	(ug/l)	(ug/l)	(ug/l)	(ug/l)	(ug/l)	(ug/l)	(ug/l)	(ug/l)	STANDARD/GUIDANCE VALUE
Ethylbenzene	000100-41-4	0.4 U	10.0 U	5 U	10 U	5 U	5 U	5 U	5 U	5 U	5 ST
Styrene	000100-42-5	0.4 U	10.0 U	5 U	10 U	5 U	5 U	5 U	5 U	5 U	5 ST
cis-1,3-Dichloropropene	010061-01-5	0.2 U	10.0 U	5 U	10 U	5 U	5 U	5 U	5 U	5 U	0.4 ST
trans-1,3-Dichloropropene	010061-02-6	0.2 U	10.0 U	5 U	10 U	5 U	5 U	5 U	5 U	5 U	0.4 ST
1,4-Dichlorobenzene	000106-46-7	NA	NA	5 U	10 U	5 U	5 U	5 U	2 J	5 U	3 ST
1,2-Dibromoethane	000106-93-4	NA	NA	5 U	10 U	5 U	5 U	5 U	5 U	5 U	5 ST
1,2-Dichloroethane	000107-06-2	0.2 U	10.0 U	5 U	10 U	5 U	5 U	5 U	5 U	5 U	0.6 ST
Acrylonitrile	000107-13-1	NA	NA	5 U	50 U	5 U	5 U	5 U	5 U	5 U	5 ST
Vinyl Acetate	000108-05-4	NA	NA	5 U	10 U	5 U	5 U	5 U	5 U	5 U	-
4-Methyl-2-pentanone	000108-10-1	3 J	10.0 U	5 U	10 U	5 U	5 U	5 U	5 U	5 U	-
Toluene	000108-88-3	1 J	10.0 U	5 U	10 U	5 U	5 U	5 U	5 U	5 U	5 ST
Chlorobenzene	000108-90-7	0.4 U	10.0 U	2 J	1.4 J	2 J	3 J	1 J	3 J	5 U	5 ST
trans-1,4-Dichloro-2-butene	000110-57-6	NA	NA	5 U	10 U	5 U	5 U	5 U	5 U	5 U	5 ST
Dibromochloromethane	000124-48-1	0.2 U	10.0 U	5 U	10 U	5 U	5 U	5 U	5 U	5 U	50 GV
Tetrachloroethene	000127-18-4	0.4 U	10.0 U	5 U	10 U	5 U	5 U	5 U	5 U	5 U	5 ST
Xylene (total)	001330-20-7	0.6 U	10.0 U	5 U	10 U	5 U	5 U	5 U	5 U	5 U	5 ST
1,2-Dichloroethene (total)	000540-59-0	0.4 U	10.0 U	NA	10 U	NA	NA	NA	NA	NA	5 ST
cis-1,2-Dichloroethene	000156-59-2	NA	NA	5 U	10 U	5 U	5 U	5 U	5 U	5 U	5 ST
trans-1,2-Dichloroethene	000156-60-5	NA	NA	5 U	10 U	5 U	5 U	5 U	5 U	5 U	5 ST
Carbon tetrachloride	000056-23-5	0.4 U	10.0 U	5 U	10 U	5 U	5 U	5 U	5 U	5 U	5 ST
2-Hexanone	000591-78-6	0.2 U	10.0 U	5 U	10 U	5 U	5 U	5 U	5 U	5 U	50 GV
1,1,1,2-Tetrachloroethane	000630-20-6	NA	NA	5 U	10 U	5 U	5 U	5 U	5 U	5 U	5 ST
Acetone	000067-64-1	5 J	10.0 U	5 U	10 U	5 U	5 U	5 U	5 U	5 U	50 GV
Chloroform	000067-66-3	0.2 U	10.0 U	5 U	10 U	5 U	5 U	5 U	5 U	5 U	7 ST
Benzene	000071-43-2	0.4 U	10.0 U	5 U	10 U	5 U	5 U	5 U	5 U	5 U	1 ST
1,1,1-Trichloroethane	000071-55-6	0.6 U	10.0 U	5 U	10 U	5 U	5 U	5 U	5 U	5 U	5 ST
Bromomethane	000074-83-9	0.4 U	10.0 U	5 U	10 U	5 U	5 U	5 U	5 U	5 U	5 ST
Chloromethane	000074-87-3	0.6 U	10.0 U	5 U	10 U	5 U	5 U	5 U	5 U	5 U	5 ST
Iodomethane	000074-88-4	NA	NA	5 U	10 U	5 U	5 U	5 U	5 U	5 U	5 ST
Dibromomethane	000074-95-3	NA	NA	5 U	10 U	5 U	5 U	5 U	5 U	5 U	5 ST
Bromodichloromethane	000075-27-4	0.2 U	10.0 U	5 U	10 U	5 U	5 U	5 U	5 U	5 U	50 GV
Chloroethane	000075-00-3	20	8.6 J	63	29	11	5	58	10	5 U	5 ST
Vinyl chloride	000075-01-4	0.6 U	10.0 U	5 U	10 U	5 U	5 U	5 U	5 U	5 U	2 ST
Methylene chloride	000075-09-2	0.4 U	10.0 U	5 U	10 U	5 U	5 U	5 U	5 U	5 U	5 ST
Carbon disulfide	000075-15-0	0.4 U	10.0 U	5 U	10 U	5 U	5 U	5 U	5 U	5 U	60 GV
Bromoform	000075-25-2	0.6 U	10.0 U	5 U	10 U	5 U	5 U	5 U	5 U	5 U	50 GV
Bromochloromethane	000074-97-5	NA	NA	5 U	10 U	5 U	5 U	5 U	5 U	5 U	5 ST
1,1-Dichloroethane	000075-34-3	0.4 U	10.0 U	5 U	10 U	5 U	5 U	5 U	5 U	1 J	5 ST
1,1-Dichloroethene	000075-35-4	0.6 U	10.0 U	5 U	10 U	5 U	5 U	5 U	5 U	5 U	5 ST
Trichlorofluoromethane	000075-69-4	NA	NA	5 U	10 U	5 U	5 U	5 U	5 U	5 U	5 ST
1,2-Dichloropropane	000078-87-5	0.4 U	10.0 U	5 U	10 U	5 U	5 U	5 U	5 U	5 U	1 ST
2-Butanone	000078-93-3	0.2 U	10.0 U	5 U	10 U	5 U	5 U	5 U	5 U	5 U	50 GV
1,1,2-Trichloroethane	000079-00-5	0.2 U	10.0 U	5 U	10 U	5 U	5 U	5 U	5 U	5 U	5 ST
Trichloroethene	000079-01-6	0.4 U	10.0 U	5 U	10 U	5 U	5 U	5 U	5 U	5 U	5 ST
1,1,2,2-Tetrachloroethane	000079-34-5	0.2 U	10.0 U	5 U	10 U	5 U	5 U	5 U	5 U	5 U	5 ST
1,2-Dichlorobenzene	000095-50-1	NA	NA	5 U	10 U	5 U	5 U	5 U	5 U	5 U	3 ST
1,2-Dibromo-3-chloropropane	000096-12-8	NA	NA	5 U	10 U	5 U	5 U	5 U	5 U	5 U	0.04 ST
1,2,3-Trichloropropane	000096-18-4	NA	NA	5 U	10 U	5 U	5 U	5 U	5 U	5 U	0.04 ST
1,1-Dichloropropene	000563-58-6	NA	NA	NA	10 U	NA	NA	NA	NA	NA	5 ST
TOTAL VOCs		29	8.6	65	30.4	13	8	59	15	1	

QUALIFIERS

B: Compound was found in the method blank as well as the sample
U: Compound was analyzed for but not detected at the detection limit shown.
J: Compound was found at a concentration below the detection limit, value estimated
E: Concentration exceeds instrument calibration range; value estimated.
D: Result taken from analysis at a secondary dilution.

NOTES

GV: Guidance Value NS: Not Sampled
ST: Standard
NA: Not Analyzed
: Parameter exceeds Standard/Guidance Value

APPENDIX A-3

SONIA ROAD LANDFILL
POST CLOSURE GROUNDWATER MONITORING PROGRAM
HISTORIC AND CURRENT SAMPLE RESULTS
VOLATILE ORGANIC COMPOUNDS

Sample ID		MW-04S	MW-04S	MW-04S	MW-04S	MW-04S	MW-04S	MW-04S	MW-04S	MW-04S	NYSDEC Class GA
Date of Collection		10/29/1997	2/2/1998	12/6/2000	2/1/2001	11/22/2002	8/25/2003	5/24/2004	3/1/2005	11/30/2006	GROUNDWATER
Volatiles Organic Compounds	CAS #	(ug/l)	(ug/l)	(ug/l)	(ug/l)	(ug/l)	(ug/l)	(ug/l)	(ug/l)	(ug/l)	STANDARD/GUIDANCE VALUE
Ethylbenzene	000100-41-4	0.4 U	10.0 U	5 U	10 U	5 U	5 U	5 U	5 U	5 U	5 ST
Styrene	000100-42-5	0.4 U	10.0 U	5 U	10 U	5 U	5 U	5 U	5 U	5 U	5 ST
cis-1,3-Dichloropropene	010061-01-5	0.2 U	10.0 U	5 U	10 U	5 U	5 U	5 U	5 U	5 U	0.4 ST
trans-1,3-Dichloropropene	010061-02-6	0.2 U	10.0 U	5 U	10 U	5 U	5 U	5 U	5 U	5 U	0.4 ST
1,4-Dichlorobenzene	000106-46-7	NA	NA	5 U	10 U	5 U	1 J	5 U	5 U	5 U	3 ST
1,2-Dibromoethane	000106-93-4	NA	NA	5 U	10 U	5 U	5 U	5 U	5 U	5 U	5 ST
1,2-Dichloroethane	000107-06-2	0.2 U	10.0 U	5 U	10 U	5 U	5 U	5 U	5 U	5 U	0.6 ST
Acrylonitrile	000107-13-1	NA	NA	5 U	50 U	5 U	5 U	5 U	5 U	5 U	5 ST
Vinyl Acetate	000108-05-4	NA	NA	5 U	10 U	5 U	5 U	5 U	5 U	5 U	-
4-Methyl-2-pentanone	000108-10-1	0.2 U	10.0 U	5 U	10 U	5 U	5 U	5 U	5 U	5 U	-
Toluene	000108-88-3	0.4 U	10.0 U	5 U	10 U	5 U	5 U	5 U	5 U	5 U	5 ST
Chlorobenzene	000108-90-7	4 J	3.0 J	3 J	2.9 J	5.5	3 J	2 J	2 J	2 J	5 ST
trans-1,4-Dichloro-2-butene	000110-57-6	NA	NA	5 U	10 U	5 U	5 U	5 U	5 U	5 U	5 ST
Dibromochloromethane	000124-48-1	0.2 U	10.0 U	5 U	10 U	5 U	5 U	5 U	5 U	5 U	50 GV
Tetrachloroethene	000127-18-4	0.4 U	10.0 U	5 U	10 U	5 U	5 U	5 U	5 U	5 U	5 ST
Xylene (total)	001330-20-7	0.6 U	10.0 U	5 U	10 U	5 U	5 U	5 U	5 U	5 U	5 ST
1,2-Dichloroethene (total)	000540-59-0	0.4 U	10.0 U	NA	10 U	NA	NA	NA	NA	NA	5 ST
cis-1,2-Dichloroethene	000156-59-2	NA	NA	5 U	10 U	5 U	5 U	5 U	5 U	5 U	5 ST
trans-1,2-Dichloroethene	000156-60-5	NA	NA	5 U	10 U	5 U	5 U	5 U	5 U	5 U	5 ST
Carbon tetrachloride	000056-23-5	0.4 U	10.0 U	5 U	10 U	5 U	5 U	5 U	5 U	5 U	5 ST
2-Hexanone	000591-78-6	0.2 U	10.0 U	5 U	10 U	5 U	5 U	5 U	5 U	5 U	50 GV
1,1,1,2-Tetrachloroethane	000630-20-6	NA	NA	5 U	10 U	5 U	5 U	5 U	5 U	5 U	5 ST
Acetone	000067-64-1	0.4 U	3.4 J	5 U	10 U	5 U	5 U	5 U	5 U	5 U	50 GV
Chloroform	000067-66-3	0.2 U	10.0 U	5 U	10 U	5 U	5 U	5 U	5 U	5 U	7 ST
Benzene	000071-43-2	0.4 U	10.0 U	5 U	10 U	5 U	5 U	5 U	5 U	5 U	1 ST
1,1,1-Trichloroethane	000071-55-6	0.6 U	10.0 U	5 U	10 U	5 U	5 U	5 U	5 U	5 U	5 ST
Bromomethane	000074-83-9	0.4 U	10.0 U	5 U	10 U	5 U	5 U	5 U	5 U	5 U	5 ST
Chloromethane	000074-87-3	0.6 U	10.0 U	5 U	10 U	5 U	5 U	5 U	5 U	5 U	5 ST
Iodomethane	000074-88-4	NA	NA	5 U	10 U	5 U	5 U	5 U	5 U	5 U	5 ST
Dibromomethane	000074-95-3	NA	NA	5 U	10 U	5 U	5 U	5 U	5 U	5 U	5 ST
Bromodichloromethane	000075-27-4	0.2 U	10.0 U	5 U	10 U	5 U	5 U	5 U	5 U	5 U	50 GV
Chloroethane	000075-00-3	8 J	7.2 J	5 J	3.8 J	5 U	3 J	5 U	5 U	3 J	5 ST
Vinyl chloride	000075-01-4	0.6 U	10.0 U	5 U	10 U	5 U	5 U	5 U	5 U	5 U	2 ST
Methylene chloride	000075-09-2	0.4 U	10.0 U	5 U	10 U	5 U	5 U	5 U	5 U	5 U	5 ST
Carbon disulfide	000075-15-0	0.4 U	10.0 U	5 U	10 U	5 U	5 U	5 U	5 U	5 U	60 GV
Bromoform	000075-25-2	0.6 U	10.0 U	5 U	10 U	5 U	5 U	5 U	5 U	5 U	50 GV
Bromochloromethane	000074-97-5	NA	NA	5 U	10 U	5 U	5 U	5 U	5 U	5 U	5 ST
1,1-Dichloroethane	000075-34-3	0.4 U	10.0 U	5 U	10 U	5 U	5 U	5 U	5 U	5 U	5 ST
1,1-Dichloroethene	000075-35-4	0.6 U	10.0 U	5 U	10 U	5 U	5 U	5 U	5 U	5 U	5 ST
Trichlorofluoromethane	000075-69-4	NA	NA	5 U	10 U	5 U	5 U	5 U	5 U	5 U	5 ST
1,2-Dichloropropane	000078-87-5	0.4 U	10.0 U	5 U	10 U	5 U	5 U	5 U	5 U	5 U	1 ST
2-Butanone	000078-93-3	0.2 U	10.0 U	5 U	10 U	5 U	5 U	5 U	5 U	5 U	50 GV
1,1,2-Trichloroethane	000079-00-5	0.2 U	10.0 U	5 U	10 U	5 U	5 U	5 U	5 U	5 U	5 ST
Trichloroethene	000079-01-6	0.4 U	10.0 U	5 U	10 U	5 U	5 U	5 U	5 U	5 U	5 ST
1,1,2,2-Tetrachloroethane	000079-34-5	0.2 U	10.0 U	5 U	10 U	5 U	5 U	5 U	5 U	5 U	5 ST
1,2-Dichlorobenzene	000095-50-1	NA	NA	5 U	10 U	5 U	5 U	5 U	5 U	5 U	3 ST
1,2-Dibromo-3-chloropropane	000096-12-8	NA	NA	5 U	10 U	5.7	5 U	5 U	5 U	5 U	0.04 ST
1,2,3-Trichloropropane	000096-18-4	NA	NA	5 U	10 U	5 U	5 U	5 U	5 U	5 U	0.04 ST
1,1-Dichloropropene	000563-58-6	NA	NA	NA	10 U	NA	NA	NA	NA	NA	5 ST
TOTAL VOCs		12	13.6	8	6.7	11.2	7	2	2	5	

QUALIFIERS

B: Compound was found in the method blank as well as the sample
 U: Compound was analyzed for but not detected at the detection limit shown.
 J: Compound was found at a concentration below the detection limit, value estimated
 E: Concentration exceeds instrument calibration range, value estimated.
 D: Result taken from analysis at a secondary dilution.

NOTES

GV: Guidance Value NS: Not Sampled
 ST: Standard
 NA: Not Analyzed
 : Parameter exceeds Standard/Guidance Value

APPENDIX A-3

SONIA ROAD LANDFILL
POST CLOSURE GROUNDWATER MONITORING PROGRAM
HISTORIC AND CURRENT SAMPLE RESULTS
VOLATILE ORGANIC COMPOUNDS

Sample ID		MW-05D	MW-05D	MW-05D	MW-05D	MW-05D	MW-05D	MW-05D	MW-05D	MW-05D	NYSDEC Class GA
Date of Collection		10/29/1997	2/3/1998	12/8/2000	2/2/2001	11/22/2002	8/25/2003	5/25/2004	03/02/05	11/30/06	GROUNDWATER
Volatile Organic Compounds	CAS #	(ug/l)	(ug/l)	(ug/l)	(ug/l)	(ug/l)	(ug/l)	(ug/l)	(ug/l)	(ug/l)	STANDARD/GUIDANCE VALUE
Ethylbenzene	000100-41-4	0.4 U	10.0 U	5 U	10 U	5 U	5 U	5 U	5 U	5 U	5 ST
Styrene	000100-42-5	0.4 U	10.0 U	5 U	10 U	5 U	5 U	5 U	5 U	5 U	5 ST
cis-1,3-Dichloropropene	010061-01-5	0.2 U	10.0 U	5 U	10 U	5 U	5 U	5 U	5 U	5 U	0.4 ST
trans-1,3-Dichloropropene	010061-02-6	0.2 U	10.0 U	5 U	10 U	5 U	5 U	5 U	5 U	5 U	0.4 ST
1,4-Dichlorobenzene	000106-46-7	NA	NA	1 J	2.4 J	5 U	5 U	5 U	5 U	5 U	3 ST
1,2-Dibromoethane	000106-93-4	NA	NA	5 U	10 U	5 U	5 U	5 U	5 U	5 U	5 ST
1,2-Dichloroethane	000107-06-2	0.2 U	10.0 U	5 U	10 U	5 U	5 U	5 U	5 U	5 U	0.6 ST
Acrylonitrile	000107-13-1	NA	NA	5 U	50 U	5 U	5 U	5 U	5 U	5 U	5 ST
Vinyl Acetate	000108-05-4	NA	NA	5 U	10 U	5 U	5 U	5 U	5 U	5 U	-
4-Methyl-2-pentanone	000108-10-1	0.2 U	10.0 U	5 U	10 U	5 U	5 U	5 U	5 U	5 U	-
Toluene	000108-88-3	0.4 U	10.0 U	5 U	10 U	1 J	5 U	5 U	5 U	5 U	5 ST
Chlorobenzene	000108-90-7	2 J	3.9 J	2 J	3.4 J	5 U	5 U	5 U	5 U	5 U	5 ST
trans-1,4-Dichloro-2-butene	000110-57-6	NA	NA	5 U	10 U	5 U	5 U	5 U	5 U	5 U	5 ST
Dibromochloromethane	000124-48-1	0.2 U	10.0 U	5 U	10 U	5 U	5 U	5 U	5 U	5 U	50 GV
Tetrachloroethene	000127-18-4	3 J	10.0 U	5 U	1.2 J	1 J	2 J	2 J	5 U	5 U	5 ST
Xylene (total)	001330-20-7	0.6 U	10.0 U	5 U	10 U	5 U	5 U	5 U	5 U	5 U	5 ST
1,2-Dichloroethene (total)	000540-59-0	0.4 U	10.0 U	NA	10 U	NA	NA	NA	NA	NA	5 ST
cis-1,2-Dichloroethene	000156-59-2	NA	NA	5 U	10 U	5 U	5 U	5 U	5 U	5 U	5 ST
trans-1,2-Dichloroethene	000156-60-5	NA	NA	5 U	10 U	5 U	5 U	5 U	5 U	5 U	5 ST
Carbon tetrachloride	000056-23-5	0.4 U	10.0 U	5 U	10 U	5 U	5 U	5 U	5 U	5 U	5 ST
2-Hexanone	000591-78-6	0.2 U	10.0 U	5 U	10 U	5 U	5 U	5 U	5 U	5 U	50 GV
1,1,1,2-Tetrachloroethane	000630-20-6	NA	NA	5 U	10 U	5 U	5 U	5 U	5 U	5 U	5 ST
Acetone	000067-64-1	0.4 U	10.0 U	5 U	10 U	5 U	5 U	5 U	5 U	5 U	50 GV
Chloroform	000067-66-3	0.2 U	10.0 U	5 U	10 U	5 U	5 U	5 U	5 U	5 U	7 ST
Benzene	000071-43-2	0.4 U	10.0 U	5 U	10 U	5 U	5 U	5 U	5 U	5 U	1 ST
1,1,1-Trichloroethane	000071-55-6	0.6 U	10.0 U	5 U	10 U	5 U	5 U	5 U	5 U	5 U	5 ST
Bromomethane	000074-83-9	0.4 U	10.0 U	5 U	10 U	5 U	5 U	5 U	5 U	5 U	5 ST
Chloromethane	000074-87-3	0.6 U	10.0 U	5 U	10 U	5 U	5 U	5 U	5 U	5 U	5 ST
Iodomethane	000074-88-4	NA	NA	5 U	10 U	5 U	5 U	5 U	5 U	5 U	5 ST
Dibromomethane	000074-95-3	NA	NA	5 U	10 U	5 U	5 U	5 U	5 U	5 U	5 ST
Bromodichloromethane	000075-27-4	0.2 U	10.0 U	5 U	10 U	5 U	5 U	5 U	5 U	5 U	50 GV
Chloroethane	000075-00-3	0.4 U	10.0 U	5 U	10 U	5 U	5 U	5 U	5 U	5 U	5 ST
Vinyl chloride	000075-01-4	0.6 U	10.0 U	5 U	10 U	5 U	5 U	5 U	5 U	5 U	2 ST
Methylene chloride	000075-09-2	0.4 U	10.0 U	5 U	10 U	5 U	5 U	5 U	5 U	5 U	5 ST
Carbon disulfide	000075-15-0	0.4 U	10.0 U	5 U	10 U	5 U	5 U	5 U	5 U	5 U	60 GV
Bromoform	000075-25-2	0.6 U	10.0 U	5 U	10 U	5 U	5 U	5 U	5 U	5 U	50 GV
Bromochloromethane	000074-97-5	NA	NA	5 U	10 U	5 U	5 U	5 U	5 U	5 U	5 ST
1,1-Dichloroethane	000075-34-3	1 J	10.0 U	5 U	10 U	5 U	5 U	5 U	5 U	5 U	5 ST
1,1-Dichloroethene	000075-35-4	0.6 U	10.0 U	5 U	10 U	5 U	5 U	5 U	5 U	5 U	5 ST
Trichlorofluoromethane	000075-69-4	NA	NA	5 U	10 U	5 U	5 U	5 U	5 U	5 U	5 ST
1,2-Dichloropropane	000078-87-5	0.4 U	10.0 U	5 U	10 U	5 U	5 U	5 U	5 U	5 U	1 ST
2-Butanone	000078-93-3	0.2 U	10.0 U	5 U	10 U	5 U	5 U	5 U	5 U	5 U	50 GV
1,1,2-Trichloroethane	000079-00-5	0.2 U	10.0 U	5 U	10 U	5 U	5 U	5 U	5 U	5 U	5 ST
Trichloroethene	000079-01-6	0.4 U	10.0 U	5 U	10 U	5 U	5 U	5 U	5 U	5 U	5 ST
1,1,2,2-Tetrachloroethane	000079-34-5	0.2 U	10.0 U	5 U	10 U	5 U	5 U	5 U	5 U	5 U	5 ST
1,2-Dichlorobenzene	000095-50-1	NA	NA	5 U	10 U	5 U	5 U	5 U	5 U	5 U	3 ST
1,2-Dibromo-3-chloropropane	000096-12-8	NA	NA	5 U	10 U	5 U	5 U	5 U	5 U	5 U	0.04 ST
1,2,3-Trichloropropane	000096-18-4	NA	NA	5 U	10 U	5 U	5 U	5 U	5 U	5 U	0.04 ST
1,1-Dichloropropene	000563-58-6	NA	NA	NA	10 U	NA	NA	NA	NA	NA	5 ST
TOTAL VOCs		6	3.9	3	7	2	2	2	0	0	

QUALIFIERS

B: Compound was found in the method blank as well as the sample
 U: Compound was analyzed for but not detected at the detection limit shown.
 J: Compound was found at a concentration below the detection limit, value estimated
 E: Concentration exceeds instrument calibration range, value estimated.
 D: Result taken from analysis at a secondary dilution.

NOTES

GV: Guidance Value NS: Not Sampled
 ST: Standard
 NA: Not Analyzed
 : Parameter exceeds Standard/Guidance Value

APPENDIX A-3

SONIA ROAD LANDFILL
POST CLOSURE GROUNDWATER MONITORING PROGRAM
HISTORIC AND CURRENT SAMPLE RESULTS
VOLATILE ORGANIC COMPOUNDS

Sample ID		MW-051	MW-051	MW-051	MW-051	MW-051	MW-051	MW-051	MW-051	MW-051	NYSDEC Class GA
Date of Collection		10/29/1997	2/2/1998	12/8/2000	2/2/2001	11/22/2002	8/25/2003	5/25/2004	03/02/05	11/30/06	GROUNDWATER
Volatile Organic Compounds	CAS #	(ug/l)	(ug/l)	(ug/l)	(ug/l)	(ug/l)	(ug/l)	(ug/l)	(ug/l)	(ug/l)	STANDARD/GUIDANCE VALUE
Ethylbenzene	000100-41-4	0.4 U	10.0 U	5 U	10 U	5 U	5 U	5 U	5 U	5 U	5 ST
Styrene	000100-42-5	0.4 U	10.0 U	5 U	10 U	5 U	5 U	5 U	5 U	5 U	5 ST
cis-1,3-Dichloropropene	010061-01-5	0.2 U	10.0 U	5 U	10 U	5 U	5 U	5 U	5 U	5 U	0.4 ST
trans-1,3-Dichloropropene	010061-02-6	0.2 U	10.0 U	5 U	10 U	5 U	5 U	5 U	5 U	5 U	0.4 ST
1,4-Dichlorobenzene	000106-46-7	NA	NA	5 U	10 U	5 U	5 U	5 U	5 U	5 U	3 ST
1,2-Dibromoethane	000106-93-4	NA	NA	5 U	10 U	5 U	5 U	5 U	5 U	5 U	5 ST
1,2-Dichloroethane	000107-06-2	0.2 U	10.0 U	5 U	10 U	5 U	5 U	5 U	5 U	5 U	0.6 ST
Acrylonitrile	000107-13-1	NA	NA	5 U	50 U	5 U	5 U	5 U	5 U	5 U	5 ST
Vinyl Acetate	000108-05-4	NA	NA	5 U	10 U	5 U	5 U	5 U	5 U	5 U	-
4-Methyl-2-pentanone	000108-10-1	0.2 U	10.0 U	5 U	10 U	5 U	5 U	5 U	5 U	5 U	-
Toluene	000108-88-3	0.4 U	10.0 U	5 U	10 U	5 U	5 U	5 U	5 U	5 U	5 ST
Chlorobenzene	000108-90-7	0.4 U	10.0 U	5 U	10 U	5 U	5 U	5 U	5 U	5 U	5 ST
trans-1,4-Dichloro-2-butene	000110-57-6	NA	NA	5 U	10 U	5 U	5 U	5 U	5 U	5 U	5 ST
Dibromochloromethane	000124-48-1	0.2 U	10.0 U	5 U	10 U	5 U	5 U	5 U	5 U	5 U	50 GV
Tetrachloroethene	000127-18-4	0.4 U	10.0 U	5 U	10 U	5 U	5 U	5 U	5 U	5 U	5 ST
Xylene (total)	001330-20-7	0.6 U	10.0 U	5 U	10 U	5 U	5 U	5 U	5 U	5 U	5 ST
1,2-Dichloroethene (total)	000540-59-0	4 J	4.2 J	NA	10 U	NA	NA	NA	NA	NA	5 ST
cis-1,2-Dichloroethene	000156-59-2	NA	NA	5 U	10 U	1 J	5 U	5 U	5 U	5 U	5 ST
trans-1,2-Dichloroethene	000156-60-5	NA	NA	5 U	10 U	5 U	5 U	5 U	5 U	5 U	5 ST
Carbon tetrachloride	000056-23-5	0.4 U	10.0 U	5 U	10 U	5 U	5 U	5 U	5 U	5 U	5 ST
2-Hexanone	000591-78-6	0.2 U	10.0 U	5 U	10 U	5 U	5 U	5 U	5 U	5 U	50 GV
1,1,1,2-Tetrachloroethane	000630-20-6	NA	NA	5 U	10 U	5 U	5 U	5 U	5 U	5 U	5 ST
Acetone	000067-64-1	0.4 U	3.5 J	5 U	10 U	5 U	5 U	5 U	5 U	5 U	50 GV
Chloroform	000067-66-3	0.2 U	10.0 U	5 U	10 U	5 U	5 U	5 U	5 U	5 U	7 ST
Benzene	000071-43-2	0.4 U	10.0 U	5 U	10 U	5 U	5 U	5 U	5 U	5 U	1 ST
1,1,1-Trichloroethane	000071-55-6	0.6 U	10.0 U	5 U	10 U	5 U	5 U	5 U	5 U	5 U	5 ST
Bromomethane	000074-83-9	0.4 U	10.0 U	5 U	10 U	5 U	5 U	5 U	5 U	5 U	5 ST
Chloromethane	000074-87-3	0.6 U	10.0 U	5 U	10 U	5 U	5 U	5 U	5 U	5 U	5 ST
Iodomethane	000074-88-4	NA	NA	5 U	10 U	5 U	5 U	5 U	5 U	5 U	5 ST
Dibromomethane	000074-95-3	NA	NA	5 U	10 U	5 U	5 U	5 U	5 U	5 U	5 ST
Bromodichloromethane	000075-27-4	0.2 U	10.0 U	5 U	10 U	5 U	5 U	5 U	5 U	5 U	50 GV
Chloroethane	000075-00-3	0.4 U	10.0 U	5 U	10 U	5 U	5 U	5 U	5 U	5 U	5 ST
Vinyl chloride	000075-01-4	0.6 U	10.0 U	5 U	10 U	5 U	5 U	5 U	5 U	5 U	2 ST
Methylene chloride	000075-09-2	0.4 U	10.0 U	5 U	10 U	5 U	5 U	5 U	5 U	5 U	5 ST
Carbon disulfide	000075-15-0	0.4 U	10.0 U	5 U	10 U	5 U	5 U	5 U	5 U	5 U	60 GV
Bromoform	000075-25-2	0.6 U	10.0 U	5 U	10 U	5 U	5 U	5 U	5 U	5 U	50 GV
Bromochloromethane	000074-97-5	NA	NA	5 U	10 U	5 U	5 U	5 U	5 U	5 U	5 ST
1,1-Dichloroethane	000075-34-3	0.4 U	10.0 U	5 U	10 U	5 U	5 U	5 U	5 U	5 U	5 ST
1,1-Dichloroethene	000075-35-4	0.6 U	10.0 U	5 U	10 U	5 U	5 U	5 U	5 U	5 U	5 ST
Trichlorofluoromethane	000075-69-4	NA	NA	5 U	10 U	5 U	5 U	5 U	5 U	5 U	5 ST
1,2-Dichloropropane	000078-87-5	0.4 U	10.0 U	5 U	10 U	5 U	5 U	5 U	5 U	5 U	1 ST
2-Butanone	000078-93-3	0.2 U	10.0 U	5 U	10 U	5 U	5 U	5 U	5 U	5 U	50 GV
1,1,2-Trichloroethane	000079-00-5	0.2 U	10.0 U	5 U	10 U	5 U	5 U	5 U	5 U	5 U	5 ST
Trichloroethene	000079-01-6	4 J	2.2 J	5 U	10 U	5 U	5 U	5 U	5 U	5 U	5 ST
1,1,2,2-Tetrachloroethane	000079-34-5	0.2 U	10.0 U	5 U	10 U	5 U	5 U	5 U	5 U	5 U	5 ST
1,2-Dichlorobenzene	000095-50-1	NA	NA	5 U	10 U	5 U	5 U	5 U	5 U	5 U	3 ST
1,2-Dibromo-3-chloropropane	000096-12-8	NA	NA	5 U	10 U	5 U	5 U	5 U	5 U	5 U	0.04 ST
1,2,3-Trichloropropane	000096-18-4	NA	NA	5 U	10 U	5 U	5 U	5 U	5 U	5 U	0.04 ST
1,1-Dichloropropene	000563-58-6	NA	NA	NA	10 U	NA	NA	NA	NA	NA	5 ST
TOTAL VOCs		8	9.9	0	0	1	0	0	0	0	

QUALIFIERS

B: Compound was found in the method blank as well as the sample
 U: Compound was analyzed for but not detected at the detection limit shown.
 J: Compound was found at a concentration below the detection limit, value estimated
 E: Concentration exceeds instrument calibration range; value estimated.
 D: Result taken from analysis at a secondary dilution.

NOTES

GV: Guidance Value NS: Not Sampled
 ST: Standard
 NA: Not Analyzed
 : Parameter exceeds Standard/Guidance Value

SONIA ROAD LANDFILL
 POST CLOSURE GROUNDWATER MONITORING PROGRAM
 HISTORIC AND CURRENT SAMPLE RESULTS
 VOLATILE ORGANIC COMPOUNDS

Sample ID		MW-05S	MW-05S	MW-05S	MW-05S	MW-05S	MW-05S	MW-05S	MW-05S	MW-05S	NYSDEC Class GA
Date of Collection		10/29/1997	2/3/1998	12/8/2000	2/2/2001	11/22/2002	8/25/2003	5/25/2004	03/02/05	11/30/06	GROUNDWATER
Volatiles Organic Compounds	CAS #	(ug/l)	(ug/l)	(ug/l)	(ug/l)	(ug/l)	(ug/l)	(ug/l)	(ug/l)	(ug/l)	STANDARD/GUIDANCE VALUE
Ethylbenzene	000100-41-4	0.4 U	10.0 U	5 U	10 U	5 U	5 U	5 U	5 U	5 U	5 ST
Styrene	000100-42-5	0.4 U	10.0 U	5 U	10 U	5 U	5 U	5 U	5 U	5 U	5 ST
cis-1,3-Dichloropropene	010061-01-5	0.2 U	10.0 U	5 U	10 U	5 U	5 U	5 U	5 U	5 U	0.4 ST
trans-1,3-Dichloropropene	010061-02-6	0.2 U	10.0 U	5 U	10 U	5 U	5 U	5 U	5 U	5 U	0.4 ST
1,4-Dichlorobenzene	000106-46-7	NA	NA	5 U	1.2 J	5 U	1 J	1 J	5 U	1 J	3 ST
1,2-Dibromoethane	000106-93-4	NA	NA	5 U	10 U	5 U	5 U	5 U	5 U	5 U	5 ST
1,2-Dichloroethane	000107-06-2	0.2 U	10.0 U	5 U	10 U	5 U	5 U	5 U	5 U	5 U	0.6 ST
Acrylonitrile	000107-13-1	NA	NA	5 U	50 U	5 U	5 U	5 U	5 U	5 U	5 ST
Vinyl Acetate	000108-05-4	NA	NA	5 U	10 U	5 U	5 U	5 U	5 U	5 U	-
4-Methyl-2-pentanone	000108-10-1	0.2 U	10.0 U	5 U	10 U	5 U	5 U	5 U	5 U	5 U	-
Toluene	000108-88-3	0.4 U	10.0 U	5 U	10 U	5 U	5 U	5 U	5 U	5 U	5 ST
Chlorobenzene	000108-90-7	5 J	2.4 J	3 J	4.9 J	5 U	1 J	2 J	1 J	4 J	5 ST
trans-1,4-Dichloro-2-butene	000110-57-6	NA	NA	5 U	10 U	5 U	5 U	5 U	5 U	5 U	5 ST
Dibromochloromethane	000124-48-1	0.2 U	10.0 U	5 U	10 U	5 U	5 U	5 U	5 U	5 U	50 GV
Tetrachloroethene	000127-18-4	0.4 U	10.0 U	5 U	10 U	5 U	5 U	5 U	5 U	5 U	5 ST
Xylene (total)	001330-20-7	0.6 U	10.0 U	5 U	10 U	5 U	5 U	5 U	5 U	5 U	5 ST
1,2-Dichloroethene (total)	000540-59-0	0.4 U	10.0 U	NA	10 U	NA	NA	NA	NA	NA	5 ST
cis-1,2-Dichloroethene	000156-59-2	NA	NA	5 U	NA	5 U	5 U	5 U	5 U	5 U	5 ST
trans-1,2-Dichloroethene	000156-60-5	NA	NA	5 U	NA	5 U	5 U	5 U	5 U	5 U	5 ST
Carbon tetrachloride	000056-23-5	0.4 U	10.0 U	5 U	10 U	5 U	5 U	5 U	5 U	5 U	5 ST
2-Hexanone	000591-78-6	0.2 U	10.0 U	5 U	10 U	5 U	5 U	5 U	5 U	5 U	50 GV
1,1,1,2-Tetrachloroethane	000630-20-6	NA	NA	5 U	10 U	5 U	5 U	5 U	5 U	5 U	5 ST
Acetone	000067-64-1	0.4 U	10.0 U	5 U	2 J	5 U	5 U	5 U	5 U	5 U	50 GV
Chloroform	000067-66-3	0.2 U	10.0 U	5 U	10 U	5 U	5 U	5 U	5 U	5 U	7 ST
Benzene	000071-43-2	0.4 U	10.0 U	5 U	10 U	5 U	5 U	5 U	5 U	5 U	1 ST
1,1,1-Trichloroethane	000071-55-6	0.6 U	10.0 U	5 U	10 U	5 U	5 U	5 U	5 U	5 U	5 ST
Bromomethane	000074-83-9	0.4 U	10.0 U	5 U	10 U	5 U	5 U	5 U	5 U	5 U	5 ST
Chloromethane	000074-87-3	0.6 U	10.0 U	5 U	10 U	5 U	5 U	5 U	5 U	5 U	5 ST
Iodomethane	000074-88-4	NA	NA	5 U	10 U	5 U	5 U	5 U	5 U	5 U	5 ST
Dibromomethane	000074-95-3	NA	NA	5 U	10 U	5 U	5 U	5 U	5 U	5 U	5 ST
Bromodichloromethane	000075-27-4	0.2 U	10.0 U	5 U	10 U	5 U	5 U	5 U	5 U	5 U	50 GV
Chloroethane	000075-00-3	9 J	5.1 J	3 J	5.2 J	6.6	5 U	5 U	5 U	5 U	5 ST
Vinyl chloride	000075-01-4	0.6 U	10.0 U	5 U	10 U	5 U	5 U	5 U	5 U	5 U	2 ST
Methylene chloride	000075-09-2	0.4 U	10.0 U	5 U	10 U	5 U	5 U	5 U	5 U	5 U	5 ST
Carbon disulfide	000075-15-0	0.4 U	10.0 U	5 U	10 U	5 U	5 U	5 U	5 U	5 U	60 GV
Bromoform	000075-25-2	0.6 U	10.0 U	5 U	10 U	5 U	5 U	5 U	5 U	5 U	50 GV
Bromochloromethane	000074-97-5	NA	NA	5 U	10 U	5 U	5 U	5 U	5 U	5 U	5 ST
1,1-Dichloroethane	000075-34-3	0.4 U	10.0 U	5 U	10 U	5 U	5 U	5 U	5 U	5 U	5 ST
1,1-Dichloroethene	000075-35-4	0.6 U	10.0 U	5 U	10 U	5 U	5 U	5 U	5 U	5 U	5 ST
Trichlorofluoromethane	000075-69-4	NA	NA	5 U	10 U	5 U	5 U	5 U	5 U	5 U	5 ST
1,2-Dichloropropane	000078-87-5	0.4 U	10.0 U	5 U	10 U	5 U	5 U	5 U	5 U	5 U	1 ST
2-Butanone	000078-93-3	0.2 U	10.0 U	5 U	10 U	5 U	5 U	5 U	5 U	5 U	50 GV
1,1,2-Trichloroethane	000079-00-5	0.2 U	10.0 U	5 U	10 U	5 U	5 U	5 U	5 U	5 U	5 ST
Trichloroethene	000079-01-6	0.4 U	10.0 U	5 U	10 U	5 U	5 U	5 U	5 U	5 U	5 ST
1,1,2,2-Tetrachloroethane	000079-34-5	0.2 U	10.0 U	5 U	10 U	5 U	5 U	5 U	5 U	5 U	5 ST
1,2-Dichlorobenzene	000095-50-1	NA	NA	5 U	10 U	5 U	5 U	5 U	5 U	5 U	3 ST
1,2-Dibromo-3-chloropropane	000096-12-8	NA	NA	5 U	10 U	5 U	5 U	5 U	5 U	5 U	0.04 ST
1,2,3-Trichloropropane	000096-18-4	NA	NA	5 U	10 U	5 U	5 U	5 U	5 U	5 U	0.04 ST
1,1-Dichloropropene	000563-58-6	NA	NA	NA	10 U	NA	NA	NA	NA	NA	5 ST
TOTAL VOCs		14	7.5	6	13.3	6.6	2	3	1	5	

QUALIFIERS

B: Compound was found in the method blank as well as the sample
 U: Compound was analyzed for but not detected at the detection limit shown.
 J: Compound was found at a concentration below the detection limit, value estimated
 E: Concentration exceeds instrument calibration range; value estimated.
 D: Result taken from analysis at a secondary dilution.

NOTES

GV: Guidance Value NS: Not Sampled
 ST: Standard
 NA: Not Analyzed
 : Parameter exceeds Standard/Guidance Value

APPENDIX A-3

SONIA ROAD LANDFILL
POST CLOSURE GROUNDWATER MONITORING PROGRAM
HISTORIC AND CURRENT SAMPLE RESULTS
VOLATILE ORGANIC COMPOUNDS

Sample ID		MW-06D	MW-06D	MW-06D	MW-06D	MW-06D	MW-06D	MW-06D	MW-06D	MW-06D	NYSDEC Class GA
Date of Collection		10/28/1997	1/28/1998	12/5/2000	1/31/2001	11/20/2002	8/22/2003	5/24/2004	03/01/05	12/01/06	GROUNDWATER
Volatiles Organic Compounds	CAS #	(ug/l)	(ug/l)	(ug/l)	(ug/l)	(ug/l)	(ug/l)	(ug/l)	(ug/l)	(ug/l)	STANDARD/GUIDANCE VALUE
Ethylbenzene	000100-41-4	0.4 U	10.0 U	5 U	10 U	5 U	5 U	5 U	5 U	5 U	5 ST
Styrene	000100-42-5	0.4 U	10.0 U	5 U	10 U	5 U	5 U	5 U	5 U	5 U	5 ST
cis-1,3-Dichloropropene	010061-01-5	0.2 U	10.0 U	5 U	10 U	5 U	5 U	5 U	5 U	5 U	0.4 ST
trans-1,3-Dichloropropene	010061-02-6	0.2 U	10.0 U	5 U	10 U	5 U	5 U	5 U	5 U	5 U	0.4 ST
1,4-Dichlorobenzene	000106-46-7	NA	NA	5 U	10 U	5 U	5 U	5 U	5 U	5 U	3 ST
1,2-Dibromoethane	000106-93-4	NA	NA	5 U	10 U	5 U	5 U	5 U	5 U	5 U	5 ST
1,2-Dichloroethane	000107-06-2	0.2 U	10.0 U	5 U	10 U	5 U	5 U	5 U	5 U	5 U	0.6 ST
Acrylonitrile	000107-13-1	NA	NA	5 U	50 U	5 U	5 U	5 U	5 U	5 U	5 ST
Vinyl Acetate	000108-05-4	NA	NA	5 U	10 U	5 U	5 U	5 U	5 U	5 U	-
4-Methyl-2-pentanone	000108-10-1	0.2 U	10.0 U	5 U	10 U	5 U	5 U	5 U	5 U	5 U	-
Toluene	000108-88-3	1 J	10.0 U	5 U	10 U	2 J	5 U	5 U	5 U	5 U	5 ST
Chlorobenzene	000108-90-7	0.4 U	10.0 U	5 U	10 U	5 U	5 U	5 U	5 U	5 U	5 ST
trans-1,4-Dichloro-2-butene	000110-57-6	NA	NA	5 U	10 U	5 U	5 U	5 U	5 U	5 U	5 ST
Dibromochloromethane	000124-48-1	0.2 U	10.0 U	5 U	10 U	5 U	5 U	5 U	5 U	5 U	50 GV
Tetrachloroethene	000127-18-4	1200 D	1600.0 E	15	11	5	2 J	5 U	5 U	5 U	5 ST
Xylene (total)	001330-20-7	0.6 U	10.0 U	5 U	10 U	5 U	5 U	5 U	5 U	5 U	5 ST
1,2-Dichloroethene (total)	000540-59-0	480 D	360.0 E	NA	10 U	NA	NA	NA	NA	NA	5 ST
cis-1,2-Dichloroethene	000156-59-2	NA	NA	1 J	1	1 J	5 U	5 U	5 U	5 U	5 ST
trans-1,2-Dichloroethene	000156-60-5	NA	NA	5 U	10 U	5 U	5 U	5 U	5 U	5 U	5 ST
Carbon tetrachloride	000056-23-5	0.4 U	10.0 U	5 U	10 U	5 U	5 U	5 U	5 U	5 U	5 ST
2-Hexanone	000591-78-6	0.2 U	10.0 U	5 U	10 U	5 U	5 U	5 U	5 U	5 U	50 GV
1,1,1,2-Tetrachloroethane	000630-20-6	NA	NA	5 U	10 U	5 U	5 U	5 U	5 U	5 U	5 ST
Acetone	000067-64-1	0.4 U	10.0 U	5 U	10 U	5 U	5 U	5 U	5 U	5 U	50 GV
Chloroform	000067-66-3	0.2 U	10.0 U	5 U	10 U	5 U	5 U	5 U	5 U	5 U	7 ST
Benzene	000071-43-2	0.4 U	10.0 U	5 U	10 U	5 U	5 U	5 U	5 U	5 U	1 ST
1,1,1-Trichloroethane	000071-55-6	23	17	5 U	10 U	5 U	5 U	5 U	5 U	5 U	5 ST
Bromomethane	000074-83-9	0.4 U	10.0 U	5 U	10 U	5 U	5 U	5 U	5 U	5 U	5 ST
Chloromethane	000074-87-3	0.6 U	10.0 U	5 U	10 U	5 U	5 U	5 U	5 U	5 U	5 ST
Iodomethane	000074-88-4	NA	NA	5 U	10 U	5 U	5 U	5 U	5 U	5 U	5 ST
Dibromomethane	000074-95-3	NA	NA	5 U	10 U	5 U	5 U	5 U	5 U	5 U	5 ST
Bromodichloromethane	000075-27-4	0.2 U	10.0 U	5 U	10 U	5 U	5 U	5 U	5 U	5 U	50 GV
Chloroethane	000075-00-3	0.4 U	10.0 U	5 U	10 U	5 U	5 U	5 U	5 U	5 U	5 ST
Vinyl chloride	000075-01-4	19	19	5 U	10 U	5 U	5 U	5 U	5 U	5 U	2 ST
Methylene chloride	000075-09-2	0.4 U	10.0 U	5 U	10 U	5 U	5 U	5 U	5 U	5 U	5 ST
Carbon disulfide	000075-15-0	0.4 U	10.0 U	5 U	10 U	5 U	5 U	5 U	5 U	5 U	60 GV
Bromoform	000075-25-2	0.6 U	10.0 U	5 U	10 U	5 U	5 U	5 U	5 U	5 U	50 GV
Bromochloromethane	000074-97-5	NA	NA	5 U	10 U	5 U	5 U	5 U	5 U	5 U	5 ST
1,1-Dichloroethane	000075-34-3	4 J	10.0 U	5 U	10 U	5 U	5 U	5 U	5 U	5 U	5 ST
1,1-Dichloroethene	000075-35-4	4 J	10.0 U	5 U	10 U	5 U	5 U	5 U	5 U	5 U	5 ST
Trichlorofluoromethane	000075-69-4	NA	NA	5 U	10 U	5 U	5 U	5 U	5 U	5 U	5 ST
1,2-Dichloropropane	000078-87-5	0.4 U	10.0 U	5 U	10 U	5 U	5 U	5 U	5 U	5 U	1 ST
2-Butanone	000078-93-3	0.2 U	10.0 U	5 U	10 U	5 U	5 U	5 U	5 U	5 U	50 GV
1,1,2-Trichloroethane	000079-00-5	0.2 U	10.0 U	5 U	10 U	5 U	5 U	5 U	5 U	5 U	5 ST
Trichloroethene	000079-01-6	45	36	2 J	10 U	5 U	5 U	5 U	5 U	5 U	5 ST
1,1,2,2-Tetrachloroethane	000079-34-5	0.2 U	10.0 U	5 U	10 U	5 U	5 U	5 U	5 U	5 U	5 ST
1,2-Dichlorobenzene	000095-50-1	NA	NA	5 U	10 U	5 U	5 U	5 U	5 U	5 U	3 ST
1,2-Dibromo-3-chloropropane	000096-12-8	NA	NA	5 U	10 U	5 U	5 U	5 U	5 U	5 U	0.04 ST
1,2,3-Trichloropropane	000096-18-4	NA	NA	5 U	10 U	5 U	5 U	5 U	5 U	5 U	0.04 ST
1,1-Dichloropropene	000563-58-6	NA	NA	NA	10 U	NA	NA	NA	NA	NA	5 ST
TOTAL VOCs		1776	2032	18	12	8	2	0	0	0	

QUALIFIERS

B: Compound was found in the method blank as well as the sample
 U: Compound was analyzed for but not detected at the detection limit shown.
 J: Compound was found at a concentration below the detection limit, value estimated
 E: Concentration exceeds instrument calibration range; value estimated.
 D: Result taken from analysis at a secondary dilution.

NOTES

GV: Guidance Value NS: Not Sampled
 ST: Standard
 NA: Not Analyzed
 : Parameter exceeds Standard/Guidance Value

APPENDIX A-3

SONIA ROAD LANDFILL
POST CLOSURE GROUNDWATER MONITORING PROGRAM
HISTORIC AND CURRENT SAMPLE RESULTS
VOLATILE ORGANIC COMPOUNDS

Sample ID		MW-061	MW-061	MW-061	MW-061	MW-061	MW-061	MW-061	MW-061	MW-061	NYSDEC Class GA
Date of Collection		10/28/1997	1/28/1998	12/5/2000	2/1/2001	11/21/2002	8/22/2003	5/24/2004	03/01/05	12/01/06	GROUNDWATER
Volatiles Organic Compounds	CAS #	(ug/l)	(ug/l)	(ug/l)	(ug/l)	(ug/l)	(ug/l)	(ug/l)	(ug/l)	(ug/l)	STANDARD/GUIDANCE VALUE
Ethylbenzene	000100-41-4	0.4 U	10.0 U	5 U	10 U	5 U	5 U	5 U	5 U	5 U	5 ST
Styrene	000100-42-5	0.4 U	10.0 U	5 U	10 U	5 U	5 U	5 U	5 U	5 U	5 ST
cis-1,3-Dichloropropene	010061-01-5	0.2 U	10.0 U	5 U	10 U	5 U	5 U	5 U	5 U	5 U	0.4 ST
trans-1,3-Dichloropropene	010061-02-6	0.2 U	10.0 U	5 U	10 U	5 U	5 U	5 U	5 U	5 U	0.4 ST
1,4-Dichlorobenzene	000106-46-7	NA	NA	5 U	10 U	5 U	5 U	5 U	5 U	5 U	3 ST
1,2-Dibromoethane	000106-93-4	NA	NA	5 U	10 U	5 U	5 U	5 U	5 U	5 U	5 ST
1,2-Dichloroethane	000107-06-2	0.2 U	10.0 U	5 U	10 U	5 U	5 U	5 U	5 U	5 U	0.6 ST
Acrylonitrile	000107-13-1	NA	NA	5 U	50 U	5 U	5 U	5 U	5 U	5 U	5 ST
Vinyl Acetate	000108-05-4	NA	NA	5 U	10 U	5 U	5 U	5 U	5 U	5 U	-
4-Methyl-2-pentanone	000108-10-1	0.2 U	10.0 U	5 U	10 U	5 U	5 U	5 U	5 U	5 U	-
Toluene	000108-88-3	0.4 U	10.0 U	5 U	10 U	5 U	5 U	5 U	5 U	5 U	5 ST
Chlorobenzene	000108-90-7	0.4 U	10.0 U	5 U	10 U	5 U	5 U	5 U	5 U	5 U	5 ST
trans-1,4-Dichloro-2-butene	000110-57-6	NA	NA	5 U	10 U	5 U	5 U	5 U	5 U	5 U	5 ST
Dibromochloromethane	000124-48-1	0.2 U	10.0 U	5 U	10 U	5 U	5 U	5 U	5 U	5 U	50 GV
Tetrachloroethene	000127-18-4	3 J	10.0 U	2 J	10 U	5 U	5 U	5 U	5 U	5 U	5 ST
Xylene (total)	001330-20-7	0.6 U	10.0 U	5 U	10 U	5 U	5 U	5 U	5 U	5 U	5 ST
1,2-Dichloroethene (total)	000540-59-0	0.4 U	10.0 U	NA	10 U	NA	NA	NA	NA	NA	5 ST
cis-1,2-Dichloroethene	000156-59-2	NA	NA	4 J	10 U	5 U	5 U	5 U	5 U	5 U	5 ST
trans-1,2-Dichloroethene	000156-60-5	NA	NA	5 U	10 U	5 U	5 U	5 U	5 U	5 U	5 ST
Carbon tetrachloride	000056-23-5	0.4 U	10.0 U	5 U	10 U	5 U	5 U	5 U	5 U	5 U	5 ST
2-Hexanone	000591-78-6	0.2 U	10.0 U	5 U	10 U	5 U	5 U	5 U	5 U	5 U	50 GV
1,1,1,2-Tetrachloroethane	000630-20-6	NA	NA	5 U	10 U	5 U	5 U	5 U	5 U	5 U	5 ST
Acetone	000067-64-1	0.4 U	10.0 U	5 U	10 U	5 U	5 U	5 U	5 U	5 U	50 GV
Chloroform	000067-66-3	0.2 U	10.0 U	5 U	10 U	5 U	5 U	5 U	5 U	5 U	7 ST
Benzene	000071-43-2	0.4 U	10.0 U	5 U	10 U	5 U	5 U	5 U	5 U	5 U	1 ST
1,1,1-Trichloroethane	000071-55-6	4 J	10.0 U	5 U	10 U	5 U	5 U	5 U	5 U	5 U	5 ST
Bromomethane	000074-83-9	0.4 U	10.0 U	5 U	10 U	5 U	5 U	5 U	5 U	5 U	5 ST
Chloromethane	000074-87-3	0.6 U	10.0 U	5 U	10 U	5 U	5 U	5 U	5 U	5 U	5 ST
Iodomethane	000074-88-4	NA	NA	5 U	10 U	5 U	5 U	5 U	5 U	5 U	5 ST
Dibromomethane	000074-95-3	NA	NA	5 U	10 U	5 U	5 U	5 U	5 U	5 U	5 ST
Bromodichloromethane	000075-27-4	0.2 U	10.0 U	5 U	10 U	5 U	5 U	5 U	5 U	5 U	50 GV
Chloroethane	000075-00-3	0.4 U	10.0 U	5 U	10 U	5 U	5 U	5 U	5 U	5 U	5 ST
Vinyl chloride	000075-01-4	0.6 U	10.0 U	5 U	10 U	5 U	5 U	5 U	5 U	5 U	2 ST
Methylene chloride	000075-09-2	0.4 U	10.0 U	5 U	10 U	5 U	5 U	5 U	5 U	5 U	5 ST
Carbon disulfide	000075-15-0	0.4 U	10.0 U	5 U	10 U	5 U	5 U	5 U	5 U	5 U	60 GV
Bromoform	000075-25-2	0.6 U	10.0 U	5 U	10 U	5 U	5 U	5 U	5 U	5 U	50 GV
Bromochloromethane	000074-97-5	NA	NA	5 U	10 U	5 U	5 U	5 U	5 U	5 U	5 ST
1,1-Dichloroethane	000075-34-3	5 J	10.0 U	5 U	10 U	5 U	5 U	5 U	5 U	5 U	5 ST
1,1-Dichloroethene	000075-35-4	0.6 U	10.0 U	5 U	10 U	5 U	5 U	5 U	5 U	5 U	5 ST
Trichlorofluoromethane	000075-69-4	NA	NA	5 U	10 U	5 U	5 U	5 U	5 U	5 U	5 ST
1,2-Dichloropropane	000078-87-5	0.4 U	10.0 U	5 U	10 U	5 U	5 U	5 U	5 U	5 U	1 ST
2-Butanone	000078-93-3	0.2 U	10.0 U	5 U	10 U	5 U	5 U	5 U	5 U	5 U	50 GV
1,1,2-Trichloroethane	000079-00-5	0.2 U	10.0 U	5 U	10 U	5 U	5 U	5 U	5 U	5 U	5 ST
Trichloroethene	000079-01-6	0.4 U	10.0 U	23	3.1 J	5 U	5 U	5 U	5 U	5 U	5 ST
1,1,2,2-Tetrachloroethane	000079-34-5	0.2 U	10.0 U	5 U	10 U	5 U	5 U	5 U	5 U	5 U	5 ST
1,2-Dichlorobenzene	000095-50-1	NA	NA	5 U	10 U	5 U	5 U	5 U	5 U	5 U	3 ST
1,2-Dibromo-3-chloropropane	000096-12-8	NA	NA	5 U	10 U	5 U	5 U	5 U	5 U	5 U	0.04 ST
1,2,3-Trichloropropane	000096-18-4	NA	NA	5 U	10 U	5 U	5 U	5 U	5 U	5 U	0.04 ST
1,1-Dichloropropene	000563-58-6	NA	NA	NA	10 U	NA	NA	NA	NA	NA	5 ST
TOTAL VOCs		12	0	29	31	0	0	0	0	0	

QUALIFIERS

B: Compound was found in the method blank as well as the sample
 U: Compound was analyzed for but not detected at the detection limit shown.
 J: Compound was found at a concentration below the detection limit, value estimated
 E: Concentration exceeds instrument calibration range; value estimated.
 D: Result taken from analysis at a secondary dilution.

NOTES

GV: Guidance Value NS: Not Sampled
 ST: Standard
 NA: Not Analyzed
 . Parameter exceeds Standard/Guidance Value

APPENDIX A-3

SONIA ROAD LANDFILL
POST CLOSURE GROUNDWATER MONITORING PROGRAM
HISTORIC AND CURRENT SAMPLE RESULTS
VOLATILE ORGANIC COMPOUNDS

Sample ID		MW-06S	MW-06S	MW-06S	MW-06S	MW-06S	MW-06S	MW-06S	MW-06S	MW-06S	NYSDEC Class GA
Date of Collection		10/28/1997	1/28/1998	12/5/2000	2/1/2001	11/20/2002	8/22/2003	5/24/2004	03/01/05	12/01/06	GROUNDWATER
Volatiles Organic Compounds	CAS #	(ug/l)	(ug/l)	(ug/l)	(ug/l)	(ug/l)	(ug/l)	(ug/l)	(ug/l)	(ug/l)	STANDARD/GUIDANCE VALUE
Ethylbenzene	000100-41-4	0.4 U	10.0 U	5 U	10 U	5 U	5 U	5 U	5 U	5 U	5 ST
Styrene	000100-42-5	0.4 U	10.0 U	5 U	10 U	5 U	5 U	5 U	5 U	5 U	5 ST
cis-1,3-Dichloropropene	010061-01-5	0.2 U	10.0 U	5 U	10 U	5 U	5 U	5 U	5 U	5 U	0.4 ST
trans-1,3-Dichloropropene	010061-02-6	0.2 U	10.0 U	5 U	10 U	5 U	5 U	5 U	5 U	5 U	0.4 ST
1,4-Dichlorobenzene	000106-46-7	NA	NA	5 U	10 U	5 U	1 J	5 U	5 U	2 J	3 ST
1,2-Dibromoethane	000106-93-4	NA	NA	5 U	10 U	5 U	5 U	5 U	5 U	5 U	5 ST
1,2-Dichloroethane	000107-06-2	0.2 U	10.0 U	5 U	10 U	5 U	5 U	5 U	5 U	5 U	0.6 ST
Acrylonitrile	000107-13-1	NA	NA	5 U	50 U	5 U	5 U	5 U	5 U	5 U	5 ST
Vinyl Acetate	000108-05-4	NA	NA	5 U	10 U	5 U	5 U	5 U	5 U	5 U	-
4-Methyl-2-pentanone	000108-10-1	0.2 U	10.0 U	5 U	10 U	5 U	5 U	5 U	5 U	5 U	-
Toluene	000108-88-3	0.4 U	10.0 U	5 U	10 U	5 U	5 U	5 U	5 U	5 U	5 ST
Chlorobenzene	000108-90-7	4 J	6.2 J	5 U	1.1 J	2 J	2 J	1 J	5 U	3 J	5 ST
trans-1,4-Dichloro-2-butene	000110-57-6	NA	NA	5 U	10 U	5 U	5 U	5 U	5 U	5 U	5 ST
Dibromochloromethane	000124-48-1	0.2 U	10.0 U	5 U	10 U	5 U	5 U	5 U	5 U	5 U	50 GV
Tetrachloroethene	000127-18-4	0.4 U	10.0 U	5 U	10 U	5 U	5 U	5 U	5 U	5 U	5 ST
Xylene (total)	001330-20-7	0.6 U	10.0 U	5 U	10 U	5 U	5 U	5 U	5 U	5 U	5 ST
1,2-Dichloroethene (total)	000540-59-0	0.4 U	10.0 U	NA	10 U	NA	NA	NA	NA	NA	5 ST
cis-1,2-Dichloroethene	000156-59-2	NA	NA	1 J	6	1 J	5 U	5 U	5 U	5 U	5 ST
trans-1,2-Dichloroethene	000156-60-5	NA	NA	5 U	10 U	5 U	5 U	5 U	5 U	5 U	5 ST
Carbon tetrachloride	000056-23-5	0.4 U	10.0 U	5 U	10 U	5 U	5 U	5 U	5 U	5 U	5 ST
2-Hexanone	000591-78-6	0.2 U	10.0 U	5 U	10 U	5 U	5 U	5 U	5 U	5 U	50 GV
1,1,1,2-Tetrachloroethane	000630-20-6	NA	NA	5 U	10 U	5 U	5 U	5 U	5 U	5 U	5 ST
Acetone	000067-64-1	0.4 U	10.0 U	5 U	10 U	5 U	5 U	5 U	5 U	5 U	50 GV
Chloroform	000067-66-3	0.2 U	10.0 U	5 U	10 U	5 U	5 U	5 U	5 U	5 U	7 ST
Benzene	000071-43-2	4 J	4.1 J	5 U	10 U	5 U	5 U	5 U	5 U	5 U	1 ST
1,1,1-Trichloroethane	000071-55-6	0.6 U	10.0 U	5 U	10 U	5 U	5 U	5 U	5 U	5 U	5 ST
Bromomethane	000074-83-9	0.4 U	10.0 U	5 U	10 U	5 U	5 U	5 U	5 U	5 U	5 ST
Chloromethane	000074-87-3	0.6 U	10.0 U	5 U	10 U	5 U	5 U	5 U	5 U	5 U	5 ST
Iodomethane	000074-88-4	NA	NA	5 U	10 U	5 U	5 U	5 U	5 U	5 U	5 ST
Dibromomethane	000074-95-3	NA	NA	5 U	10 U	5 U	5 U	5 U	5 U	5 U	5 ST
Bromodichloromethane	000075-27-4	0.2 U	10.0 U	5 U	10 U	5 U	5 U	5 U	5 U	5 U	50 GV
Chloroethane	000075-00-3	1 J	10.0 U	5 U	10 U	5 U	5 U	5 U	5 U	5 U	5 ST
Vinyl chloride	000075-01-4	0.6 U	10.0 U	5 U	2.6 J	5 U	5 U	5 U	5 U	5 U	2 ST
Methylene chloride	000075-09-2	0.4 U	10.0 U	5 U	10 U	5 U	5 U	5 U	5 U	5 U	5 ST
Carbon disulfide	000075-15-0	0.4 U	10.0 U	5 U	10 U	5 U	5 U	5 U	5 U	5 U	60 GV
Bromoform	000075-25-2	0.6 U	10.0 U	5 U	10 U	5 U	5 U	5 U	5 U	5 U	50 GV
Bromochloromethane	000074-97-5	NA	NA	5 U	10 U	5 U	5 U	5 U	5 U	5 U	5 ST
1,1-Dichloroethane	000075-34-3	0.4 U	10.0 U	5 U	10 U	5 U	5 U	5 U	5 U	5 U	5 ST
1,1-Dichloroethene	000075-35-4	0.6 U	10.0 U	5 U	10 U	5 U	5 U	5 U	5 U	5 U	5 ST
Trichlorofluoromethane	000075-69-4	NA	NA	5 U	10 U	5 U	5 U	5 U	5 U	5 U	5 ST
1,2-Dichloropropane	000078-87-5	0.4 U	10.0 U	5 U	10 U	5 U	5 U	5 U	5 U	5 U	1 ST
2-Butanone	000078-93-3	0.2 U	10.0 U	5 U	10 U	5 U	5 U	5 U	5 U	5 U	50 GV
1,1,2-Trichloroethane	000079-00-5	0.2 U	10.0 U	5 U	10 U	5 U	5 U	5 U	5 U	5 U	5 ST
Trichloroethene	000079-01-6	0.4 U	10.0 U	5 U	10 U	5 U	5 U	5 U	5 U	5 U	5 ST
1,1,2,2-Tetrachloroethane	000079-34-5	0.2 U	10.0 U	5 U	10 U	5 U	5 U	5 U	5 U	5 U	5 ST
1,2-Dichlorobenzene	000095-50-1	NA	NA	5 U	10 U	5 U	5 U	5 U	5 U	5 U	3 ST
1,2-Dibromo-3-chloropropane	000096-12-8	NA	NA	5 U	10 U	5 U	5 U	5 U	5 U	5 U	0.04 ST
1,2,3-Trichloropropane	000096-18-4	NA	NA	5 U	10 U	5 U	5 U	5 U	5 U	5 U	0.04 ST
1,1-Dichloropropene	000563-58-6	NA	NA	NA	10 U	NA	NA	NA	NA	NA	5 ST
TOTAL VOCs		9	10.3	1	9.7	3	3	1	0	5	

QUALIFIERS

B: Compound was found in the method blank as well as the sample
 U: Compound was analyzed for but not detected at the detection limit shown.
 J: Compound was found at a concentration below the detection limit, value estimated
 E: Concentration exceeds instrument calibration range; value estimated.
 D: Result taken from analysis at a secondary dilution.

NOTES

GV: Guidance Value NS: Not Sampled
 ST: Standard
 NA: Not Analyzed
 : Parameter exceeds Standard/Guidance Value

APPENDIX A-3

SONIA ROAD LANDFILL
POST CLOSURE GROUNDWATER MONITORING PROGRAM
HISTORIC AND CURRENT SAMPLE RESULTS
VOLATILE ORGANIC COMPOUNDS

Sample ID		MW-07D	MW-07D	MW-07D	MW-07D						NYSDEC Class GA GROUNDWATER STANDARD/GUIDANCE VALUE
Date of Collection		10/27/1997	1/28/1998	12/1/2000	1/31/2001						
Volatiles Organic Compounds	CAS #	(ug/l)	(ug/l)	(ug/l)	(ug/l)						
Ethylbenzene	000100-41-4	0.4 U	10.0 U	5 U	10 U						5 ST
Styrene	000100-42-5	0.4 U	10.0 U	5 U	10 U						5 ST
cis-1,3-Dichloropropene	010061-01-5	0.2 U	10.0 U	5 U	10 U						0.4 ST
trans-1,3-Dichloropropene	010061-02-6	0.2 U	10.0 U	5 U	10 U						0.4 ST
1,4-Dichlorobenzene	000106-46-7	NA	NA	5 U	10 U						3 ST
1,2-Dibromoethane	000106-93-4	NA	NA	5 U	10 U						5 ST
1,2-Dichloroethane	000107-06-2	0.2 U	10.0 U	5 U	10 U						0.6 ST
Acrylonitrile	000107-13-1	NA	NA	5 U	50 U						5 ST
Vinyl Acetate	000108-05-4	NA	NA	5 U	10 U						-
4-Methyl-2-pentanone	000108-10-1	0.2 U	10.0 U	5 U	10 U						-
Toluene	000108-88-3	1 J	10.0 U	5 U	10 U						5 ST
Chlorobenzene	000108-90-7	0.4 U	10.0 U	5 U	10 U						5 ST
trans-1,4-Dichloro-2-butene	000110-57-6	NA	NA	5 U	10 U						5 ST
Dibromochloromethane	000124-48-1	0.2 U	10.0 U	5 U	10 U						50 GV
Tetrachloroethene	000127-18-4	21	270.0 E	4 J	3.5 J						5 ST
Xylene (total)	001330-20-7	0.6 U	10.0 U	5 U	10 U						5 ST
1,2-Dichloroethene (total)	000540-59-0	12	140	NA	10 U						5 ST
cis-1,2-Dichloroethene	000156-59-2	NA	NA	5 U	10 U						5 ST
trans-1,2-Dichloroethene	000156-60-5	NA	NA	5 U	10 U						5 ST
Carbon tetrachloride	000056-23-5	0.4 U	10.0 U	5 U	10 U						5 ST
2-Hexanone	000591-78-6	0.2 U	10.0 U	5 U	10 U						50 GV
1,1,1,2-Tetrachloroethane	000630-20-6	NA	NA	5 U	10 U						5 ST
Acetone	000067-64-1	0.4 U	10.0 U	5 U	10 U						50 GV
Chloroform	000067-66-3	0.2 U	10.0 U	5 U	10 U						7 ST
Benzene	000071-43-2	0.4 U	10.0 U	5 U	10 U						1 ST
1,1,1-Trichloroethane	000071-55-6	0.6 U	10.0 U	5 U	10 U						5 ST
Bromomethane	000074-83-9	0.4 U	10.0 U	5 U	10 U						5 ST
Chloromethane	000074-87-3	0.6 U	10.0 U	5 U	10 U						5 ST
Iodomethane	000074-88-4	NA	NA	5 U	10 U						5 ST
Dibromomethane	000074-95-3	NA	NA	5 U	10 U						5 ST
Bromodichloromethane	000075-27-4	0.2 U	10.0 U	5 U	10 U						50 GV
Chloroethane	000075-00-3	0.4 U	10.0 U	5 U	10 U						5 ST
Vinyl chloride	000075-01-4	1 J	7.7 J	5 U	10 U						2 ST
Methylene chloride	000075-09-2	0.4 U	10.0 U	5 U	10 U						5 ST
Carbon disulfide	000075-15-0	0.4 U	10.0 U	5 U	10 U						60 GV
Bromoform	000075-25-2	0.6 U	10.0 U	5 U	10 U						50 GV
Bromochloromethane	000074-97-5	NA	NA	5 U	10 U						5 ST
1,1-Dichloroethane	000075-34-3	0.4 U	10.0 U	5 U	10 U						5 ST
1,1-Dichloroethene	000075-35-4	0.6 U	10.0 U	5 U	10 U						5 ST
Trichlorofluoromethane	000075-69-4	NA	NA	5 U	10 U						5 ST
1,2-Dichloropropane	000078-87-5	0.4 U	10.0 U	5 U	10 U						1 ST
2-Butanone	000078-93-3	0.2 U	10.0 U	5 U	10 U						50 GV
1,1,2-Trichloroethane	000079-00-5	0.2 U	10.0 U	5 U	10 U						5 ST
Trichloroethene	000079-01-6	3 J	50	5 U	10 U						5 ST
1,1,2,2-Tetrachloroethane	000079-34-5	0.2 U	10.0 U	5 U	10 U						5 ST
1,2-Dichlorobenzene	000095-50-1	NA	NA	5 U	10 U						3 ST
1,2-Dibromo-3-chloropropane	000096-12-8	NA	NA	5 U	10 U						0.04 ST
1,2,3-Trichloropropane	000096-18-4	NA	NA	5 U	10 U						0.04 ST
1,1-Dichloropropene	000563-58-6	NA	NA	NA	10 U						5 ST
TOTAL VOCs		38	467.7	4	3.5						

QUALIFIERS

B: Compound was found in the method blank as well as the sample
 U: Compound was analyzed for but not detected at the detection limit shown.
 J: Compound was found at a concentration below the detection limit, value estimated
 E: Concentration exceeds instrument calibration range; value estimated.
 D: Result taken from analysis at a secondary dilution.

NOTES

GV: Guidance Value NS: Not Sampled
 ST: Standard
 NA: Not Analyzed
 Parameter exceeds Standard/Guidance Value

APPENDIX A-3

SONIA ROAD LANDFILL
POST CLOSURE GROUNDWATER MONITORING PROGRAM
HISTORIC AND CURRENT SAMPLE RESULTS
VOLATILE ORGANIC COMPOUNDS

Sample ID		MW-071	MW-071	MW-071	MW-071	MW-071	MW-071	MW-071	MW-071	MW-071	NYSDEC Class GA
Date of Collection		10/28/1997	1/28/1998	12/1/2000	1/31/2001	11/20/2002	8/22/2003	5/20/2004	02/28/05	11/28/06	GROUNDWATER
Volatiles Organic Compounds	CAS #	(ug/l)	(ug/l)	(ug/l)	(ug/l)	(ug/l)	(ug/l)	(ug/l)	(ug/l)	(ug/l)	STANDARD/GUIDANCE VALUE
Ethylbenzene	000100-41-4	0.4 U	10.0 U	5 U	10 U	5 U	5 U	5 U	5 U	5 U	5 ST
Styrene	000100-42-5	0.4 U	10.0 U	5 U	10 U	5 U	5 U	5 U	5 U	5 U	5 ST
cis-1,3-Dichloropropene	010061-01-5	0.2 U	10.0 U	5 U	10 U	5 U	5 U	5 U	5 U	5 U	0.4 ST
trans-1,3-Dichloropropene	010061-02-6	0.2 U	10.0 U	5 U	10 U	5 U	5 U	5 U	5 U	5 U	0.4 ST
1,4-Dichlorobenzene	000106-46-7	NA	NA	5 U	10 U	5 U	5 U	5 U*	5 U	5 U	3 ST
1,2-Dibromoethane	000106-93-4	NA	NA	5 U	10 U	5 U	5 U	5 U	5 U	5 U	5 ST
1,2-Dichloroethane	000107-06-2	0.2 U	10.0 U	5 U	10 U	5 U	5 U	5 U	5 U	5 U	0.6 ST
Acrylonitrile	000107-13-1	NA	NA	5 U	50 U	5 U	5 U	5 U	5 U	5 U	5 ST
Vinyl Acetate	000108-05-4	NA	NA	5 U	10 U	5 U	5 U	5 U	5 U	5 U	-
4-Methyl-2-pentanone	000108-10-1	0.2 U	10.0 U	5 U	10 U	5 U	5 U	5 U	5 U	5 U	-
Toluene	000108-88-3	0.4 U	10.0 U	5 U	10 U	3 J	5 U	5 U	5 U	5 U	5 ST
Chlorobenzene	000108-90-7	0.4 U	10.0 U	5 U	10 U	5 U	5 U	5 U*	5 U	5 U	5 ST
trans-1,4-Dichloro-2-butene	000110-57-6	NA	NA	5 U	10 U	5 U	5 U	5 U	5 U	5 U	5 ST
Dibromochloromethane	000124-48-1	0.2 U	10.0 U	5 U	10 U	5 U	5 U	5 U	5 U	5 U	50 GV
Tetrachloroethene	000127-18-4	0.4 U	10.0 U	5 U	10 U	5 U	5 U	1 J	5 U	5 U	5 ST
Xylene (total)	001330-20-7	0.6 U	10.0 U	5 U	10 U	5 U	5 U	5 U	5 U	5 U	5 ST
1,2-Dichloroethene (total)	000540-59-0	0.4 U	10.0 U	NA	10 U	NA	NA	NA	NA	NA	5 ST
cis-1,2-Dichloroethene	000156-59-2	NA	NA	5 U	10 U	5 U	5 U	5 U	5 U	5 U	5 ST
trans-1,2-Dichloroethene	000156-60-5	NA	NA	5 U	10 U	5 U	5 U	5 U	5 U	5 U	5 ST
Carbon tetrachloride	000056-23-5	0.4 U	10.0 U	5 U	10 U	5 U	5 U	5 U	5 U	5 U	5 ST
2-Hexanone	000591-78-6	0.2 U	10.0 U	5 U	10 U	5 U	5 U	5 U	5 U	5 U	50 GV
1,1,1,2-Tetrachloroethane	000630-20-6	NA	NA	5 U	10 U	5 U	5 U	5 U	5 U	5 U	5 ST
Acetone	000067-64-1	0.4 U	10.0 U	5 U	10 U	5 U	5 U	5 U	5 U	5 U	50 GV
Chloroform	000067-66-3	0.2 U	10.0 U	5 U	10 U	5 U	5 U	5 U	5 U	5 U	7 ST
Benzene	000071-43-2	0.4 U	10.0 U	5 U	10 U	5 U	5 U	5 U	5 U	5 U	1 ST
1,1,1-Trichloroethane	000071-55-6	0.6 U	10.0 U	6	2.6 J	5 U	5 U	5 U	5 U	5 U	5 ST
Bromomethane	000074-83-9	0.4 U	10.0 U	5 U	10 U	5 U	5 U	5 U	5 U	5 U	5 ST
Chloromethane	000074-87-3	0.6 U	10.0 U	5 U	10 U	5 U	5 U	5 U	5 U	5 U	5 ST
Iodomethane	000074-88-4	NA	NA	5 U	10 U	5 U	5 U	5 U	5 U	5 U	5 ST
Dibromomethane	000074-95-3	NA	NA	5 U	10 U	5 U	5 U	5 U	5 U	5 U	5 ST
Bromodichloromethane	000075-27-4	0.2 U	10.0 U	5 U	10 U	5 U	5 U	5 U	5 U	5 U	50 GV
Chloroethane	000075-00-3	0.4 U	10.0 U	5 U	10 U	5 U	5 U	5 U	5 U	5 U	5 ST
Vinyl chloride	000075-01-4	0.6 U	10.0 U	5 U	10 U	5 U	5 U	5 U	5 U	5 U	2 ST
Methylene chloride	000075-09-2	0.4 U	10.0 U	5 U	10 U	5 U	5 U	5 U	5 U	5 U	5 ST
Carbon disulfide	000075-15-0	0.4 U	10.0 U	5 U	10 U	5 U	5 U	5 U	5 U	5 U	60 GV
Bromoform	000075-25-2	0.6 U	10.0 U	5 U	10 U	5 U	5 U	5 U	5 U	5 U	50 GV
Bromochloromethane	000074-97-5	NA	NA	5 U	10 U	5 U	5 U	5 U	5 U	5 U	5 ST
1,1-Dichloroethane	000075-34-3	0.4 U	10.0 U	5 U	10 U	5 U	5 U	5 U	5 U	5 U	5 ST
1,1-Dichloroethene	000075-35-4	0.6 U	10.0 U	5 U	10 U	5 U	5 U	5 U	5 U	5 U	5 ST
Trichlorofluoromethane	000075-69-4	NA	NA	5 U	10 U	5 U	5 U	5 U	5 U	5 U	5 ST
1,2-Dichloropropane	000078-87-5	0.4 U	10.0 U	5 U	10 U	5 U	5 U	5 U	5 U	5 U	1 ST
2-Butanone	000078-93-3	0.2 U	10.0 U	5 U	10 U	5 U	5 U	5 U	5 U	5 U	50 GV
1,1,2-Trichloroethane	000079-00-5	0.2 U	10.0 U	5 U	10 U	5 U	5 U	5 U	5 U	5 U	5 ST
Trichloroethene	000079-01-6	0.4 U	10.0 U	5 U	10 U	5 U	5 U	5 U	5 U	5 U	5 ST
1,1,2,2-Tetrachloroethane	000079-34-5	0.2 U	10.0 U	5 U	10 U	5 U	5 U	5 U	5 U	5 U	5 ST
1,2-Dichlorobenzene	000095-50-1	NA	NA	5 U	10 U	5 U	5 U	5 U	5 U	5 U	3 ST
1,2-Dibromo-3-chloropropane	000096-12-8	NA	NA	5 U	10 U	5 U	5 U	5 U	5 U	5 U	0.04 ST
1,2,3-Trichloropropane	000096-18-4	NA	NA	5 U	10 U	5 U	5 U	5 U	5 U	5 U	0.04 ST
1,1-Dichloropropene	000563-58-6	NA	NA	NA	10 U	NA	NA	NA	NA	NA	5 ST
TOTAL VOCs		0	0	6	2.6	3	0	1	0	0	

QUALIFIERS

- B: Compound was found in the method blank as well as the sample
- U: Compound was analyzed for but not detected at the detection limit shown.
- J: Compound was found at a concentration below the detection limit, value estimated
- E: Concentration exceeds instrument calibration range; value estimated.
- D: Result taken from analysis at a secondary dilution
- U*: Result qualified as non-detect based on validation criteria

NOTES

- GV: Guidance Value
- NS: Not Sampled
- ST: Standard
- NA: Not Analyzed
- : Parameter exceeds Standard/Guidance Value

SONIA ROAD LANDFILL
POST CLOSURE GROUNDWATER MONITORING PROGRAM
HISTORIC AND CURRENT SAMPLE RESULTS
VOLATILE ORGANIC COMPOUNDS

Sample ID		MW-07S	MW-07S	MW-07S	MW-07S						NYSDEC Class GA GROUNDWATER STANDARD/GUIDANCE VALUE
Date of Collection		10/27/1997	1/28/1998	12/5/2000	1/31/2001						
Volatile Organic Compounds	CAS #	(ug/l)	(ug/l)	(ug/l)	(ug/l)						
Ethylbenzene	000100-41-4	0.4 U	10.0 U	5 U	10 U						5 ST
Styrene	000100-42-5	0.4 U	10.0 U	5 U	10 U						5 ST
cis-1,3-Dichloropropene	010061-01-5	0.2 U	10.0 U	5 U	10 U						0.4 ST
trans-1,3-Dichloropropene	010061-02-6	0.2 U	10.0 U	5 U	10 U						0.4 ST
1,4-Dichlorobenzene	000106-46-7	NA	NA	5 U	10 U						3 ST
1,2-Dibromoethane	000106-93-4	NA	NA	5 U	10 U						5 ST
1,2-Dichloroethane	000107-06-2	0.2 U	10.0 U	5 U	10 U						0.6 ST
Acrylonitrile	000107-13-1	NA	NA	5 U	50 U						5 ST
Vinyl Acetate	000108-05-4	NA	NA	5 U	10 U						-
4-Methyl-2-pentanone	000108-10-1	0.2 U	10.0 U	5 U	10 U						-
Toluene	000108-88-3	0.4 U	10.0 U	5 U	10 U						5 ST
Chlorobenzene	000108-90-7	0.4 U	10.0 U	5 U	10 U						5 ST
trans-1,4-Dichloro-2-butene	000110-57-6	NA	NA	5 U	10 U						5 ST
Dibromochloromethane	000124-48-1	0.2 U	10.0 U	5 U	10 U						50 GV
Tetrachloroethene	000127-18-4	0.4 U	10.0 U	5 U	10 U						5 ST
Xylene (total)	001330-20-7	0.6 U	10.0 U	5 U	10 U						5 ST
1,2-Dichloroethene (total)	000540-59-0	0.4 U	10.0 U	NA	10 U						5 ST
cis-1,2-Dichloroethene	000156-59-2	NA	NA	5 U	10 U						5 ST
trans-1,2-Dichloroethene	000156-60-5	NA	NA	5 U	10 U						5 ST
Carbon tetrachloride	000056-23-5	0.4 U	10.0 U	5 U	10 U						5 ST
2-Hexanone	000591-78-6	0.2 U	10.0 U	5 U	10 U						50 GV
1,1,1,2-Tetrachloroethane	000630-20-6	NA	NA	5 U	10 U						5 ST
Acetone	000067-64-1	0.4 U	10.0 U	5 U	10 U						50 GV
Chloroform	000067-66-3	0.2 U	10.0 U	5 U	10 U						7 ST
Benzene	000071-43-2	0.4 U	10.0 U	5 U	10 U						1 ST
1,1,1-Trichloroethane	000071-55-6	0.6 U	10.0 U	5 U	10 U						5 ST
Bromomethane	000074-83-9	0.4 U	10.0 U	5 U	10 U						5 ST
Chloromethane	000074-87-3	0.6 U	10.0 U	5 U	10 U						5 ST
Iodomethane	000074-88-4	NA	NA	5 U	10 U						5 ST
Dibromomethane	000074-95-3	NA	NA	5 U	10 U						5 ST
Bromodichloromethane	000075-27-4	0.2 U	10.0 U	5 U	10 U						50 GV
Chloroethane	000075-00-3	0.4 U	10.0 U	5 U	10 U						5 ST
Vinyl chloride	000075-01-4	0.6 U	10.0 U	5 U	10 U						2 ST
Methylene chloride	000075-09-2	0.4 U	10.0 U	5 U	10 U						5 ST
Carbon disulfide	000075-15-0	0.4 U	10.0 U	5 U	10 U						60 GV
Bromoform	000075-25-2	0.6 U	10.0 U	5 U	10 U						50 GV
Bromochloromethane	000074-97-5	NA	NA	5 U	10 U						5 ST
1,1-Dichloroethane	000075-34-3	0.4 U	10.0 U	5 U	10 U						5 ST
1,1-Dichloroethene	000075-35-4	0.6 U	10.0 U	5 U	10 U						5 ST
Trichlorofluoromethane	000075-69-4	NA	NA	5 U	10 U						5 ST
1,2-Dichloropropane	000078-87-5	0.4 U	10.0 U	5 U	10 U						1 ST
2-Butanone	000078-93-3	0.2 U	10.0 U	5 U	10 U						50 GV
1,1,2-Trichloroethane	000079-00-5	0.2 U	10.0 U	5 U	10 U						5 ST
Trichloroethene	000079-01-6	0.4 U	10.0 U	5 U	10 U						5 ST
1,1,2,2-Tetrachloroethane	000079-34-5	0.2 U	10.0 U	5 U	10 U						5 ST
1,2-Dichlorobenzene	000095-50-1	NA	NA	5 U	10 U						3 ST
1,2-Dibromo-3-chloropropane	000096-12-8	NA	NA	5 U	10 U						0.04 ST
1,2,3-Trichloropropane	000096-18-4	NA	NA	5 U	10 U						0.04 ST
1,1-Dichloropropene	000563-58-6	NA	NA	NA	10 U						5 ST
TOTAL VOCs		0	0	0	0						

QUALIFIERS

B: Compound was found in the method blank as well as the sample
 U: Compound was analyzed for but not detected at the detection limit shown.
 J: Compound was found at a concentration below the detection limit, value estimated
 E: Concentration exceeds instrument calibration range, value estimated.
 D: Result taken from analysis at a secondary dilution.

NOTES

GV: Guidance Value NS: Not Sampled
 ST: Standard
 NA: Not Analyzed
 : Parameter exceeds Standard/Guidance Value

APPENDIX A-3

SONIA ROAD LANDFILL
POST CLOSURE GROUNDWATER MONITORING PROGRAM
HISTORIC AND CURRENT SAMPLE RESULTS
VOLATILE ORGANIC COMPOUNDS

Sample ID		MW-10D	MW-10D	MW-10D	MW-10D							NYSDEC Class GA GROUNDWATER STANDARD/GUIDANCE VALUE
Date of Collection		10/30/1997	2/2/1998	12/1/2000	2/5/2001							
Volatile Organic Compounds	CAS #	(ug/l)	(ug/l)	(ug/l)	(ug/l)							
Ethylbenzene	000100-41-4	1.4 U	10 U	5 U	10 U							5 ST
Styrene	000100-42-5	1.4 U	10 U	5 U	10 U							5 ST
cis-1,3-Dichloropropene	010061-01-5	1.4 U	10 U	5 U	10 U							0.4 ST
trans-1,3-Dichloropropene	010061-02-6	1.8 U	10 U	5 U	10 U							0.4 ST
1,4-Dichlorobenzene	000106-46-7	NA	NA	5 U	10 U							3 ST
1,2-Dibromoethane	000106-93-4	NA	NA	5 U	10 U							5 ST
1,2-Dichloroethane	000107-06-2	1.4 U	10 U	5 U	10 U							0.6 ST
Acrylonitrile	000107-13-1	NA	NA	5 U	50 U							5 ST
Vinyl Acetate	000108-05-4	NA	NA	5 U	10 U							-
4-Methyl-2-pentanone	000108-10-1	1.4 U	6.5 J	5 U	10 U							-
Toluene	000108-88-3	1.2 U	10 U	5 U	10 U							5 ST
Chlorobenzene	000108-90-7	1.4 U	10 U	5 U	10 U							5 ST
trans-1,4-Dichloro-2-butene	000110-57-6	NA	NA	5 U	10 U							5 ST
Dibromochloromethane	000124-48-1	2.2 U	10 U	5 U	10 U							50 GV
Tetrachloroethene	000127-18-4	1.4 U	10 U	5 U	10 U							5 ST
Xylene (total)	001330-20-7	1.6 U	10 U	5 U	10 U							5 ST
1,2-Dichloroethene (total)	000540-59-0	2.6 U	10 U	NA	10 U							5 ST
cis-1,2-Dichloroethene	000156-59-2	NA	NA	5 U	10 U							5 ST
trans-1,2-Dichloroethene	000156-60-5	NA	NA	5 U	10 U							5 ST
Carbon tetrachloride	000056-23-5	1.8 U	10 U	5 U	10 U							5 ST
2-Hexanone	000591-78-6	1.4 U	7.0 J	5 U	10 U							50 GV
1,1,1,2-Tetrachloroethane	000630-20-6	NA	NA	5 U	10 U							5 ST
Acetone	000067-64-1	3.4 U	9.6 J	5 U	10 U							50 GV
Chloroform	000067-66-3	1.4 U	10 U	5 U	10 U							7 ST
Benzene	000071-43-2	1.4 U	10 U	5 U	10 U							1 ST
1,1,1-Trichloroethane	000071-55-6	3 J	10 U	5 U	1.2 J							5 ST
Bromomethane	000074-83-9	1.4 U	10 U	5 U	10 U							5 ST
Chloromethane	000074-87-3	1.4 U	10 U	5 U	10 U							5 ST
Iodomethane	000074-88-4	NA	NA	5 U	10 U							5 ST
Dibromomethane	000074-95-3	NA	NA	5 U	10 U							5 ST
Bromodichloromethane	000075-27-4	1.8 U	10 U	5 U	10 U							50 GV
Chloroethane	000075-00-3	1.4 U	10 U	5 U	10 U							5 ST
Vinyl chloride	000075-01-4	1.4 U	10 U	5 U	10 U							2 ST
Methylene chloride	000075-09-2	1.4 U	10 U	5 U	10 U							5 ST
Carbon disulfide	000075-15-0	1.2 U	10 U	5 U	10 U							60 GV
Bromoform	000075-25-2	1.8 U	10 U	5 U	10 U							50 GV
Bromochloromethane	000074-97-5	NA	NA	5 U	10 U							5 ST
1,1-Dichloroethane	000075-34-3	8 J	3.4 J	1 J	1.7 J							5 ST
1,1-Dichloroethene	000075-35-4	1.4 U	10 U	5 U	10 U							5 ST
Trichlorofluoromethane	000075-69-4	NA	NA	5 U	10 U							5 ST
1,2-Dichloropropane	000078-87-5	1.4 U	10 U	5 U	10 U							1 ST
2-Butanone	000078-93-3	2.2 U	7.8 J	5 U	10 U							50 GV
1,1,2-Trichloroethane	000079-00-5	2 U	10 U	5 U	10 U							5 ST
Trichloroethene	000079-01-6	1.4 U	2.1 J	5 U	10 U							5 ST
1,1,2,2-Tetrachloroethane	000079-34-5	2.2	3.4 J	5 U	10 U							5 ST
1,2-Dichlorobenzene	000095-50-1	NA	NA	5 U	10 U							3 ST
1,2-Dibromo-3-chloropropane	000096-12-8	NA	NA	5 U	10 U							0.04 ST
1,2,3-Trichloropropane	000096-18-4	NA	NA	5 U	10 U							0.04 ST
1,1-Dichloropropene	000563-58-6	NA	NA	NA	10 U							5 ST
TOTAL VOCs		11	39.8	1	2.9							

QUALIFIERS

- B: Compound was found in the method blank as well as the sample
- U: Compound was analyzed for but not detected at the detection limit shown.
- J: Compound was found at a concentration below the detection limit, value estimated
- E: Concentration exceeds instrument calibration range; value estimated.
- D: Result taken from analysis at a secondary dilution.

NOTES

- GV: Guidance Value
- ST: Standard
- NA: Not Analyzed
- NS: Not Sampled
- : Parameter exceeds Standard/Guidance Value

SONIA ROAD LANDFILL
POST CLOSURE GROUNDWATER MONITORING PROGRAM
HISTORIC AND CURRENT SAMPLE RESULTS
VOLATILE ORGANIC COMPOUNDS

Sample ID		MW-101	MW-101	MW-101	MW-101							NYSDEC Class GA GROUNDWATER STANDARD/GUIDANCE VALUE
Date of Collection	CAS #	10/30/1997	2/2/1998	12/1/2000	2/5/2001							
Volatile Organic Compounds	CAS #	(ug/l)	(ug/l)	(ug/l)	(ug/l)							
Ethylbenzene	000100-41-4	1.40 U	10.0 U	5 U	10 U							5 ST
Styrene	000100-42-5	1.40 U	10.0 U	5 U	10 U							5 ST
cis-1,3-Dichloropropene	010061-01-5	1.40 U	10.0 U	5 U	10 U							0.4 ST
trans-1,3-Dichloropropene	010061-02-6	1.80 U	10.0 U	5 U	10 U							0.4 ST
1,4-Dichlorobenzene	000106-46-7	NA	NA	5 U	10 U							3 ST
1,2-Dibromoethane	000106-93-4	NA	NA	5 U	10 U							5 ST
1,2-Dichloroethane	000107-06-2	1.40 U	10.0 U	5 U	10 U							0.6 ST
Acrylonitrile	000107-13-1	NA	NA	5 U	50 U							5 ST
Vinyl Acetate	000108-05-4	NA	NA	5 U	10 U							-
4-Methyl-2-pentanone	000108-10-1	1.40 U	10.0 U	5 U	10 U							-
Toluene	000108-88-3	1.20 U	10.0 U	5 U	10 U							5 ST
Chlorobenzene	000108-90-7	1.40 U	10.0 U	5 U	10 U							5 ST
trans-1,4-Dichloro-2-butene	000110-57-6	NA	NA	5 U	10 U							5 ST
Dibromochloromethane	000124-48-1	2.20 U	10.0 U	5 U	10 U							50 GV
Tetrachloroethene	000127-18-4	1.40 U	10.0 U	5 U	10 U							5 ST
Xylene (total)	001330-20-7	1.60 U	10.0 U	5 U	10 U							5 ST
1,2-Dichloroethene (total)	000540-59-0	2.60 U	10.0 U	NA	10 U							5 ST
cis-1,2-Dichloroethene	000156-59-2	NA	NA	5 U	10 U							5 ST
trans-1,2-Dichloroethene	000156-60-5	NA	NA	5 U	10 U							5 ST
Carbon tetrachloride	000056-23-5	1.80 U	10.0 U	5 U	10 U							5 ST
2-Hexanone	000591-78-6	1.40 U	10.0 U	5 U	10 U							50 GV
1,1,1,2-Tetrachloroethane	000630-20-6	NA	NA	5 U	10 U							5 ST
Acetone	000067-64-1	3.40 U	10.0 U	5 U	10 U							50 GV
Chloroform	000067-66-3	1.40 U	10.0 U	5 U	10 U							7 ST
Benzene	000071-43-2	1.40 U	10.0 U	5 U	10 U							1 ST
1,1,1-Trichloroethane	000071-55-6	1.80 U	10.0 U	1 J	10 U							5 ST
Bromomethane	000074-83-9	1.40 U	10.0 U	5 U	10 U							5 ST
Chloromethane	000074-87-3	1.40 U	10.0 U	5 U	10 U							5 ST
Iodomethane	000074-88-4	NA	NA	5 U	10 U							5 ST
Dibromomethane	000074-95-3	NA	NA	5 U	10 U							5 ST
Bromodichloromethane	000075-27-4	1.80 U	10.0 U	5 U	10 U							50 GV
Chloroethane	000075-00-3	1.40 U	10.0 U	5 U	10 U							5 ST
Vinyl chloride	000075-01-4	1.40 U	10.0 U	5 U	10 U							2 ST
Methylene chloride	000075-09-2	1.40 U	4.8 J	5 U	10 U							5 ST
Carbon disulfide	000075-15-0	1.20 U	10.0 U	5 U	10 U							60 GV
Bromoform	000075-25-2	1.80 U	10.0 U	5 U	10 U							50 GV
Bromochloromethane	000074-97-5	NA	NA	5 U	10 U							5 ST
1,1-Dichloroethane	000075-34-3	11	2.8 J	1 J	1.0 J							5 ST
1,1-Dichloroethene	000075-35-4	1.40 U	10.0 U	5 U	10 U							5 ST
Trichlorofluoromethane	000075-69-4	NA	NA	5 U	10 U							5 ST
1,2-Dichloropropane	000078-87-5	1.40 U	10.0 U	5 U	10 U							1 ST
2-Butanone	000078-93-3	2.20 U	10.0 U	5 U	10 U							50 GV
1,1,2-Trichloroethane	000079-00-5	2.00 U	10.0 U	5 U	10 U							5 ST
Trichloroethene	000079-01-6	1.40 U	10.0 U	5 U	10 U							5 ST
1,1,2,2-Tetrachloroethane	000079-34-5	2.20 U	10.0 U	5 U	10 U							5 ST
1,2-Dichlorobenzene	000095-50-1	NA	NA	5 U	10 U							3 ST
1,2-Dibromo-3-chloropropane	000096-12-8	NA	NA	5 U	10 U							0.04 ST
1,2,3-Trichloropropane	000096-18-4	NA	NA	5 U	10 U							0.04 ST
1,1-Dichloropropene	000563-58-6	NA	NA	NA	10 U							5 ST
TOTAL VOCs		11	7.6	2	1							

QUALIFIERS

B: Compound was found in the method blank as well as the sample
 U: Compound was analyzed for but not detected at the detection limit shown.
 J: Compound was found at a concentration below the detection limit, value estimated
 E: Concentration exceeds instrument calibration range, value estimated.
 D: Result taken from analysis at a secondary dilution.

NOTES

GV: Guidance Value NS: Not Sampled
 ST: Standard
 NA: Not Analyzed
 : Parameter exceeds Standard/Guidance Value

APPENDIX A-3

SONIA ROAD LANDFILL
POST CLOSURE GROUNDWATER MONITORING PROGRAM
HISTORIC AND CURRENT SAMPLE RESULTS
VOLATILE ORGANIC COMPOUNDS

Sample ID		MW-10S	MW-10S	MW-10S	MW-10S						NYSDEC Class GA GROUNDWATER STANDARD/GUIDANCE VALUE
Date of Collection		10/30/1997	2/2/1998	12/1/2000	2/5/2001						
Volatile Organic Compounds	CAS #	(ug/l)	(ug/l)	(ug/l)	(ug/l)						
Ethylbenzene	000100-41-4	1.40 U	10.0 U	5 U	10 U						5 ST
Styrene	000100-42-5	1.40 U	10.0 U	5 U	10 U						5 ST
cis-1,3-Dichloropropene	010061-01-5	1.40 U	10.0 U	5 U	10 U						0.4 ST
trans-1,3-Dichloropropene	010061-02-6	1.80 U	10.0 U	5 U	10 U						0.4 ST
1,4-Dichlorobenzene	000106-46-7	NA	NA	5 U	10 U						3 ST
1,2-Dibromoethane	000106-93-4	NA	NA	5 U	10 U						5 ST
1,2-Dichloroethane	000107-06-2	1.40 U	10.0 U	5 U	10 U						0.6 ST
Acrylonitrile	000107-13-1	NA	NA	5 U	50 U						5 ST
Vinyl Acetate	000108-05-4	NA	NA	5 U	10 U						-
4-Methyl-2-pentanone	000108-10-1	1.40 U	10.0 U	5 U	10 U						-
Toluene	000108-88-3	1.20 U	10.0 U	5 U	10 U						5 ST
Chlorobenzene	000108-90-7	1.40 U	10.0 U	5 U	10 U						5 ST
trans-1,4-Dichloro-2-butene	000110-57-6	NA	NA	5 U	10 U						5 ST
Dibromochloromethane	000124-48-1	2.20 U	10.0 U	5 U	10 U						50 GV
Tetrachloroethene	000127-18-4	1.40 U	10.0 U	5 U	10 U						5 ST
Xylene (total)	001330-20-7	1.60 U	10.0 U	5 U	10 U						5 ST
1,2-Dichloroethene (total)	000540-59-0	2.60 U	10.0 U	NA	10 U						5 ST
cis-1,2-Dichloroethene	000156-59-2	NA	NA	5 U	10 U						5 ST
trans-1,2-Dichloroethene	000156-60-5	NA	NA	5 U	10 U						5 ST
Carbon tetrachloride	000056-23-5	1.80 U	10.0 U	5 U	10 U						5 ST
2-Hexanone	000591-78-6	1.40 U	10.0 U	5 U	10 U						50 GV
1,1,1,2-Tetrachloroethane	000630-20-6	NA	NA	5 U	10 U						5 ST
Acetone	000067-64-1	3.40 U	4.4 J	5 U	10 U						50 GV
Chloroform	000067-66-3	1.40 U	10.0 U	5 U	10 U						7 ST
Benzene	000071-43-2	1.40 U	10.0 U	5 U	10 U						1 ST
1,1,1-Trichloroethane	000071-55-6	1.80 U	10.0 U	5 U	10 U						5 ST
Bromomethane	000074-83-9	1.40 U	10.0 U	5 U	10 U						5 ST
Chloromethane	000074-87-3	1.40 U	10.0 U	5 U	10 U						5 ST
Iodomethane	000074-88-4	NA	NA	5 U	10 U						5 ST
Dibromomethane	000074-95-3	NA	NA	5 U	10 U						5 ST
Bromodichloromethane	000075-27-4	1.80 U	10.0 U	5 U	10 U						50 GV
Chloroethane	000075-00-3	2 J	10.0 U	5 U	10 U						5 ST
Vinyl chloride	000075-01-4	1.40 U	10.0 U	5 U	10 U						2 ST
Methylene chloride	000075-09-2	1.40 U	2.1 J	5 U	10 U						5 ST
Carbon disulfide	000075-15-0	1.20 U	10.0 U	5 U	10 U						60 GV
Bromoform	000075-25-2	1.80 U	10.0 U	5 U	10 U						50 GV
Bromochloromethane	000074-97-5	NA	NA	5 U	10 U						5 ST
1,1-Dichloroethane	000075-34-3	24	4.0 J	6	4.2 J						5 ST
1,1-Dichloroethene	000075-35-4	1.40 U	10.0 U	5 U	10 U						5 ST
Trichlorofluoromethane	000075-69-4	NA	NA	5 U	10 U						5 ST
1,2-Dichloropropane	000078-87-5	1.40 U	10.0 U	5 U	10 U						1 ST
2-Butanone	000078-93-3	2.20 U	10.0 U	5 U	10 U						50 GV
1,1,2-Trichloroethane	000079-00-5	2.00 U	10.0 U	5 U	10 U						5 ST
Trichloroethene	000079-01-6	1.40 U	10.0 U	5 U	10 U						5 ST
1,1,2,2-Tetrachloroethane	000079-34-5	2.20 U	10.0 U	5 U	10 U						5 ST
1,2-Dichlorobenzene	000095-50-1	NA	NA	5 U	10 U						3 ST
1,2-Dibromo-3-chloropropane	000096-12-8	NA	NA	5 U	10 U						0.04 ST
1,2,3-Trichloropropane	000096-18-4	NA	NA	5 U	10 U						0.04 ST
1,1-Dichloropropene	000563-58-6	NA	NA	NA	10 U						5 ST
TOTAL VOCs		26	10.5	6	4.2						

QUALIFIERS

B: Compound was found in the method blank as well as the sample
 U: Compound was analyzed for but not detected at the detection limit shown.
 J: Compound was found at a concentration below the detection limit, value estimated
 E: Concentration exceeds instrument calibration range, value estimated.
 D: Result taken from analysis at a secondary dilution.

NOTES

GV: Guidance Value NS: Not Sampled
 ST: Standard
 NA: Not Analyzed
 : Parameter exceeds Standard/Guidance Value

SONIA ROAD LANDFILL
POST CLOSURE GROUNDWATER MONITORING PROGRAM
HISTORIC AND CURRENT SAMPLE RESULTS
VOLATILE ORGANIC COMPOUNDS

Sample ID		MW-11D	MW-11D	MW-11D	MW-11D	MW-11D	MW-11D	MW-11D	MW-11D	MW-11D	NYSDEC Class GA
Date of Collection		10/31/1997	1/28/1998	12/13/2000	2/7/2001	11/21/2002	8/21/2003	5/21/2004	02/24/05	11/29/06	GROUNDWATER
Volatile Organic Compounds	CAS #	(ug/l)	(ug/l)	(ug/l)	(ug/l)	(ug/l)	(ug/l)	(ug/l)	(ug/l)	(ug/l)	STANDARD/GUIDANCE VALUE
Ethylbenzene	000100-41-4	1.40 U	10.0 U	5 U	10 U	5 U	5 U	5 U	5 U	5 U	5 ST
Styrene	000100-42-5	1.40 U	10.0 U	5 U	10 U	5 U	5 U	5 U	5 U	5 U	5 ST
cis-1,3-Dichloropropene	010061-01-5	1.40 U	10.0 U	5 U	10 U	5 U	5 U	5 U	5 U	5 U	0.4 ST
trans-1,3-Dichloropropene	010061-02-6	1.80 U	10.0 U	5 U	10 U	5 U	5 U	5 U	5 U	5 U	0.4 ST
1,4-Dichlorobenzene	000106-46-7	NA	NA	5 U	10 U	5 U	5 U	5 U	5 U	5 U	3 ST
1,2-Dibromoethane	000106-93-4	NA	NA	5 U	10 U	5 U	5 U	5 U	5 U	5 U	5 ST
1,2-Dichloroethane	000107-06-2	1.40 U	10.0 U	5 U	10 U	5 U	5 U	5 U	5 U	5 U	0.6 ST
Acrylonitrile	000107-13-1	NA	NA	5 U	50 U	5 U	5 U	5 U	5 U	5 U	5 ST
Vinyl Acetate	000108-05-4	NA	NA	5 U	10 U	5 U	5 U	5 U	5 U	5 U	-
4-Methyl-2-pentanone	000108-10-1	1.40 U	10.0 U	5 U	10 U	5 U	5 U	5 U	5 U	5 U	-
Toluene	000108-88-3	1.20 U	10.0 U	5 U	10 U	5 U	5 U	5 U	5 U	5 U	5 ST
Chlorobenzene	000108-90-7	1.40 U	10.0 U	5 U	10 U	5 U	5 U	5 U*	5 U	5 U	5 ST
trans-1,4-Dichloro-2-butene	000110-57-6	NA	NA	5 U	10 U	5 U	5 U	5 U	5 U	5 U	5 ST
Dibromochloromethane	000124-48-1	2.20 U	10.0 U	5 U	10 U	5 U	5 U	5 U	5 U	5 U	50 GV
Tetrachloroethene	000127-18-4	1.40 U	10.0 U	5 U	10 U	5 U	5 U	5 U	5 U	5 U	5 ST
Xylene (total)	001330-20-7	1.60 U	10.0 U	5 U	10 U	5 U	5 U	5 U	5 U	5 U	5 ST
1,2-Dichloroethene (total)	000540-59-0	2.60 U	10.0 U	NA	10 U	NA	NA	NA	NA	NA	5 ST
cis-1,2-Dichloroethene	000156-59-2	NA	NA	5 U	10 U	5 U	5 U	5 U	5 U	5 U	5 ST
trans-1,2-Dichloroethene	000156-60-5	NA	NA	5 U	10 U	5 U	5 U	5 U	5 U	5 U	5 ST
Carbon tetrachloride	000056-23-5	1.80 U	10.0 U	5 U	10 U	5 U	5 U	5 U	5 U	5 U	5 ST
2-Hexanone	000591-78-6	1.40 U	10.0 U	5 U	10 U	5 U	5 U	5 U	5 U	5 U	50 GV
1,1,1,2-Tetrachloroethane	000630-20-6	NA	NA	5 U	10 U	5 U	5 U	5 U	5 U	5 U	5 ST
Acetone	000067-64-1	2 J	10.0 U	5 U	10 U	5 U	5 U	5 U	5 U	5 U	50 GV
Chloroform	000067-66-3	1.40 U	10.0 U	5 U	10 U	5 U	5 U	5 U	5 U	5 U	7 ST
Benzene	000071-43-2	1.40 U	10.0 U	5 U	10 U	5 U	5 U	5 U	5 U	5 U	1 ST
1,1,1-Trichloroethane	000071-55-6	1.80 U	10.0 U	5 U	10 U	5 U	5 U	5 U	5 U	2 J	5 ST
Bromomethane	000074-83-9	1.40 U	10.0 U	5 U	10 U	5 U	5 U	5 U	5 U	5 U	5 ST
Chloromethane	000074-87-3	1.40 U	10.0 U	5 U	10 U	5 U	5 U	5 U	5 U	5 U	5 ST
Iodomethane	000074-88-4	NA	NA	5 U	10 U	5 U	5 U	5 U	5 U	5 U	5 ST
Dibromomethane	000074-95-3	NA	NA	5 U	10 U	5 U	5 U	5 U	5 U	5 U	5 ST
Bromodichloromethane	000075-27-4	1.80 U	10.0 U	5 U	10 U	5 U	5 U	5 U	5 U	5 U	50 GV
Chloroethane	000075-00-3	1.40 U	10.0 U	5 U	10 U	5 U	5 U	5 U	5 U	5 U	5 ST
Vinyl chloride	000075-01-4	1.40 U	10.0 U	5 U	10 U	5 U	5 U	5 U	5 U	5 U	2 ST
Methylene chloride	000075-09-2	1.40 U	10.0 U	5 U	10 U	5 U	5 U	5 U	5 U	5 U	5 ST
Carbon disulfide	000075-15-0	1.20 U	10.0 U	5 U	10 U	5 U	5 U	5 U	5 U	5 U	60 GV
Bromoform	000075-25-2	1.80 U	10.0 U	5 U	10 U	5 U	5 U	5 U	5 U	5 U	50 GV
Bromochloromethane	000074-97-5	NA	NA	5 U	10 U	5 U	5 U	5 U	5 U	5 U	5 ST
1,1-Dichloroethane	000075-34-3	1.20 U	10.0 U	5 U	10 U	1 J	5 U	5 U	5 U	2 J	5 ST
1,1-Dichloroethene	000075-35-4	1.40 U	10.0 U	5 U	10 U	5 U	5 U	5 U	5 U	5 U	5 ST
Trichlorofluoromethane	000075-69-4	NA	NA	5 U	10 U	5 U	5 U	5 U	5 U	5 U	5 ST
1,2-Dichloropropane	000078-87-5	1.40 U	10.0 U	5 U	10 U	5 U	5 U	5 U	5 U	5 U	1 ST
2-Butanone	000078-93-3	2.20 U	10.0 U	5 U	10 U	5 U	5 U	5 U	5 U	5 U	50 GV
1,1,2-Trichloroethane	000079-00-5	2.00 U	10.0 U	5 U	10 U	5 U	5 U	5 U	5 U	5 U	5 ST
Trichloroethene	000079-01-6	1.40 U	10.0 U	5 U	10 U	5 U	5 U	5 U	5 U	5 U	5 ST
1,1,2,2-Tetrachloroethane	000079-34-5	2.20 U	10.0 U	5 U	10 U	5 U	5 U	5 U	5 U	5 U	5 ST
1,2-Dichlorobenzene	000095-50-1	NA	NA	5 U	10 U	5 U	5 U	5 U	5 U	5 U	3 ST
1,2-Dibromo-3-chloropropane	000096-12-8	NA	NA	5 U	10 U	5 U	5 U	5 U	5 U	5 U	0.04 ST
1,2,3-Trichloropropane	000096-18-4	NA	NA	5 U	10 U	5 U	5 U	5 U	5 U	5 U	0.04 ST
1,1-Dichloropropene	000563-58-6	NA	NA	NA	10 U	NA	NA	NA	NA	NA	5 ST
TOTAL VOCs		2	0	0	0	1	0	0	0	4	

QUALIFIERS

B: Compound was found in the method blank as well as the sample
 U: Compound was analyzed for but not detected at the detection limit shown.
 J: Compound was found at a concentration below the detection limit, value estimated
 E: Concentration exceeds instrument calibration range; value estimated.
 D: Result taken from analysis at a secondary dilution.
 U*: Result qualified as non-detect based on validation criteria

NOTES

GV: Guidance Value NS: Not Sampled
 ST: Standard
 NA: Not Analyzed
 : Parameter exceeds Standard/Guidance Value

APPENDIX A-3

SONIA ROAD LANDFILL
POST CLOSURE GROUNDWATER MONITORING PROGRAM
HISTORIC AND CURRENT SAMPLE RESULTS
VOLATILE ORGANIC COMPOUNDS

Sample ID		MW-111	MW-111	MW-111	MW-111	MW-111	MW-111	MW-111	MW-111	MW-111	NYSDEC Class GA GROUNDWATER
Date of Collection		10/31/1997	1/28/1998	12/13/2000	2/7/2001	11/21/2002	8/21/2003	5/21/2004	02/24/05	11/29/06	STANDARD/GUIDANCE VALUE
Volatiles Organic Compounds	CAS #	(ug/l)	(ug/l)	(ug/l)	(ug/l)	(ug/l)	(ug/l)	(ug/l)	(ug/l)	(ug/l)	
Ethylbenzene	000100-41-4	1.40 U	10.0 U	5 U	10 U	5 U	5 U	5 U	5 U	5 U	5 ST
Styrene	000100-42-5	1.40 U	10.0 U	5 U	10 U	5 U	5 U	5 U	5 U	5 U	5 ST
cis-1,3-Dichloropropene	010061-01-5	1.40 U	10.0 U	5 U	10 U	5 U	5 U	5 U	5 U	5 U	0.4 ST
trans-1,3-Dichloropropene	010061-02-6	1.80 U	10.0 U	5 U	10 U	5 U	5 U	5 U	5 U	5 U	0.4 ST
1,4-Dichlorobenzene	000106-46-7	NA	NA	5 U	10 U	5 U	5 U	5 U	5 U	5 U	3 ST
1,2-Dibromoethane	000106-93-4	NA	NA	5 U	10 U	5 U	5 U	5 U	5 U	5 U	5 ST
1,2-Dichloroethane	000107-06-2	1.40 U	10.0 U	5 U	10 U	5 U	5 U	5 U	5 U	5 U	0.6 ST
Acrylonitrile	000107-13-1	NA	NA	5 U	50 U	5 U	5 U	5 U	5 U	5 U	5 ST
Vinyl Acetate	000108-05-4	NA	NA	5 U	10 U	5 U	5 U	5 U	5 U	5 U	-
4-Methyl-2-pentanone	000108-10-1	1.40 U	10.0 U	5 U	10 U	5 U	5 U	5 U	5 U	5 U	-
Toluene	000108-88-3	1.20 U	10.0 U	5 U	10 U	5 U	5 U	5 U	5 U	5 U	5 ST
Chlorobenzene	000108-90-7	1.40 U	10.0 U	5 U	10 U	5 U	5 U	1 J	5 U	5 U	5 ST
trans-1,4-Dichloro-2-butene	000110-57-6	NA	NA	5 U	10 U	5 U	5 U	5 U	5 U	5 U	5 ST
Dibromochloromethane	000124-48-1	2.20 U	10.0 U	5 U	10 U	5 U	5 U	5 U	5 U	5 U	50 GV
Tetrachloroethene	000127-18-4	1.40 U	10.0 U	5 U	10 U	5 U	5 U	5 U	5 U	5 U	5 ST
Xylene (total)	001330-20-7	1.60 U	10.0 U	5 U	10 U	5 U	5 U	5 U	5 U	5 U	5 ST
1,2-Dichloroethene (total)	000540-59-0	2.60 U	10.0 U	NA	10 U	NA	NA	NA	NA	NA	5 ST
cis-1,2-Dichloroethene	000156-59-2	NA	NA	5 U	10 U	5 U	5 U	5 U	5 U	5 U	5 ST
trans-1,2-Dichloroethene	000156-60-5	NA	NA	5 U	10 U	5 U	5 U	5 U	5 U	5 U	5 ST
Carbon tetrachloride	000058-23-5	1.80 U	10.0 U	5 U	10 U	5 U	5 U	5 U	5 U	5 U	5 ST
2-Hexanone	000591-78-6	1.40 U	10.0 U	5 U	10 U	5 U	5 U	5 U	5 U	5 U	50 GV
1,1,1,2-Tetrachloroethane	000630-20-6	NA	NA	5 U	10 U	5 U	5 U	5 U	5 U	5 U	5 ST
Acetone	000067-64-1	3.40 U	10.0 U	5 U	10 U	5 U	5 U	5 U	5 U	5 U	50 GV
Chloroform	000067-66-3	1.40 U	10.0 U	5 U	10 U	5 U	5 U	5 U	5 U	5 U	7 ST
Benzene	000071-43-2	1.40 U	10.0 U	5 U	10 U	5 U	5 U	5 U	5 U	5 U	1 ST
1,1,1-Trichloroethane	000071-55-6	2 J	10.0 U	10	10	5 U	5 U	5 U	5 U	5 U	5 ST
Bromomethane	000074-83-9	1.40 U	10.0 U	5 U	10 U	5 U	5 U	5 U	5 U	5 U	5 ST
Chloromethane	000074-87-3	1.40 U	10.0 U	5 U	10 U	5 U	5 U	5 U	5 U	5 U	5 ST
Iodomethane	000074-88-4	NA	NA	5 U	10 U	5 U	5 U	5 U	5 U	5 U	5 ST
Dibromomethane	000074-95-3	NA	NA	5 U	10 U	5 U	5 U	5 U	5 U	5 U	5 ST
Bromodichloromethane	000075-27-4	1.80 U	10.0 U	5 U	10 U	5 U	5 U	5 U	5 U	5 U	50 GV
Chloroethane	000075-00-3	1.40 U	10.0 U	5 U	10 U	5 U	5 U	5 U	5 U	5 U	5 ST
Vinyl chloride	000075-01-4	1.40 U	10.0 U	5 U	10 U	5 U	5 U	5 U	5 U	5 U	2 ST
Methylene chloride	000075-09-2	1.40 U	10.0 U	5 U	10 U	5 U	5 U	5 U	5 U	5 U	5 ST
Carbon disulfide	000075-15-0	1.20 U	10.0 U	5 U	10 U	5 U	5 U	5 U	5 U	5 U	60 GV
Bromoform	000075-25-2	1.80 U	10.0 U	5 U	10 U	5 U	5 U	5 U	5 U	5 U	50 GV
Bromochloromethane	000074-97-5	NA	NA	5 U	10 U	5 U	5 U	5 U	5 U	5 U	5 ST
1,1-Dichloroethane	000075-34-3	7 J	3.2 J	52	100	5 U	2 J	11	1 J	5 U	5 ST
1,1-Dichloroethene	000075-35-4	1.40 U	10.0 U	5 U	1.6 J	5 U	5 U	5 U	5 U	5 U	5 ST
Trichlorofluoromethane	000075-69-4	NA	NA	5 U	10 U	5 U	5 U	5 U	5 U	5 U	5 ST
1,2-Dichloropropane	000078-87-5	1.40 U	10.0 U	5 U	10 U	5 U	5 U	5 U	5 U	5 U	1 ST
2-Butanone	000078-93-3	2.20 U	10.0 U	5 U	10 U	5 U	5 U	5 U	5 U	5 U	50 GV
1,1,2-Trichloroethane	000079-00-5	2.00 U	10.0 U	5 U	10 U	5 U	5 U	5 U	5 U	5 U	5 ST
Trichloroethene	000079-01-6	1.40 U	10.0 U	5 U	10 U	5 U	5 U	5 U	5 U	5 U	5 ST
1,1,2,2-Tetrachloroethane	000079-34-5	2.20 U	10.0 U	5 U	10 U	5 U	5 U	5 U	5 U	5 U	5 ST
1,2-Dichlorobenzene	000095-50-1	NA	NA	5 U	10 U	5 U	5 U	5 U	5 U	5 U	3 ST
1,2-Dibromo-3-chloropropane	000096-12-8	NA	NA	5 U	10 U	5 U	5 U	5 U	5 U	5 U	0.04 ST
1,2,3-Trichloropropane	000096-18-4	NA	NA	5 U	10 U	5 U	5 U	5 U	5 U	5 U	0.04 ST
1,1-Dichloropropene	000563-58-6	NA	NA	NA	10 U	NA	NA	NA	NA	NA	5 ST
TOTAL VOCs		9	3.2	62	120.6	0	2	12	1	0	

QUALIFIERS

B: Compound was found in the method blank as well as the sample
U: Compound was analyzed for but not detected at the detection limit shown.
J: Compound was found at a concentration below the detection limit, value estimated
E: Concentration exceeds instrument calibration range; value estimated.
D: Result taken from analysis at a secondary dilution.

NOTES

GV: Guidance Value NS: Not Sampled
ST: Standard
NA: Not Analyzed
: Parameter exceeds Standard/Guidance Value

SONIA ROAD LANDFILL
POST CLOSURE GROUNDWATER MONITORING PROGRAM
HISTORIC AND CURRENT SAMPLE RESULTS
VOLATILE ORGANIC COMPOUNDS

Sample ID		MW-11S	MW-11S	MW-11S	MW-11S	MW-11S	MW-11S	MW-11S	MW-11S	MW-11S	NYSDEC Class GA
Date of Collection		10/31/1997	1/28/1998	12/13/2000	2/7/2001	11/21/2002	8/21/2003	5/21/2004	02/24/05	11/29/06	GROUNDWATER
Volatiles Organic Compounds	CAS #	(ug/l)	(ug/l)	(ug/l)	(ug/l)	(ug/l)	(ug/l)	(ug/l)	(ug/l)	(ug/l)	STANDARD/GUIDANCE VALUE
Ethylbenzene	000100-41-4	1.40 U	10.0 U	5 U	10 U	5 U	5 U	5 U	5 U	5 U	5 ST
Styrene	000100-42-5	1.40 U	10.0 U	5 U	10 U	5 U	5 U	5 U	5 U	5 U	5 ST
cis-1,3-Dichloropropene	010061-01-5	1.40 U	10.0 U	5 U	10 U	5 U	5 U	5 U	5 U	5 U	0.4 ST
trans-1,3-Dichloropropene	010061-02-6	1.80 U	10.0 U	5 U	10 U	5 U	5 U	5 U	5 U	5 U	0.4 ST
1,4-Dichlorobenzene	000106-46-7	NA	NA	5 U	10 U	5 U	5 U	5 U	5 U	5 U	3 ST
1,2-Dibromoethane	000106-93-4	NA	NA	5 U	10 U	5 U	5 U	5 U	5 U	5 U	5 ST
1,2-Dichloroethane	000107-06-2	1.40 U	10.0 U	5 U	10 U	5 U	5 U	5 U	5 U	5 U	0.6 ST
Acrylonitrile	000107-13-1	NA	NA	5 U	50 U	5 U	5 U	5 U	5 U	5 U	5 ST
Vinyl Acetate	000108-05-4	NA	NA	5 U	10 U	5 U	5 U	5 U	5 U	5 U	-
4-Methyl-2-pentanone	000108-10-1	1.40 U	10.0 U	5 U	10 U	5 U	5 U	5 U	5 U	5 U	-
Toluene	000108-88-3	1.20 U	10.0 U	5 U	10 U	5 U	5 U	5 U	5 U	5 U	5 ST
Chlorobenzene	000108-90-7	1.40 U	10.0 U	5 U	10 U	5 U	5 U	5 U	5 U	5 U	5 ST
trans-1,4-Dichloro-2-butene	000110-57-6	NA	NA	5 U	10 U	5 U	5 U	5 U	5 U	5 U	5 ST
Dibromochloromethane	000124-48-1	2.20 U	10.0 U	5 U	10 U	5 U	5 U	5 U	5 U	5 U	50 GV
Tetrachloroethene	000127-18-4	1.40 U	10.0 U	5 U	10 U	5 U	5 U	5 U	5 U	5 U	5 ST
Xylene (total)	001330-20-7	1.60 U	10.0 U	5 U	10 U	5 U	5 U	5 U	5 U	5 U	5 ST
1,2-Dichloroethene (total)	000540-59-0	24	16	NA	10 U	NA	NA	NA	NA	NA	5 ST
cis-1,2-Dichloroethene	000156-59-2	NA	NA	22	5 J	5 U	5 U	10	3 J	5 U	5 ST
trans-1,2-Dichloroethene	000156-60-5	NA	NA	5 U	10 U	5 U	5 U	5 U	5 U	5 U	5 ST
Carbon tetrachloride	000056-23-5	1.80 U	10.0 U	5 U	10 U	5 U	5 U	5 U	5 U	5 U	5 ST
2-Hexanone	000591-78-6	1.40 U	10.0 U	5 U	10 U	5 U	5 U	5 U	5 U	5 U	50 GV
1,1,1,2-Tetrachloroethane	000630-20-6	NA	NA	5 U	10 U	5 U	5 U	5 U	5 U	5 U	5 ST
Acetone	000067-64-1	3.40 U	10.0 U	5 U	10 U	5 U	5 U	5 U	5 U	5 U	50 GV
Chloroform	000067-66-3	1.40 U	10.0 U	5 U	10 U	5 U	5 U	5 U	5 U	5 U	7 ST
Benzene	000071-43-2	1.40 U	10.0 U	5 U	10 U	5 U	5 U	5 U	5 U	5 U	1 ST
1,1,1-Trichloroethane	000071-55-6	1.80 U	10.0 U	5 U	10 U	5 U	5 U	5 U	5 U	5 U	5 ST
Bromomethane	000074-83-9	1.40 U	10.0 U	5 U	10 U	5 U	5 U	5 U	5 U	5 U	5 ST
Chloromethane	000074-87-3	1.40 U	10.0 U	5 U	10 U	5 U	5 U	5 U	5 U	5 U	5 ST
Iodomethane	000074-88-4	NA	NA	5 U	10 U	5 U	5 U	5 U	5 U	5 U	5 ST
Dibromomethane	000074-95-3	NA	NA	5 U	10 U	5 U	5 U	5 U	5 U	5 U	5 ST
Bromodichloromethane	000075-27-4	1.80 U	10.0 U	5 U	10 U	5 U	5 U	5 U	5 U	5 U	50 GV
Chloroethane	000075-00-3	1.40 U	10.0 U	5 U	10 U	5 U	5 U	5 U	5 U	5 U	5 ST
Vinyl chloride	000075-01-4	1.40 U	10.0 U	5 U	10 U	5 U	5 U	5 U	5 U	5 U	2 ST
Methylene chloride	000075-09-2	1.40 U	10.0 U	5 U	10 U	5 U	5 U	5 U	5 U	5 U	5 ST
Carbon disulfide	000075-15-0	1.20 U	10.0 U	5 U	10 U	5 U	5 U	5 U	5 U	5 U	60 GV
Bromoform	000075-25-2	1.80 U	10.0 U	5 U	10 U	5 U	5 U	5 U	5 U	5 U	50 GV
Bromochloromethane	000074-97-5	NA	NA	5 U	10 U	5 U	5 U	5 U	5 U	5 U	5 ST
1,1-Dichloroethane	000075-34-3	3 J	7.2 J	5 U	2.0 J	2 J	2 J	5 U	5 U	5 U	5 ST
1,1-Dichloroethene	000075-35-4	1.40 U	10.0 U	5 U	10 U	5 U	5 U	5 U	5 U	5 U	5 ST
Trichlorofluoromethane	000075-69-4	NA	NA	5 U	10 U	5 U	5 U	5 U	5 U	5 U	5 ST
1,2-Dichloropropane	000078-87-5	1.40 U	10.0 U	5 U	10 U	5 U	5 U	5 U	5 U	5 U	1 ST
2-Butanone	000078-93-3	2.20 U	10.0 U	5 U	10 U	5 U	5 U	5 U	5 U	5 U	50 GV
1,1,2-Trichloroethane	000079-00-5	2.00 U	10.0 U	5 U	10 U	5 U	5 U	5 U	5 U	5 U	5 ST
Trichloroethene	000079-01-6	12	6.5 J	9	2.2 J	5 U	5 U	1 J	5 U	5 U	5 ST
1,1,2,2-Tetrachloroethane	000079-34-5	2.20 U	10.0 U	5 U	10 U	5 U	5 U	5 U	5 U	5 U	5 ST
1,2-Dichlorobenzene	000095-50-1	NA	NA	5 U	10 U	5 U	5 U	5 U	5 U	5 U	3 ST
1,2-Dibromo-3-chloropropane	000096-12-8	NA	NA	5 U	10 U	5 U	5 U	5 U	5 U	5 U	0.04 ST
1,2,3-Trichloropropane	000096-18-4	NA	NA	5 U	10 U	5 U	5 U	5 U	5 U	5 U	0.04 ST
1,1-Dichloropropene	000563-58-6	NA	NA	NA	10 U	NA	NA	NA	NA	NA	5 ST
TOTAL VOCs		39	29.7	31	9.2	2	2	11	3	0	

QUALIFIERS

B: Compound was found in the method blank as well as the sample
 U: Compound was analyzed for but not detected at the detection limit shown
 J: Compound was found at a concentration below the detection limit, value estimated
 E: Concentration exceeds instrument calibration range; value estimated.
 D: Result taken from analysis at a secondary dilution.

NOTES

GV: Guidance Value NS: Not Sampled
 ST: Standard
 NA: Not Analyzed
 : Parameter exceeds Standard/Guidance Value

APPENDIX A-3

SONIA ROAD LANDFILL
POST CLOSURE GROUNDWATER MONITORING PROGRAM
HISTORIC AND CURRENT SAMPLE RESULTS
VOLATILE ORGANIC COMPOUNDS

Sample ID		MW-12D	MW-12D	MW-12D	MW-12D	MW-12D	MW-12D	MW-12D	MW-12D	MW-12D	MW-12D	NYSDEC Class GA
Date of Collection		10/31/1997	1/28/1998	12/8/2000	2/7/2001	11/21/2002	8/21/2003	5/21/2004	02/24/05	11/29/06		GROUNDWATER
Volatile Organic Compounds	CAS #	(ug/l)	(ug/l)	(ug/l)	(ug/l)	(ug/l)	(ug/l)	(ug/l)	(ug/l)	(ug/l)		STANDARD/GUIDANCE VALUE
Ethylbenzene	000100-41-4	1.40 U	10.0 U	5 U	10 U	5 U	5 U	5 U	5 U	5 U		5 ST
Styrene	000100-42-5	1.40 U	10.0 U	5 U	10 U	5 U	5 U	5 U	5 U	5 U		5 ST
cis-1,3-Dichloropropene	010061-01-5	1.40 U	10.0 U	5 U	10 U	5 U	5 U	5 U	5 U	5 U		0.4 ST
trans-1,3-Dichloropropene	010061-02-6	1.80 U	10.0 U	5 U	10 U	5 U	5 U	5 U	5 U	5 U		0.4 ST
1,4-Dichlorobenzene	000106-46-7	NA	NA	5 U	10 U	5 U	5 U	5 U	5 U	5 U		3 ST
1,2-Dibromoethane	000106-93-4	NA	NA	5 U	10 U	5 U	5 U	5 U	5 U	5 U		5 ST
1,2-Dichloroethane	000107-06-2	1.40 U	10.0 U	5 U	10 U	5 U	5 U	5 U	5 U	5 U		0.6 ST
Acrylonitrile	000107-13-1	NA	NA	5 U	50 U	5 U	5 U	5 U	5 U	5 U		5 ST
Vinyl Acetate	000108-05-4	NA	NA	5 U	10 U	5 U	5 U	5 U	5 U	5 U		-
4-Methyl-2-pentanone	000108-10-1	1.40 U	10.0 U	5 U	10 U	5 U	5 U	5 U	5 U	5 U		-
Toluene	000108-88-3	1.20 U	10.0 U	5 U	10 U	2 J	5 U	5 U	5 U	5 U		5 ST
Chlorobenzene	000108-90-7	1.40 U	10.0 U	5 U	10 U	5 U	5 U	5 U	5 U	5 U		5 ST
trans-1,4-Dichloro-2-butene	000110-57-6	NA	NA	5 U	10 U	5 U	5 U	5 U	5 U	5 U		5 ST
Dibromochloromethane	000124-48-1	2.20 U	10.0 U	5 U	10 U	5 U	5 U	5 U	5 U	5 U		50 GV
Tetrachloroethene	000127-18-4	1.40 U	10.0 U	5 U	10 U	5 U	5 U	5 U	5 U	5 U		5 ST
Xylene (total)	001330-20-7	1.60 U	10.0 U	5 U	10 U	5 U	5 U	5 U	5 U	5 U		5 ST
1,2-Dichloroethene (total)	000540-59-0	2.60 U	10.0 U	NA	10 U	NA	NA	NA	NA	NA		5 ST
cis-1,2-Dichloroethene	000156-59-2	NA	NA	5 U	10 U	5 U	5 U	5 U	5 U	5 U		5 ST
trans-1,2-Dichloroethene	000156-60-5	NA	NA	5 U	10 U	5 U	5 U	5 U	5 U	5 U		5 ST
Carbon tetrachloride	000056-23-5	1.80 U	10.0 U	5 U	10 U	5 U	5 U	5 U	5 U	5 U		5 ST
2-Hexanone	000591-78-6	1.40 U	10.0 U	5 U	10 U	5 U	5 U	5 U	5 U	5 U		50 GV
1,1,1,2-Tetrachloroethane	000630-20-6	NA	NA	5 U	10 U	5 U	5 U	5 U	5 U	5 U		5 ST
Acetone	000067-64-1	3.40 U	10.0 U	5 U	10 U	5 U	5 U	5 U	5 U	5 U		50 GV
Chloroform	000067-66-3	1.40 U	10.0 U	5 U	10 U	5 U	5 U	1 J	5 U	1 J		7 ST
Benzene	000071-43-2	1.40 U	10.0 U	5 U	10 U	5 U	5 U	5 U	5 U	5 U		1 ST
1,1,1-Trichloroethane	000071-55-6	1.80 U	10.0 U	5 U	10 U	5 U	5 U	5 U	5 U	5 U		5 ST
Bromomethane	000074-83-9	1.40 U	10.0 U	5 U	10 U	5 U	5 U	5 U	5 U	5 U		5 ST
Chloromethane	000074-87-3	1.40 U	10.0 U	5 U	10 U	5 U	5 U	5 U	5 U	5 U		5 ST
Iodomethane	000074-88-4	NA	NA	5 U	10 U	5 U	5 U	5 U	5 U	5 U		5 ST
Dibromomethane	000074-95-3	NA	NA	5 U	10 U	5 U	5 U	5 U	5 U	5 U		5 ST
Bromodichloromethane	000075-27-4	1.80 U	10.0 U	5 U	10 U	5 U	5 U	5 U	5 U	5 U		50 GV
Chloroethane	000075-00-3	1.40 U	10.0 U	5 U	10 U	5 U	5 U	5 U	5 U	5 U		5 ST
Vinyl chloride	000075-01-4	1.40 U	10.0 U	5 U	10 U	5 U	5 U	5 U	5 U	5 U		2 ST
Methylene chloride	000075-09-2	1.40 U	10.0 U	5 U	10 U	5 U	5 U	5 U	5 U	5 U		5 ST
Carbon disulfide	000075-15-0	1.20 U	10.0 U	5 U	10 U	5 U	5 U	5 U	5 U	5 U		60 GV
Bromoform	000075-25-2	1.80 U	10.0 U	5 U	10 U	5 U	5 U	5 U	5 U	5 U		50 GV
Bromochloromethane	000074-97-5	NA	NA	5 U	10 U	5 U	5 U	5 U	5 U	5 U		5 ST
1,1-Dichloroethane	000075-34-3	1.20 U	10.0 U	5 U	10 U	5 U	5 U	5 U	5 U	5 U		5 ST
1,1-Dichloroethene	000075-35-4	1.40 U	10.0 U	5 U	10 U	5 U	5 U	5 U	5 U	5 U		5 ST
Trichlorofluoromethane	000075-69-4	NA	NA	5 U	10 U	5 U	5 U	5 U	5 U	5 U		5 ST
1,2-Dichloropropane	000078-87-5	1.40 U	10.0 U	5 U	10 U	5 U	5 U	5 U	5 U	5 U		1 ST
2-Butanone	000078-93-3	2.20 U	10.0 U	5 U	10 U	5 U	5 U	5 U	5 U	5 U		50 GV
1,1,2-Trichloroethane	000079-00-5	2.00 U	10.0 U	5 U	10 U	5 U	5 U	5 U	5 U	5 U		5 ST
Trichloroethene	000079-01-6	1.40 U	10.0 U	5 U	10 U	5 U	5 U	5 U	5 U	5 U		5 ST
1,1,2,2-Tetrachloroethane	000079-34-5	2.20 U	10.0 U	5 U	10 U	5 U	5 U	5 U	5 U	5 U		5 ST
1,2-Dichlorobenzene	000095-50-1	NA	NA	5 U	10 U	5 U	5 U	5 U	5 U	5 U		3 ST
1,2-Dibromo-3-chloropropane	000096-12-8	NA	NA	5 U	10 U	5 U	5 U	5 U	5 U	5 U		0.04 ST
1,2,3-Trichloropropane	000096-18-4	NA	NA	5 U	10 U	5 U	5 U	5 U	5 U	5 U		0.04 ST
1,1-Dichloropropene	000563-58-6	NA	NA	NA	10 U	NA	NA	NA	NA	NA		5 ST
TOTAL VOCs		0	0	0	0	2	0	1	0	1		

QUALIFIERS

- B: Compound was found in the method blank as well as the sample
- U: Compound was analyzed for but not detected at the detection limit shown
- J: Compound was found at a concentration below the detection limit, value estimated
- E: Concentration exceeds instrument calibration range; value estimated.
- D: Result taken from analysis at a secondary dilution.

NOTES

- GV: Guidance Value
- ST: Standard
- NA: Not Analyzed
- NS: Not Sampled
- : Parameter exceeds Standard/Guidance Value

SONIA ROAD LANDFILL
POST CLOSURE GROUNDWATER MONITORING PROGRAM
HISTORIC AND CURRENT SAMPLE RESULTS
VOLATILE ORGANIC COMPOUNDS

Sample ID		MW-12I	MW-12I	MW-12I	MW-12I	MW-12I	MW-12I	MW-12I	MW-12I	MW-12I	NYSDEC Class GA GROUNDWATER
Date of Collection		10/31/1997	1/30/1998	12/7/2000	2/8/2001	11/21/2002	8/21/2003	5/21/2004	02/24/05	11/29/06	STANDARD/GUIDANCE VALUE
Volatiles Organic Compounds	CAS #	(ug/l)	(ug/l)	(ug/l)	(ug/l)	(ug/l)	(ug/l)	(ug/l)	(ug/l)	(ug/l)	
Ethylbenzene	000100-41-4	1.40 U	10.0 U	5 U	10 U	5 U	5 U	5 U	5 U	5 U	5 ST
Styrene	000100-42-5	1.40 U	10.0 U	5 U	10 U	5 U	5 U	5 U	5 U	5 U	5 ST
cis-1,3-Dichloropropene	010061-01-5	1.40 U	10.0 U	5 U	10 U	5 U	5 U	5 U	5 U	5 U	0.4 ST
trans-1,3-Dichloropropene	010061-02-6	1.80 U	10.0 U	5 U	10 U	5 U	5 U	5 U	5 U	5 U	0.4 ST
1,4-Dichlorobenzene	000106-46-7	NA	NA	5 U	10 U	5 U	5 U	5 U	5 U	4 J	3 ST
1,2-Dibromoethane	000106-93-4	NA	NA	5 U	10 U	5 U	5 U	5 U	5 U	5 U	5 ST
1,2-Dichloroethane	000107-06-2	1.40 U	10.0 U	5 U	10 U	5 U	5 U	5 U	5 U	5 U	0.6 ST
Acrylonitrile	000107-13-1	NA	NA	5 U	50 U	5 U	5 U	5 U	5 U	5 U	5 ST
Vinyl Acetate	000108-05-4	NA	NA	5 U	10 U	5 U	5 U	5 U	5 U	5 U	-
4-Methyl-2-pentanone	000108-10-1	1.40 U	10.0 U	5 U	10 U	5 U	5 U	5 U	5 U	5 U	-
Toluene	000108-88-3	1.20 U	10.0 U	5 U	10 U	5 U	5 U	5 U	5 U	5 U	5 ST
Chlorobenzene	000108-90-7	1.40 U	10.0 U	5 U	10 U	5 U	5 U	5 U	5 U	5 U	5 ST
trans-1,4-Dichloro-2-butene	000110-57-6	NA	NA	5 U	10 U	5 U	5 U	5 U	5 U	5 U	5 ST
Dibromochloromethane	000124-48-1	2.20 U	10.0 U	5 U	10 U	5 U	5 U	5 U	5 U	5 U	50 GV
Tetrachloroethene	000127-18-4	1.40 U	10.0 U	5 U	10 U	5 U	5 U	5 U	5 U	5 U	5 ST
Xylene (total)	001330-20-7	1.60 U	10.0 U	5 U	10 U	5 U	5 U	5 U	5 U	5 U	5 ST
1,2-Dichloroethene (total)	000540-59-0	2.60 U	10.0 U	NA	10 U	NA	NA	NA	NA	NA	5 ST
cis-1,2-Dichloroethene	000156-59-2	NA	NA	5 U	10 U	5 U	5 U	5 U	5 U	5 U	5 ST
trans-1,2-Dichloroethene	000156-60-5	NA	NA	5 U	10 U	5 U	5 U	5 U	5 U	5 U	5 ST
Carbon tetrachloride	000056-23-5	1.80 U	10.0 U	5 U	10 U	5 U	5 U	5 U	5 U	5 U	5 ST
2-Hexanone	000591-78-6	1.40 U	10.0 U	5 U	10 U	5 U	5 U	5 U	5 U	5 U	50 GV
1,1,1,2-Tetrachloroethane	000630-20-6	NA	NA	5 U	10 U	5 U	5 U	5 U	5 U	5 U	5 ST
Acetone	000067-64-1	3.40 U	10.0 U	5 U	10 U	5 U	5 U	5 U	5 U	5 U	50 GV
Chloroform	000067-66-3	1.40 U	10.0 U	5 U	10 U	5 U	2 J	1 J	5 U	5 U	7 ST
Benzene	000071-43-2	1.40 U	10.0 U	5 U	10 U	5 U	5 U	5 U	5 U	5 U	1 ST
1,1,1-Trichloroethane	000071-55-6	1 J	10.0 U	5 U	10 U	5 U	5 U	5 U	5 U	5 U	5 ST
Bromomethane	000074-83-9	1.40 U	10.0 U	5 U	10 U	5 U	5 U	5 U	5 U	5 U	5 ST
Chloromethane	000074-87-3	1.40 U	10.0 U	5 U	10 U	5 U	5 U	5 U	5 U	5 U	5 ST
Iodomethane	000074-88-4	NA	NA	5 U	10 U	5 U	5 U	5 U	5 U	5 U	5 ST
Dibromomethane	000074-95-3	NA	NA	5 U	10 U	5 U	5 U	5 U	5 U	5 U	5 ST
Bromodichloromethane	000075-27-4	1.80 U	10.0 U	5 U	10 U	5 U	5 U	5 U	5 U	5 U	50 GV
Chloroethane	000075-00-3	1.40 U	10.0 U	5 U	10 U	5 U	5 U	5 U	5 U	5 U	5 ST
Vinyl chloride	000075-01-4	1.40 U	10.0 U	5 U	10 U	5 U	5 U	5 U	5 U	5 U	2 ST
Methylene chloride	000075-09-2	1.40 U	10.0 U	5 U	10 U	5 U	5 U	5 U	5 U	5 U	5 ST
Carbon disulfide	000075-15-0	1.20 U	10.0 U	5 U	10 U	5 U	5 U	5 U	5 U	5 U	60 GV
Bromoform	000075-25-2	1.80 U	10.0 U	5 U	10 U	5 U	5 U	5 U	5 U	5 U	50 GV
Bromochloromethane	000074-97-5	NA	NA	5 U	10 U	5 U	5 U	5 U	5 U	5 U	5 ST
1,1-Dichloroethane	000075-34-3	1.20 U	10.0 U	5 U	10 U	5 U	5 U	5 U	5 U	5 U	5 ST
1,1-Dichloroethene	000075-35-4	1.40 U	10.0 U	5 U	10 U	5 U	5 U	5 U	5 U	5 U	5 ST
Trichlorofluoromethane	000075-69-4	NA	NA	5 U	10 U	5 U	5 U	5 U	5 U	5 U	5 ST
1,2-Dichloropropane	000078-87-5	1.40 U	10.0 U	5 U	10 U	5 U	5 U	5 U	5 U	5 U	1 ST
2-Butanone	000078-93-3	2.20 U	10.0 U	5 U	10 U	5 U	5 U	5 U	5 U	5 U	50 GV
1,1,2-Trichloroethane	000079-00-5	2.00 U	10.0 U	5 U	10 U	5 U	5 U	5 U	5 U	5 U	5 ST
Trichloroethene	000079-01-6	1.40 U	10.0 U	5 U	10 U	5 U	5 U	5 U	5 U	5 U	5 ST
1,1,2,2-Tetrachloroethane	000079-34-5	2.20 U	10.0 U	5 U	10 U	5 U	5 U	5 U	5 U	5 U	5 ST
1,2-Dichlorobenzene	000095-50-1	NA	NA	5 U	10 U	5 U	5 U	5 U	5 U	5 U	3 ST
1,2-Dibromo-3-chloropropane	000096-12-8	NA	NA	5 U	10 U	5 U	5 U	5 U	5 U	5 U	0.04 ST
1,2,3-Trichloropropane	000096-18-4	NA	NA	5 U	10 U	5 U	5 U	5 U	5 U	5 U	0.04 ST
1,1-Dichloropropene	000563-58-6	NA	NA	NA	10 U	NA	NA	NA	NA	NA	5 ST
TOTAL VOCs		1	0	0	0	0	2	1	0	4	

QUALIFIERS

B: Compound was found in the method blank as well as the sample
U: Compound was analyzed for but not detected at the detection limit shown.
J: Compound was found at a concentration below the detection limit, value estimated
E: Concentration exceeds instrument calibration range; value estimated.
D: Result taken from analysis at a secondary dilution.

NOTES

GV: Guidance Value NS: Not Sampled
ST: Standard
NA: Not Analyzed

Parameter exceeds Standard/Guidance Value

APPENDIX A-3

SONIA ROAD LANDFILL
POST CLOSURE GROUNDWATER MONITORING PROGRAM
HISTORIC AND CURRENT SAMPLE RESULTS
VOLATILE ORGANIC COMPOUNDS

Sample ID		MW-12S	MW-12S	MW-12S	MW-12S	MW-12S	MW-12S	MW-12S	MW-12S	MW-12S	NYSDEC Class GA
Date of Collection		10/31/1997	1/30/1998	12/7/2000	2/5/2001	11/21/2002	8/21/2003	5/21/2004	02/24/05	11/29/06	GROUNDWATER
Volatile Organic Compounds	CAS #	(ug/l)	(ug/l)	(ug/l)	(ug/l)	(ug/l)	(ug/l)	(ug/l)	(ug/l)	(ug/l)	STANDARD/GUIDANCE VALUE
Ethylbenzene	000100-41-4	1.40 U	10.0 U	5 U	10 U	5 U	5 U	5 U	5 U	5 U	5 ST
Styrene	000100-42-5	1.40 U	10.0 U	5 U	10 U	5 U	5 U	5 U	5 U	5 U	5 ST
cis-1,3-Dichloropropene	010061-01-5	1.40 U	10.0 U	5 U	10 U	5 U	5 U	5 U	5 U	5 U	0.4 ST
trans-1,3-Dichloropropene	010061-02-6	1.80 U	10.0 U	5 U	10 U	5 U	5 U	5 U	5 U	5 U	0.4 ST
1,4-Dichlorobenzene	000106-46-7	NA	NA	5 U	10 U	5 U	5 U	5 U	5 U	5 U	3 ST
1,2-Dibromoethane	000106-93-4	NA	NA	5 U	10 U	5 U	5 U	5 U	5 U	5 U	5 ST
1,2-Dichloroethane	000107-06-2	1.40 U	10.0 U	5 U	10 U	5 U	5 U	5 U	5 U	5 U	0.6 ST
Acrylonitrile	000107-13-1	NA	NA	5 U	50 U	5 U	5 U	5 U	5 U	5 U	5 ST
Vinyl Acetate	000108-05-4	NA	NA	5 U	10 U	5 U	5 U	5 U	5 U	5 U	-
4-Methyl-2-pentanone	000108-10-1	1.40 U	10.0 U	5 U	10 U	5 U	5 U	5 U	5 U	5 U	-
Toluene	000108-88-3	1.20 U	10.0 U	5 U	10 U	5 U	5 U	5 U	5 U	5 U	5 ST
Chlorobenzene	000108-90-7	1.40 U	10.0 U	5 U	10 U	5 U	5 U	5 U	5 U	5 U	5 ST
trans-1,4-Dichloro-2-butene	000110-57-6	NA	NA	5 U	10 U	5 U	5 U	5 U	5 U	5 U	5 ST
Dibromochloromethane	000124-48-1	2.20 U	10.0 U	5 U	10 U	5 U	5 U	5 U	5 U	5 U	50 GV
Tetrachloroethene	000127-18-4	1.40 U	10.0 U	5 U	10 U	2 J	5 U	5 U	5 U	5 U	5 ST
Xylene (total)	001330-20-7	1.60 U	10.0 U	5 U	10 U	5 U	5 U	5 U	5 U	5 U	5 ST
1,2-Dichloroethene (total)	000540-59-0	2.60 U	10.0 U	NA	10 U	NA	NA	NA	NA	NA	5 ST
cis-1,2-Dichloroethene	000156-59-2	NA	NA	5 U	10 U	5 U	5 U	5 U	5 U	5 U	5 ST
trans-1,2-Dichloroethene	000156-60-5	NA	NA	5 U	10 U	5 U	5 U	5 U	5 U	5 U	5 ST
Carbon tetrachloride	000056-23-5	1.80 U	10.0 U	5 U	10 U	5 U	5 U	5 U	5 U	5 U	5 ST
2-Hexanone	000591-78-6	1.40 U	10.0 U	5 U	10 U	5 U	5 U	5 U	5 U	5 U	50 GV
1,1,1,2-Tetrachloroethane	000630-20-6	NA	NA	5 U	10 U	5 U	5 U	5 U	5 U	5 U	5 ST
Acetone	000067-64-1	3.40 U	10.0 U	5 U	10 U	5 U	5 U	5 U	5 U	5 U	50 GV
Chloroform	000067-66-3	1.40 U	10.0 U	5 U	10 U	5 U	5 U	5 U	5 U	5 U	7 ST
Benzene	000071-43-2	1.40 U	10.0 U	5 U	10 U	5 U	5 U	5 U	5 U	5 U	1 ST
1,1,1-Trichloroethane	000071-55-6	1.80 U	10.0 U	5 U	10 U	5 U	5 U	5 U	5 U	5 U	5 ST
Bromomethane	000074-83-9	1.40 U	10.0 U	5 U	10 U	5 U	5 U	5 U	5 U	5 U	5 ST
Chloromethane	000074-87-3	1.40 U	10.0 U	5 U	10 U	5 U	5 U	5 U	5 U	5 U	5 ST
Iodomethane	000074-88-4	NA	NA	5 U	10 U	5 U	5 U	5 U	5 U	5 U	5 ST
Dibromomethane	000074-95-3	NA	NA	5 U	10 U	5 U	5 U	5 U	5 U	5 U	5 ST
Bromodichloromethane	000075-27-4	1.80 U	10.0 U	5 U	10 U	5 U	5 U	5 U	5 U	5 U	50 GV
Chloroethane	000075-00-3	1.40 U	10.0 U	5 U	10 U	5 U	5 U	5 U	5 U	5 U	5 ST
Vinyl chloride	000075-01-4	1.40 U	10.0 U	5 U	10 U	5 U	5 U	5 U	5 U	5 U	2 ST
Methylene chloride	000075-09-2	1.40 U	10.0 U	5 U	10 U	5 U	5 U	5 U	5 U	5 U	5 ST
Carbon disulfide	000075-15-0	1.20 U	10.0 U	5 U	10 U	5 U	5 U	5 U	5 U	5 U	60 GV
Bromoform	000075-25-2	1.80 U	10.0 U	5 U	10 U	5 U	5 U	5 U	5 U	5 U	50 GV
Bromochloromethane	000074-97-5	NA	NA	5 U	10 U	5 U	5 U	5 U	5 U	5 U	5 ST
1,1-Dichloroethane	000075-34-3	1.20 U	10.0 U	5 U	10 U	5 U	5 U	5 U	5 U	5 U	5 ST
1,1-Dichloroethene	000075-35-4	1.40 U	10.0 U	5 U	10 U	5 U	5 U	5 U	5 U	5 U	5 ST
Trichlorofluoromethane	000075-69-4	NA	NA	5 U	10 U	5 U	5 U	5 U	5 U	5 U	5 ST
1,2-Dichloropropane	000078-87-5	1.40 U	10.0 U	5 U	10 U	5 U	5 U	5 U	5 U	5 U	1 ST
2-Butanone	000078-93-3	2.20 U	10.0 U	5 U	10 U	5 U	5 U	5 U	5 U	5 U	50 GV
1,1,2-Trichloroethane	000079-00-5	2.00 U	10.0 U	5 U	10 U	5 U	5 U	5 U	5 U	5 U	5 ST
Trichloroethene	000079-01-6	1.40 U	10.0 U	5 U	10 U	5 U	5 U	5 U	5 U	5 U	5 ST
1,1,2,2-Tetrachloroethane	000079-34-5	2.20 U	10.0 U	5 U	10 U	5 U	5 U	5 U	5 U	5 U	5 ST
1,2-Dichlorobenzene	000095-50-1	NA	NA	5 U	10 U	5 U	5 U	5 U	5 U	5 U	3 ST
1,2-Dibromo-3-chloropropane	000096-12-8	NA	NA	5 U	10 U	5 U	5 U	5 U	5 U	5 U	0.04 ST
1,2,3-Trichloropropane	000096-18-4	NA	NA	5 U	10 U	5 U	5 U	5 U	5 U	5 U	0.04 ST
1,1-Dichloropropene	000563-58-6	NA	NA	NA	10 U	NA	NA	NA	NA	NA	5 ST
TOTAL VOCs		0	0	0	0	2	0	0	0	0	

QUALIFIERS

B: Compound was found in the method blank as well as the sample
 U: Compound was analyzed for but not detected at the detection limit shown.
 J: Compound was found at a concentration below the detection limit, value estimated
 E: Concentration exceeds instrument calibration range; value estimated.
 D: Result taken from analysis at a secondary dilution.

NOTES

GV: Guidance Value NS: Not Sampled
 ST: Standard
 NA: Not Analyzed
 : Parameter exceeds Standard/Guidance Value

APPENDIX A-3

SONIA ROAD LANDFILL
POST CLOSURE GROUNDWATER MONITORING PROGRAM
HISTORIC AND CURRENT SAMPLE RESULTS
VOLATILE ORGANIC COMPOUNDS

Sample ID		MW-13D	MW-13D	MW-13D	MW-13D					NYSDEC Class GA GROUNDWATER STANDARD/GUIDANCE VALUE
Date of Collection		11/3/1997	2/3/1998	12/12/2000	2/6/2001					
Volatile Organic Compounds	CAS #	(ug/l)	(ug/l)	(ug/l)	(ug/l)					
Ethylbenzene	000100-41-4	1.40 U	10.0 U	5 U	10 U					5 ST
Styrene	000100-42-5	1.40 U	10.0 U	5 U	10 U					5 ST
cis-1,3-Dichloropropene	010061-01-5	1.40 U	10.0 U	5 U	10 U					0.4 ST
trans-1,3-Dichloropropene	010061-02-6	1.80 U	10.0 U	5 U	10 U					0.4 ST
1,4-Dichlorobenzene	000106-46-7	NA	NA	5 U	1.3 J					3 ST
1,2-Dibromoethane	000106-93-4	NA	NA	5 U	10 U					5 ST
1,2-Dichloroethane	000107-06-2	1.40 U	10.0 U	5 U	10 U					0.6 ST
Acrylonitrile	000107-13-1	NA	NA	5 U	50 U					5 ST
Vinyl Acetate	000108-05-4	NA	NA	5 U	10 U					-
4-Methyl-2-pentanone	000108-10-1	1.40 U	10.0 U	5 U	10 U					-
Toluene	000108-88-3	1.20 U	2.5 J	5 U	10 U					5 ST
Chlorobenzene	000108-90-7	2 J	4.1 J	5 U	1.7 J					5 ST
trans-1,4-Dichloro-2-butene	000110-57-6	NA	NA	NA	10 U					5 ST
Dibromochloromethane	000124-48-1	2.20 U	10.0 U	5 U	10 U					50 GV
Tetrachloroethene	000127-18-4	1 J	10.0 U	890 D	900 E					5 ST
Xylene (total)	001330-20-7	1.60 U	10.0 U	5 U	10 U					5 ST
1,2-Dichloroethene (total)	000540-59-0	31	34	NA	10 U					5 ST
cis-1,2-Dichloroethene	000156-59-2	NA	NA	140	210 E					5 ST
trans-1,2-Dichloroethene	000156-60-5	NA	NA	5 U	1 J					5 ST
Carbon tetrachloride	000056-23-5	1.80 U	10.0 U	5 U	10 U					5 ST
2-Hexanone	000591-78-6	1.40 U	10.0 U	5 U	10 U					50 GV
1,1,1,2-Tetrachloroethane	000630-20-6	NA	NA	NA	10 U					5 ST
Acetone	000067-64-1	3.40 U	10.0 U	5 U	10 U					50 GV
Chloroform	000067-66-3	1.40 U	10.0 U	5 U	10 U					7 ST
Benzene	000071-43-2	1.40 U	2.7 J	5 U	1.0 J					1 ST
1,1,1-Trichloroethane	000071-55-6	1.80 U	10.0 U	5 U	1.2 J					5 ST
Bromomethane	000074-83-9	1.40 U	10.0 U	5 U	10 U					5 ST
Chloromethane	000074-87-3	1.40 U	10.0 U	5 U	10 U					5 ST
Iodomethane	000074-88-4	NA	NA	5 U	10 U					5 ST
Dibromomethane	000074-95-3	NA	NA	5 U	10 U					5 ST
Bromodichloromethane	000075-27-4	1.80 U	10.0 U	5 U	10 U					50 GV
Chloroethane	000075-00-3	3 J	10.0 U	2 J	2.6 J					5 ST
Vinyl chloride	000075-01-4	2 J	10.0 U	8	11					2 ST
Methylene chloride	000075-09-2	1.40 U	10.0 U	5 U	10 U					5 ST
Carbon disulfide	000075-15-0	1.20 U	10.0 U	5 U	10 U					60 GV
Bromoform	000075-25-2	1.80 U	10.0 U	5 U	10 U					50 GV
Bromochloromethane	000074-97-5	NA	NA	5 U	10 U					5 ST
1,1-Dichloroethane	000075-34-3	4 J	3.6 J	6	9.1 J					5 ST
1,1-Dichloroethene	000075-35-4	1.40 U	2.0 J	2 J	1.8 J					5 ST
Trichlorofluoromethane	000075-69-4	NA	NA	5 U	10 U					5 ST
1,2-Dichloropropane	000078-87-5	1.40 U	10.0 U	5 U	10 U					1 ST
2-Butanone	000078-93-3	2.20 U	10.0 U	5 U	10 U					50 GV
1,1,2-Trichloroethane	000079-00-5	2.00 U	10.0 U	5 U	10 U					5 ST
Trichloroethene	000079-01-6	1 J	2.9 J	48	68					5 ST
1,1,2,2-Tetrachloroethane	000079-34-5	2.20 U	10.0 U	5 U	10 U					5 ST
1,2-Dichlorobenzene	000095-50-1	NA	NA	5 U	10 U					3 ST
1,2-Dibromo-3-chloropropane	000096-12-8	NA	NA	5 U	10 U					0.04 ST
1,2,3-Trichloropropane	000096-18-4	NA	NA	5 U	10 U					0.04 ST
1,1-Dichloropropene	000563-58-6	NA	NA	NA	10 U					5 ST
TOTAL VOCs		44	51.8	896	1208.7					

QUALIFIERS

- B: Compound was found in the method blank as well as the sample
- U: Compound was analyzed for but not detected
- J: Compound was found at a concentration below the detection limit, value estimated
- E: Concentration exceeds instrument calibration range; value estimated.
- D: Result taken from analysis at a secondary dilution.

NOTES

- GV: Guidance Value
- ST: Standard
- NA: Not Analyzed
- NS: Not Sampled
- : Parameter exceeds Standard/Guidance Value

APPENDIX A-3

SONIA ROAD LANDFILL
POST CLOSURE GROUNDWATER MONITORING PROGRAM
HISTORIC AND CURRENT SAMPLE RESULTS
VOLATILE ORGANIC COMPOUNDS

Sample ID		MW-13I	MW-13I	MW-13I	MW-13I					NYSDEC Class GA GROUNDWATER STANDARD/GUIDANCE VALUE
Date of Collection		11/3/1997	2/3/1998	12/12/2000	2/6/2001					
Volatile Organic Compounds	CAS #	(ug/l)	(ug/l)	(ug/l)	(ug/l)					
Ethylbenzene	000100-41-4	1.40 U	10.0 U	5 U	10 U					5 ST
Styrene	000100-42-5	1.40 U	10.0 U	5 U	10 U					5 ST
cis-1,3-Dichloropropene	010061-01-5	1.40 U	10.0 U	5 U	10 U					0.4 ST
trans-1,3-Dichloropropene	010061-02-6	1.80 U	10.0 U	5 U	10 U					0.4 ST
1,4-Dichlorobenzene	000106-46-7	NA	NA	5 U	1.5 J					3 ST
1,2-Dibromoethane	000106-93-4	NA	NA	5 U	10 U					5 ST
1,2-Dichloroethane	000107-06-2	1.40 U	10.0 U	5 U	10 U					0.6 ST
Acrylonitrile	000107-13-1	NA	NA	5 U	50 U					5 ST
Vinyl Acetate	000108-05-4	NA	NA	5 U	10 U					-
4-Methyl-2-pentanone	000108-10-1	1.40 U	10.0 U	5 U	10 U					-
Toluene	000108-88-3	1.20 U	10.0 U	5 U	10 U					5 ST
Chlorobenzene	000108-90-7	1.40 U	10.0 U	5 U	2.6 J					5 ST
trans-1,4-Dichloro-2-butene	000110-57-6	NA	NA	5 U	10 U					5 ST
Dibromochloromethane	000124-48-1	2.20 U	10.0 U	5 U	10 U					50 GV
Tetrachloroethene	000127-18-4	9 J	11	770 D	1100 E					5 ST
Xylene (total)	001330-20-7	1.60 U	10.0 U	5 U	10 U					5 ST
1,2-Dichloroethene (total)	000540-59-0	73	53	NA	10 U					5 ST
cis-1,2-Dichloroethene	000156-59-2	NA	NA	170	310 E					5 ST
trans-1,2-Dichloroethene	000156-60-5	NA	NA	5 U	2 J					5 ST
Carbon tetrachloride	000056-23-5	1.80 U	10.0 U	5 U	10 U					5 ST
2-Hexanone	000591-78-6	1.40 U	10.0 U	5 U	10 U					50 GV
1,1,1,2-Tetrachloroethane	000630-20-6	NA	NA	5 U	10 U					5 ST
Acetone	000067-64-1	3.40 U	10.0 U	5 U	10 U					50 GV
Chloroform	000067-66-3	1.40 U	10.0 U	5 U	10 U					7 ST
Benzene	000071-43-2	1.40 U	10.0 U	5 U	1.9 J					1 ST
1,1,1-Trichloroethane	000071-55-6	1.80 U	10.0 U	5 U	10 U					5 ST
Bromomethane	000074-83-9	1.40 U	10.0 U	5 U	10 U					5 ST
Chloromethane	000074-87-3	1.40 U	10.0 U	5 U	10 U					5 ST
Iodomethane	000074-88-4	NA	NA	5 U	10 U					5 ST
Dibromomethane	000074-95-3	NA	NA	5 U	10 U					5 ST
Bromodichloromethane	000075-27-4	1.80 U	10.0 U	5 U	10 U					50 GV
Chloroethane	000075-00-3	1.40 U	10.0 U	5 U	1.4 J					5 ST
Vinyl chloride	000075-01-4	7 J	4.7 J	12	16					2 ST
Methylene chloride	000075-09-2	1.40 U	2.3 J	5 U	10 U					5 ST
Carbon disulfide	000075-15-0	1.20 U	10.0 U	5 U	10 U					60 GV
Bromoform	000075-25-2	1.80 U	10.0 U	5 U	10 U					50 GV
Bromochloromethane	000074-97-5	NA	NA	5 U	10 U					5 ST
1,1-Dichloroethane	000075-34-3	4 J	3.1 J	16	29					5 ST
1,1-Dichloroethene	000075-35-4	1.40 U	10.0 U	5 U	3.7 J					5 ST
Trichlorofluoromethane	000075-69-4	NA	NA	5 U	10 U					5 ST
1,2-Dichloropropane	000078-87-5	1.40 U	10.0 U	5 U	10 U					1 ST
2-Butanone	000078-93-3	2.20 U	10.0 U	5 U	10 U					50 GV
1,1,2-Trichloroethane	000079-00-5	2.00 U	10.0 U	5 U	10 U					5 ST
Trichloroethene	000079-01-6	4 J	4.8 J	100	140					5 ST
1,1,2,2-Tetrachloroethane	000079-34-5	2.20 U	10.0 U	5 U	10 U					5 ST
1,2-Dichlorobenzene	000095-50-1	NA	NA	5 U	10 U					3 ST
1,2-Dibromo-3-chloropropane	000096-12-8	NA	NA	5 U	10 U					0.04 ST
1,2,3-Trichloropropane	000096-18-4	NA	NA	5 U	10 U					0.04 ST
1,1-Dichloropropene	000563-58-6	NA	NA	NA	10 U					5 ST
TOTAL VOCs		97	78.9	1068	1608.1					

QUALIFIERS

B: Compound was found in the method blank as well as the sample
 U: Compound was analyzed for but not detected at the detection limit shown.
 J: Compound was found at a concentration below the detection limit, value estimated
 E: Concentration exceeds instrument calibration range, value estimated.
 D: Result taken from analysis at a secondary dilution.

NOTES

GV: Guidance Value
 NS: Not Sampled
 ST: Standard
 NA: Not Analyzed
 : Parameter exceeds Standard/Guidance Value

APPENDIX A-3

SONIA ROAD LANDFILL
POST CLOSURE GROUNDWATER MONITORING PROGRAM
HISTORIC AND CURRENT SAMPLE RESULTS
VOLATILE ORGANIC COMPOUNDS

Sample ID	MW-14D	MW-14D	MW-14D	MW-14D							NYSDEC Class GA GROUNDWATER STANDARD/GUIDANCE VALUE
Date of Collection	11/3/1997	2/3/1998	12/11/2000	2/7/2001							
Volatile Organic Compounds	CAS #	(ug/l)	(ug/l)	(ug/l)	(ug/l)						
Ethylbenzene	000100-41-4	1.40 U	10.0 U	5 U	10 U						5 ST
Styrene	000100-42-5	1.40 U	10.0 U	5 U	10 U						5 ST
cis-1,3-Dichloropropene	010061-01-5	1.40 U	10.0 U	5 U	10 U						0.4 ST
trans-1,3-Dichloropropene	010061-02-6	1.80 U	10.0 U	5 U	10 U						0.4 ST
1,4-Dichlorobenzene	000106-46-7	NA	NA	5 U	10 U						3 ST
1,2-Dibromoethane	000106-93-4	NA	NA	5 U	10 U						5 ST
1,2-Dichloroethane	000107-06-2	1.40 U	10.0 U	5 U	10 U						0.6 ST
Acrylonitrile	000107-13-1	NA	NA	5 U	50 U						5 ST
Vinyl Acetate	000108-05-4	NA	NA	5 U	10 U						-
4-Methyl-2-pentanone	000108-10-1	1.40 U	10.0 U	5 U	10 U						-
Toluene	000108-88-3	1.20 U	10.0 U	5 U	10 U						5 ST
Chlorobenzene	000108-90-7	1 J	10.0 U	2 J	2.4 J						5 ST
trans-1,4-Dichloro-2-butene	000110-57-6	NA	NA	5 U	10 U						5 ST
Dibromochloromethane	000124-48-1	2.20 U	10.0 U	5 U	10 U						50 GV
Tetrachloroethene	000127-18-4	1.40 U	10.0 U	5 U	10 U						5 ST
Xylene (total)	001330-20-7	1.60 U	10.0 U	5 U	10 U						5 ST
1,2-Dichloroethene (total)	000540-59-0	21	10.0 U	NA	10 U						5 ST
cis-1,2-Dichloroethene	000156-59-2	NA	NA	2 J	4 J						5 ST
trans-1,2-Dichloroethene	000156-60-5	NA	NA	5 U	10 U						5 ST
Carbon tetrachloride	000056-23-5	1.80 U	10.0 U	5 U	10 U						5 ST
2-Hexanone	000591-78-6	1.40 U	10.0 U	5 U	10 U						50 GV
1,1,1,2-Tetrachloroethane	000630-20-6	NA	NA	5 U	10 U						5 ST
Acetone	000067-64-1	2 J	10.0 U	5 U	10 U						50 GV
Chloroform	000067-66-3	1.40 U	2.1 J	5 U	10 U						7 ST
Benzene	000071-43-2	1.40 U	10.0 U	5 U	10 U						1 ST
1,1,1-Trichloroethane	000071-55-6	1.80 U	10.0 U	5 U	10 U						5 ST
Bromomethane	000074-83-9	1.40 U	10.0 U	5 U	10 U						5 ST
Chloromethane	000074-87-3	1.40 U	10.0 U	5 U	10 U						5 ST
Iodomethane	000074-88-4	NA	NA	5 U	10 U						5 ST
Dibromomethane	000074-95-3	NA	NA	5 U	10 U						5 ST
Bromodichloromethane	000075-27-4	1.80 U	10.0 U	5 U	10 U						50 GV
Chloroethane	000075-00-3	5 J	10.0 U	6	5.9 J						5 ST
Vinyl chloride	000075-01-4	14	10.0 U	2 J	3.0 J						2 ST
Methylene chloride	000075-09-2	1.40 U	2.9 J	5 U	10 U						5 ST
Carbon disulfide	000075-15-0	1.20 U	10.0 U	5 U	10 U						60 GV
Bromoform	000075-25-2	1.80 U	10.0 U	5 U	10 U						50 GV
Bromochloromethane	000074-97-5	NA	NA	5 U	10 U						5 ST
1,1-Dichloroethane	000075-34-3	1 J	10.0 U	5 U	10 U						5 ST
1,1-Dichloroethene	000075-35-4	1.40 U	10.0 U	5 U	10 U						5 ST
Trichlorofluoromethane	000075-69-4	NA	NA	5 U	10 U						5 ST
1,2-Dichloropropane	000078-87-5	1.40 U	10.0 U	5 U	10 U						1 ST
2-Butanone	000078-93-3	2.20 U	10.0 U	5 U	10 U						50 GV
1,1,2-Trichloroethane	000079-00-5	2.00 U	10.0 U	5 U	10 U						5 ST
Trichloroethene	000079-01-6	1.40 U	10.0 U	5 U	10 U						5 ST
1,1,2,2-Tetrachloroethane	000079-34-5	2.20 U	10.0 U	5 U	10 U						5 ST
1,2-Dichlorobenzene	000095-50-1	NA	NA	5 U	10 U						3 ST
1,2-Dibromo-3-chloropropane	000096-12-8	NA	NA	5 U	10 U						0.04 ST
1,2,3-Trichloropropane	000096-18-4	NA	NA	5 U	10 U						0.04 ST
1,1-Dichloropropene	000563-58-6	NA	NA	NA	10 U						5 ST
TOTAL VOCs		44	5	12	15.3						

QUALIFIERS

B: Compound was found in the method blank as well as the sample
 U: Compound was analyzed for but not detected at the detection limit shown.
 J: Compound was found at a concentration below the detection limit, value estimated
 E: Concentration exceeds instrument calibration range; value estimated.
 D: Result taken from analysis at a secondary dilution.

NOTES

GV: Guidance Value NS: Not Sampled
 ST: Standard
 NA: Not Analyzed
 : Parameter exceeds Standard/Guidance Value

APPENDIX A-3

SONIA ROAD LANDFILL
POST CLOSURE GROUNDWATER MONITORING PROGRAM
HISTORIC AND CURRENT SAMPLE RESULTS
VOLATILE ORGANIC COMPOUNDS

Sample ID		MW-14I	MW-14I	MW-14I	MW-14I					NYSDEC Class GA GROUNDWATER STANDARD/GUIDANCE VALUE
Date of Collection		11/3/1997	2/3/1998	12/11/2000	2/6/2001					
Volatile Organic Compounds	CAS #	(ug/l)	(ug/l)	(ug/l)	(ug/l)					
Ethylbenzene	000100-41-4	1.40 U	10.0 U	5 U	10 U					5 ST
Styrene	000100-42-5	1.40 U	10.0 U	5 U	10 U					5 ST
cis-1,3-Dichloropropene	010061-01-5	1.40 U	10.0 U	5 U	10 U					0.4 ST
trans-1,3-Dichloropropene	010061-02-6	1.80 U	10.0 U	5 U	10 U					0.4 ST
1,4-Dichlorobenzene	000106-46-7	NA	NA	5 U	10 U					3 ST
1,2-Dibromoethane	000106-93-4	NA	NA	5 U	10 U					5 ST
1,2-Dichloroethane	000107-06-2	1.40 U	10.0 U	5 U	10 U					0.6 ST
Acrylonitrile	000107-13-1	NA	NA	5 U	50 U					5 ST
Vinyl Acetate	000108-05-4	NA	NA	5 U	10 U					-
4-Methyl-2-pentanone	000108-10-1	1.40 U	10.0 U	5 U	10 U					-
Toluene	000108-88-3	1.20 U	10.0 U	5 U	10 U					5 ST
Chlorobenzene	000108-90-7	1.40 U	10.0 U	5 U	2.8 J					5 ST
trans-1,4-Dichloro-2-butene	000110-57-6	NA	NA	5 U	10 U					5 ST
Dibromochloromethane	000124-48-1	2.20 U	10.0 U	5 U	10 U					50 GV
Tetrachloroethene	000127-18-4	1.40 U	10.0 U	5 U	10 U					5 ST
Xylene (total)	001330-20-7	1.60 U	10.0 U	5 U	10 U					5 ST
1,2-Dichloroethene (total)	000540-59-0	2.60 U	10.0 U	NA	10 U					5 ST
cis-1,2-Dichloroethene	000156-59-2	NA	NA	5 U	10 U					5 ST
trans-1,2-Dichloroethene	000156-60-5	NA	NA	5 U	10 U					5 ST
Carbon tetrachloride	000056-23-5	1.80 U	10.0 U	5 U	10 U					5 ST
2-Hexanone	000591-78-6	1.40 U	10.0 U	5 U	10 U					50 GV
1,1,1,2-Tetrachloroethane	000630-20-6	NA	NA	5 U	10 U					5 ST
Acetone	000067-64-1	3.40 U	5.5 J	5 U	2 J					50 GV
Chloroform	000067-66-3	1.40 U	10.0 U	5 U	10 U					7 ST
Benzene	000071-43-2	1.40 U	10.0 U	5 U	10 U					1 ST
1,1,1-Trichloroethane	000071-55-6	1.80 U	10.0 U	5 U	10 U					5 ST
Bromomethane	000074-83-9	1.40 U	10.0 U	5 U	10 U					5 ST
Chloromethane	000074-87-3	1.40 U	10.0 U	5 U	10 U					5 ST
Iodomethane	000074-88-4	NA	NA	5 U	10 U					5 ST
Dibromomethane	000074-95-3	NA	NA	5 U	10 U					5 ST
Bromodichloromethane	000075-27-4	1.80 U	10.0 U	5 U	10 U					50 GV
Chloroethane	000075-00-3	8 J	6.9 J	3 J	4.3 J					5 ST
Vinyl chloride	000075-01-4	1.40 U	10.0 U	5 U	10 U					2 ST
Methylene chloride	000075-09-2	1.40 U	10.0 U	5 U	10 U					5 ST
Carbon disulfide	000075-15-0	1.20 U	10.0 U	5 U	10 U					60 GV
Bromoform	000075-25-2	1.80 U	10.0 U	5 U	10 U					50 GV
Bromochloromethane	000074-97-5	NA	NA	5 U	10 U					5 ST
1,1-Dichloroethane	000075-34-3	1.20 U	10.0 U	5 U	10 U					5 ST
1,1-Dichloroethene	000075-35-4	1.40 U	10.0 U	5 U	10 U					5 ST
Trichlorofluoromethane	000075-69-4	NA	NA	5 U	10 U					5 ST
1,2-Dichloropropane	000078-87-5	1.40 U	10.0 U	5 U	10 U					1 ST
2-Butanone	000078-93-3	2.20 U	10.0 U	5 U	10 U					50 GV
1,1,2-Trichloroethane	000079-00-5	2.00 U	10.0 U	5 U	10 U					5 ST
Trichloroethene	000079-01-6	1.40 U	10.0 U	5 U	10 U					5 ST
1,1,2,2-Tetrachloroethane	000079-34-5	2.20 U	10.0 U	5 U	10 U					5 ST
1,2-Dichlorobenzene	000095-50-1	NA	NA	5 U	10 U					3 ST
1,2-Dibromo-3-chloropropane	000096-12-8	NA	NA	5 U	10 U					0.04 ST
1,2,3-Trichloropropane	000096-18-4	NA	NA	5 U	10 U					0.04 ST
1,1-Dichloropropene	000563-58-6	NA	NA	NA	10 U					5 ST
TOTAL VOCs		8	12.4	3	9.1					

QUALIFIERS

B: Compound was found in the method blank as well as the sample
 U: Compound was analyzed for but not detected at the detection limit shown.
 J: Compound was found at a concentration below the detection limit, value estimated
 E: Concentration exceeds instrument calibration range; value estimated.
 D: Result taken from analysis at a secondary dilution.

NOTES

GV: Guidance Value NS: Not Sampled
 ST: Standard
 NA: Not Analyzed
 : Parameter exceeds Standard/Guidance Value

APPENDIX A-3

SONIA ROAD LANDFILL
POST CLOSURE GROUNDWATER MONITORING PROGRAM
HISTORIC AND CURRENT SAMPLE RESULTS
VOLATILE ORGANIC COMPOUNDS

Sample ID		MW-14S	MW-14S	MW-14S	MW-14S						NYSDEC Class GA GROUNDWATER STANDARD/GUIDANCE VALUE
Date of Collection		11/3/1997	2/3/1998	12/11/2000	2/6/2001						
Volatile Organic Compounds	CAS #	(ug/l)	(ug/l)	(ug/l)	(ug/l)						
Ethylbenzene	000100-41-4	1.40 U	10.0 U	5 U	10 U						5 ST
Styrene	000100-42-5	1.40 U	10.0 U	5 U	10 U						5 ST
cis-1,3-Dichloropropene	010061-01-5	1.40 U	10.0 U	5 U	10 U						0.4 ST
trans-1,3-Dichloropropene	010061-02-6	1.80 U	10.0 U	5 U	10 U						0.4 ST
1,4-Dichlorobenzene	000106-46-7	NA	NA	5 U	10 U						3 ST
1,2-Dibromoethane	000106-93-4	NA	NA	5 U	10 U						5 ST
1,2-Dichloroethane	000107-06-2	1.40 U	10.0 U	5 U	10 U						0.6 ST
Acrylonitrile	000107-13-1	NA	NA	5 U	50 U						5 ST
Vinyl Acetate	000108-05-4	NA	NA	5 U	10 U						-
4-Methyl-2-pentanone	000108-10-1	1.40 U	10.0 U	5 U	10 U						-
Toluene	000108-88-3	1.20 U	10.0 U	5 U	10 U						5 ST
Chlorobenzene	000108-90-7	1.40 U	10.0 U	5 U	10 U						5 ST
trans-1,4-Dichloro-2-butene	000110-57-6	NA	NA	5 U	10 U						5 ST
Dibromochloromethane	000124-48-1	2.20 U	10.0 U	5 U	10 U						50 GV
Tetrachloroethene	000127-18-4	1.40 U	10.0 U	5 U	10 U						5 ST
Xylene (total)	001330-20-7	1.60 U	10.0 U	5 U	10 U						5 ST
1,2-Dichloroethene (total)	000540-59-0	2.60 U	10.0 U	NA	10 U						5 ST
cis-1,2-Dichloroethene	000156-59-2	NA	NA	5 U	10 U						5 ST
trans-1,2-Dichloroethene	000156-60-5	NA	NA	5 U	10 U						5 ST
Carbon tetrachloride	000056-23-5	1.80 U	10.0 U	5 U	10 U						5 ST
2-Hexanone	000591-78-6	1.40 U	10.0 U	5 U	10 U						50 GV
1,1,1,2-Tetrachloroethane	000630-20-6	NA	NA	5 U	10 U						5 ST
Acetone	000067-64-1	3.40 U	10.0 U	5 U	10 U						50 GV
Chloroform	000067-66-3	1.40 U	2.1 J	5 U	10 U						7 ST
Benzene	000071-43-2	1.40 U	10.0 U	5 U	10 U						1 ST
1,1,1-Trichloroethane	000071-55-6	1.80 U	10.0 U	5 U	10 U						5 ST
Bromomethane	000074-83-9	1.40 U	10.0 U	5 U	10 U						5 ST
Chloromethane	000074-87-3	1.40 U	10.0 U	5 U	10 U						5 ST
Iodomethane	000074-88-4	NA	NA	5 U	10 U						5 ST
Dibromomethane	000074-95-3	NA	NA	5 U	10 U						5 ST
Bromodichloromethane	000075-27-4	1.80 U	10.0 U	5 U	10 U						50 GV
Chloroethane	000075-00-3	1.40 U	10.0 U	5 U	10 U						5 ST
Vinyl chloride	000075-01-4	1.40 U	10.0 U	5 U	10 U						2 ST
Methylene chloride	000075-09-2	1.40 U	2.0 J	5 U	10 U						5 ST
Carbon disulfide	000075-15-0	1.20 U	10.0 U	5 U	10 U						60 GV
Bromoform	000075-25-2	1.80 U	10.0 U	5 U	10 U						50 GV
Bromochloromethane	000074-97-5	NA	NA	5 U	10 U						5 ST
1,1-Dichloroethane	000075-34-3	1.20 U	10.0 U	5 U	10 U						5 ST
1,1-Dichloroethene	000075-35-4	1.40 U	10.0 U	5 U	10 U						5 ST
Trichlorofluoromethane	000075-69-4	NA	NA	5 U	10 U						5 ST
1,2-Dichloropropane	000078-87-5	1.40 U	10.0 U	5 U	10 U						1 ST
2-Butanone	000078-93-3	2.20 U	10.0 U	5 U	10 U						50 GV
1,1,2-Trichloroethane	000079-00-5	2.00 U	10.0 U	5 U	10 U						5 ST
Trichloroethene	000079-01-6	1.40 U	10.0 U	5 U	10 U						5 ST
1,1,2,2-Tetrachloroethane	000079-34-5	2.20 U	10.0 U	5 U	10 U						5 ST
1,2-Dichlorobenzene	000095-50-1	NA	NA	5 U	10 U						3 ST
1,2-Dibromo-3-chloropropane	000096-12-8	NA	NA	5 U	10 U						0.04 ST
1,2,3-Trichloropropane	000096-18-4	NA	NA	5 U	10 U						0.04 ST
1,1-Dichloropropene	000563-58-6	NA	NA	NA	10 U						5 ST
TOTAL VOCs		0	4.1	0	0						

QUALIFIERS

- B: Compound was found in the method blank as well as the sample
- U: Compound was analyzed for but not detected at the detection limit shown.
- J: Compound was found at a concentration below the detection limit, value estimated
- E: Concentration exceeds instrument calibration range; value estimated.
- D: Result taken from analysis at a secondary dilution.

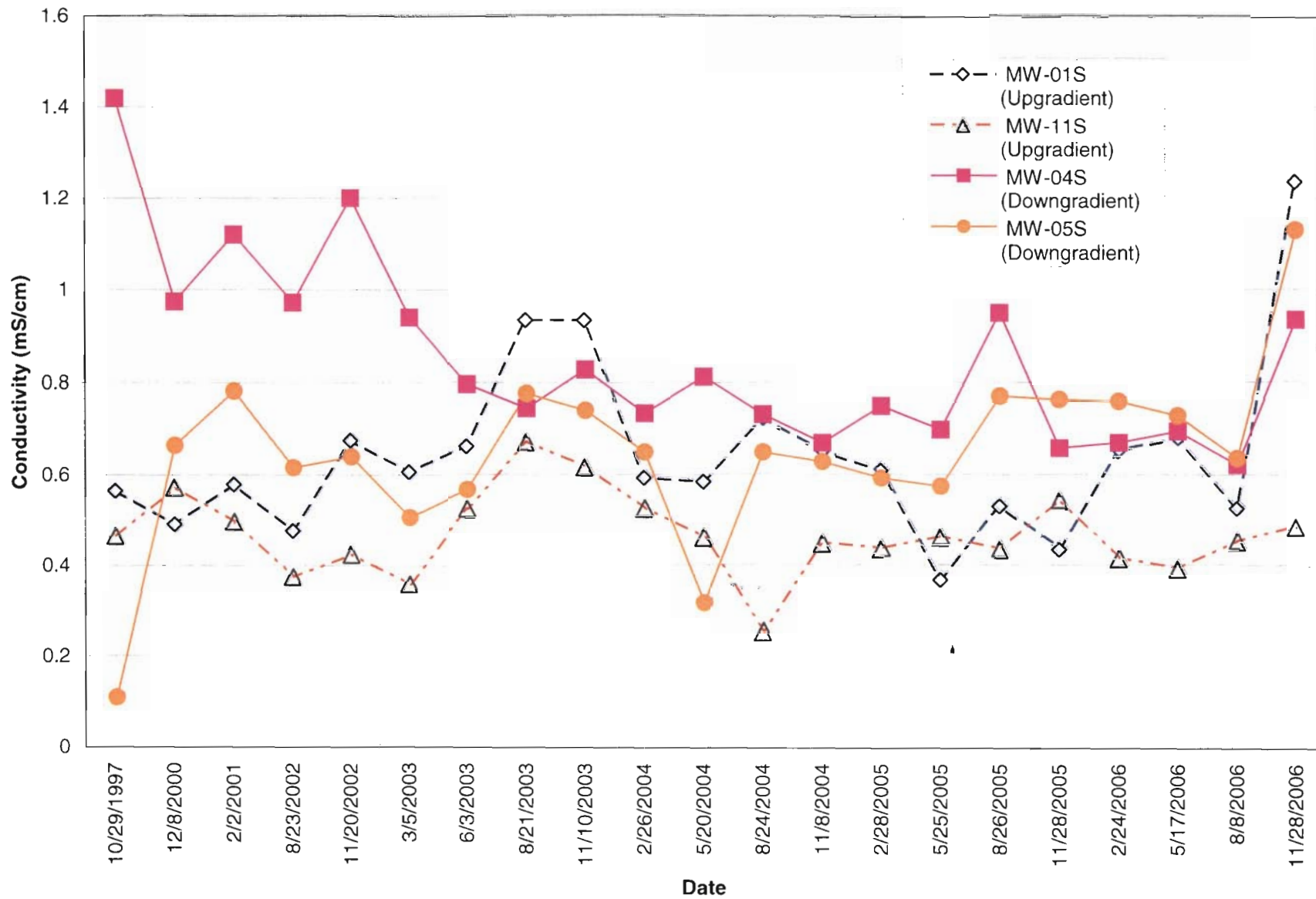
NOTES

- GV: Guidance Value
- ST: Standard
- NA: Not Analyzed
- NS: Not Sampled
- : Parameter exceeds Standard/Guidance Value

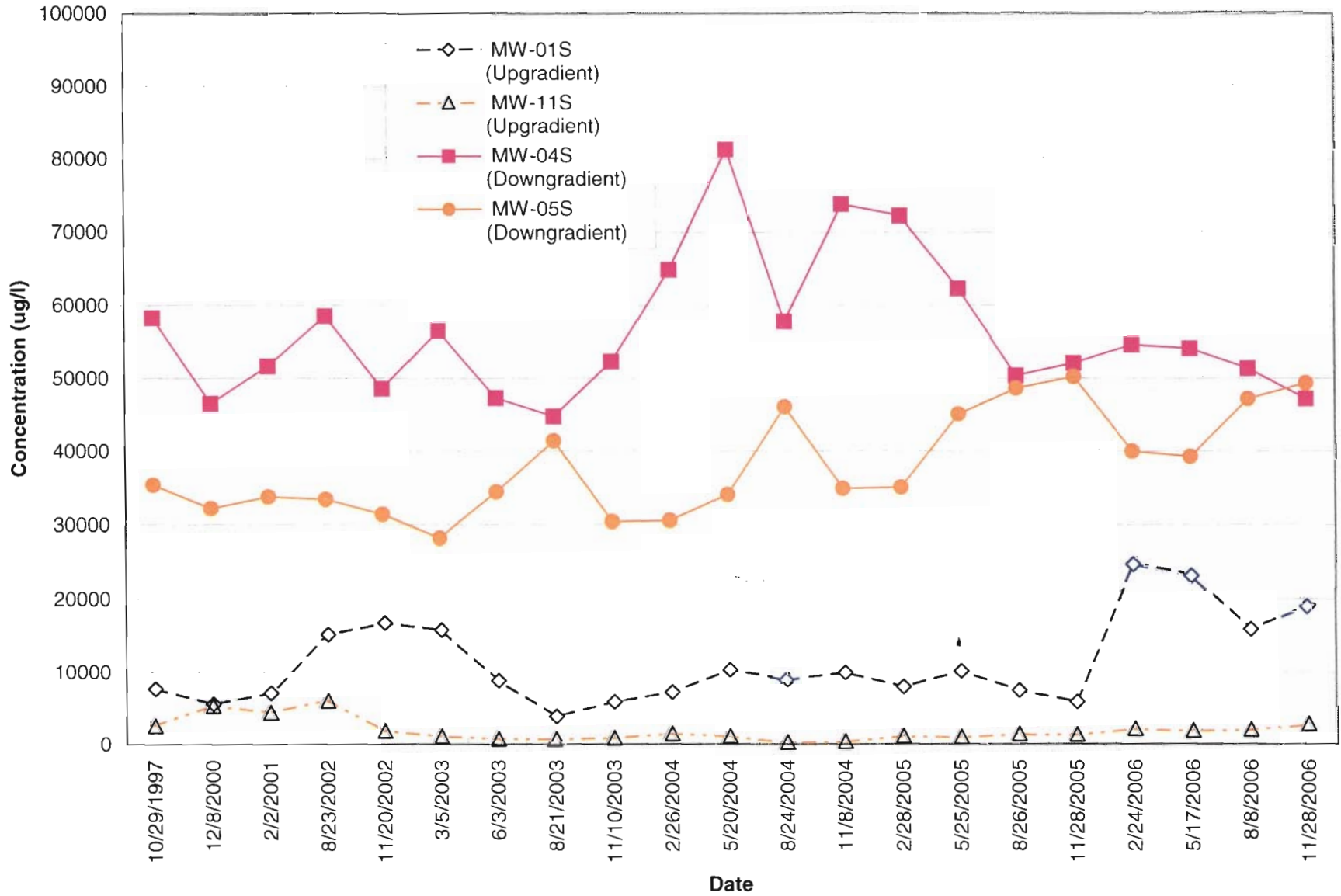
APPENDIX A-4

**HISTORIC TREND GRAPHS - ALKALINITY, IRON PLUS MANGANESE,
TOTAL DISSOLVED SOLIDS AND SPECIFIC CONDUCTIVITY
RESULTS FROM SELECTED MONITORING WELLS**

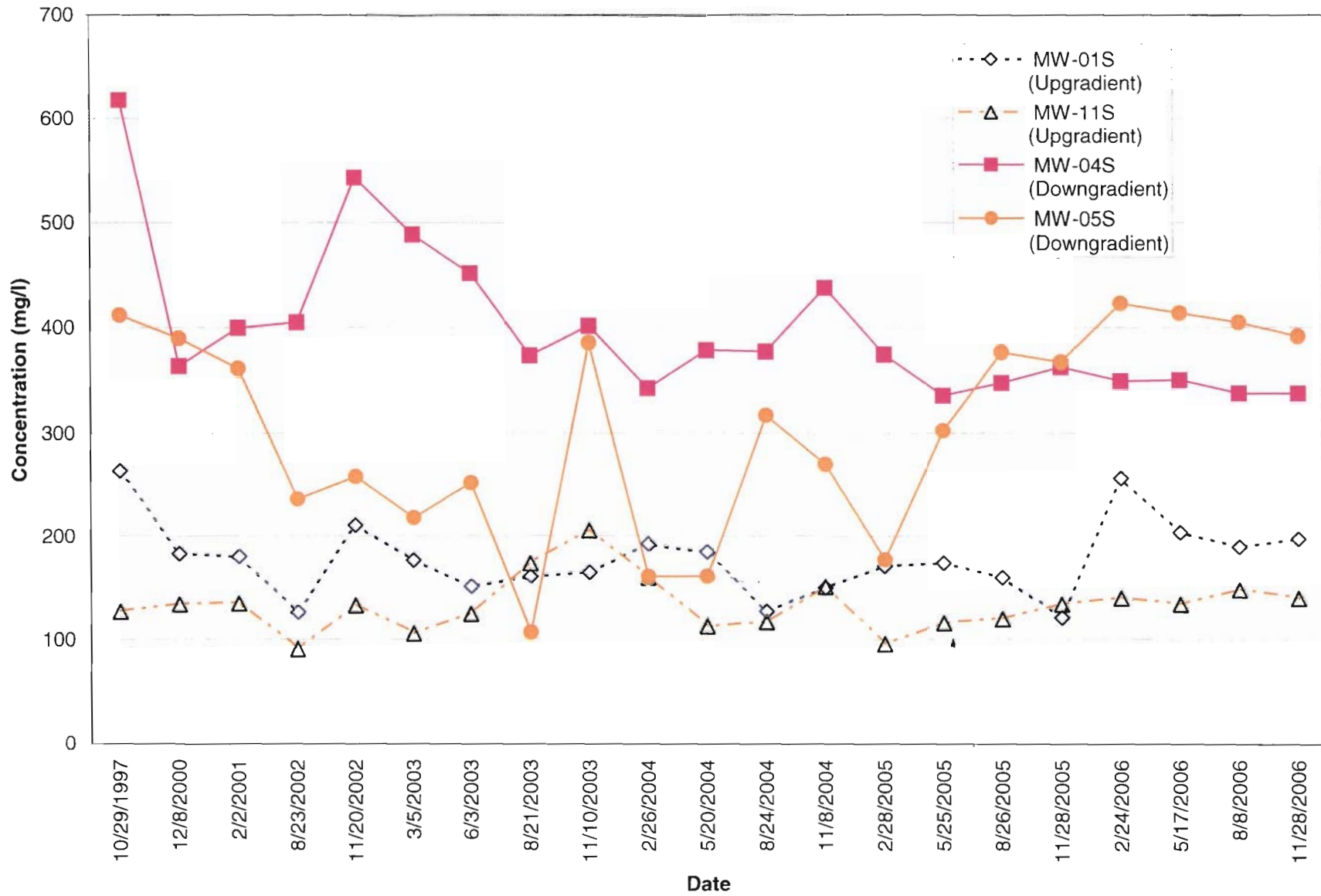
HISTORIC SPECIFIC CONDUCTIVITY RESULTS IN SELECTED SHALLOW WELLS



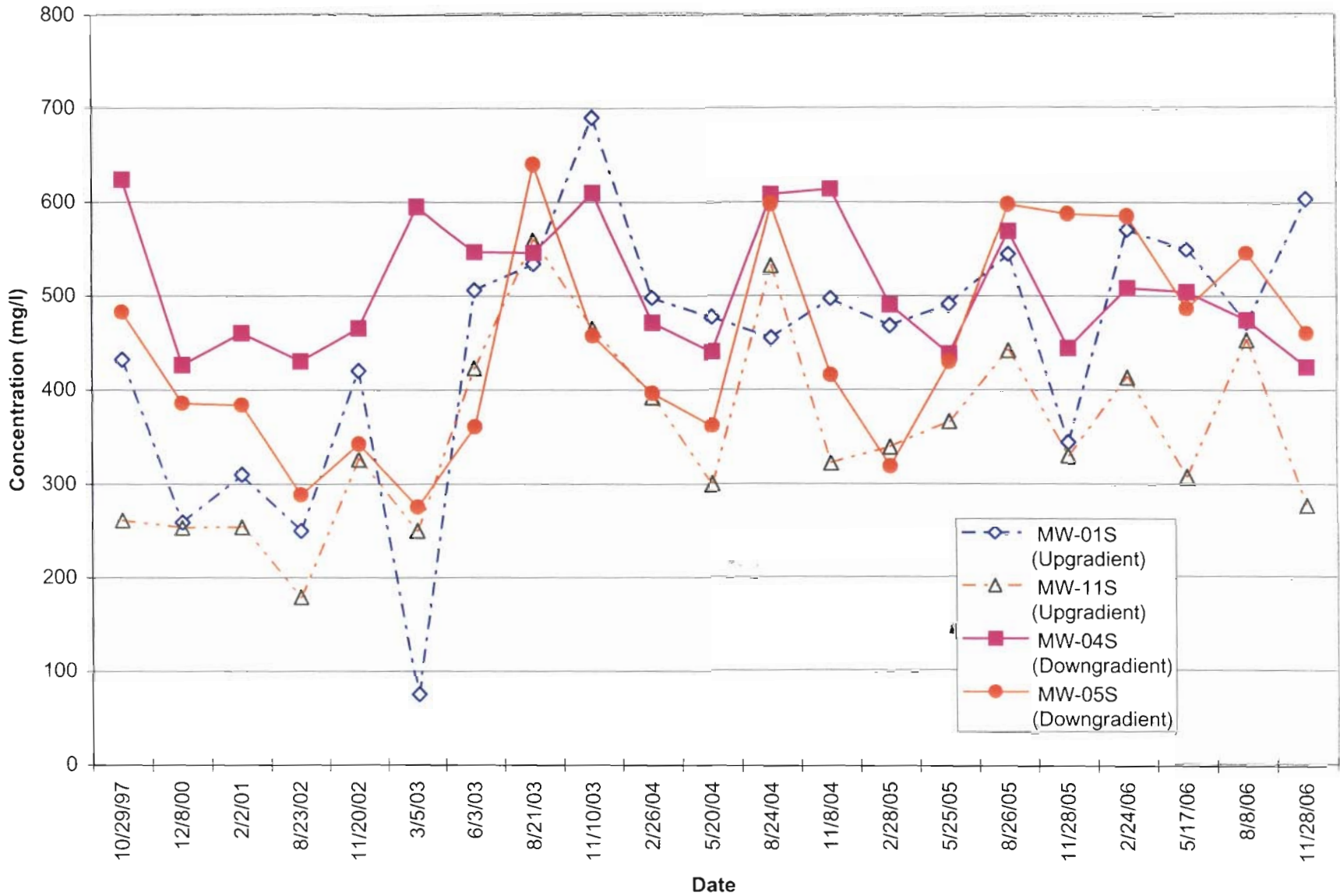
HISTORIC IRON + MANGANESE RESULTS IN SELECTED SHALLOW WELLS



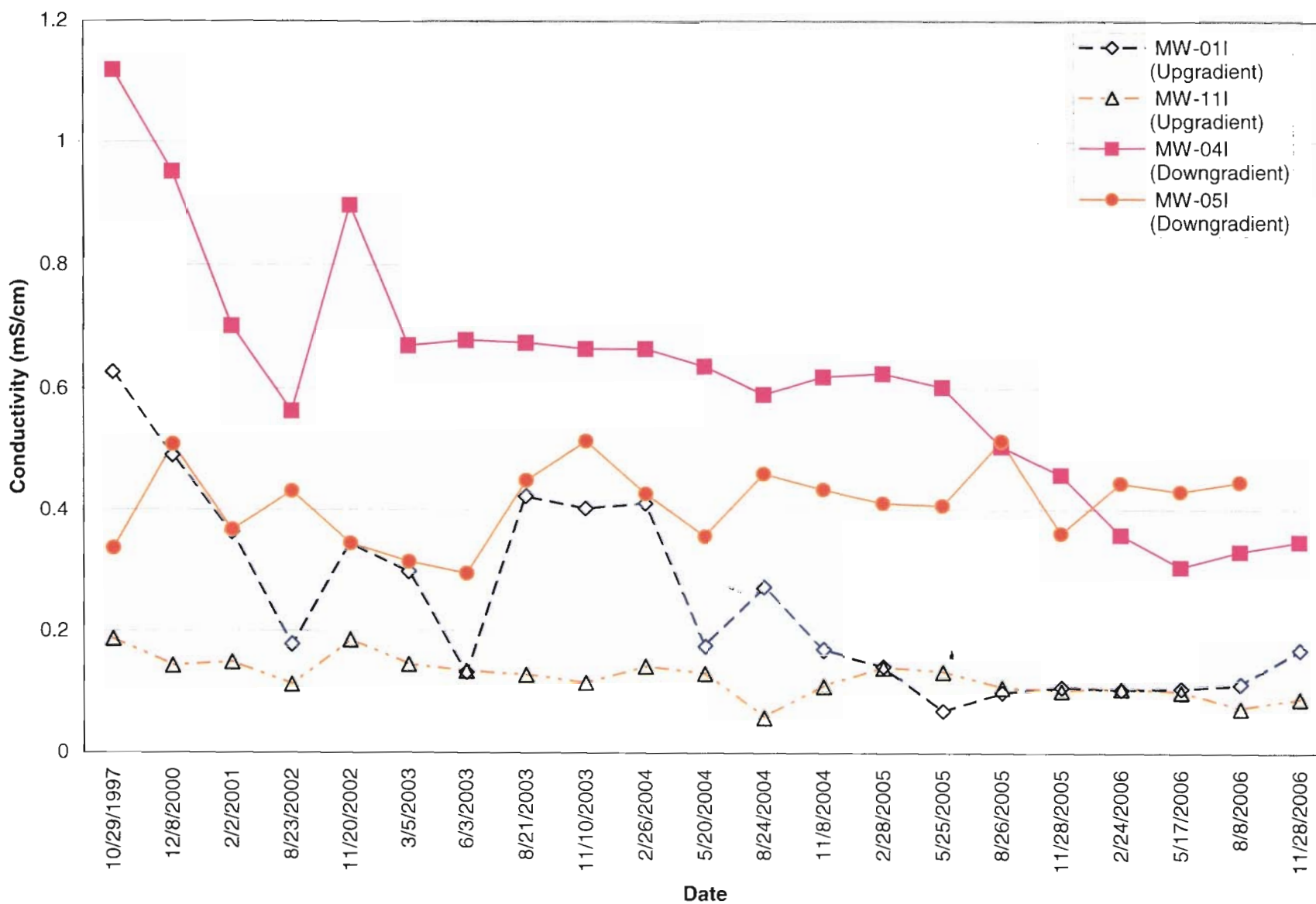
HISTORIC ALKALINITY RESULTS IN SELECTED SHALLOW WELLS



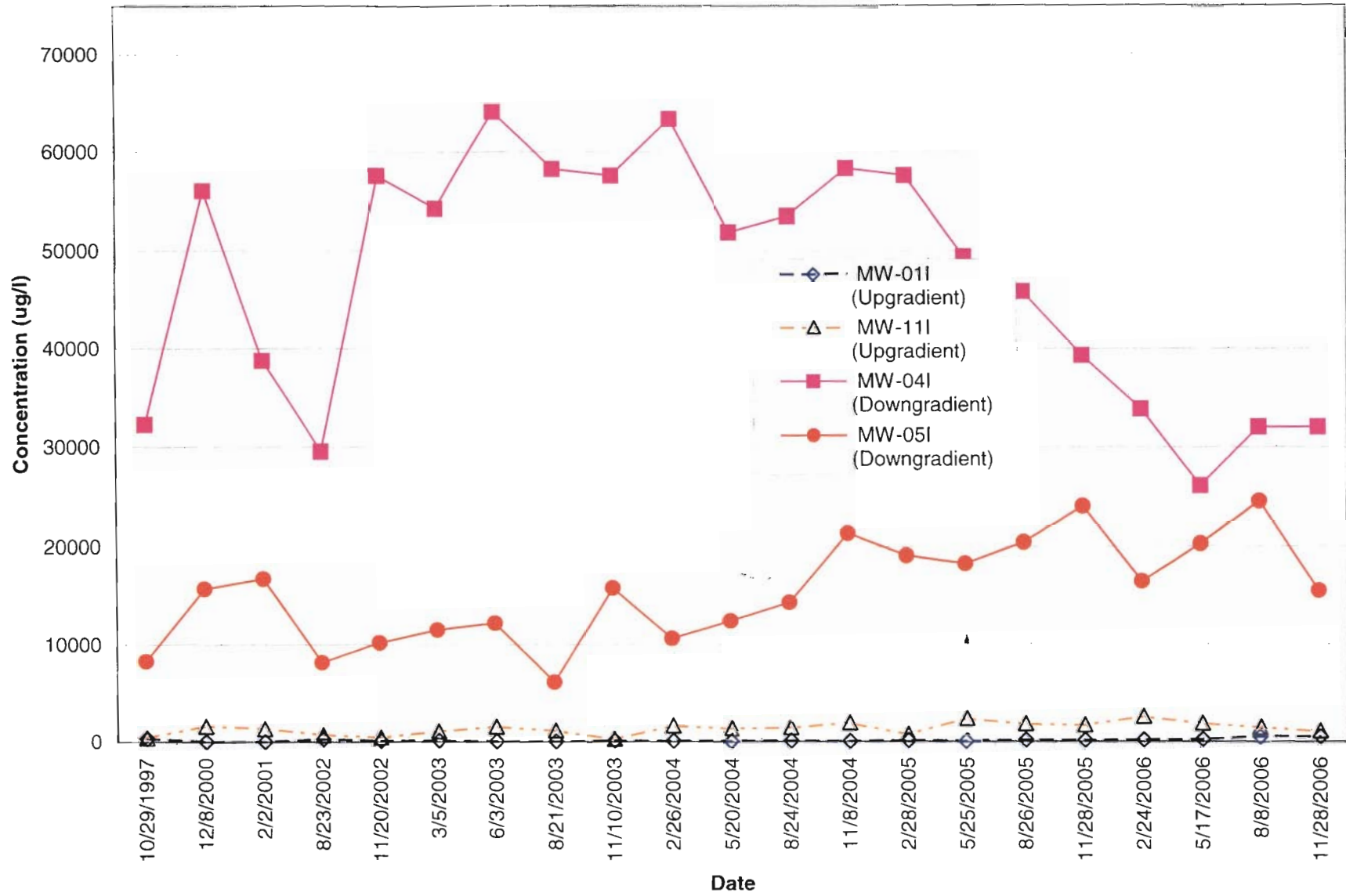
HISTORIC TOTAL DISSOLVED SOLID RESULTS IN SELECTED SHALLOW WELLS



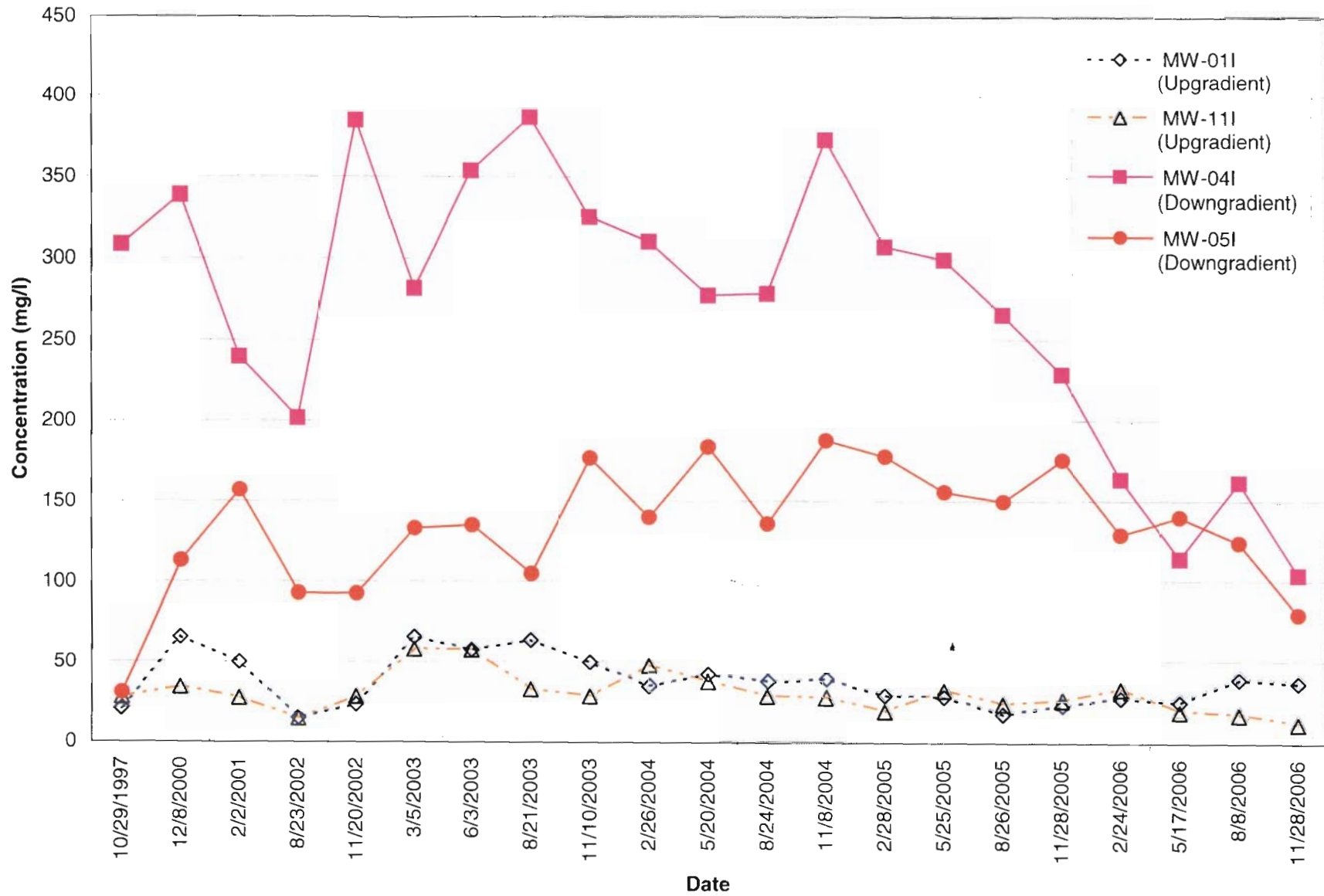
HISTORIC SPECIFIC CONDUCTIVITY RESULTS IN SELECTED INTERMEDIATE WELLS



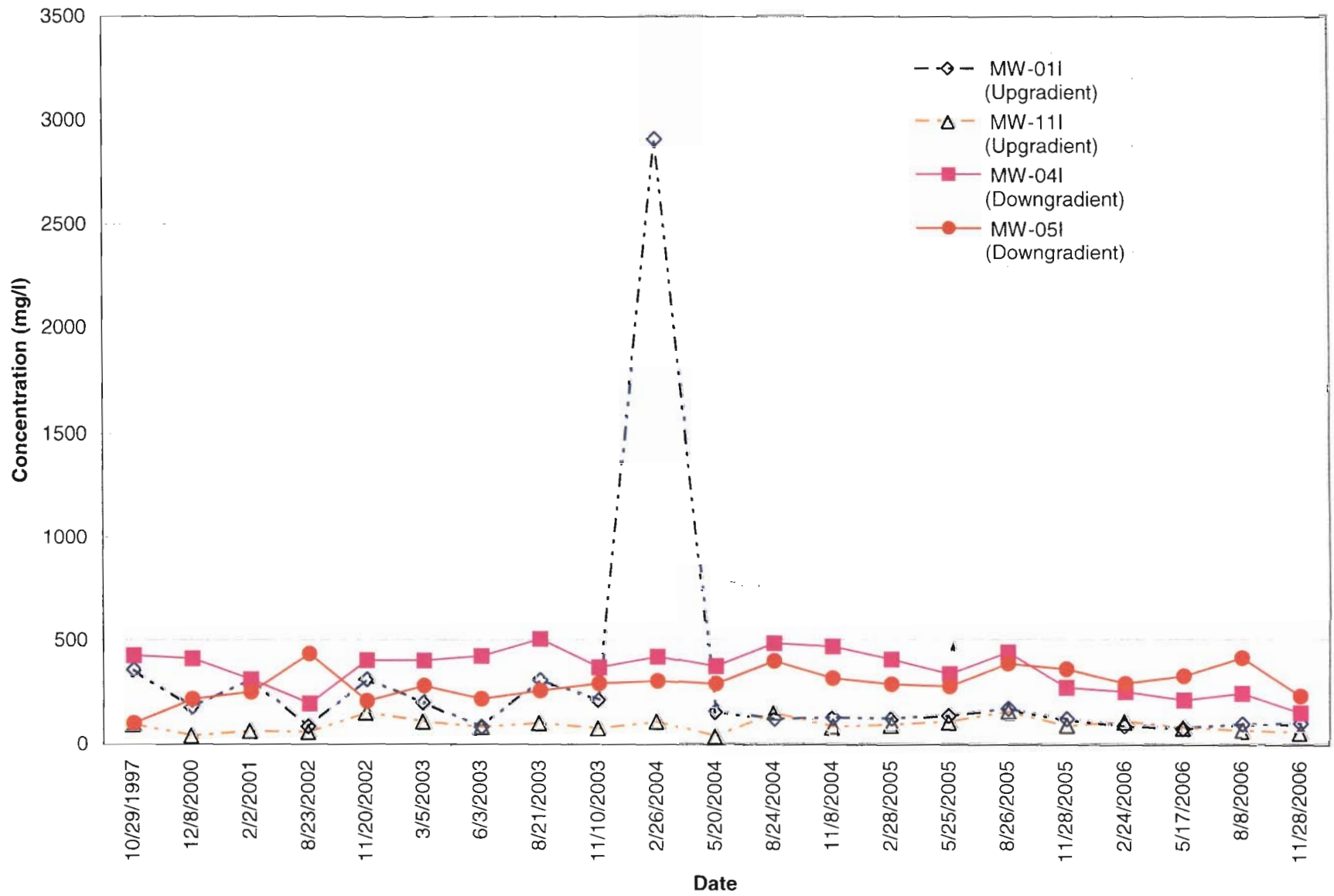
HISTORIC IRON + MANGANESE RESULTS IN SELECTED INTERMEDIATE WELLS



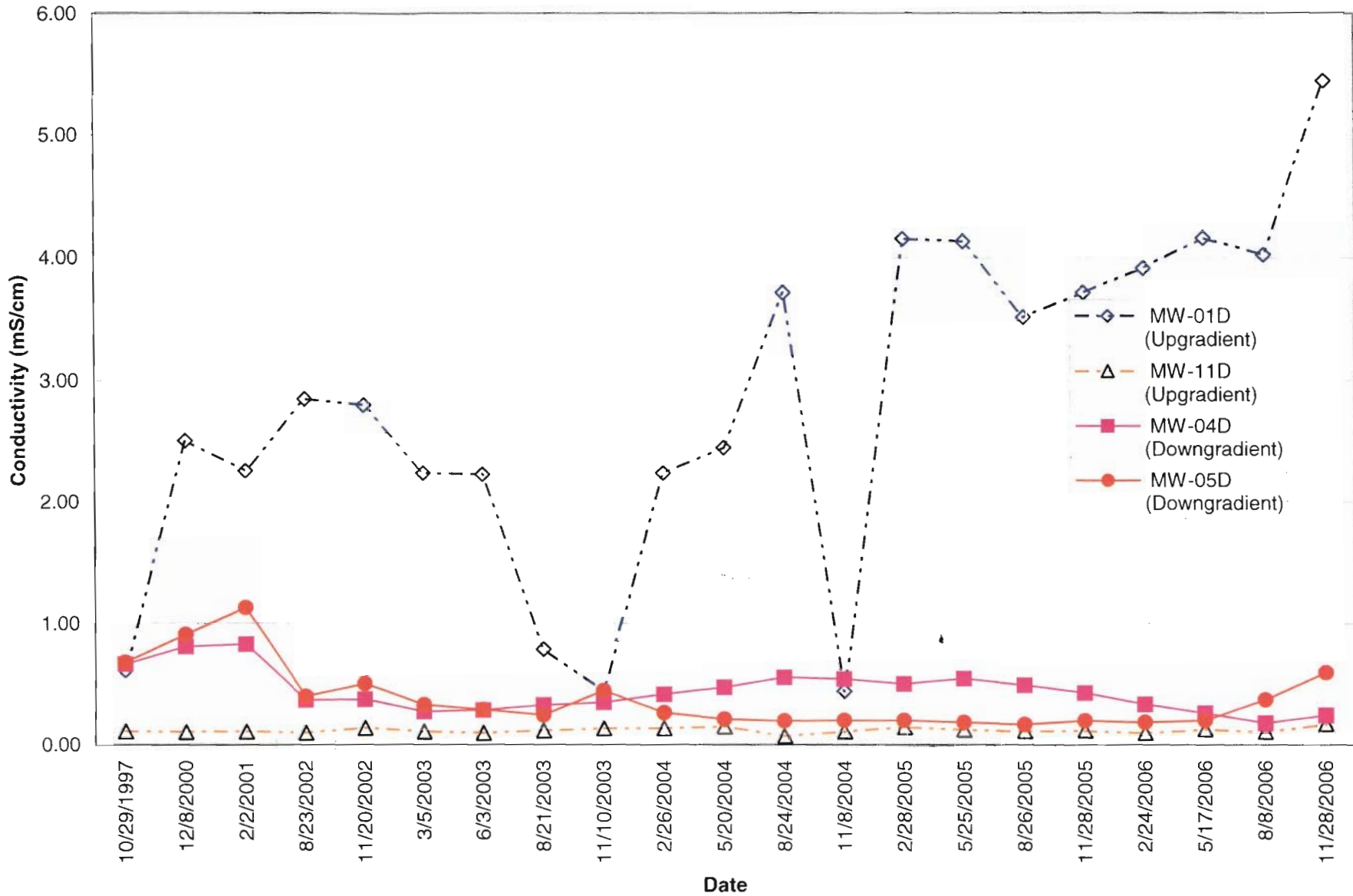
HISTORIC ALKALINITY RESULTS IN SELECTED INTERMEDIATE WELLS



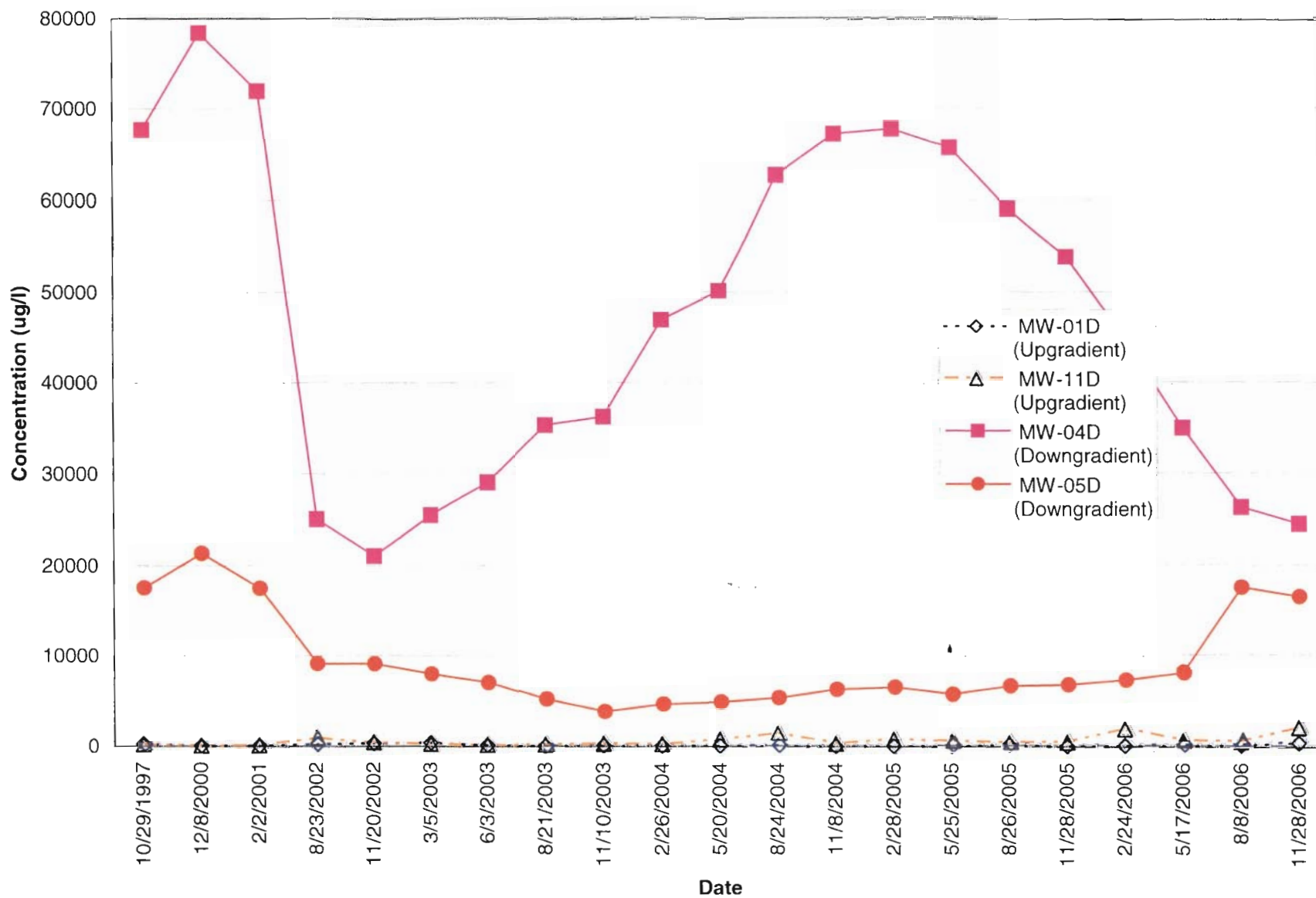
HISTORIC TOTAL DISSOLVED SOLID RESULTS IN SELECTED INTERMEDIATE WELLS



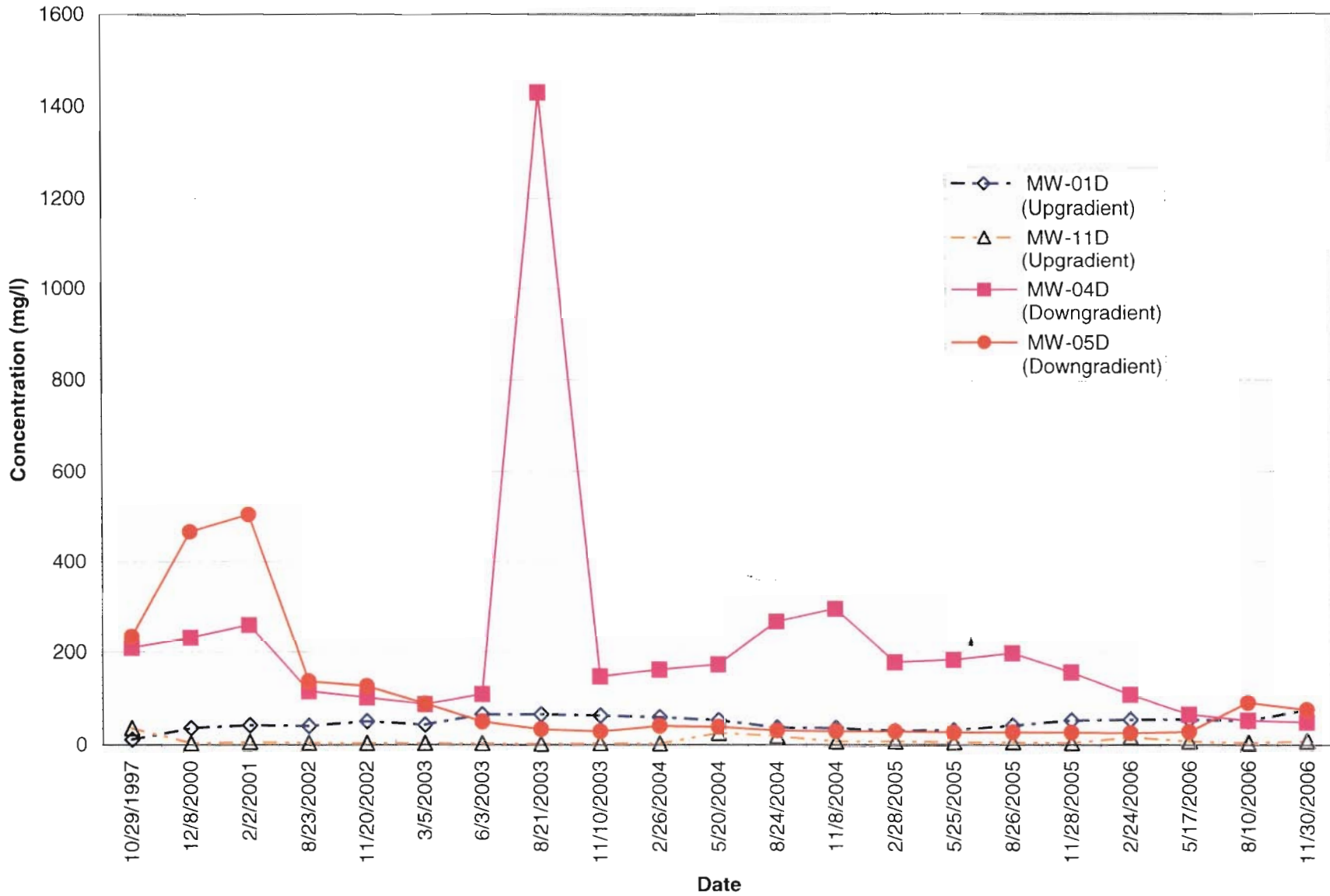
HISTORIC SPECIFIC CONDUCTIVITY RESULTS IN SELECTED DEEP WELLS



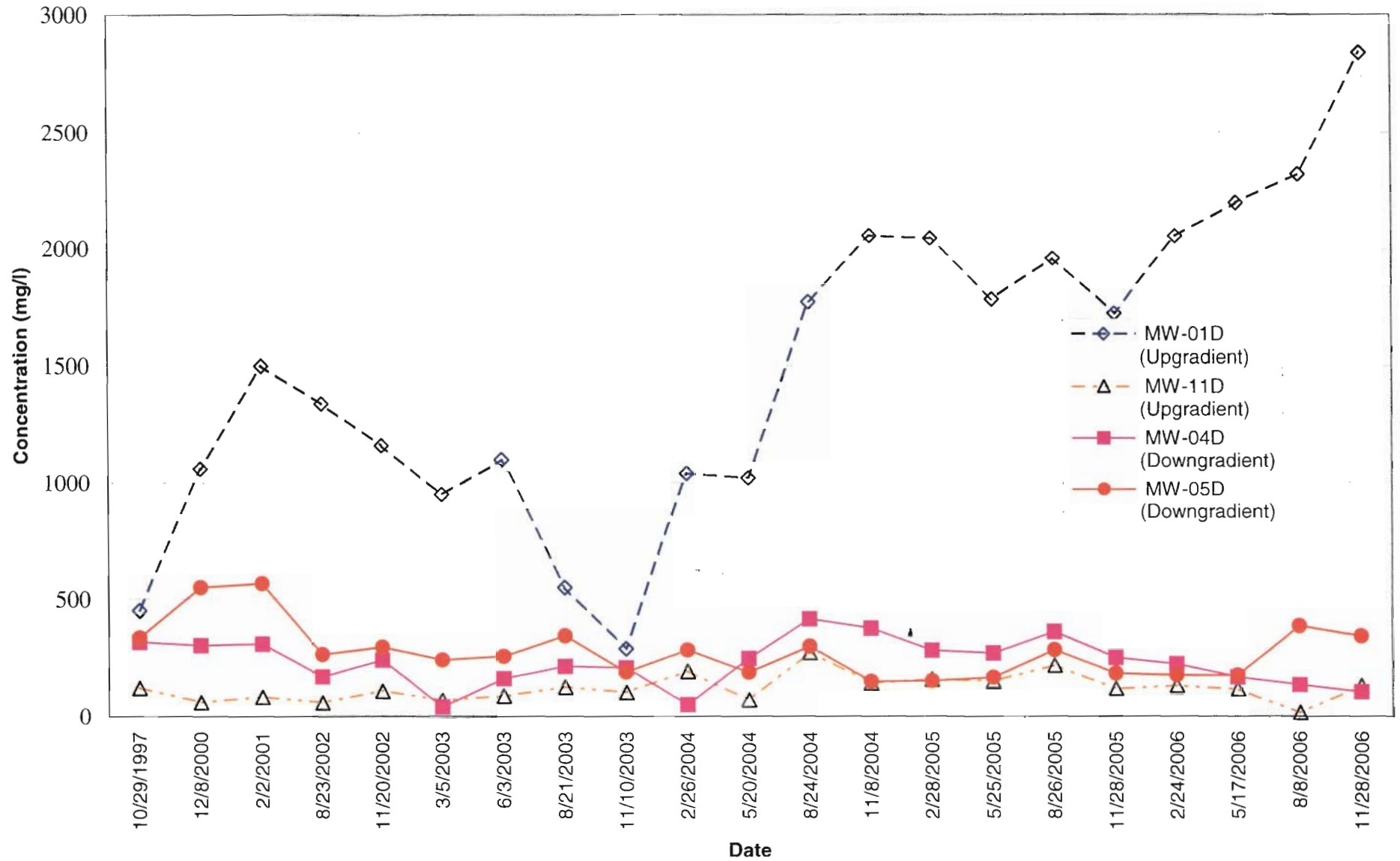
HISTORIC IRON + MANGANESE RESULTS IN SELECTED DEEP WELLS



HISTORIC ALKALINITY RESULTS IN SELECTED DEEP WELLS



HISTORIC TOTAL DISSOLVED SOLID RESULTS IN SELECTED DEEP WELLS



Appendix B



APPENDIX B-1

FIELD FORMS - FIELD OBSERVATION LOGS

**FIELD OBSERVATION LOG
GROUNDWATER SAMPLING RECORD**

SITE Sonia Road Landfill DATE 11/28/06

SAMPLE ID: MW-1S
 WELL ID: MW-1S
 SAMPLERS: Chris Morris Time On-site: 0955 Time Off-site: 1030
Paul Barusich 0955 1030

Depth of well (from top of casing) 28.18 ft Time: _____
 Initial static water level (from top of casing) 13.48 Time: _____

Purging Method Well Volume Calculation:
 Airlift _____ Centrifugal _____ 2 in. casing: _____ ft. of water x 0.16 = _____ gallons
 Bailer _____ Pos. Displ. _____ 3 in. casing: _____ ft. of water x 0.36 = _____ gallons
 Submersible X Ded. Pump _____ 4 in. casing: 14.7 Ft. of water x 0.65 = 9.56 gallons
 _____ = _____

volume of water removed: 48 gal. >3 volumes: yes X no _____ purged dry? yes _____ no X

Field Tests

Volume of Purge Water (in gallons)	pH	Temp (c°)	Spec. Cond. (ms/cm)	Turbidity (NTUs)	Dissolved Oxygen (mg/l)	Eh (mv)
Initial	6.51	17.28	0.854	7.1	0.22	28
6	6.63	17.30	0.940	0.0	0.0	-20
12	6.75	17.33	1.19	0.0	0.0	-45
18	6.86	17.37	1.23	0.0	0.0	-84
24	6.92	17.40	1.25	0.0	0.0	-98
30	6.97	17.40	1.25	0.0	0.0	-107
36	6.98	17.39	1.25	0.0	0.0	-111
42	7.00	17.39	1.25	0.0	0.0	-116
48	7.01	17.39	1.25	0.0	0.0	-118
Sample	6.67	16.09	1.24	0.0	0.0	-2

Sampling

Time of Sample Collection: 1025

Method: _____ Analyses: _____
 _____ Stainless steel bailer _____ VOCs 602 _____ 503 _____ Other _____
 _____ Teflon bailer _____ SVOCs _____
 _____ Pos. Disp. Pump _____ Metals _____
X Disposable bailer _____ PCB/Pest. _____
 _____ Dedicated pump _____ Physical _____
 Other: _____ X Other NYSDEC PART 360BASELINE

Observations

Weather/Temperature: 50s degrees F, overcast
 Sample description: Clear, colorless, no odor
 Free Product? yes _____ no X describe _____
 Sheen? yes _____ no X describe _____
 Odor? yes _____ no X describe _____

Comments:

3 GPM

**FIELD OBSERVATION LOG
GROUNDWATER SAMPLING RECORD**

SITE Sonia Road Landfill DATE 11/28/06

SAMPLE ID: MW-11
 WELL ID: MW-11
 SAMPLERS: Chris Morris Time On-site: 1050 Time Off-site: 1120
Paul Barusich 1050 1120

Depth of well (from top of casing) 78.63 ft Time: _____
 Initial static water level (from top of casing) 12.81 Time: _____

Purging Method Well Volume Calculation:
 Airlift _____ Centrifugal _____ 2 in. casing: _____ ft. of water x 0.16 = _____ gallons
 Bailer _____ Pos. Displ. _____ 3 in. casing: _____ ft. of water x 0.36 = _____ gallons
 Submersible X Ded. Pump _____ 4 in. casing: 65.82 ft. of water x 0.65 = 42.78 gallons

volume of water removed: 240 gal. >3 volumes: yes X no _____ purged dry? yes _____ no X

Field Tests

Volume of Purge Water (in gallons)	pH	Temp (c°)	Spec. Cond. (ms/cm)	Turbidity (NTUs)	Dissolved Oxygen (mg/l)	Eh (mv)
Initial	6.76	14.76	0.175	0.0		7
40	6.30	14.01	0.175	0.0	0.0	14
80	6.21	14.00	0.176	0.0	0.0	19
120	6.17	14.00	0.174	0.0	0.0	22
160	6.17	14.00	0.174	0.0	0.0	24
200	6.16	13.99	0.174	0.0	0.0	25
240	6.15	14.00	0.174	0.0	0.0	26
Sample	6.37	14.01	0.169	0.0	4.11	26

Sampling

Time of Sample Collection: 1115

Method: _____ Analyses: _____
 _____ Stainless steel bailer _____ VOCs 602 _____ 503 _____ Other _____
 _____ Teflon bailer _____ SVOCs _____
 _____ Pos. Disp. Pump _____ Metals _____
X Disposable bailer _____ PCB/Pest. _____
 _____ Dedicated pump _____ Physical _____
 Other: _____ X Other NYSDEC PART 360 BASELINE

Observations

Weather/Temperature: 50s degrees F, overcast
 Sample description: Clear, colorless, no odor
 Free Product? yes _____ no X describe _____
 Sheen? yes _____ no X describe _____
 Odor? yes _____ no X describe _____

Comments:

20 GPM

**FIELD OBSERVATION LOG
GROUNDWATER SAMPLING RECORD**

SITE Sonia Road Landfill DATE 11/28/06

SAMPLE ID: MW-1D
 WELL ID: MW-1D
 SAMPLERS: Chris Morris Time On-site: 1020 Time Off-site: 1055
Paul Barusich 1020 1055

Depth of well (from top of casing) 105.86 ft Time: _____
 Initial static water level (from top of casing) 11.98 ft Time: _____

Purging Method Centrifugal _____ Well Volume Calculation:
 Airlift _____ 2 in. casing: _____ ft. of water x 0.16 = _____ gallons
 Bailer _____ Pos. Displ. _____ 3 in. casing: _____ ft. of water x 0.36 = _____ gallons
 Submersible X Ded. Pump _____ 4 in. casing: 9388 ft. of water x 0.65 = 61.02 gallons

volume of water removed: 280 gal. >3 volumes: yes X no _____ purged dry? yes _____ no X

Field Tests

Volume of Purge Water (in gallons)	pH	Temp (c°)	Spec. Cond. (ms/cm)	Turbidity (NTUs)	Dissolved Oxygen (mg/l)	Eh (mv)
Initial	7.49	15.20	0.113	0.0	3.31	93
40	7.20	14.52	0.158	0.0	0.71	83
80	6.83	13.98	2.39	0.0	0.0	75
120	6.84	13.67	5.29	0.0	0.0	59
160	6.71	13.60	6.07	0.0	0.0	48
200	6.60	13.60	6.17	0.0	0.0	35
240	6.58	13.60	6.15	0.0	0.0	29
280	6.57	13.60	6.16	0.0	0.0	28
Sample	6.00	14.00	5.44	0.0	0.0	41

Sampling

Time of Sample Collection: 1045

Method: _____ Analyses: _____
 _____ Stainless steel bailer _____ VOCs 602 _____ 503 _____ Other _____
 _____ Teflon bailer _____ SVOCs _____
 _____ Pos. Disp. Pump _____ Metals _____
X Disposable bailer _____ PCB/Pest. _____
 _____ Dedicated pump _____ Physical _____
 Other: _____ X Other NYSDEC PART 360 BASELINE

Observations

Weather/Temperature: 50s degrees F, overcast
 Sample description: Clear, colorless, no odor
 Free Product? yes _____ no X describe _____
 Sheen? yes _____ no X describe _____
 Odor? yes _____ no X describe _____

Comments:

20 GPM

**FIELD OBSERVATION LOG
GROUNDWATER SAMPLING RECORD**

SITE Sonia Road Landfill DATE 11/30/06

SAMPLE ID: MW-2I
 WELL ID: MW-2I
 SAMPLERS: Chris Morris Time On-site: 1220 Time Off-site: 1310
Paul Barusich 1220 1310

Depth of well (from top of casing)..... 71.13 ft Time: _____
 Initial static water level (from top of casing)..... 26.60 ft Time: _____

Purging Method Well Volume Calculation:
 Airlift _____ Centrifugal _____ 2 in. casing: _____ ft. of water x 0.16 = _____ gallons
 Bailer _____ Pos. Displ. _____ 3 in. casing: _____ ft. of water x 0.36 = _____ gallons
 Submersible X Ded. Pump _____ 4 in. casing: 44.53 ft. of water x 0.65 = 28.95 gallons

volume of water removed: 160 gal. >3 volumes: yes X no _____ purged dry? yes _____ no X

Field Tests

Volume of Purge Water (in gallons)	pH	Temp (c°)	Spec. Cond. (ms/cm)	Turbidity (NTUs)	Dissolved Oxygen (mg/l)	Eh (mv)
Initial	5.51	19.64	0.201	2.2	6.05	76
40	5.97	15.29	0.273	24.3	0.00	60
80	6.08	15.05	0.290	18.7	0.00	55
120	6.17	15.02	0.292	6.9	0.00	53
160	6.16	15.02	0.293	5.9	0.00	52
Sample	6.40	16.32	0.265	11.2	2.47	47

Sampling

Time of Sample Collection: 1300

Method: _____ Analyses: _____
 _____ Stainless steel bailer _____ VOCs 602 _____ 503 _____ Other _____
 _____ Teflon bailer _____ SVOCs _____
 _____ Pos. Disp. Pump _____ Metals _____
X _____ Disposable bailer _____ PCB/Pest. _____
 _____ Dedicated pump _____ Physical _____
 Other: _____ X Other NYSDEC PART 360 BASELINE

Observations

Weather/Temperature: 50s F, overcast
 Sample description: Clear, colorless, no odor
 Free Product? yes _____ No X Describe _____
 Sheen? yes _____ No X describe _____
 Odor? yes _____ No X describe _____

Comments:

8 GPM
BD-1 Collected

**FIELD OBSERVATION LOG
GROUNDWATER SAMPLING RECORD**

SITE Sonia Road Landfill DATE 11/30/06

SAMPLE ID: MW-2D
 WELL ID: MW-2D
 SAMPLERS: Chris Morris Time On-site: 1140 Time Off-site: 1225
Pual Barusich 1140 1225

Depth of well (from top of casing) 116 ft Time: _____
 Initial static water level (from top of casing) 26.83 ft Time: _____

Purging Method
 Airlift _____ Centrifugal _____
 Bailer _____ Pos. Displ. _____
 Submersible X Ded. Pump _____

Well Volume Calculation:
 2 in. casing: _____ ft. of water x 0.16 = _____ gallons
 3 in. casing: _____ ft. of water x 0.36 = _____ gallons
 4 in. casing: 89.17 ft. of water x 0.65 = 57.96 gallons

volume of water removed:
280 gal. >3 volumes: yes X no _____ purged dry? yes _____ no X

Field Tests

Volume of Purge Water (in gallons)	pH	Temp (c°)	Spec. Cond. (ms/cm)	Turbidity (NTUs)	Dissolved Oxygen (mg/l)	Eh (mv)
Initial	6.66	16.03	0.099	1.2	11.23	-6
40	6.33	14.77	0.095	27.9	11.44	4
80	6.07	14.32	0.101	1.3	11.42	18
120	6.02	14.18	0.107	2.6	11.26	23
160	5.90	14.14	0.108	0.0	11.22	33
200	5.86	14.13	0.108	0.0	11.26	38
240	5.86	14.12	0.108	0.0	11.28	41
280	5.86	14.13	0.108	0.0	11.31	44
Sample	6.23	16.19	0.106	12.9	10.20	51

Sampling

Time of Sample Collection: 1215

Method: _____ Analyses: _____
 _____ Stainless steel bailer _____ VOCs 602 _____ 503 _____ Other _____
 _____ Teflon bailer _____ SVOCs _____
 _____ Pos. Disp. Pump _____ Metals _____
X Disposable bailer _____ PCB/Pest. _____
 _____ Dedicated pump _____ Physical _____
 Other: _____ X Other NYSDEC PART 360 BASELINE

Observations

Weather/Temperature: 50s F, overcast
 Sample description: Clear, colorless, no odor
 Free Product? yes _____ No X Describe _____
 Sheen? yes _____ No X describe _____
 Odor? yes _____ No X describe _____

Comments:

20 GPM
MS/MSD Collected

**FIELD OBSERVATION LOG
GROUNDWATER SAMPLING RECORD**

SITE Sonia Road Landfill DATE 11/29/06

SAMPLE ID: MW-3S
WELL ID: MW-3S
SAMPLERS: Chris Morris Time On-site: 1200 Time Off-site: 1300
Paul Barusich 1200 1300

Depth of well (from top of casing) 31.60 ft Time: _____
Initial static water level (from top of casing) 20.15 ft Time: _____

Purging Method Well Volume Calculation:
Airlift _____ Centrifugal _____ 2 in. casing: _____ ft. of water x 0.16 = _____ gallons
Bailer _____ Pos. Displ. _____ 3 in. casing: _____ ft. of water x 0.36 = _____ gallons
Submersible X Ded. Pump _____ 4 in. casing: 11.45 ft. of water x 0.65 = 7.44 gallons

volume of water removed: 40 gal. >3 volumes: yes X no _____ purged dry? yes _____ no X

Field Tests

Volume of Purge Water (in gallons)	pH	Temp (c°)	Spec. Cond. (ms/cm)	Turbidity (NTUs)	Dissolved Oxygen (mg/l)	Eh (mv)
Initial	6.82	18.15	0.705	0.0	5.81	2
8	7.15	18.41	0.719	0.0	9.01	-61
16	7.19	18.69	0.732	0.0	9.20	-81
24	7.28	18.90	0.736	0.0	9.24	-91
32	7.28	18.79	0.735	0.0	9.31	-96
40	7.27	18.80	0.735	0.0	9.37	-97
Sample	7.32	18.51	0.730	9.8	9.27	-96

Sampling

Time of Sample Collection: 1245

Method: _____ Analyses: _____
Stainless steel bailer _____ VOCs 602 _____ 503 _____ Other _____
Teflon bailer _____ SVOCs _____
Pos. Disp. Pump _____ Metals _____
X Disposable bailer _____ PCB/Pest. _____
Dedicated pump _____ Physical _____
Other: _____ X Other NYSDEC PART 360 BASELINE

Observations

Weather/Temperature: 50s degrees F, sunny
Sample description: Slightly turbid, light brown, no odor
Free Product? yes _____ No X describe _____
Sheen? yes _____ No X describe _____
Odor? yes _____ No X describe _____

Comments:

2 GPM

**FIELD OBSERVATION LOG
GROUNDWATER SAMPLING RECORD**

SITE Sonia Road Landfill DATE 11/30/06

SAMPLE ID: MW-4S
 WELL ID: MW-4S Time On-site: _____ Time Off-site: _____
 SAMPLERS: Chris Morris 1000 _____ 1040 _____
Paul Barusch 1000 _____ 1040 _____

Depth of well (from top of casing) 33.70 ft Time: _____
 Initial static water level (from top of casing) 21.84 ft Time: _____

Purging Method Well Volume Calculation:
 Airlift _____ Centrifugal _____ 2 in. casing: _____ ft. of water x 0.16 = _____ gallons
 Bailer _____ Pos. Displ. _____ 3 in. casing: _____ ft. of water x 0.36 = _____ gallons
 Submersible X Ded. Pump _____ 4 in. casing: 11.86 ft. of water x 0.65 = 7.71 gallons

volume of water removed:
40 gal. >3 volumes: yes X no _____ purged dry? yes _____ no X

Field Tests

Volume of Purge Water (in gallons)	pH	Temp (c°)	Spec. Cond. (ms/cm)	Turbidity (NTUs)	Dissolved Oxygen (mg/l)	Eh (mv)
Initial	6.71	16.94	1.15	6.1	1.65	27
10	6.68	16.89	1.15	4.0	0.00	55
20	6.73	16.88	1.16	3.1	0.00	76
30	6.74	16.88	1.16	1.0	0.00	83
40	6.75	16.88	1.16	1.0	0.00	89
Sample	6.88	16.68	0.935	6.9	1.40	

Sampling

Time of Sample Collection: 1030

Method: Analyses:
 _____ Stainless steel bailer _____ VOCs 602 _____ 503 _____ Other _____
 _____ Teflon bailer _____ SVOCs
 _____ Pos. Disp. Pump _____ Metals
X Disposable bailer _____ PCB/Pest.
 _____ Dedicated pump _____ Physical
 Other: _____ X Other NYSDEC PART 360 BASELINE

Observations

Weather/Temperature: 50sF, overcast
 Sample description: Clear, colorless, no odor
 Free Product? yes _____ No X Describe _____
 Sheen? yes _____ No X describe _____
 Odor? yes _____ No X describe _____

Comments:

2.5 GPM

**FIELD OBSERVATION LOG
GROUNDWATER SAMPLING RECORD**

SITE Sonia Road Landfill DATE 11/30/06

SAMPLE ID: MW-4I
WELL ID: MW-4I
SAMPLERS: Chris Morris Time On-site: 1035 Time Off-site: 1120
Paul Barusich 1035 1120

Depth of well (from top of casing) 71.30 ft Time: _____
Initial static water level (from top of casing) 20.11 ft Time: _____

Purging Method Well Volume Calculation:
Airlift _____ Centrifugal _____ 2 in. casing: _____ ft. of water x 0.16 = _____ gallons
Bailer _____ Pos. Displ. _____ 3 in. casing: _____ ft. of water x 0.36 = _____ gallons
Submersible X Ded. Pump _____ 4 in. casing: 51.19 ft. of water x 0.65 = 33.27 gallons

volume of water removed: 160 gal. >3 volumes: yes X no _____ purged dry? yes _____ no X

Field Tests

Volume of Purge Water (in gallons)	pH	Temp (c°)	Spec. Cond. (ms/cm)	Turbidity (NTUs)	Dissolved Oxygen (mg/l)	Eh (mv)
Initial	7.35	17.57	0.248	21.0	6.92	89
40	6.97	15.95	0.290	9.1	0.00	89
80	6.91	15.59	0.356	5.0	0.00	96
120	6.93	15.57	0.351	5.1	0.00	101
160	6.94	15.57	0.351	6.0	0.00	105
Sample	7.13	15.48	0.348	3.3	3.01	109

Sampling

Time of Sample Collection: 1115

Method: _____ Analyses: _____
_____ Stainless steel bailer _____ VOCs 602 _____ 503 _____ Other _____
_____ Teflon bailer _____ SVOCs _____
_____ Pos. Disp. Pump _____ Metals _____
X Disposable bailer _____ PCB/Pest. _____
_____ Dedicated pump _____ Physical _____
Other: _____ X Other NYSDEC PART 360 BASELINE

Observations

Weather/Temperature: 50s F, overcast
Sample description: Slightly turbid, light brown, no odor
Free Product? yes _____ No X describe _____
Sheen? yes _____ No X describe _____
Odor? yes _____ No X describe _____

Comments:

8 GPM

**FIELD OBSERVATION LOG
GROUNDWATER SAMPLING RECORD**

SITE Sonia Road Landfill DATE 11/30/06

SAMPLE ID: MW-4D
 WELL ID: MW-4D
 SAMPLERS: Chris Morris Time On-site: 1100 Time Off-site: 1135
Paul Barusich 1100 1135

Depth of well (from top of casing) 114.10 ft Time: _____
 Initial static water level (from top of casing) 19.75 ft Time: _____

Purging Method Well Volume Calculation:
 Airlift _____ Centrifugal _____ 2 in. casing: _____ ft. of water x 0.16 = _____ gallons
 Bailer _____ Pos. Displ. _____ 3 in. casing: _____ ft. of water x 0.36 = _____ gallons
 Submersible X Ded. Pump _____ 4 in. casing: 94.34 ft. of water x 0.65 = 62.26 gallons

volume of water removed:
300 gal. >3 volumes: yes X no _____ purged dry? yes _____ no X

Field Tests

Volume of Purge Water (in gallons)	pH	Temp (c°)	Spec. Cond. (ms/cm)	Turbidity (NTUs)	Dissolved Oxygen (mg/l)	Eh (mv)
Initial	7.00	16.01	0.255	24.3	0.17	-108
60	7.07	14.76	0.252	0.120	0.00	-115
120	7.23	14.51	0.257	0.0	0.00	-141
180	7.25	14.51	0.259	0.0	0.00	-144
240	7.23	14.51	0.259	0.0	0.00	-147
300	7.24	14.50	0.258	0.0	0.00	-150
Sample	7.14	15.11	0.246	21.0	6.13	-73

Sampling

Time of Sample Collection: 1130

Method: _____ Analyses: _____
 _____ Stainless steel bailer _____ VOCs 602 _____ 503 _____ Other _____
 _____ Teflon bailer _____ SVOCs _____
 _____ Pos. Disp. Pump _____ Metals _____
X Disposable bailer _____ PCB/Pest. _____
 _____ Dedicated pump _____ Physical _____
 Other: _____ X Other NYSDEC PART 360 BASELINE

Observations

Weather/Temperature: 50s F, overcast
 Sample description: Somewhat turbid, light brown, no odor
 Free Product? yes _____ No X describe _____
 Sheen? yes _____ No X describe _____
 Odor? yes _____ No X describe _____

Comments:

20 GPM

**FIELD OBSERVATION LOG
GROUNDWATER SAMPLING RECORD**

SITE Sonia Road Landfill DATE 11/30/06

SAMPLE ID: MW-5S
WELL ID: MW-5S
SAMPLERS: Chris Morris Time On-site: 0820 Time Off-site: 0905
Paul Barusich 0820 0905

Depth of well (from top of casing) 33.20 ft Time: _____
Initial static water level (from top of casing) 20.55 ft Time: _____

Purging Method Well Volume Calculation:
Airlift _____ Centrifugal _____ 2 in. casing: _____ ft. of water x 0.16 = _____ gallons
Bailer _____ Pos. Displ. _____ 3 in. casing: _____ ft. of water x 0.36 = _____ gallons
Submersible X Ded. Pump _____ 4 in. casing: 1265 ft. of water x 0.65 = 8.22 gallons

volume of water removed: 54 gal. >3 volumes: yes X no _____ purged dry? yes _____ no X

Field Tests

Volume of Purge Water (in gallons)	pH	Temp (c°)	Spec. Cond. (ms/cm)	Turbidity (NTUs)	Dissolved Oxygen (mg/l)	Eh (mv)
Initial	6.35	18.66	0.941	25.9	3.14	38
9	6.60	18.78	0.969	22.6	1.94	42
18	6.71	19.41	1.16	0.0	0.0	68
27	6.85	19.52	1.16	0.0	4.01	82
36	6.87	19.55	0.993	0.0	4.09	88
45	6.89	19.52	0.997	0.0	4.10	89
54	6.88	19.57	0.999	0.0	4.01	91
Sample	6.96	19.31	1.13	0.0	4.31	91

Sampling

Time of Sample Collection: 0855

Method: Analyses:
____ Stainless steel bailer _____ VOCs 602 _____ 503 _____ Other _____
____ Teflon bailer _____ SVOCs _____
____ Pos. Disp. Pump _____ Metals _____
X Disposable bailer _____ PCB/Pest. _____
____ Dedicated pump _____ Physical _____
Other: X Other NYSDEC PART 360 BASELINE

Observations

Weather/Temperature: 50s F, overcast
Sample description: Clear, colorless, no odor
Free Product? yes _____ No X describe _____
Sheen? yes _____ No X describe _____
Odor? yes _____ No X describe _____

Comments:

3 GPM

**FIELD OBSERVATION LOG
GROUNDWATER SAMPLING RECORD**

SITE Sonia Road Landfill DATE 11/30/06

SAMPLE ID: MW-5I
 WELL ID: MW-5I
 SAMPLERS: Chris Morris Time On-site: 0855 Time Off-site: 0935
Paul Barusich 0855 0935

Depth of well (from top of casing) 115.70 ft Time: _____
 Initial static water level (from top of casing) 20.52 ft Time: _____

Purging Method Well Volume Calculation:
 Airlift _____ Centrifugal _____ 2 in. casing: _____ ft. of water x 0.16 = _____ gallons
 Bailer _____ Pos. Displ. _____ 3 in. casing: _____ ft. of water x 0.36 = _____ gallons
 Submersible X Ded. Pump _____ 4 in. casing: 49.68 ft. of water x 0.65 = 32.29 gallons

volume of water removed: 240 gal. >3 volumes: yes X no _____ purged dry? yes _____ no X

Field Tests

Volume of Purge Water (in gallons)	pH	Temp (c°)	Spec. Cond. (ms/cm)	Turbidity (NTUs)	Dissolved Oxygen (mg/l)	Eh (mv)
Initial	7.28	18.74	0.434	40.6	3.21	-114
40	7.28	15.77	0.460	14.2	3.98	-106
80	7.29	15.14	0.465	5.0	3.90	-100
120	7.28	15.00	0.455	0.0	4.59	-95
160	7.27	14.95	0.454	0.0	4.00	-94
200	7.23	14.93	0.451	0.0	4.01	-94
240	7.23	14.92	0.450	0.0	4.11	-93
Sample	7.21	15.30	0.477	22.1	4.46	-92

Sampling

Time of Sample Collection: 0925

Method: _____ Analyses: _____
 _____ Stainless steel bailer _____ VOCs 602 _____ 503 _____ Other _____
 _____ Teflon bailer _____ SVOCs _____
 _____ Pos. Disp. Pump _____ Metals _____
X Disposable bailer _____ PCB/Pest. _____
 _____ Dedicated pump _____ Physical _____
 Other: _____ X Other NYSDEC PART 360BASELINE

Observations

Weather/Temperature: 50s F, overcast
 Sample description: Slightly turbid, clear, no odor
 Free Product? yes _____ No X describe _____
 Sheen? yes _____ No X describe _____
 Odor? yes _____ No X describe _____

Comments:

20 GPM

**FIELD OBSERVATION LOG
GROUNDWATER SAMPLING RECORD**

SITE Sonia Road Landfill DATE 11/30/06

SAMPLE ID: MW-5D
 WELL ID: MW-5D
 SAMPLERS: Chris Morris Time On-site: 0750 Time Off-site: 0830
Paul Barusich 0750 0830

Depth of well (from top of casing) 115.70 ft Time: _____
 Initial static water level (from top of casing) 20.59 ft Time: _____

Purging Method: Airlift _____ Centrifugal _____ Well Volume Calculation:
 Bailer _____ Pos. Displ. _____ 2 in. casing: _____ ft. of water x 0.16 = _____ gallons
 Submersible X Ded. Pump _____ 3 in. casing: _____ ft. of water x 0.36 = _____ gallons
 4 in. casing: 95.11 ft. of water x 0.65 = 61.82 gallons

volume of water removed: 360 gal. >3 volumes: yes X no _____ purged dry? yes _____ no X

Field Tests

Volume of Purge Water (in gallons)	pH	Temp (c°)	Spec. Cond. (ms/cm)	Turbidity (NTUs)	Dissolved Oxygen (mg/l)	Eh (mv)
Initial	5.93	15.90	0.594	0.0	7.00	160
60	6.30	14.14	0.602	0.0	6.11	157
120	6.43	13.99	0.596	0.0	6.21	157
180	6.27	13.95	0.590	0.0	4.90	157
240	6.28	13.95	0.582	0.0	4.99	158
300	6.28	13.95	0.578	0.0	4.97	156
360	6.29	13.94	0.578	0.0	5.00	153
Sample	6.35	15.01	0.596	0.0	4.77	98

Sampling

Time of Sample Collection: 082

Method: _____ Stainless steel bailer Analyses: _____ VOCs 602 _____ 503 _____ Other _____
 _____ Teflon bailer _____ SVOCs
 _____ Pos. Disp. Pump _____ Metals
X Disposable bailer _____ PCB/Pest.
 _____ Dedicated pump _____ Physical
 Other: _____ X Other NYSDEC PART 360 BASELINE

Observations

Weather/Temperature: Upper 50s F, overcast
 Sample description: Clear, colorless, no odor
 Free Product? yes _____ no X describe _____
 Sheen? yes _____ no X describe _____
 Odor? yes _____ no X describe _____

Comments:

20 GPM

**FIELD OBSERVATION LOG
GROUNDWATER SAMPLING RECORD**

SITE Sonia Road Landfill DATE 12/1/06

SAMPLE ID: MW-6S
 WELL ID: MW-6S
 SAMPLERS: Chris Morris Time On-site: 0920 Time Off-site: 1010
Paul Barusich 0920 1010

Depth of well (from top of casing) 37.90 ft Time: _____
 Initial static water level (from top of casing) 24.53 ft Time: _____

Purging Method Well Volume Calculation:
 Airlift _____ Centrifugal _____ 2 in. casing: _____ ft. of water x 0.16 = _____ gallons
 Bailer _____ Pos. Displ. _____ 3 in. casing: _____ ft. of water x 0.36 = _____ gallons
 Submersible X Ded. Pump _____ 4 in. casing: 13.37 ft. of water x 0.65 = 8.69 gallons

volume of water removed: 42 gal. >3 volumes: yes X no _____ purged dry? yes _____ no X

Field Tests

Volume of Purge Water (in gallons)	pH	Temp (c°)	Spec. Cond. (ms/cm)	Turbidity (NTUs)	Dissolved Oxygen (mg/l)	Eh (mv)
Initial	6.85	23.59	0.835	18.1	0.31	72
6	6.97	22.48	0.838	0.0	0.00	-99
12	7.02	22.46	0.832	0.0	0.00	-104
18	7.05	22.44	0.829	0.0	0.00	-117
24	7.04	22.45	0.830	0.0	0.00	-120
30	7.05	22.46	0.833	0.0	0.00	-124
36	7.05	22.45	0.830	0.0	0.00	-125
42	7.04	22.44	0.832	0.0	0.00	-126
Sample	7.09	21.87	0.793	8.8	0.50	-108

Sampling

Time of Sample Collection: 1000

Method: _____ Analyses: _____
 _____ Stainless steel bailer _____ VOCs 602 _____ 503 _____ Other _____
 _____ Teflon bailer _____ SVOCs _____
 _____ Pos. Disp. Pump _____ Metals _____
X Disposable bailer _____ PCB/Pest. _____
 _____ Dedicated pump _____ Physical _____
 Other: _____ X Other NYSDEC PART 360 BASELINE

Observations

Weather/Temperature: 50s F, overcast
 Sample description: Clear, colorless, slight sulfur odor
 Free Product? yes _____ No X describe _____
 Sheen? yes _____ No X describe _____
 Odor? yes X No _____ describe Slight sulfur odor

Comments:

3 GPM

**FIELD OBSERVATION LOG
GROUNDWATER SAMPLING RECORD**

SITE Sonia Road Landfill DATE 12/1/06

SAMPLE ID: MW-6I
 WELL ID: MW-6I
 SAMPLERS: Chris Morris Time On-site: 0810 Time Off-site: 0850
Paul Barusich 0810 0850

Depth of well (from top of casing) 76.40 ft Time: _____
 Initial static water level (from top of casing) 24.63 ft Time: _____

Purging Method Well Volume Calculation:
 Airlift _____ Centrifugal _____ 2 in. casing: _____ ft. of water x 0.16 = _____ gallons
 Bailer _____ Pos. Displ. _____ 3 in. casing: _____ ft. of water x 0.36 = _____ gallons
 Submersible X Ded. Pump _____ 4 in. casing: 51.77 ft. of water x 0.65 = 33.65 gallons

volume of water removed: 160 gal. >3 volumes: yes X no _____ purged dry? yes _____ no X

Field Tests

Volume of Purge Water (in gallons)	pH	Temp (c°)	Spec. Cond. (ms/cm)	Turbidity (NTUs)	Dissolved Oxygen (mg/l)	Eh (mv)
Initial	6.12	19.98	0.297	0.0	2.01	161
40	6.24	16.59	0.318	0.0	0.00	156
80	6.32	16.24	0.328	0.0	0.00	111
120	6.37	16.25	0.328	0.0	0.00	84
160	6.38	16.24	0.329	0.0	0.00	65
Sample	6.69	16.71	0.317	0.0	5.11	16

Sampling

Time of Sample Collection: 0845

Method: _____ Analyses: _____
 _____ Stainless steel bailer _____ VOCs 602 _____ 503 _____ Other _____
 _____ Teflon bailer _____ SVOCs _____
 _____ Pos. Disp. Pump _____ Metals _____
X Disposable bailer _____ PCB/Pest. _____
 _____ Dedicated pump _____ Physical _____
 Other: _____ X Other NYSDEC PART 360 BASELINE

Observations

Weather/Temperature: 50s F, overcast
 Sample description: Clear, colorless, no odor
 Free Product? yes _____ No X describe _____
 Sheen? yes _____ No X describe _____
 Odor? yes _____ No X describe _____

Comments:

8 GPM
BD-2 Collected

**FIELD OBSERVATION LOG
GROUNDWATER SAMPLING RECORD**

SITE Sonia Road Landfill DATE 12/1/06

SAMPLE ID: MW-6D
WELL ID: MW-6D
SAMPLERS: Chris Morris Time On-site: 0850 Time Off-site: 0920
Paul Barusich 0850 0920

Depth of well (from top of casing) 117.1 ft Time: _____
Initial static water level (from top of casing) 25.13 ft Time: _____

Purging Method Well Volume Calculation:
Airlift _____ Centrifugal _____ 2 in. casing: _____ ft. of water x 0.16 = _____ gallons
Bailer _____ Pos. Displ. _____ 3 in. casing: _____ ft. of water x 0.36 = _____ gallons
Submersible X Ded. Pump _____ 4 in. casing: 91.97 ft. of water x 0.65 = 59.78 gallons

volume of water removed: 280 gal. >3 volumes: yes X no _____ purged dry? yes _____ no X

Field Tests

Volume of Purge Water (in gallons)	pH	Temp (c°)	Spec. Cond. (ms/cm)	Turbidity (NTUs)	Dissolved Oxygen (mg/l)	Eh (mv)
Initial	6.43	16.63	0.131	0.0	2.11	37
40	6.26	15.41	0.131	0.0	0.00	42
80	6.09	14.95	0.148	0.0	0.00	44
120	6.17	14.92	0.148	0.0	0.00	43
160	6.18	14.90	0.149	0.0	0.00	40
200	6.19	14.90	0.149	0.0	0.00	39
240	6.20	14.90	0.150	0.0	0.00	37
280	6.21	14.90	0.151	0.0	0.00	36
Sample	6.62	15.35	0.147	0.0	3.01	19

Sampling

Time of Sample Collection: 0915

Method: _____ Analyses: _____
_____ Stainless steel bailer _____ VOCs 602 _____ 503 _____ Other _____
_____ Teflon bailer _____ SVOCs _____
_____ Pos. Disp. Pump _____ Metals _____
X Disposable bailer _____ PCB/Pest. _____
_____ Dedicated pump _____ Physical _____
Other: _____ X Other NYSDEC PART 360 BASELINE

Observations

Weather/Temperature: 50s F, overcast
Sample description: Clear, colorless, no odor to a slight sulfur odor
Free Product? yes _____ No X describe _____
Sheen? yes _____ No X describe _____
Odor? yes X No _____ describe Slight sulfur odor

Comments:

20 GPM

**FIELD OBSERVATION LOG
GROUNDWATER SAMPLING RECORD**

SITE Sonia Road Landfill DATE 11/28/06

SAMPLE ID: MW-71
WELL ID: MW-71
SAMPLERS: Chris Morris Time On-site: 1200 Time Off-site: 1300
Paul Barusich 1200 1300

Depth of well (from top of casing) 74.20 ft Time: _____
Initial static water level (from top of casing) 22.46 ft Time: _____

Purging Method Well Volume Calculation:
Airlift _____ Centrifugal _____ 2 in. casing: _____ ft. of water x 0.16 = _____ gallons
Bailer _____ Pos. Displ. _____ 3 in. casing: _____ ft. of water x 0.36 = _____ gallons
Submersible X Ded. Pump _____ 4 in. casing: 51.74 ft. of water x 0.65 = 33.63 gallons

volume of water removed: 200 gal. >3 volumes: yes X no _____ purged dry? yes _____ no X

Field Tests

Volume of Purge Water (in gallons)	pH	Temp (c°)	Spec. Cond. (ms/cm)	Turbidity (NTUs)	Dissolved Oxygen (mg/l)	Eh (mv)
Initial	7.39	18.39	0.210	0.0	0.00	9
40	6.06	15.26	0.271	0.0	0.00	53
80	5.87	15.12	0.282	0.0	0.00	66
120	5.87	15.13	0.283	0.0	0.00	68
160	5.88	15.13	0.284	0.0	0.00	70
200	5.90	15.11	0.288	0.0	0.00	73
Sample	6.41	15.42	0.278	0.0	0.00	83

Sampling

Time of Sample Collection: 1245

Method: _____ Analyses: _____
Stainless steel bailer _____ VOCs 602 _____ 503 _____ Other _____
Teflon bailer _____ SVOCs _____
Pos. Disp. Pump _____ Metals _____
X Disposable bailer _____ PCB/Pest. _____
Dedicated pump _____ Physical _____
Other: _____ X Other NYSDEC PART 360 BASELINE

Observations

Weather/Temperature: 60s - 70s degrees F, sunny
Sample description: Clear, colorless, no odor
Free Product? yes _____ No X Describe _____
Sheen? yes _____ No X describe _____
Odor? yes _____ No X describe _____

Comments:

8 GPM
MS/MSD collected.

**FIELD OBSERVATION LOG
GROUNDWATER SAMPLING RECORD**

SITE Sonia Road Landfill DATE 11/29/06

SAMPLE ID: MW-11S
WELL ID: MW-11S
SAMPLERS: Chris Morris Time On-site: 1005 Time Off-site: 1050
Paul Barusich 1005 1050

Depth of well (from top of casing) 19.60 ft Time: _____
Initial static water level (from top of casing) 5.56 ft Time: _____

Purging Method Well Volume Calculation:
Airlift _____ Centrifugal _____ 2 in. casing: _____ ft. of water x 0.16 = _____ gallons
Bailer _____ Pos. Displ. _____ 3 in. casing: _____ ft. of water x 0.36 = _____ gallons
Submersible X Ded. Pump _____ 4 in. casing: 14.04 ft. of water x 0.65 = 9.13 gallons

volume of water removed: 54 gal. >3 volumes: yes X no _____ purged dry? yes _____ no X

Field Tests

Volume of Purge Water (in gallons)	pH	Temp (c°)	Spec. Cond. (ms/cm)	Turbidity (NTUs)	Dissolved Oxygen (mg/l)	Eh (mv)
Initial	5.91	14.93	0.474	0.0	5.46	165
9	6.77	15.35	0.493	0.0	4.80	151
18	7.08	15.44	0.501	0.0	4.49	137
27	7.13	15.47	0.503	0.0	4.61	134
36	7.13	15.43	0.510	0.0	4.62	133
45	7.21	15.48	0.513	0.0	4.71	129
54	7.24	15.44	0.511	0.0	4.77	126
Sample	7.57	15.14	0.487	0.0	4.81	118

Sampling

Time of Sample Collection: 1045

Method: Analyses:
____ Stainless steel bailer _____ VOCs 602 _____ 503 _____ Other _____
____ Teflon bailer _____ SVOCs
____ Pos. Disp. Pump _____ Metals
X Disposable bailer _____ PCB/Pest.
____ Dedicated pump _____ Physical
Other: _____ X Other NYSDEC PART 360 BASELINE

Observations

Weather/Temperature: 50s degrees F, mostly sunny
Sample description: Clear, colorless, no odor
Free Product? yes _____ No X Describe _____
Sheen? yes _____ No X describe _____
Odor? yes _____ No X describe _____

Comments:

3 GPM

**FIELD OBSERVATION LOG
GROUNDWATER SAMPLING RECORD**

SITE Sonia Road Landfill DATE 11/29/06

SAMPLE ID: MW-111
WELL ID: MW-111
SAMPLERS: Chris Morris Time On-site: 1045 Time Off-site: 1115
Paul Barusich 1045 1115

Depth of well (from top of casing) 71.30 ft Time: _____
Initial static water level (from top of casing) 6.09 ft Time: _____

Purging Method Well Volume Calculation:
Airlift _____ Centrifugal _____ 2 in. casing: _____ ft. of water x 0.16 = _____ gallons
Bailer _____ Pos. Displ. _____ 3 in. casing: _____ ft. of water x 0.36 = _____ gallons
Submersible X Ded. Pump _____ 4 in. casing: 65.21 ft. of water x 0.65 = 42.39 gallons

volume of water removed: 240 gal. >3 volumes: yes X no _____ purged dry? yes _____ no X

Field Tests

Volume of Purge Water (in gallons)	pH	Temp (c°)	Spec. Cond. (ms/cm)	Turbidity (NTUs)	Dissolved Oxygen (mg/l)	Eh (mv)
Initial	8.49	14.29	0.093	0.0	9.01	95
40	7.93	13.99	0.089	0.0	7.11	102
80	7.49	14.02	0.087	0.0	7.01	111
120	7.31	13.95	0.087	0.0	7.03	118
160	7.27	13.95	0.087	0.0	7.03	120
200	7.13	13.96	0.086	0.0	10.10	124
240	7.15	13.95	0.087	0.0	9.89	127
Sample	7.18	13.84	0.090	0.0	9.39	130

Sampling

Time of Sample Collection: 1110

Method: _____ Analyses: _____
Stainless steel bailer _____ VOCs 602 _____ 503 _____ Other _____
_____ Teflon bailer _____ SVOCs _____
_____ Pos. Disp. Pump _____ Metals _____
X Disposable bailer _____ PCB/Pest. _____
_____ Dedicated pump _____ Physical _____
Other: _____ X Other NYSDEC PART 360 bASELINE

Observations

Weather/Temperature: 50s degrees F, mostly sunny
Sample description: Clear, colorless, no odor
Free Product? yes _____ No X Describe _____
Sheen? yes _____ No X describe _____
Odor? yes _____ No X describe _____

Comments:

20 GPM

**FIELD OBSERVATION LOG
GROUNDWATER SAMPLING RECORD**

SITE Sonia Road Landfill DATE 11/29/06

SAMPLE ID: MW-11D
WELL ID: MW-11D
SAMPLERS: Chris Morris Time On-site: 0940 Time Off-site: 1005
Paul Barusich 0940 1005

Depth of well (from top of casing) 94.20 ft Time: _____
Initial static water level (from top of casing) 5.63 ft Time: _____

Purging Method Well Volume Calculation:
Airlift _____ Centrifugal _____ 2 in. casing: _____ ft. of water x 0.16 = _____ gallons
Bailer _____ Pos. Displ. _____ 3 in. casing: _____ ft. of water x 0.36 = _____ gallons
Submersible X Ded. Pump _____ 4 in. casing: 88.57 ft. of water x 0.65 = 57.57 gallons

volume of water removed: 280 gal. >3 volumes: yes X no _____ purged dry? yes _____ no X

Field Tests

Volume of Purge Water (in gallons)	pH	Temp (c°)	Spec. Cond. (ms/cm)	Turbidity (NTUs)	Dissolved Oxygen (mg/l)	Eh (mv)
Initial	7.08	15.11	0.202	97.1	10.01	142
40	6.77	14.26	0.185	71.9	9.01	145
80	6.50	13.78	0.163	41.8	9.61	155
120	6.09	13.69	0.170	58.9	9.43	164
160	5.90	13.65	0.172	30.9	9.38	171
200	5.76	13.61	0.169	2.0	9.23	174
240	5.57	13.59	0.169	0.0	9.30	181
280	5.50	13.60	0.169	0.0	9.35	183
Sample	5.73	13.29	0.172	42.3	9.41	179

Sampling

Time of Sample Collection: 1000

Method: _____ Analyses: _____
Stainless steel bailer _____ VOCs 602 _____ 503 _____ Other _____
_____ Teflon bailer _____ SVOCs _____
_____ Pos. Disp. Pump _____ Metals _____
X Disposable bailer _____ PCB/Pest. _____
_____ Dedicated pump _____ Physical _____
Other: _____ X Other NYSDEC PART 360 BASELINE

Observations

Weather/Temperature: 50s degrees F, mostly sunny
Sample description: Clear, colorless, no odor
Free Product? yes _____ No X Describe _____
Sheen? yes _____ No X describe _____
Odor? yes _____ No X describe _____

Comments:

20 GPM

**FIELD OBSERVATION LOG
GROUNDWATER SAMPLING RECORD**

SITE Sonia Road Landfill DATE 11/29/06

SAMPLE ID: MW-12S
 WELL ID: MW-12S
 SAMPLERS: Chris Morris Time On-site: 0820 Time Off-site: 0910
Paul Barusich 0820 0910

Depth of well (from top of casing) 18.4 ft Time: _____
 Initial static water level (from top of casing) 5.79 ft Time: _____

Purging Method Well Volume Calculation:
 Airlift _____ Centrifugal _____ 2 in. casing: _____ ft. of water x 0.16 = _____ gallons
 Bailer _____ Pos. Displ. _____ 3 in. casing: _____ ft. of water x 0.36 = _____ gallons
 Submersible X Ded. Pump _____ 4 in. casing: 12.61 ft. of water x 0.65 = 8.19 gallons

volume of water removed:
54 gal. >3 volumes: yes X no _____ purged dry? yes _____ no X

Field Tests

Volume of Purge Water (in gallons)	pH	Temp (c°)	Spec. Cond. (ms/cm)	Turbidity (NTUs)	Dissolved Oxygen (mg/l)	Eh (mv)
Initial	5.81	15.40	0.323	0.0	5.79	175
9	6.53	15.97	0.322	0.0	5.70	162
18	6.72	16.13	0.327	0.0	5.33	155
27	7.12	15.92	0.317	0.0	5.70	145
36	7.12	16.18	0.315	0.0	9.71	144
45	7.01	16.26	0.323	0.0	6.51	143
54	7.04	16.28	0.322	0.0	6.60	139
Sample	7.09	15.71	0.330	0.0	2.99	130

Sampling

Time of Sample Collection: 0900

Method: Analyses:
 _____ Stainless steel bailer _____ VOCs 602 _____ 503 _____ Other _____
 _____ Teflon bailer _____ SVOCs
 _____ Pos. Disp. Pump _____ Metals
X Disposable bailer _____ PCB/Pest.
 _____ Dedicated pump _____ Physical
 Other: _____ X Other NYSDEC PART 360 BASELINE

Observations

Weather/Temperature: 50s degrees F, mostly sunny
 Sample description: Clear, colorless, no odor
 Free Product? yes _____ No X Describe _____
 Sheen? yes _____ No X describe _____
 Odor? yes _____ No X describe _____

Comments:

3 GPM

**FIELD OBSERVATION LOG
GROUNDWATER SAMPLING RECORD**

SITE Sonia Road Landfill DATE 11/29/06

SAMPLE ID: MW-12I
 WELL ID: MW-12I
 SAMPLERS: Chris Morris Time On-site: 0900 Time Off-site: 0935
Paul Barusich 0900 0935

Depth of well (from top of casing) 69.9 ft Time: _____
 Initial static water level (from top of casing) 5.92 ft Time: _____

Purging Method Well Volume Calculation:
 Airlift _____ Centrifugal _____ 2 in. casing: _____ ft. of water x 0.16 = _____ gallons
 Bailer _____ Pos. Displ. _____ 3 in. casing: _____ ft. of water x 0.36 = _____ gallons
 Submersible X Ded. Pump _____ 4 in. casing: 63.98 ft. of water x 0.65 = 41.59 gallons

volume of water removed:
240 gal. >3 volumes: yes X no _____ purged dry? yes _____ no X

Field Tests

Volume of Purge Water (in gallons)	pH	Temp (c°)	Spec. Cond. (ms/cm)	Turbidity (NTUs)	Dissolved Oxygen (mg/l)	Eh (mv)
Initial	7.18	15.91	0.183	0.0	3.71	129
40	6.90	14.43	0.191	0.0	5.51	134
80	6.83	14.10	0.192	0.0	5.39	137
120	6.66	14.06	0.192	0.0	3.99	140
160	6.58	14.09	0.190	0.0	4.99	143
200	6.55	14.07	0.191	0.0	4.87	145
240	6.47	14.05	0.190	0.0	4.50	148
Sample	6.80	13.70	0.190	0.0	10.01	146

Sampling

Time of Sample Collection: 0930

Method: _____ Analyses: _____
 _____ Stainless steel bailer _____ VOCs 602 _____ 503 _____ Other _____
 _____ Teflon bailer _____ SVOCs _____
 _____ Pos. Disp. Pump _____ Metals _____
X Disposable bailer _____ PCB/Pest. _____
 _____ Dedicated pump _____ Physical _____
 Other: _____ X Other NYSDEC PART 360 BASELINE

Observations

Weather/Temperature: 50s degrees F, mostly sunny
 Sample description: Clear, colorless, no odor
 Free Product? yes _____ No X Describe _____
 Sheen? yes _____ No X describe _____
 Odor? yes _____ No X describe _____

Comments:

20 GPM

**FIELD OBSERVATION LOG
GROUNDWATER SAMPLING RECORD**

SITE Sonia Road Landfill DATE 11/29/06

SAMPLE ID: MW-12D
 WELL ID: MW-12D
 SAMPLERS: Chris Morris Time On-site: 0750 Time Off-site: 0830
Paul Barusich 0750 0830

Depth of well (from top of casing) 98 ft Time: _____
 Initial static water level (from top of casing) 5.62 ft Time: _____

Purging Method Well Volume Calculation:
 Airlift _____ Centrifugal _____ 2 in. casing: _____ ft. of water x 0.16 = _____ gallons
 Bailer _____ Pos. Displ. _____ 3 in. casing: _____ ft. of water x 0.36 = _____ gallons
 Submersible X Ded. Pump _____ 4 in. casing: 92.38 ft. of water x 0.65 = 60.05 gallons

volume of water removed: 240 gal. >3 volumes: yes X no _____ purged dry? yes _____ no X

Field Tests

Volume of Purge Water (in gallons)	pH	Temp (c°)	Spec. Cond. (ms/cm)	Turbidity (NTUs)	Dissolved Oxygen (mg/l)	Eh (mv)
Initial	5.23	14.98	0.162	0.0	9.48	196
40	5.60	14.21	0.094	0.0	8.51	182
80	5.68	14.07	0.096	0.0	8.00	180
120	5.85	13.94	0.093	0.0	8.42	178
160	5.82	14.00	0.093	0.0	7.41	177
200	5.84	13.97	0.092	0.0	7.49	175
240	5.87	13.98	0.094	0.0	7.41	176
Sample	6.10	13.45	0.092	0.0	7.40	175

Sampling

Time of Sample Collection: 0820

Method: Analyses:
 _____ Stainless steel bailer _____ VOCs 602 _____ 503 _____ Other _____
 _____ Teflon bailer _____ SVOCs
 _____ Pos. Disp. Pump _____ Metals
X Disposable bailer _____ PCB/Pest.
 _____ Dedicated pump _____ Physical
 Other: X Other NYSDEC PART 360 BASELINE

Observations

Weather/Temperature: 50s degrees F, mostly sunny
 Sample description: Clear, colorless, no odor
 Free Product? yes _____ No X Describe _____
 Sheen? yes _____ No X describe _____
 Odor? yes _____ No X describe _____

Comments:

20 GPM

APPENDIX B-2

FIELD FORMS - DAILY EQUIPMENT CALIBRATION LOGS

DAILY EQUIPMENT CALIBRATION LOG

Project Name: Sonia Road Landfill

Project Number: 2023-18A

Calibrated by: Chris Morris / Paul Barusich

Instrument Name and Model Number	Calibration Method	Time	Readings and Observations
Horiba water meter U-22	Buffer 4.0 solution	7:40 am	Cal ok
Serial # 928021015	Autocal		
Solinist Water level Meter	Battery test	7:40 am	Ok
Serial # 1355			
Neotronics multigas meter	factory calibrated 3/22/05	-	Ok
serial # 105703501			
MiniRae 2000 PID	100 ppm isobutylene	7:30 am	Cal ok
Serial # 110 - 011334			

DAILY EQUIPMENT CALIBRATION LOG

Project Name: Sonia Road Landfill

Project Number: 2023-18A

Calibrated by: Chris Morris/
Paul Barusich

Instrument Name and Model Number	Calibration Method	Time	Readings and Observations
Horiba water meter U-22	Buffer 4.0 solution	7:30 am	Cal ok
Serial # 928021015	Autocal		
Solinist Water level Meter	Battery test	7:30 am	Ok
Serial # 1355			

DAILY EQUIPMENT CALIBRATION LOG

Project Name: Sonia Road Landfill

Project Number: 2023-18A

Calibrated by: Chris Morris/
Paul Barusich

Instrument Name and Model Number	Calibration Method	Time	Readings and Observations
Horiba water meter U-22	Buffer 4.0 solution	7:30 am	Cal ok
Serial # 928021015	Autocal		
Solinist Water level Meter	Battery test	7:30 am	Ok
Serial # 1355			

DAILY EQUIPMENT CALIBRATION LOG


Project Name: Sonia Road Landfill

Project Number: 2023-18A

Calibrated by: Chris Morris/
Paul Barusich


Instrument Name and Model Number	Calibration Method	Time	Readings and Observations
Horiba water meter U-22	Buffer 4.0 solution	7:30 am	Cal ok
Serial # 928021015	Autocal		
Solinist Water level Meter	Battery test	7:30 am	Ok
Serial # 1355			

Appendix C



APPENDIX C

CHAIN-OF-CUSTODY FORMS



Date	Description	Particulars	Debit	Credit	Balance						
1925	Jan 1	Balance									
	Feb 1	Sales									
	Mar 1	Expenses									
	Apr 1	Sales									
	May 1	Expenses									
	Total										

1925

1925

Appendix D

11

APPENDIX D

DATA VALIDATION FORMS

DATA VALIDATION – ORGANICS

Site Name: Sonia Rd Landfill

Laboratory Name: H2M

Reviewer: R. Petrella *RP*

Date of Review: 1/05/07

I. Data Deliverable Requirements

- A. Legible Yes
- B. Paginated Yes
- C. Arranged in order Yes
- D. Consistent dates Yes
- E. Case Narrative Yes
- F. Chain-of-Custody Record Yes
- G. Sample Data Complete Yes
- H. Standard Date Complete Yes
- I. Raw QC Data Complete Yes

Comments: IRS049 & IRS050

22 wells, 2 FB, 2 MS/MSD's and 2 duplicates were collected and analyzed for Baseline parameters, 4 trip blanks were collected and analyzed for VOCs

Blind dup#1 is a duplicate of MW-02I, Blind dup#2 is a duplicate of MW-06D

All results were for the blind dups and their associated sample were comparable.

Samples MW-7I and MW-2D were utilized as the MS and MSD

DATA VALIDATION – ORGANICS

Site Name: Sonia Rd Landfill Laboratory Name: H2M

Reviewer: R.Petrella Date of Review: 1/05/07

II. Holding Times

<u>Sample I.D.</u>	<u>Date Received</u>	<u>Date Extracted</u>	<u>Date Analyzed</u>	<u>Holding Time Exceeded?</u>
MW-11D	11/29/06		12/01/06	No
MW-11I	11/29/06		11/30/06	No
MW-11S	11/29/06		12/01/06	No
MW-12D	11/29/06		12/01/06	No
MW-12I	11/29/06		12/01/06	No
MW-12S	11/29/06		12/01/06	No
TB#1	11/28/06		11/29/06	No
MW-01D	11/28/06		11/29/06	No
MW-01I	11/28/06		11/29/06	No
MW-01S	11/28/06		11/29/06	No
MW-02D*	11/30/06		12/1/06	No
MW-02I	11/30/06		12/2/06	No
MW-07I*	11/28/06		11/29/06	No
BD#1	11/30/06		12/1/06	No
FB#1	11/29/06		11/29/06	No
TB#2	11/29/06		12/01/06	No
MW-06D	12/01/06		12/6/06	No
MW-06I	12/01/06		12/6/06	No
MW-06S	12/01/06		12/6/06	No
MW-04D	11/30/06		12/6/06	No
MW-04I	11/30/06		12/4/06	No
MW-04S	11/30/06		12/4/06	No
TB#3	11/30/06		12/6/06	No
MW-03S	11/29/06		11/30/06	No

DATA VALIDATION – ORGANICS

MW-05D	11/30/06	12/4/06	No
MW-05I	11/30/06	12/4/06	No
MW-05S	11/30/06	12/6/06	No
FB#2	11/30/06	12/1/06	No
BD#2	12/01/06	12/6/06	No
TB#4	12/01/06	12/6/06	No

* Sample
utilized as the
MS/MSD

DATA VALIDATION – ORGANICS

Site Name: Sonia Rd Landfill

Laboratory Name: H2M

Reviewer: R.Petrella

Date of Review: 1/05/07

Fraction: VOA

III. Tune Summary

Tune File I.D. Number	Acceptable ?	Comments
1. F26838	YES	INITIAL
2. F27196	YES	SAMPLES
3. F27217	YES	SAMPLES
4. F27235	YES	SAMPLES
5. F27253	YES	SAMPLES
6. F27262	YES	SAMPLES
7.		
8.		
9.		
10.		

DATA VALIDATION – ORGANICS

Site Name: Sonia Rd Landfill Laboratory Name: H2M

Reviewer: R.Petrella Date of Review: 1/05/07

Fraction: VOA

IV. Initial Calibration Summary (GC/MS)

Date of Calibration: 10/23/06

A. Standard Data Files

Standard 1 ID: <u>F26839</u>	Conc: <u>10</u>
Standard 2 ID: <u>F26840</u>	Conc: <u>20</u>
Standard 3 ID: <u>F26841</u>	Conc: <u>50</u>
Standard 4 ID: <u>F26842</u>	Conc: <u>100</u>
Standard 5 ID: <u>F26843</u>	Conc: <u>200</u>

B. 1. All SPCC met Criteria ?

Yes

2. Calculate a SPCC average RRF

Comments: _____

DATA VALIDATION – ORGANICS

Site Name: Sonia Rd Landfill

Laboratory
Name: H2M

Reviewer: R.Petrella

Date of Review: 1/05/07

Fraction: VOA

Date of Calibration: 10/23/06

IV. Initial Calibration Summary (continued)

2. All CCC met Criteria ?

Yes

Comments: _____

Calculate a CCC % RSD

C. 1. Was the tune for the initial calibration acceptable ?

Yes

2. Was the calibration conducted within 12 hours of the tune

Yes

Comments: _____

D. Overall assessment of the initial calibration:
(list the associated samples)

Initial Calibration ok

DATA VALIDATION – ORGANICS

Site Name: Sonia Rd Landfill Laboratory Name: H2M

Reviewer: R.Petrella Date of Review: 1/05/07

Fraction: VOA

VI. Continuing Calibration Summary (GC/MS)

Date of Initial Calibration: 10/23/06

Date of Continuing Calibration: 11/29, 12/1, 12/4, 12/5, 12/6

File ID: F27197,
F27218,
F27236,
F27255,
F27264

A. 1. All SPCC met criteria ?

Yes

Calculate a SPCC RRF

Comments: _____

2. All CCC met criteria ?

Yes

Calculate a CCC % D

Comments: Protocol allows up to 4 compounds to have a %D >25% if <40%

B. Overall assessment of Continuing Calibration
(list associated samples)

DATA VALIDATION – ORGANICS

DATA VALIDATION – ORGANICS

Site Name: Sonia Rd Landfill Laboratory Name: H2M

Reviewer: R.Petrella Date of Review: 1/05/07

Fraction: voa

VIII. Internal Standard Area Summary (GC/MS)

Were all internal standard peak areas within the contract limits ?

Yes

If No, please note below

<u>Sample</u>	<u>Internal Standard Outside Limits</u>	<u>Amount Above Contract Requirement</u>	<u>Comments</u>
---------------	---	--	-----------------

DATA VALIDATION – ORGANICS

Site Name: Sonia Rd Landfill Laboratory Name: H2M

Reviewer: R.Petrella Date of Review: 1/05/07

Fraction: VOA

IX. Blank Summary

Date/Time of Analysis: _____ File ID: _____

<u>Compound</u>	<u>Concentration</u>	<u>≤ CROL</u>	<u>Comments</u>
-----------------	----------------------	---------------	-----------------

List the samples associated with this method blank.

Method blanks were clean

TB-1 contained chloroform at 6 ug/l, TB11/30 contained methylene chloride at 2 ug/l and chloroform at 4 ug/l

FB-1 contained chloroform at 4 ug/l, FB-2 contained chloroform at 2 ug/l

The compounds listed above were not detected in the samples and therefore qualification of the data was not required.

DATA VALIDATION – ORGANICS

Site Name: Sonia Rd Landfill

Laboratory Name: H2M

Reviewer: R.Petrella

Date of Review: 1/05/07

Fraction: VOA

X. Surrogate Recovery Summary

Were all surrogate recoveries within the contract limits ?

Yes

If No, please note below.

<u>Sample</u>	<u>Surrogate Compound Outside Recovery Limits</u>	<u>Amount Above Contract Requirement</u>	<u>Comments</u>
---------------	---	--	-----------------

DATA VALIDATION – ORGANICS

Site Name: Sonia Rd Landfill Laboratory Name: H2M

Reviewer: R.Petrella Date of Review: 1/05/07

Fraction: VOA

XI. Matrix Spike/Matrix Spike Duplication Summary

Sample ID: MW-7I, MW-02D Matrix: WATER

Did the MS/MSD recovery data meet the contract recommended requirements ?

Yes

If No, please note below.

MW-07I recovery of chlorobenzene was slightly above limits in both the MS and MSD,
RPD's ok

MW-02D

RECOVERY OG 6 OF THE SPIKING COMPOUNDS WERE SLIGHTLY ABOVE LIMITS,
ALL RPDS WERE WITHIN LIMITS, QUALIFICATION OF DATA NOT REQUIRED.

DATA VALIDATION – METALS

Site Name: Sonia Rd Landfill Laboratory Name: H2M

Reviewer: R.Petrella Date of Review: 1/05/07

I. Holding times

<u>Sample</u>	<u>Date Received</u>	<u>Date Digested</u>	<u>Date Analyzed</u>	<u>Holding Time Exceeded?</u>
MW-11D	11/29/06		11/06-12/06	No
MW-11I	11/29/06		11/06-12/06	No
MW-11S	11/29/06		11/06-12/06	No
MW-12D	11/29/06		11/06-12/06	No
MW-12I	11/29/06		11/06-12/06	No
MW-12S	11/29/06		11/06-12/06	No
MW-01D	11/28/06		11/06-12/06	No
MW-01I	11/28/06		11/06-12/06	No
MW-01S	11/28/06		11/06-12/06	No
MW-02D*	11/30/06		11/06-12/06	No
MW-02I	11/30/06		11/06-12/06	No
MW-07I*	11/28/06		11/06-12/06	No
BD#1	11/30/06		11/06-12/06	No
FB#1	11/29/06		11/06-12/06	No
MW-06D	12/01/06		12/06	No
MW-06I	12/01/06		12/06	No
MW-06S	12/01/06		12/06	No
MW-04D	11/30/06		11/06-12/06	No
MW-04I	11/30/06		11/06-12/06	No
MW-04S	11/30/06		11/06-12/06	No
MW-03S	11/29/06		11/06-12/06	No
MW-05D	11/30/06		11/06-12/06	No
MW-05I	11/30/06		11/06-12/06	No
MW-05S	11/30/06		11/06-12/06	No
FB#2	11/30/06		11/06-12/06	No
BD#2	12/01/06		12/06	No

DATA VALIDATION – METALS

Site Name: Sonia Rd Landfill Laboratory Name: H2M

Reviewer: R.Petrella Date of Review: 1/05/07

Associated Samples: _____

II. Initial Calibration

1. Were all initial instrument calibrations performed?

Yes

Comments:

2. Were the initial calibration verification standards analyzed at the contract specified frequency?

Yes

Comments:

3. Were the initial calibration results within the control limits listed below?

For tin and mercury: 80-120% of the true value
For all other metals: 90-110% of the true value

Yes

If "No", note analytes _____

DATA VALIDATION – METALS

Site Name: Sonia Rd Landfill Laboratory Name: H2M

Reviewer: R.Petrella Date of Review: 1/05/07

Associated Samples: _____

III. Continuing Calibration

1. Were the continuing calibration verification standards analyzed at the contract specified frequency?

Yes

Comments:

2. Were the continuing calibration results within the control limits listed below?

For tin and mercury: 80-120% of the true value
For all other metals: 90-110% of the true value

Yes

If "No", note analytes _____

DATA VALIDATION – METALS

Site Name: Sonia Rd Landfill Laboratory Name: H2M

Reviewer: R.Petrella Date of Review: 1/05/07

IV. Blank Summary

A. Method Blanks

1. Was a method blank prepared and analyzed at the contract specified frequency?

Yes

2. Were all the analytes below the CRDL in the method blank?

Yes

Comments:

B. Calibration Blanks

1. Were all initial and continuing calibration blanks analyzed at the contract specified frequency/

Yes

2. Were all the analytes below the CRDL in all the calibration blanks?

Yes

Comments:

DATA VALIDATION – METALS

Site Name: Sonia Rd Landfill Laboratory Name: H2M

Reviewer: R.Petrella Date of Review: 1/05/07

MW-7I, MW-02D

V. Duplicate Analysis

1. Was a duplicate prepared and analyzed at the contract specified frequency?

Yes

Comments:

2. Were control limits for the relative percent differences (RPD) met for each analyte?

Yes

Comments:

For sample values >5 times the CRDL, the RPD control limit is $\pm 20\%$.

For sample values >5 times the CRDL, the RPD control limit is $\pm \text{CRDL}$.

If sample results were outside of the control limits, all data associated with that duplicate sample should have been flagged with a "*".

DATA VALIDATION – METALS

Site Name: Sonia Rd Landfill Laboratory Name: H2M

Reviewer: R.Petrella Date of Review: 1/05/07

MW-7I, MW-02D

VI. Matrix Spike Analysis

1. Was a matrix spike prepared and analyzed at the contract specified frequency?

Yes

Comments:

2. Were the matrix spike recoveries within the contract specified control limits (75-125%)?

No

If "No", note analytes _____

Data should have been flagged with "N" for analytes out of control limits. If the sample concentration exceeds the spike concentration by a factor of four or more, no flag is required.

DATA VALIDATION -- METALS

Site Name: Sonia Rd Landfill Laboratory Name: H2M

Reviewer: R.Petrella Date of Review: 1/05/07

VII. ICP Interference Check Sample Summary

1. Was the ICP serial dilution analyzed at the contract specified frequency?

Yes

Comments:

2. Were the serial dilution differences within the contract specified limits of $\pm 10\%$?

Yes

Comments:

3. Was the ICP CRDL check standard analyzed at the contract specified frequency for the analytes required?

Yes

Comments:

DATA VALIDATION – METALS

Site Name: Sonia Rd Landfill Laboratory Name: H2M

Reviewer: R.Petrella Date of Review: 1/05/07

VII. ICP Interference Check Sample Summary (continued):

4. Was the ICP interference check sample analyzed at the contract specified frequency:

Yes

Comments:

5. Were the ICP interference check sample results within the control limit of \pm w-20% of the mean value?

Yes

If "No", not analytes _____

DATA VALIDATION – METALS

Site Name: Sonia Rd Landfill Laboratory Name: H2M

Reviewer: R.Petrella Date of Review: 1/05/07

VIII. Laboratory Control Sample Analysis

1. Was a laboratory control sample analyzed at the contract required frequency?

Yes

Comments:

2. Were the percent recoveries within the control limits of 80-120% (except for Ag and Sb) for each analyte?

Yes

Comments:
