



April 27, 2006

New York State Department of Environmental Conservation
Division of Environmental Remediation
Bureau of Construction Services, 12th Floor
625 Broadway
Albany, New York 12233-7013

Attn: Jeffrey E. Trad, P.E.
Environmental Engineer 2

Re: **Sonia Road Landfill**
NYSDEC Site Number 152013
Post Closure Groundwater Monitoring Program
1st Quarter 2006 Sampling Results

Dear Mr. Trad:

Transmitted herewith for your review and consideration is one copy of the following Post Closure Groundwater Monitoring Program Quarterly Sampling Results for the Sonia Road Landfill:

1. 1st Quarter 2006 (Routine Sampling Event)

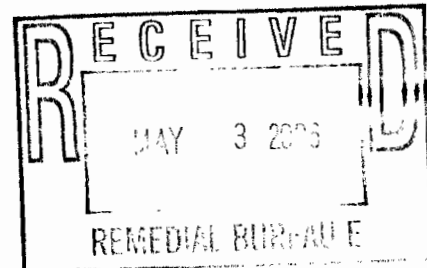
As always, please do not hesitate to contact my office with any questions regarding the aforementioned.

Sincerely,

Paul J. DiMaria, P.E.
Chief Engineer

encl.

cc: E. Hofmeister, IRRA President
A. Sanchez, IRRA Vice President Operations w/encl.
Francis D. Ribaldo, P.E., Associate Engineer
K. Wentz, Jr. CPG - D & B
File



ISLIP
RESOURCE
RECOVERY
AGENCY
ISLIP, NEW YORK



April 2006

Sonia Road Landfill Town of Islip, New York

**Post Closure Groundwater
Monitoring Program
Quarterly Sampling Results
First Quarter 2006
(Routine Sampling Event)**



DVIRKA AND BARTILUCCI
CONSULTING ENGINEERS
A DIVISION OF WILLIAM F. COSULICH ASSOCIATES, P.C.

**POST CLOSURE GROUNDWATER MONITORING PROGRAM
QUARTERLY SAMPLING RESULTS
FIRST QUARTER 2006**

(ROUTINE SAMPLING EVENT)

**SONIA ROAD LANDFILL
WEST BRENTWOOD, NEW YORK**


PREPARED FOR:

**ISLIP RESOURCE RECOVERY AGENCY
TOWN OF ISLIP, NEW YORK**

BY:

**DVIRKA AND BARTILUCCI CONSULTING ENGINEERS
WOODBURY, NEW YORK**

APRIL 2006



**SONIA ROAD LANDFILL
POST CLOSURE GROUNDWATER MONITORING PROGRAM
QUARTERLY SAMPLING RESULTS
FIRST QUARTER 2006
(ROUTINE SAMPLING EVENT)**

TABLE OF CONTENTS

<u>Section</u>	<u>Title</u>	<u>Page</u>
1.0	INTRODUCTION.....	1-1
1.1	Purpose.....	1-1
1.2	Site Location and Description.....	1-1
2.0	MONITORING WELL NETWORK AND GROUNDWATER SAMPLE LOCATIONS.....	2-1
3.0	SAMPLING AND ANALYTICAL PROCEDURES.....	3-1
3.1	Groundwater Level Measurement.....	3-1
3.2	Groundwater Sampling.....	3-1
3.3	Organic Vapor and Combustible Gas Monitoring.....	3-2
3.4	Analytical Parameters.....	3-3
4.0	ANALYTICAL RESULTS.....	4-1
4.1	Field Parameters.....	4-1
4.2	Groundwater Samples.....	4-1
4.2.1	Leachate Indicators.....	4-1
4.2.2	Historic Leachate Indicators.....	4-3
4.2.3	Inorganic Parameters.....	4-7
4.2.4	Historic Inorganic Parameters.....	4-8
4.3	Organic Vapor and Combustible Gas Monitoring.....	4-11
5.0	DATA VALIDATION.....	5-1
6.0	GROUNDWATER LEVEL MEASUREMENTS AND FLOW DIRECTION.....	6-1

TABLE OF CONTENTS (continued)

<u>Section</u>	<u>Title</u>	<u>Page</u>
7.0	CONCLUSIONS AND RECOMMENDATIONS	7-1
7.1	Conclusions.....	7-1
7.2	Recommendations.....	7-2

List of Appendices

Historic and Current Groundwater Sample Results - Leachate Indicators	A-1
Historic and Current Groundwater Sample Results - Inorganic Parameters	A-2
Historic Groundwater Sample Results - Volatile Organic Compounds	A-3
Historic Trend Graphs - Alkalinity, Iron Plus Manganese, Total Dissolved Solids and Specific Conductivity Results from Selected Monitoring Wells	A-4
Field Forms - Field Observation Logs	B-1
Field Forms - Daily Equipment Calibration Logs	B-2
Chain-of-Custody Forms	C
Data Validation Forms	D

List of Figures


1-1	Site Location Map.....	1-2
2-1	Groundwater Monitoring Well Locations.....	2-2
6-1	Water Table Elevation Contour Map – February 24, 2006	6-4
6-2	Intermediate Depth Potentiometric Surface Elevation Contour Map – February 24, 2006	6-5
6-3	Deep Potentiometric Surface Elevation Contour Map – February 24, 2006.....	6-6

TABLE OF CONTENTS (continued)

List of Tables

2-1	Summary of Monitoring Well Construction Details.....	2-3
2-2	Wells Sampled as Part of the Post Closure Groundwater Monitoring Program	2-6
4-1	Summary of Final Field Parameter Results and Field Data – First Quarter 2006	4-2
4-2	Summary of Concentration Trends for Leachate Indicator Parameters – First Quarter 2006	4-4
4-3	Summary of Concentration Trends for Inorganic Parameters – First Quarter 2006	4-9
6-1	Monitoring Well Groundwater Elevation Measurements - First Quarter 2006 – February 24, 2006.....	6-2

Section 1



1.0 INTRODUCTION

This report presents the results of the Post Closure Groundwater Monitoring Program conducted during the first quarter of 2006 for the Sonia Road Landfill. The sampling program was conducted for the Town of Islip and administered by the Islip Resource Recovery Agency (IRRA) in conformance with the Sampling and Analysis Plan (SAP) prepared by Dvirka and Bartilucci Consulting Engineers (D&B), dated December 2001. The Sampling and Analysis Plan is part of the Sonia Road Post Closure Monitoring and Maintenance Plan (Volume 3 of 4), which was approved by the New York State Department of Environmental Conservation (NYSDEC) in a letter dated January 18, 2006.

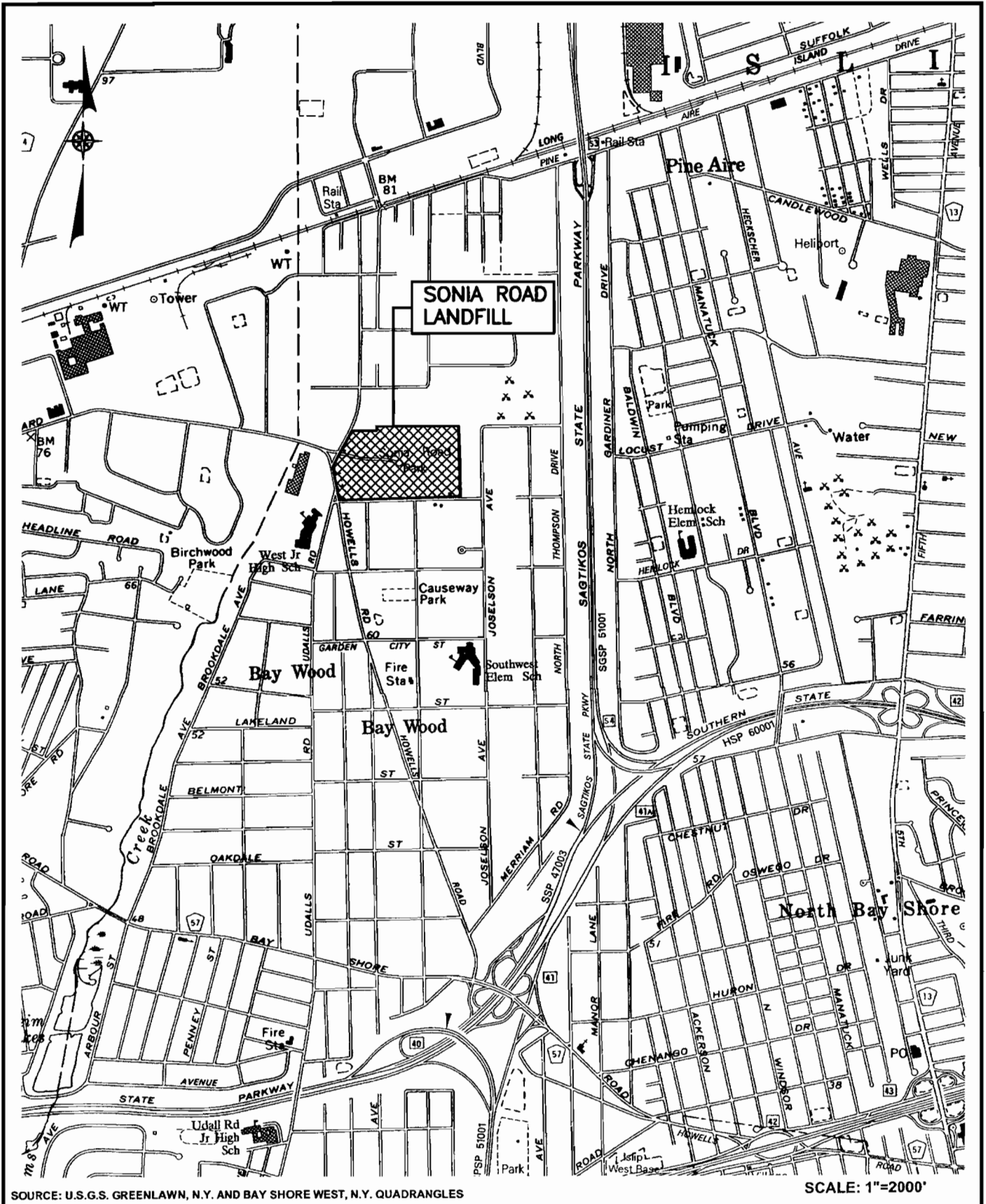
1.1 Purpose

The purpose of the Post Closure Groundwater Monitoring Program is to monitor groundwater quality and flow direction following capping and closure of the Sonia Road Landfill.

This Post Closure Groundwater Monitoring Program Report includes discussions of the sample locations, sampling procedures, laboratory analyses, field and analytical results, data validation, groundwater level measurements and flow direction. In addition, this report includes a comparison of the analytical results of this sampling event (First Quarter 2006) to applicable New York State groundwater quality standards and guidance values, and groundwater sample results obtained during the previous sampling event (fourth quarter 2005).

1.2 Site Location and Description

The Sonia Road Landfill is a capped and closed inactive municipal solid waste landfill owned by the Town of Islip. The landfill is located at 1355 Howell's Road in the hamlet of Brentwood in the western portion of the Town and is in close proximity to the western town boundary between the Towns of Islip and Babylon. The location of the Sonia Road Landfill is shown on Figure 1-1.



SOURCE: U.S.G.S. GREENLAWN, N.Y. AND BAY SHORE WEST, N.Y. QUADRANGLES

SCALE: 1"=2000'

SONIA ROAD LANDFILL
POST CLOSURE GROUNDWATER MONITORING PROGRAM

SITE LOCATION MAP

db Dvirka and Bartilucci
 CONSULTING ENGINEERS
 A DIVISION OF WILLIAM F. COSULICH ASSOCIATES, P.C.

FIGURE No.1-1

The landfill property is 42.2 acres in area and is approximately rectangular in shape. The landfill is bounded to the north by industrial properties, to the east by residential properties, to the south by Deer Park Street with residential properties beyond, and to the west by Howell's Road, Secatogue Road and Corbin Avenue with industrial properties beyond. In the southwest corner of the site is one residential parcel (Tax Map No. 221-2-1), which is not part of landfill property described above. At the northwest corner of the property is a 0.5-acre parcel owned by the Town of Islip (Tax Map No. 198-5-7.3), which is identified as a paper street. Given that the waste mass extends onto this parcel, it is considered as part of the landfill property, and as a result, the overall landfill property is considered to be 42.7 acres. At and abutting the northeast corner of the landfill property is the western extension of Sonia Road for which the facility is named.

The landfill property itself is zoned Industrial I and Industrial II with a small portion along the southeastern boundary zoned as residential.

To the southwest of the landfill property is the West Brentwood Middle School, which is located on the west side of Howell's Road. Beyond the school property to the south and west is the headwaters of Sampawams Creek. Sampawams Creek is fed by groundwater discharge as well as storm water drainage systems for the surrounding areas. Sampawams Creek runs from north to south and discharges into the Guggenheim Lakes, which are located north of the Southern State Parkway. Sampawams Creek generally describes the western boundary of the Town of Islip and the eastern boundary of the Town of Babylon.

The Sonia Road Landfill has been owned by the Town of Islip since 1965. Prior to 1965, the site was privately owned and used as a source of mined sand and gravel. As a result of this mining operation, virtually all of the site was disturbed, including the removal of vegetation, topsoil and underlying minerals. The mining operation was extensive with the removal of minerals progressing to and below the water table. Removal of minerals below the water table was accomplished through the use of dredging equipment. This activity resulted in the formation of a groundwater lake over a significant portion (40% to 50%) of the site. It is reported that dredging may have removed materials to a depth of 50 feet below the water table. Soil borings


constructed as part of the remedial investigation confirmed that waste lies at least 36 feet below the water table.

In 1965, the Town of Islip took title to the Sonia Road property and began a landfilling operation for the disposal of municipal solid waste. Landfilling of the site occurred between 1965 and 1977. The most active period of landfilling occurred between 1965 and 1974. It has been estimated that between 1.5 and 2.0 million cubic yards of waste was disposed of at the site. There are no weigh records to substantiate this estimate.

The landfill reportedly accepted all municipal solid waste delivered to the site. This waste is reported to have included wood, concrete, metal, plastic, glass, household waste in the form of refuse, rubbish, demolition materials and yard wastes (particularly leaves). It is also reported that junk automobiles were routinely disposed at the facility and that underground fires were common.

The Sonia Road Landfill was capped in the Fall of 2000. The landfill capping system covers an area of approximately 40 acres. The capping system includes an active landfill gas management system, an on-site storm water management system and a perimeter road constructed around the entire site, surfaced with recycled concrete aggregate. The storm water management system consists of a series of drainage swales, catch basins, buried storm water piping, dry wells and two recharge basins. Storm water associated with the northeast corner of the property is discharged to a series of dry wells (leaching rings) in the area of Sonia Road. The remainder of the site storm water is directed to Recharge Basins 1 and 2 located on the west side of the property. Recharge Basin 1 is located adjacent to the main entrance gate located on Corbin Avenue and Recharge Basin 2 is located in the southwest corner of the property. For the majority of the site, drainage swales are located on the in-board side of the perimeter road.

Section 2

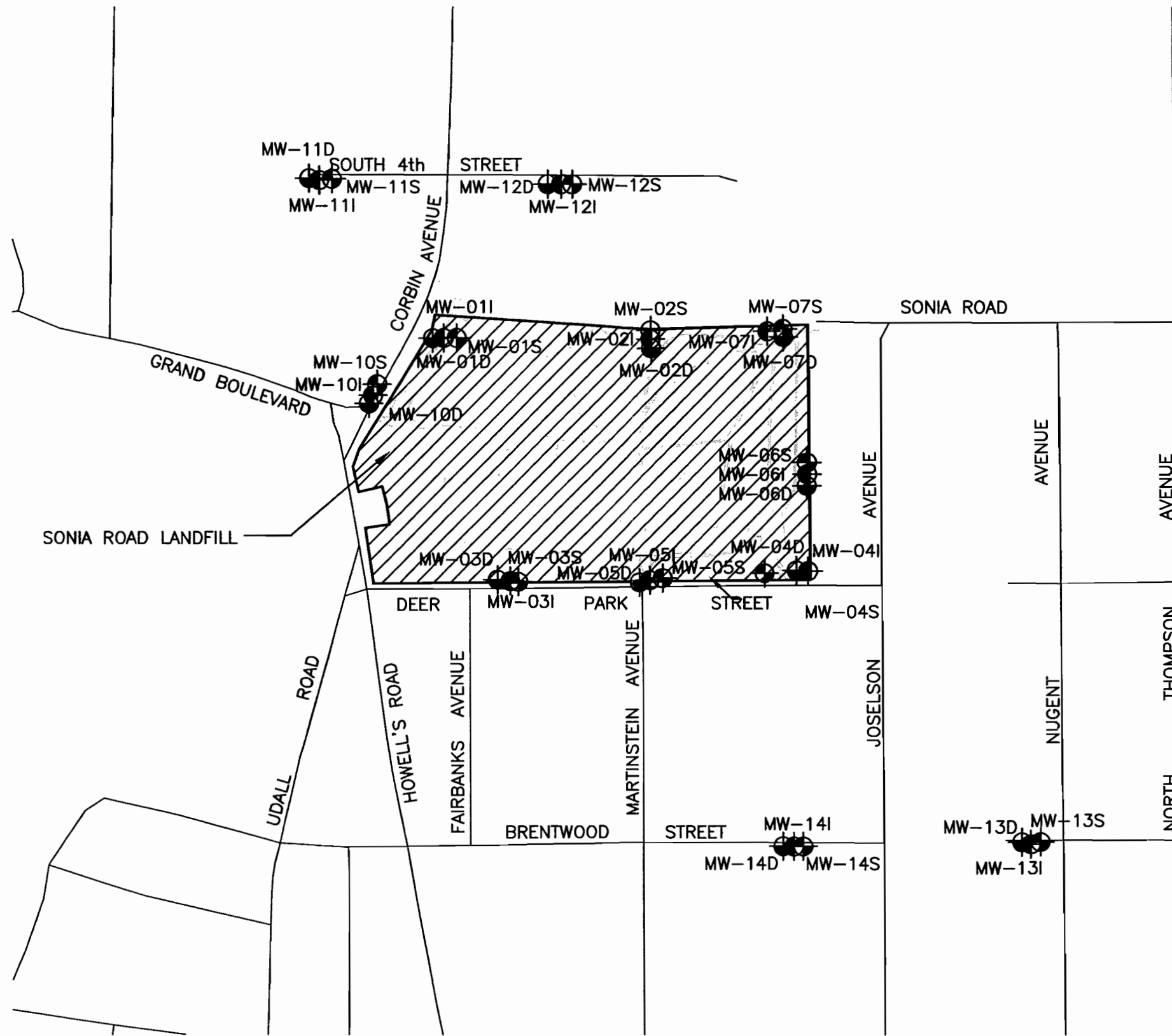


2.0 MONITORING WELL NETWORK AND GROUNDWATER SAMPLE LOCATIONS

The monitoring well network for the Sonia Road Landfill consists of 35 wells. Well locations are shown on Figure 2-1. The monitoring wells were constructed in 12 well clusters, with each cluster comprising a shallow (S) well, intermediate (I) well and deep (D) well with the exception of the MW-02 cluster. Shallow well MW-02S was abandoned in August of 2005, and will no longer be included in the Post Closure Monitoring Program. All 35 wells are utilized for water level measurements. Well construction information for all wells is summarized in Table 2-1.

Twenty-two (22) wells are included as part of the Post Closure Monitoring Program. The sampled wells are listed in Table 2-2.

All twenty-two (22) monitoring wells were sampled as part of the first quarter 2006 Post Closure Groundwater Sampling event.



LEGEND:

- MW-10S  GROUNDWATER MONITORING WELL AND DESIGNATION
- MW-02S  MONITORING WELL MW-02S ABANDONED 8/2005



SONIA ROAD LANDFILL
POST CLOSURE GROUNDWATER MONITORING PROGRAM

GROUNDWATER MONITORING WELL LOCATIONS

Table 2-1

**SONIA ROAD LANDFILL
POST CLOSURE GROUNDWATER MONITORING PROGRAM
SUMMARY OF MONITORING WELL CONSTRUCTION DETAILS**

MONITORING WELLS

Well Designation	Date Completed	Well Diameter (inches)	Screen Type	Total Depth (feet below ground surface)	Screen Setting		Measuring Point Elevation (feet above mean sea level)
					Elevation Below Measurement Point (feet)	Elevation Relative to Mean Sea Level (feet)	
MW-01D ⁽¹⁾	10/14/97	4	SS	106	96-106	(-32) - (-42)	64.53
MW-01I ⁽¹⁾	10/6/97	4	SS	78	68 - 78	(-2) - (-12)	65.36
MW-01S ⁽¹⁾	1/5/95	4	PVC	29	19-29	47 - 37	66.01
MW-02D ⁽⁴⁾	10/13/97	4	SS	116	106 - 116	(-27) - (-37)	78.43
MW-02I ⁽⁴⁾	10/1/97	4	SS	72	62 - 72	16 - 7	78.24
MW-02S ⁽¹⁾	1/4/95			<i>Abandoned in August 2005</i>			
MW-03D ⁽¹⁾	9/30/97	4	SS	107	97 - 107	(-26) - (-36)	70.50
MW-03I ⁽¹⁾	1/9/95	4	PVC	84	79 - 84	(-8) - (-13)	70.77
MW-03S ⁽¹⁾	1/6/95	4	PVC	32	22 - 32	49 - 39	70.76
MW-04D ⁽¹⁾	10/6/97	4	SS	114	104 - 114	(-35) - (-45)	69.03
MW-04I ⁽¹⁾	9/29/97	4	SS	71	61 - 71	8 - (-2)	69.31
MW-04S ⁽¹⁾	1/6/95	4	PVC	34	24 - 34	48 - 38	71.10
MW-05D ⁽¹⁾	10/10/97	4	SS	116	106 - 116	(-35) - (-45)	70.96
MW-05I ⁽¹⁾	10/2/97	4	SS	70	60 - 70	11 - 1	70.26
MW-05S ⁽¹⁾	10/4/97	4	SS	34	19 - 34	52 - 37	70.28

Table 2-1 (continued)

**SONIA ROAD LANDFILL
POST CLOSURE GROUNDWATER MONITORING PROGRAM
SUMMARY OF MONITORING WELL CONSTRUCTION DETAILS**

MONITORING WELLS

Well Designation	Date Completed	Well Diameter (inches)	Screen Type	Total Depth (feet below ground surface)	Screen Setting		Measuring Point Elevation (feet above mean sea level)
					Elevation Below Measurement Point (feet)	Elevation Relative to Mean Sea Level (feet)	
MW-06D ⁽⁴⁾	10/1/97	4	SS	117	107 - 117	(-32) - (-42)	74.45
MW-06I ⁽⁴⁾	9/25/97	4	SS	76	66 - 76	9 - (-1)	74.52
MW-06S ⁽⁴⁾	9/24/97	4	SS	37	22 - 37	53 - 38	75.02
MW-07D ⁽¹⁾	10/8/97	4	SS	122	112 - 122	(-37) - (-47)	75.04
MW-07I ⁽⁴⁾	9/26/97	4	SS	74	64 - 74	9 - (-1)	73.43
MW-07S ⁽¹⁾	9/28/97	4	SS	34	19 - 34	54 - 39	72.83
MW-10D ⁽²⁾	10/15/97	4	SS	96	86 - 96	(-29) - (-39)	56.34
MW-10I ⁽²⁾	10/7/97	4	SS	69	59 - 69	(-3) - (-13)	56.16
MW-10S ⁽²⁾	10/8/97	4	SS	19	4 - 19	53 - 38	56.65
MW-11D ⁽¹⁾	10/16/97	4	SS	94	84 - 94	(-24) - (-34)	60.19
MW-11I ⁽¹⁾	10/11/97	4	SS	71	61 - 71	(-1) - (-11)	60.38
MW-11S ⁽¹⁾	10/13/97	4	SS	19	4 - 19	56 - 41	59.87
MW-12D ⁽¹⁾	10/15/97	4	SS	98	88 - 98	(-29) - (-39)	58.61
MW-12I ⁽¹⁾	10/10/97	4	SS	70	60 - 70	(-1) - (-11)	58.92
MW-12S ⁽¹⁾	10/13/97	4	SS	19	4 - 19	55 - 40	58.79

Table 2-1 (continued)

**SONIA ROAD LANDFILL
POST CLOSURE GROUNDWATER MONITORING PROGRAM
SUMMARY OF MONITORING WELL CONSTRUCTION DETAILS**

MONITORING WELLS

Well Designation	Date Completed	Well Diameter (inches)	Screen Type	Total Depth (feet below ground surface)	Screen Setting		Measuring Point Elevation (feet above mean sea level)
					Elevation Below Measurement Point (feet)	Elevation Relative to Mean Sea Level (feet)	
MW-13D ⁽³⁾	10/16/97	4	SS	119	109 - 119	(-38) - (-48)	70.37
MW-13I ⁽³⁾	10/7/97	4	SS	71	61 - 71	9 - (-1)	70.30
MW-13S ⁽³⁾	10/8/97	4	SS	37	22 - 37	49 - 34	70.51
MW-14D ⁽³⁾	10/17/97	4	SS	105	95 - 105	(-30) - (-40)	64.58
MW-14I ⁽³⁾	10/9/97	4	SS	71	61 - 71	4 - (-6)	64.57
MW-14S ⁽³⁾	10/14/97	4	SS	30	15 - 30	50 - 35	64.55

Notes:

PVC Polyvinyl chloride

SS Stainless steel

⁽¹⁾Monitoring wells surveyed by Municipal Land Survey, P.C., August 2001.

⁽²⁾Monitoring wells surveyed by YEC, Inc., November 1997.

⁽³⁾Monitoring wells surveyed by YEC, Inc., September 2000.

⁽⁴⁾Monitoring wells surveyed by Municipal Land Survey, P.C., August 11, 2005.

Wells identified in bold type were modified during the construction of the landfill capping system to adjust the top of the well (reference point) to accommodate the thickness of the capping system. Wells MW-11S, MW-11I and MW-11D were modified to address grade changes at the well locations.


SOURCE: Dvirka and Bartilucci Remedial Investigation/Feasibility Study (RI/FS) dated April 1998 and surveys noted above.

Table 2-2

**SONIA ROAD LANDFILL
POST CLOSURE GROUNDWATER MONITORING PROGRAM
WELLS SAMPLED AS PART OF THE POST CLOSURE
GROUNDWATER MONITORING PROGRAM**

MW-01D	MW-04D	MW-06D	MW-11S
MW-01I	MW-04I	MW-06I	MW-12D
MW-01S	MW-04S	MW-06S	MW-12I
MW-02D	MW-05D	MW-07I	MW-12S
MW-02I	MW-05I	MW-11D	
MW-03S	MW-05S	MW-11I	

Section 3



3.0 SAMPLING AND ANALYTICAL PROCEDURES

Sampling procedures for the Sonia Road Landfill site are described in the Sampling and Analysis Plan (SAP). Dedicated and disposable sampling equipment was used whenever possible in accordance with the SAP. All nondisposable equipment was decontaminated before first use on-site and between uses in accordance with the procedures described in the SAP. The following sections provide brief discussions of the procedures used during groundwater level measurements, organic vapor and combustible gas monitoring, groundwater sampling and sample analysis.

3.1 Groundwater Level Measurement

Prior to collecting the groundwater samples, synoptic water level measurements were obtained from all 35 monitoring wells for determination of groundwater elevations and groundwater flow direction. Groundwater level measurements were obtained from a survey measuring point on each well using an electronic water level indicator to an accuracy of 0.01 foot. A discussion of the groundwater level measurement results and groundwater flow direction is provided in Section 6.0.

3.2 Groundwater Sampling

Prior to collection of each groundwater sample, 3 to 5 well volumes were purged from the well. Well purging was accomplished by first measuring the static water level in the well and calculating the standing water volume. A decontaminated submersible pump was used to purge each well.

During the purging process, field parameters (pH, specific conductance, temperature, oxidation-reduction potential (ORP), dissolved oxygen and turbidity) were monitored and recorded. When the values of the field parameters, except turbidity, equilibrated within 10% based on the last two readings, the turbidity of the groundwater was less than 50 Nephelometric

Turbidity Units (NTUs) and at least three well volumes had been removed, well purging was considered complete.

Groundwater samples were collected using new, dedicated, disposable polyethylene bailers and polypropylene rope. Samples were collected immediately after purging. Filled sample bottles were stored in ice-filled coolers with the chain-of-custody forms and delivered on the day of collection to H2M Laboratories, Inc. for analysis. H2M Laboratories, Inc. is approved by the New York State Department of Health under the Environmental Laboratory Approval Program (ELAP) for the analyses performed.

Appropriate quality assurance/quality control (QA/QC) samples, which included field blanks, matrix spike and matrix spike duplicate (MS/MSD) sets and blind duplicates, were collected in accordance with the SAP.

Purge water from all on-site wells and all wells immediately adjacent to the landfill property was disposed directly into the nearest landfill capping system drainage swale. Purge water generated from off-site well clusters 11 and 12 was pumped into a tank truck, transported to the landfill and discharged into the landfill's on-site Recharge Basin 1 in accordance with the SAP.

Analytical results are summarized in Appendix A and are discussed in Section 4.2. Field forms for the first quarter 2006 sampling event, including field observation logs and daily equipment calibration logs, are contained in Appendices B-1 and B-2, respectively, and the chain-of-custody forms are provided in Appendix C.

3.3 Organic Vapor and Combustible Gas Monitoring

Total organic vapor and combustible gas measurements were collected in all 35 monitoring wells. Organic vapors were measured using a photoionization detector (PID). Combustible gas was measured using a portable multi-gas meter. Gas monitoring results represent headspace measurements collected during the synoptic groundwater level

measurements. The results of the organic vapor and combustible gas monitoring are provided in Section 4.3.

3.4 Analytical Parameters

Groundwater samples collected during the first quarter 2006 sampling event were analyzed for 6 NYCRR Part 360 Routine Parameters, including leachate indicators and inorganic parameters. Samples were analyzed in accordance with SW-846 methods as specified in the NYCRR Part 360 regulations. The analytical results for the groundwater samples are discussed in Section 4.2.

Section 4



4.0 ANALYTICAL RESULTS

4.1 Field Parameters

Table 4-1 provides a summary of the final field parameter values and field data measured for the first quarter 2006 sampling event.

4.2 Groundwater Samples

The first quarter 2006 analytical results for the groundwater samples, compared to NYSDEC Class GA groundwater standards and guidance values and to previous sample results, are provided in Appendices A-1 (leachate indicator parameters) and A-2 (inorganic parameters). Appendix A-3 contains historic volatile organic compound (VOC) sample results. Appendix A-4 contains historic trend graphs for alkalinity, iron plus manganese, total dissolved solids, and specific conductivity from selected upgradient and downgradient monitoring wells.

4.2.1 Leachate Indicators

The results of the leachate indicators for the groundwater samples are presented in Appendix A-1. As shown in the results table in Appendix A-1, three leachate indicator parameters, ammonia, bromide and chloride, were detected at concentrations exceeding Class GA groundwater standards and guidance values in 9 of the 22 wells sampled during the first quarter 2006 sampling event. The remaining 13 wells did not contain any leachate indicator parameters at concentrations exceeding Class GA groundwater standards or guidance values. The leachate indicators that exceeded the Class GA groundwater standards or guidance values are discussed below.

Table 4-1

**SONIA ROAD LANDFILL
POST CLOSURE GROUNDWATER MONITORING PROGRAM
SUMMARY OF FINAL FIELD PARAMETER RESULTS AND FIELD DATA –
FIRST QUARTER 2006**

Monitoring Well	pH	Temperature (°C)	Specific Conductance (mS/cm)	Turbidity (NTU)	DO (mg/l)	ORP (mV)	Organic Vapor Screening and Combustible Gas Reading	
							PID (ppm)	% LEL
MW-01D	6.41	12.87	3.92	17.6	1.02	248	0.0	0
MW-01I	6.24	13.31	0.105	1.1	1.64	252	0.0	0
MW-01S	7.30	13.56	0.655	20.2	1.26	-110	0.0	0
MW-02D	6.22	10.91	0.078	4.2	9.35	219	0.0	0
MW-02I	5.61	12.20	0.117	5.3	1.55	288	0.0	0
MW-03D	NS	NS	NS	NS	NS	NS	0.0	0
MW-03I	NS	NS	NS	NS	NS	NS	0.0	0
MW-03S	7.25	14.21	0.634	24.9	1.61	-101	0.0	0
MW-04D	7.30	8.94	0.336	35.3	0.55	-114	0.0	0
MW-04I	6.90	15.07	.0349	8.6	0.0	-100	0.0	0
MW-04S	6.79	15.19	0.653	12.0	0.0	-82	0.0	0
MW-05D	6.91	11.58	0.188	9	1.86	115	0.0	0
MW-05I	7.35	13.65	0.361	10.3	1.14	-103	0.0	0
MW-05S	7.00	16.50	0.761	37	0.97	-85	0.0	0
MW-06D	6.68	8.74	0.093	12	4.27	59	0.0	0
MW-06I	6.72	15.63	0.281	24.2	0.0	-11	0.0	0
MW-06S	7.13	12.07	0.510	29.3	1.64	-80	0.0	0
MW-07D	NS	NS	NS	NS	NS	NS	0.0	0
MW-07I	6.23	12.12	0.125	10	7.47	182	0.0	0
MW-07S	NS	NS	NS	NS	0	NS	0.0	0
MW-10D	NS	NS	NS	NS	NS	NS	0.0	0
MW-10I	NS	NS	NS	NS	NS	NS	0.0	0
MW-10S	NS	NS	NS	NS	NS	NS	0.0	0
MW-11D	5.57	10.26	0.099	29	10.50	305	0.0	0
MW-11I	6.49	10.49	0.106	1	2.91	306	0.0	0
MW-11S	7.23	6.60	0.416	17	2.55	273	0.0	0
MW-12D	5.70	9.60	0.049	0.9	11.65	328	0.0	0
MW-12I	6.02	9.13	0.164	8.1	3.27	296	0.0	0
MW-12S	6.95	10.30	0.216	0.6	3.03	223	0.0	0
MW-13D	NS	NS	NS	NS	NS	NS	4.7	0
MW-13I	NS	NS	NS	NS	NS	NS	0.0	0
MW-13S	NS	NS	NS	NS	NS	NS	0.0	0
MW-14D	NS	NS	NS	NS	NS	NS	0.0	0
MW-14I	NS	NS	NS	NS	NS	NS	0.0	0
MW-14S	NS	NS	NS	NS	NS	NS	0.0	0

Notes:

- | | | | |
|------|-------------------------------|--------|-------------------------------|
| ppm: | parts per million | °C: | Degrees Celsius |
| PID: | Photoionization Detector | mS/cm: | Millisiemens per centimeter |
| LEL: | Lower Explosive Limit | NTU: | Nephelometric Turbidity Units |
| mV: | Millivolt | DO: | Dissolved oxygen |
| ORP: | Oxidation-reduction potential | mg/l | Milligrams per liter |
| | | NS: | Not sampled |

Final field parameter readings were measured upon completion of sample collection.

Ammonia

The groundwater standard for ammonia (2 milligrams per liter [mg/l]) was exceeded in six (6) wells (MW-03S, MW-04S, MW-04I, MW-05S, MW-05I and MW-06S). Ammonia concentrations in these wells ranged from 2.54 mg/l in well MW-05I to 7.97 mg/l in well MW-05S.

Bromide

The guidance value for bromide (2 mg/l) was exceeded in three (3) wells (MW-04S, MW-05D and MW-06D). Bromide concentrations in these wells ranged from 2.2 mg/l in well MW-05D to 3.4 mg/l in well MW-04S.

Chloride

The groundwater standard for chloride (250 mg/l) was exceeded in well MW-01D, which contained a concentration of 1,210 mg/l.

4.2.2 Historic Leachate Indicators

A comparison of the current leachate indicator results for the 22 sampled wells to the fourth quarter 2005 results is provided below. Concentration trends and exceedances for each well and parameter are summarized in Table 4-2. Historic data for leachate indicator parameters are summarized in Appendix A-1.

Table 4-2


**SONIA ROAD LANDFILL
POST CLOSURE GROUNDWATER MONITORING PROGRAM
SUMMARY OF CONCENTRATION TRENDS FOR LEACHATE INDICATOR PARAMETERS – FIRST QUARTER 2006**

Well	Location	Alkalinity	Ammonia	Biochemical Oxygen Demand	Bromide	Chemical Oxygen Demand	Chloride	Hardness	Nitrate	Total Phenols	Sulfate	Total Organic Carbon	Total Dissolved Solids	Total Kjeldahl Nitrogen
MW-01S	Upgradient	I	C	I	I	I	I	I	D	C	D	I	I	D
MW-01I	Upgradient	I	D	C	D	C	C	D	D	C	C	C	D	D
MW-01D	Upgradient	C	D	C	D	D	C	C	D	C	I	C	C	D
MW-02I	Upgradient	I	D	C	D	C	C	C	C	C	C	C	I	C
MW-02D	Upgradient	I	I	C	D	C	C	I	C	C	C	C	I	I
MW-03S	Downgradient	C	C	I	D	I	C	C	C	C	D	I	C	C
MW-04S	Downgradient	C	C	I	D	I	C	C	D	C	I	I	C	C
MW-04I	Downgradient	D	D	I	D	C	C	C	I	C	C	C	C	D
MW-04D	Downgradient	D	D	D	C	C	C	C	I	C	I	C	C	C
MW-05S	Downgradient	C	C	C	I	D	C	C	D	C	D	I	C	I
MW-05I	Downgradient	D	I	I	D	C	D	C	I	C	C	C	C	I
MW-05D	Downgradient	C	D	C	D	C	C	I	C	C	C	C	C	C
MW-06S	Sidegradient	D	D	I	D	I	C	C	I	C	C	I	C	C
MW-06I	Sidegradient	I	D	C	D	C	C	I	D	C	I	I	I	C
MW-06D	Sidegradient	D	I	C	D	I	C	C	D	C	C	I	I	D
MW-07I	Upgradient	C	C	I	C	I	C	D	D	C	D	I	D	I
MW-11S	Upgradient	C	D	C	D	D	C	D	D	C	D	D	I	D
MW-11I	Upgradient	I	I	C	D	C	D	C	D	C	I	C	I	C
MW-11D	Upgradient	I	I	C	D	C	C	C	D	C	I	C	C	I
MW-12S	Upgradient	C	D	C	D	C	C	C	C	C	I	I	C	D
MW-12I	Upgradient	I	D	C	D	I	C	I	I	C	C	I	I	D
MW-12D	Upgradient	I	I	C	D	C	C	C	C	C	C	C	C	D

Key: I = Increasing greater than 20%

D = Decreasing greater than 20%

C = Consistent within 20%

 Parameter exceeds standard/guidance value during the current sampling event.

Alkalinity

Nine (9) of the 22 wells sampled showed increasing alkalinity concentrations (defined as a change of at least 20% compared to the previous results). The wells that showed an increase are MW-01S, MW-01I, MW-02I, MW-02D, MW-06I, MW-11I, MW-11D, MW-12I and MW-12D. Five (5) wells (MW-04I, MW-04D, MW-05I, MW-06S and MW-06D) showed decreasing alkalinity concentrations (defined as a change of at least 20% compared to the previous results). The remaining 8 wells were consistent (defined as within 20% of previous results).

Ammonia

Six (6) wells (MW-02D, MW-05I, MW-06D, MW-11I, MW-11D and MW-12D) showed increasing concentrations of ammonia. Eleven (11) wells (MW-01I, MW-01D, MW-02I, MW-04I, MW-04D, MW-05D, MW-06S, MW-06I, MW-11S, MW-12S and MW-12I) showed decreasing concentrations. The remaining 5 wells were consistent.

Biochemical Oxygen Demand

Seven (7) wells (MW-01S, MW-03S, MW-04S, MW-04I, MW-05I, MW-06S and MW-07I) showed increasing concentrations of biochemical oxygen demand. Well MW-04D showed a decrease in concentration. The remaining 14 wells were consistent.

Bromide

Wells MW-01S and MW-05S showed increasing concentrations of bromide. Eighteen (18) wells (MW-01I, MW-01D, MW-02I, MW-02D, MW-03S, MW-04S, MW-04I, MW-05I, MW-05D, MW-06S, MW-06I, MW-06D, MW-11S, MW-11I, MW-11D, MW-12S, MW-12I and MW-12D) showed decreasing concentrations. The remaining 2 wells were consistent.

Chemical Oxygen Demand

Seven (7) wells (MW-01S, MW-03S, MW-04S, MW-06S, MW-06D, MW-07I and MW-12I) showed increasing concentrations of chemical oxygen demand. Three (3) wells (MW-01D, MW-05S and MW-11S) showed decreasing concentrations. The remaining 12 wells were consistent.

Chloride

Well MW-01S showed an increase in chloride concentration. Wells MW-05I and MW-11I showed decreasing concentrations. The remaining 19 wells were consistent.

Hardness

Five (5) wells (MW-01S, MW-02D, MW-05D, MW-06I and MW-12I) showed increasing concentrations of hardness. Three (3) wells (MW-01I, MW-07I and MW-11S) showed decreasing concentrations. The remaining 14 wells were consistent.

Nitrate

Five (5) wells (MW-04I, MW-04D, MW-05I, MW-06S and MW-12I) showed increasing concentrations of nitrate. Eleven (11) wells (MW-01S, MW-01I, MW-01D, MW-04S, MW-05S, MW-06I, MW-06D, MW-07I, MW-011S, MW-011I and MW-11D) showed decreasing concentrations. The remaining 6 wells were consistent.

Total Phenols

All sampled wells were consistent.

Sulfate

Seven (7) wells (MW-01D, MW-04S, MW-04D, MW-06I, MW-11I, MW-11D and MW-12S) showed increasing concentrations of sulfate. Five (5) wells (MW-01S, MW-03S, MW-05S, MW-07I and MW-11S) showed decreasing concentrations. The remaining 10 wells were consistent.

Total Organic Carbon

Ten (10) wells (MW-01S, MW-03S, MW-04S, MW-05S, MW-06S, MW-06I, MW-06D, MW-07I, MW-12S and MW-12I) showed increasing total organic carbon concentrations. Well MW-11S showed a decrease in concentration. The remaining 11 wells were consistent.

Total Dissolved Solids

Eight (8) wells (MW-01S, MW-02I, MW-02D, MW-06I, MW-06D, MW-11S, MW-11I and MW-12I) showed increasing total dissolved solid concentrations. Wells MW-01I and MW-07I showed decreasing concentrations. The remaining 12 wells were consistent.

Total Kjeldahl Nitrogen

Five (5) wells (MW-02D, MW-05S, MW-05I, MW-07I and MW-11D) showed increasing concentrations of total Kjeldahl nitrogen. Nine (9) wells (MW-01S, MW-01I, MW-01D, MW-04I, MW-06D, MW-11S, MW-12S, MW-12I and MW-12D) showed decreasing concentrations. The remaining 8 wells were consistent.

4.2.3 Inorganic Parameters

The results of the inorganic parameters for the groundwater samples are presented in Appendix A-2. As shown by the first quarter 2006 analytical results, iron, manganese and

sodium were detected at concentrations above the Class GA groundwater standards. The following provides a discussion of these exceedances.

Iron

Twelve (12) wells (MW-01S, MW-03S, MW-04S, MW-04I, MW-04D, MW-05S, MW-05I, MW-06S, MW-06I, MW-06D, MW-11D and MW-12S) exceeded the groundwater standard of 300 micrograms per liter (ug/l) for iron. Iron concentrations for the wells with exceedances ranged from 469 ug/l in well MW-12S to 51,400 ug/l in well MW-04S.

Manganese

Seventeen (17) wells (MW-01S, MW-02I, MW-03S, MW-04S, MW-04I, MW-04D, MW-05S, MW-05I, MW-05D, MW-06S, MW-06I, MW-06D, MW-07I, MW-11S, MW-11I, MW-11D and MW-12I) exceeded the groundwater standard of 300 ug/l for manganese. Manganese concentrations for the wells with exceedances ranged from 372 ug/l in well MW-11D to 7,260 ug/l in well MW-05D.

Sodium

Ten (10) wells (MW-01S, MW-01D, MW-03S, MW-04S, MW-05S, MW-05I, MW-06S, MW-06I, MW-11S and MW-12S) exceeded the groundwater standard of 20,000 ug/l for sodium. Sodium concentrations for the wells with exceedances ranged from 23,500 ug/l in well MW-06S to 750,000 ug/l in MW-01D.

4.2.4 Historic Inorganic Parameters

A comparison of the inorganic parameter results in the 22 wells sampled between the fourth quarter 2005 and the first quarter 2006 sampling events is provided below. Concentration trends and exceedances for each well are summarized in Table 4-3. Historic data for inorganic parameters are summarized in Appendix A-2.

Table 4-3

**SONIA ROAD LANDFILL
POST CLOSURE GROUNDWATER MONITORING PROGRAM
SUMMARY OF CONCENTRATION TRENDS FOR INORGANIC PARAMETERS – FIRST QUARTER 2006**

Well	Location	Cadmium	Calcium	Iron	Lead	Magnesium	Manganese	Potassium	Sodium
MW-01S	Upgradient	C	I	I	D	D	I	I	I
MW-01I	Upgradient	C	C	I	C	C	C	I	C
MW-01D	Upgradient	I	C	I	C	C	I	I	C
MW-02I	Upgradient	C	C	C	C	C	I	I	I
MW-02D	Upgradient	C	C	I	C	C	I	I	C
MW-03S	Downgradient	C	C	D	C	C	C	I	I
MW-04S	Downgradient	C	C	C	D	C	C	C	C
MW-04I	Downgradient	C	C	C	D	C	C	C	C
MW-04D	Downgradient	C	C	C	D	C	C	C	C
MW-05S	Downgradient	C	C	C	C	I	D	I	C
MW-05I	Downgradient	C	D	D	C	D	D	C	D
MW-05D	Downgradient	D	C	I	C	C	C	I	C
MW-06S	Sidegradient	D	C	C	D	I	C	I	C
MW-06I	Sidegradient	C	I	C	D	I	I	I	I
MW-06D	Sidegradient	C	C	C	D	I	C	D	C
MW-07I	Upgradient	C	D	I	D	C	C	I	C
MW-11S	Upgradient	C	C	I	C	C	I	C	C
MW-11I	Upgradient	C	I	I	C	I	I	I	I
MW-11D	Upgradient	I	I	I	I	I	C	C	C
MW-12S	Upgradient	C	C	I	C	I	I	C	I
MW-12I	Upgradient	I	I	I	I	C	C	I	C
MW-12D	Upgradient	C	I	C	C	I	C	I	C

Key: I = Increasing greater than 20%

D = Decreasing greater than 20%

C = Consistent within 20%

Parameter exceeds standard/guidance value during the current sampling event.

Cadmium

Three (3) wells (MW-01D, MW-11D and MW-12I) showed increasing cadmium concentrations. Wells MW-05D and MW-06S showed decreasing concentrations. The remaining 17 wells were consistent.

Calcium

Six (6) wells (MW-01S, MW-06I, MW-11I, MW-11D, MW-12I and MW-12D) showed increasing concentrations of calcium. Wells MW-05I and MW-07I showed decreasing concentrations. The remaining 14 wells were consistent.

Iron

Eleven (11) wells (MW-01S, MW-01I, MW-01D, MW-02D, MW-05D, MW-07I, MW-11S, MW-11I, MW-11D, MW-12S and MW-12I) showed increasing concentrations of iron. Wells MW-03S and MW-05I showed decreasing concentrations. The remaining 9 wells were consistent.

Lead

Wells MW-11D and MW-12I showed increasing concentrations of lead. Eight (8) wells (MW-01S, MW-04S, MW-04I, MW-04D, MW-06S, MW-06I, MW-06D and MW-07I) showed decreasing concentrations. The remaining 12 wells were consistent.

Magnesium

Eight (8) wells (MW-05S, MW-06S, MW-06I, MW-06D, MW-11I, MW-11D, MW-12S and MW-12D) showed increasing concentrations of magnesium. Wells MW-01S and MW-05I showed decreasing concentrations. The remaining 12 wells were consistent.

Manganese

Eight (8) wells (MW-01S, MW-01D, MW-02I, MW-02D, MW-06I, MW-11S, MW-11I and MW-12S) showed increasing concentrations of manganese. Wells MW-05S and MW-05I showed decreasing concentrations. The remaining 12 wells were consistent.

Potassium

Fourteen (14) wells (MW-01S, MW-01I, MW-01D, MW-02I, MW-02D, MW-03S, MW-05S, MW-05D, MW-06S, MW-06I, MW-07I, MW-11I, MW-12I and MW-12D) showed increasing concentrations of potassium. Well MW-06D showed a decrease in potassium concentration. The remaining 7 wells were consistent.

Sodium

Six (6) wells (MW-01S, MW-02I, MW-03S, MW-06I, MW-11I and MW-12S) showed increasing concentrations of sodium. Well MW-05I showed a decrease in sodium concentration. The remaining 15 wells were consistent.


In order to evaluate changes in groundwater, historic results for alkalinity, iron plus manganese, total dissolved solids and specific conductivity were graphed for the shallow, intermediate and deep zones for upgradient well clusters 1 and 11, and downgradient well clusters 4 and 5. These parameters were selected as possible indicators of landfill impacts to groundwater. These graphs are included in Appendix A-4.

4.3 Organic Vapor and Combustible Gas Monitoring

The results of the organic vapor and combustible gas monitoring are presented in Table 4-1. The results measured by the photoionization detector (PID) showed a low level of VOC vapors in well MW-13D, with a concentration of 4.7 parts per million (ppm). No VOCs were measured in

the remaining 34 wells. All 35 wells showed a combustible gas reading of 0% of the lower explosive limit (LEL).

Section 5



5.0 DATA VALIDATION

Twenty-two (22) groundwater samples, two blind duplicates, two matrix spike/matrix spike duplicate (MS/MSD) sets and two field blanks were collected as part of the February 2006 Post Closure Groundwater Monitoring Program sampling event at the Sonia Road Landfill. The samples were analyzed for Routine Parameters as listed in 6 NYCRR Part 360. Sample analysis was performed by H2M Laboratories, a contractor to the IRRA, in accordance with SW-846 methods as specified in the Part 360 regulations. H2M Laboratories is approved under the New York State Department of Health Environmental Laboratory Approval Program (ELAP) for the analyses performed.

The data packages submitted by H2M Laboratories were reviewed for completeness and compliance with the analytical methods. All of the quality assurance/quality control (QA/QC) samples (calibrations, spikes, duplicates and blanks), as well as 20% of the analytical results, were reviewed yielding a “20% validation” in conformance with the Sampling and Analysis Plan. The samples reviewed for calculation and transcription errors were MW-01S, MW-03S, MW-07I, MW-11D and MW-12S. The findings of the review process are summarized below.

All samples were analyzed within the method specified holding times. All QA/AC requirements (calibrations, MS/MSDs, duplicates and blanks) were met.

Blind duplicates were collected from wells MW-11D (Blind Duplicate No. 1) and MW-04I (Blind Duplicate No. 2), and the results were comparable between the samples and the duplicates. Spike and duplicates were analyzed on samples collected from wells MW-02I and MW-04D. All spike recoveries and RPDs for the duplicates were within QC limits.

No problems were found with the data packages. All results are deemed valid and usable for environmental assessment purposes.

Completed data validation forms for the first quarter 2006 sampling event are provided in Appendix D.

Section 6



6.0 GROUNDWATER LEVEL MEASUREMENTS AND FLOW DIRECTION

Groundwater level measurements were obtained on February 24, 2006, from the 22 monitoring wells included in the Post Closure Groundwater Monitoring Program and the 13 additional wells not sampled as part of this program. The depth to water measurements, measuring point elevations and calculated groundwater elevations for the 35 monitoring wells are presented in Table 6-1.

Water level data from February 24, 2006 were used to construct groundwater elevation contour maps for the shallow (water table), intermediate and deep Upper Glacial aquifer wells at and in the immediate vicinity of the Sonia Road Landfill. Water table and potentiometric surface (for the intermediate and deep wells) elevation contour maps are presented on Figures 6-1, 6-2 and 6-3, respectively. Groundwater flow within the zones screened by the shallow, intermediate and deep wells is toward the southeast in the vicinity of the landfill. This groundwater flow direction is consistent with historic data for the site. Figures 6-1 and 6-3 show a slight inconsistency in the vicinity of cluster 6. This may be due to the survey measuring point elevations for wells MW-06S and MW-06D being reported in reverse order. This does not effect the overall groundwater flow direction.

Table 6-1

**SONIA ROAD LANDFILL
POST CLOSURE GROUNDWATER MONITORING PROGRAM
MONITORING WELL GROUNDWATER ELEVATION
MEASUREMENTS - FIRST QUARTER 2006
FEBRUARY 24, 2006**

Monitoring Well No.	Measuring Point Elevation (feet amsl)	Depth to Water from Measuring Point (feet)	Groundwater Elevation (feet amsl)
MW-01D	64.53	11.53	53.00
MW-01I	65.36	12.31	53.05
MW-01S	66.01	12.97	53.04
MW-02D	78.43	26.09	52.34
MW-02I	78.24	25.88	52.36
MW-02S*	ABANDONED		--
MW-03D	70.50	19.21	51.29
MW-03I	70.77	19.25	51.52
MW-03S	70.76	19.24	51.52
MW-04D	69.03	18.45	50.58
MW-04I	69.31	18.80	50.51
MW-04S	71.10	20.58	50.52
MW-05D	70.96	19.89	51.07
MW-05I	70.26	19.42	50.84
MW-05S	70.28	19.45	50.83
MW-06D	74.45	23.95	50.50
MW-06I	74.52	23.45	51.07
MW-06S	75.02	23.37	51.65
MW-07D	75.04	23.15	51.89
MW-07I	73.43	21.57	51.86
MW-07S	72.83	20.92	51.91
MW-10D	56.34	3.34	53.00
MW-10I	56.16	3.12	53.04
MW-10S	56.65	3.31	53.34

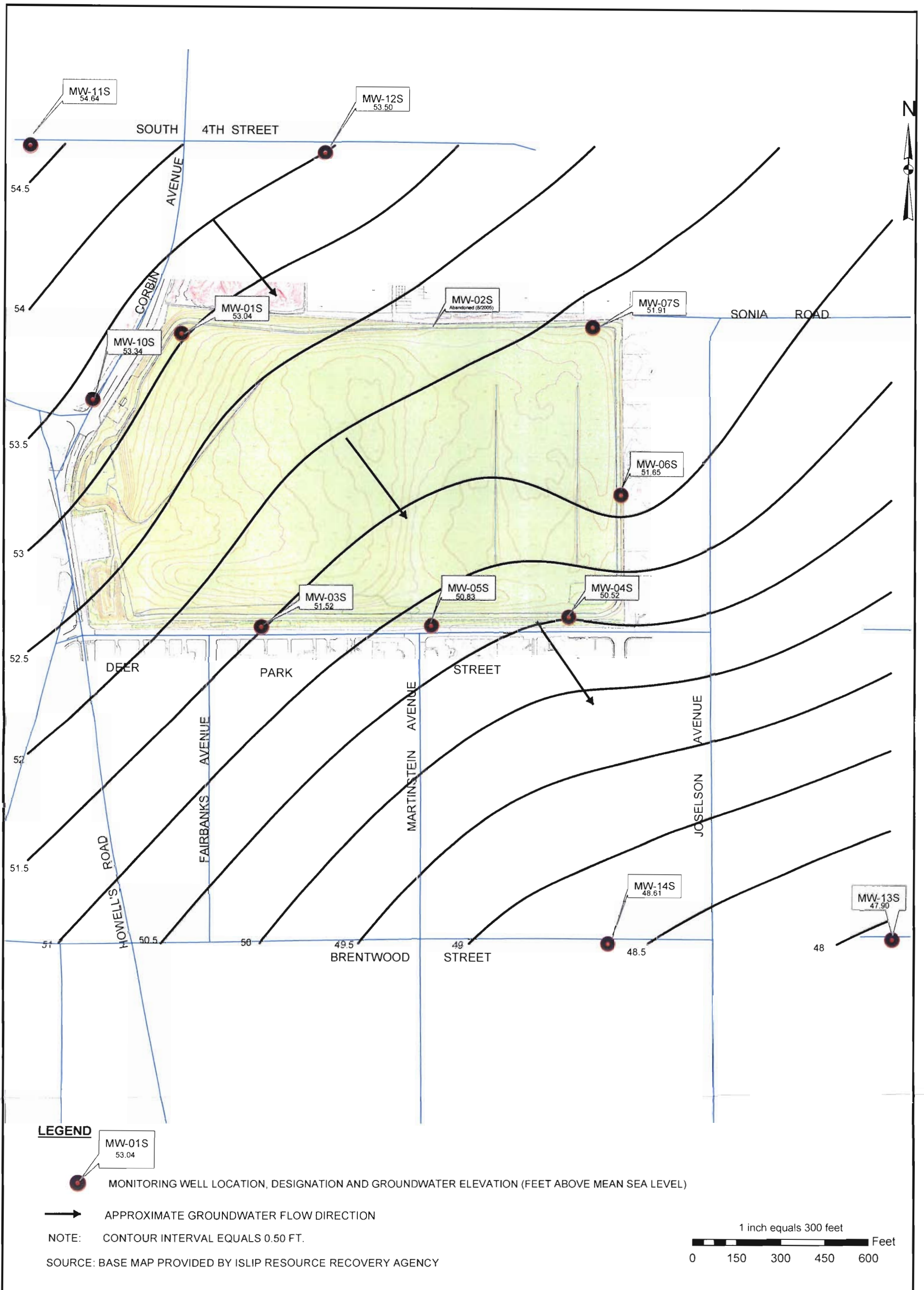
Table 6-1 (continued)

**SONIA ROAD LANDFILL
POST CLOSURE GROUNDWATER MONITORING PROGRAM
MONITORING WELL GROUNDWATER ELEVATION
MEASUREMENTS - FIRST QUARTER 2006
FEBRUARY 24, 2006**

Monitoring Well No.	Measuring Point Elevation (feet amsl)	Depth to Water from Measuring Point (feet)	Groundwater Elevation (feet amsl)
MW-11D	60.19	5.45	54.74
MW-11I	60.38	5.75	54.63
MW-11S	59.87	5.23	54.64
MW-12D	58.61	5.12	53.49
MW-12I	58.92	5.43	53.49
MW-12S	58.79	5.29	53.50
MW-13D	70.37	22.45	47.92
MW-13I	70.30	22.42	47.88
MW-13S	70.51	22.61	47.90
MW-14D	64.58	15.95	48.63
MW-14I	64.57	15.97	48.60
MW-14S	64.55	15.94	48.61

amsl: above mean sea level

*Well MW-02S abandoned in August 2005.

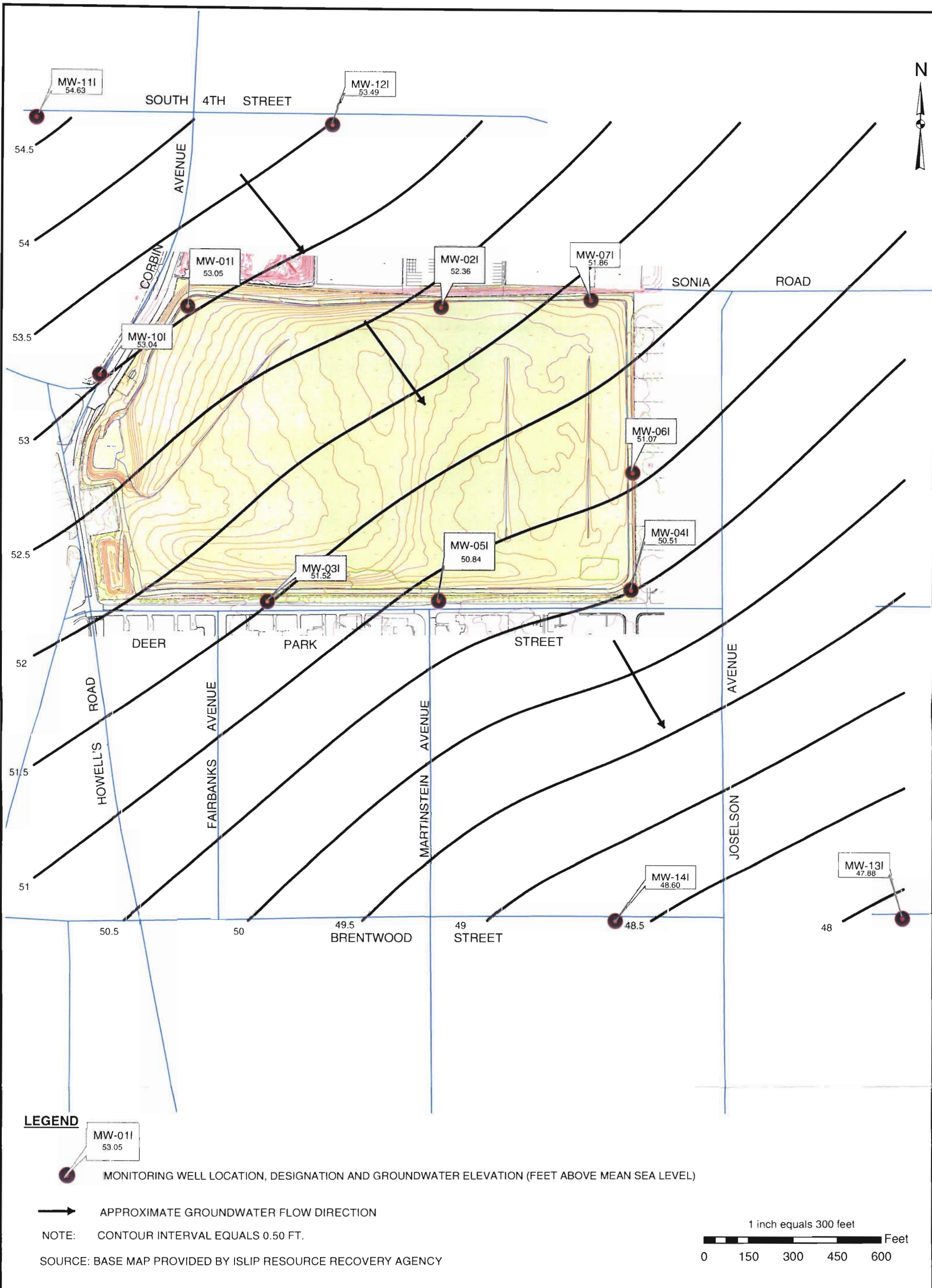


SONIA ROAD LANDFILL
POST CLOSURE GROUNDWATER MONITORING PROGRAM

WATER TABLE ELEVATION CONTOUR MAP
FEBRUARY 24, 2006

FIGURE 6-1



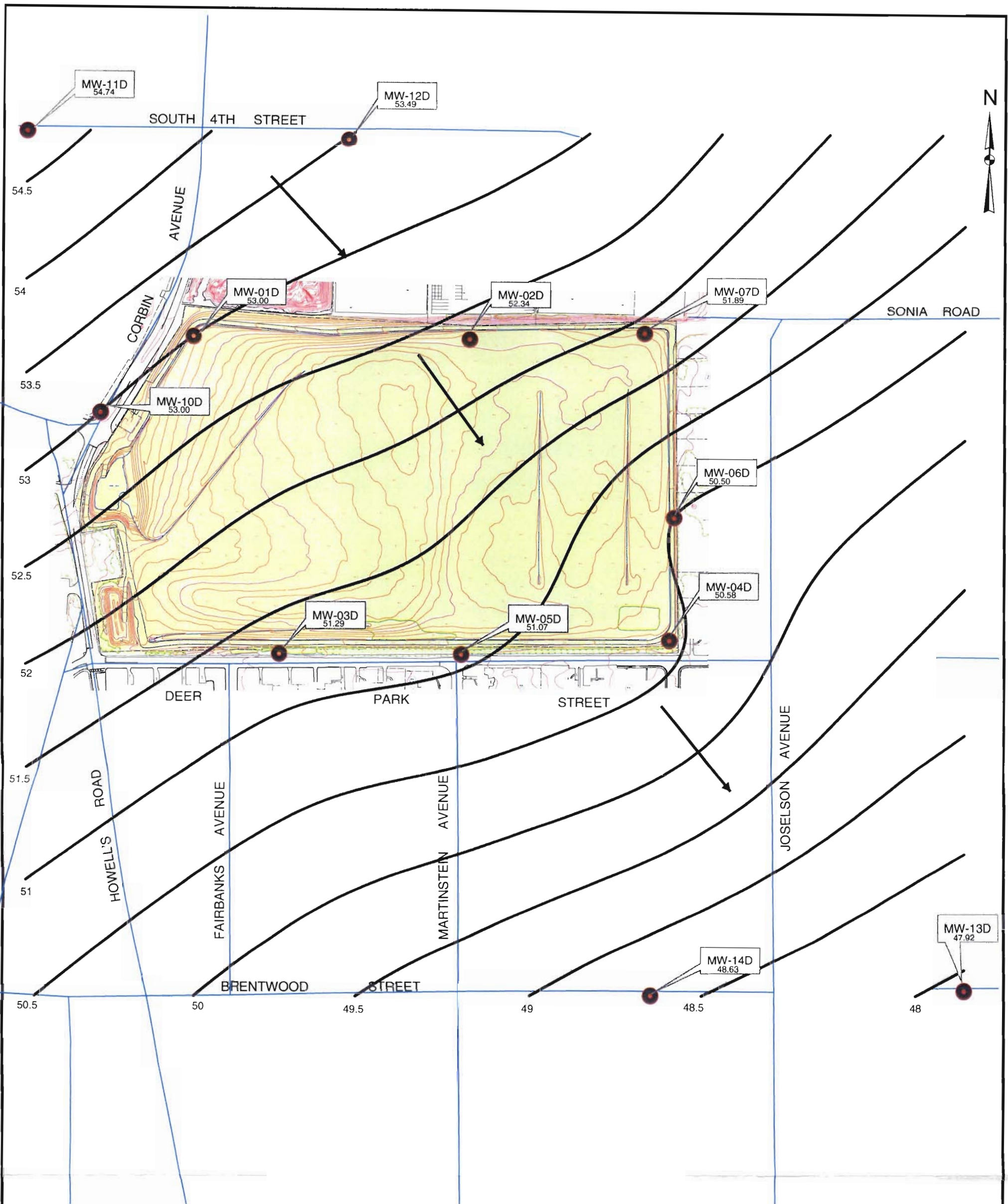


SONIA ROAD LANDFILL
POST CLOSURE GROUNDWATER MONITORING PROGRAM

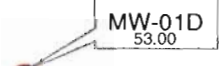

**INTERMEDIATE DEPTH POTENTIOMETRIC SURFACE
ELEVATION CONTOUR MAP
FEBRUARY 24, 2006**

FIGURE 6-2



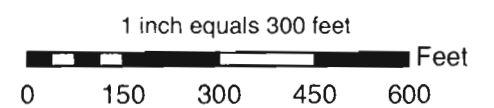


LEGEND


-  MONITORING WELL LOCATION, DESIGNATION AND GROUNDWATER ELEVATION (FEET ABOVE MEAN SEA LEVEL)
-  APPROXIMATE GROUNDWATER FLOW DIRECTION

NOTE: CONTOUR INTERVAL EQUALS 0.50 FT.

SOURCE: BASE MAP PROVIDED BY ISLIP RESOURCE RECOVERY AGENCY



Section 7



7.0 CONCLUSIONS AND RECOMMENDATIONS

7.1 Conclusions

Groundwater Flow

Based on groundwater level measurements collected during the first quarter 2006 and the shallow (water table), intermediate and deep potentiometric surface elevation contour maps constructed for the site, groundwater flow at and in the vicinity of the Sonia Road Landfill is toward the southeast. This groundwater flow direction is consistent with previous maps prepared for the site.

Groundwater Quality

Based on a comparison of the first quarter 2006 results to the fourth quarter 2005 results and review of the historical trend graphs in Appendix A-4, groundwater quality in the vicinity of the Sonia Road Landfill has not substantially changed.

Since the only chloride concentration that exceeded the groundwater standard was in upgradient well MW-01D, the source of the detected chloride is not the Sonia Road Landfill. Similarly, the detected concentrations of iron, manganese and sodium are likely not indicative of landfill-influenced groundwater, since concentrations of these parameters above groundwater standards were detected in both upgradient and downgradient wells. Although ammonia was detected above the standard in only downgradient wells, ammonia has historically been detected at elevated levels in upgradient wells. As a result, it is also concluded that the source of the detected ammonia is not the landfill.

Concentrations of bromide up to 3.4 mg/l (above the guidance value of 2 mg/l) were detected in three downgradient wells during this sampling event. Historic results show sporadic bromide detections above the guidance value in upgradient and downgradient wells (see Appendix A-1). As a result, it appears unlikely that the detected bromide is related to the landfill.


The bromide concentrations for future sampling events will be monitored to reevaluate this conclusion.

7.2 Recommendations

Based on the first quarter 2006 results and comparison of these results to historic data for the Sonia Road Landfill, it is recommended to continue to sample the groundwater monitoring wells in accordance with the SAP.

Due to the apparent inconsistencies in water level elevations noted for wells MW-06S and MW-06D, it is suggested that the reported measuring point elevations for these wells have been reversed following the rehabilitation of the well heads and vaults. Therefore, it is recommended that the measuring point elevations for these wells be confirmed. The IRRA will coordinate resurveying of these wells.

Appendix A



APPENDIX A-1

**HISTORIC AND CURRENT
GROUNDWATER SAMPLE RESULTS -
LEACHATE INDICATORS**

Appendix A-1

SONIA ROAD LANDFILL
POST CLOSURE GROUNDWATER MONITORING PROGRAM
HISTORIC AND CURRENT SAMPLE RESULTS
LEACHATE INDICATORS

CONSTITUENT	NYSDEC Class GA Groundwater Standards/Guidance Values	CAS #	SITE : DATE : UNITS:	MW-01D	MW-01D	MW-01D	MW-01D	MW-01D	MW-01D	MW-01D	MW-01D
				10/24/97	11/30/2000	01/30/2001	8/21/02	11/20/02	3/5/03	6/3/03	8/21/03
Color (APHA Units)	-	-	(mg/l)	5 U	5 U	5 U	NS	30	NS	NS	20
Alkalinity (as CaCO3)	-	471-34-1	(mg/l)	11.4	37	43	41.6	51.3	44	66.2	66.1
Ammonia (as N)	2 ST	7664-41-7	(mg/l)	0.36	0.46	0.49	0.21	0.33	2.31	0.49	0.10 U
Biochemical Oxygen Demand	-	-	(mg/l)	20	2 U	2 U	2 U	2 U	6	4	6
Bromide	2 GV	24959-67-9	(mg/l)	0.5 U	0.5 U	0.5 U	0.5 U	0.5 U	0.5 U	0.9	0.5 U
Chemical Oxygen Demand	-	-	(mg/l)	3 U	21.5	10.7	46.9	17.6	48.6	14.3	10 U
Chloride	250 ST	16887-00-6	(mg/l)	198	737	570	779	589	513	620	256
Hardness (as CaCO3)	-	-	(mg/l)	146	74	80	140	290	100	58	23
Nitrate (as N)	10 ST	14797-55-8	(mg/l)	1.2	0.42	1	1.08	1.66	0.84	0.61	2.22
Phenols, total	0.001 ST	-	(mg/l)	0.0011	0.005 U	0.005 U	0.005 U	0.005 U	0.005 U	0.005 U	0.005 U
Sulfate	250 ST	14808-79-8	(mg/l)	19.8	19.8	33.2	60.2	27.5	26.7	46.8	33
Total Organic Carbon	-	-	(mg/l)	2.3	2.3	2.4	1.5	5.7	6	1.4	3.8
Total Dissolved Solids	-	-	(mg/l)	452	1060	1500	1340	1160	950	1100	548
Total Kjeldahl Nitrogen (as N)	-	7727-37-9	(mg/l)	0.2 U	0.59	0.660	0.42	1.37	3.24	0.53	0.33

CONSTITUENT	NYSDEC Class GA Groundwater Standards/Guidance Values	CAS #	SITE : DATE : UNITS:	MW-01D	MW-01D	MW-01D	MW-01D	MW-01D	MW-01D	MW-01D	MW-01D
				11/10/03	2/26/04	5/20/04	8/19/04	11/8/04	2/28/05	5/25/05	8/24/05
Color (APHA Units)	-	-	(mg/l)	NS	NS	5 U	NS	NS	5 U	NS	NS
Alkalinity (as CaCO3)	-	471-34-1	(mg/l)	63.4	60.5	53.6	38	36.8	30.8	32.6	42.1
Ammonia (as N)	2 ST	7664-41-7	(mg/l)	0.10 U	0.60	0.82	0.1 U	1.14	1.52	1.6	1.2
Biochemical Oxygen Demand	-	-	(mg/l)	2 U	2 U	2 U	2 U	2 U	19	2 U	2 U
Bromide	2 GV	24959-67-9	(mg/l)	3.2	0.5 U	0.5 U	0.5 U	0.8	0.5 U	0.5	0.6
Chemical Oxygen Demand	-	-	(mg/l)	10 U	42.9	70.3	122	31.1	88.5	23.5	43.5
Chloride	250 ST	16887-00-6	(mg/l)	111	656	656	896	292	1280	1310	1050
Hardness (as CaCO3)	-	-	(mg/l)	15	160	260	184	220	196	176	136
Nitrate (as N)	10 ST	14797-55-8	(mg/l)	2.69	0.41	0.56	1.82	0.51	0.6	0.92	1.54
Phenols, total	0.001 ST	-	(mg/l)	0.005 U	0.005 U	0.005 U	0.005 U	0.005 U	0.005 U	0.005 U	0.005 U
Sulfate	250 ST	14808-79-8	(mg/l)	27.5	17.8	30.2	46.5	46.2	44.2	46.8	44.8
Total Organic Carbon	-	-	(mg/l)	1.1	1 U	1.6	1 U	1.4	1.8	1.8	2
Total Dissolved Solids	-	-	(mg/l)	290	1040	1020	1770	2060	2050	1780	1960
Total Kjeldahl Nitrogen (as N)	-	7727-37-9	(mg/l)	0.34	0.52	0.61	1.76	1.35	1.80	1.67	1.62

NOTES:

NS: Not sampled

U: Analyzed for but not detected, value shown is instrument detection limit

█: Concentration exceeds Standard/Guidance Value

J: Reported value is estimated due to variance from quality control limits

Appendix A-1

SONIA ROAD LANDFILL
 POST CLOSURE GROUNDWATER MONITORING PROGRAM
 HISTORIC AND CURRENT SAMPLE RESULTS
 LEACHATE INDICATORS

CONSTITUENT	NYSDEC Class GA Groundwater Standards/Guidance Values	CAS #	SITE : DATE : UNITS:	MW-01D 11/28/05 (mg/l)	MW-01D 2/24/06 (mg/l)	MW-01D (mg/l)	MW-01D (mg/l)	MW-01D (mg/l)	MW-01D (mg/l)	MW-01D (mg/l)	MW-01D (mg/l)
Color (APHA Units)	-	-	(mg/l)	NS	NS						
Alkalinity (as CaCO ₃)	-	471-34-1	(mg/l)	53.2	55						
Ammonia (as N)	2 ST	7664-41-7	(mg/l)	1.28	0.88						
Biochemical Oxygen Demand	-	-	(mg/l)	2 U	2 U						
Bromide	2 GV	24959-67-9	(mg/l)	0.7	0.5						
Chemical Oxygen Demand	-	-	(mg/l)	969	57.2						
Chloride	250 ST	16887-00-6	(mg/l)	1160	1210						
Hardness (as CaCO ₃)	-	-	(mg/l)	128	135						
Nitrate (as N)	10 ST	14797-55-8	(mg/l)	0.98	0.73						
Phenols, total	0.001 ST	-	(mg/l)	0.005 U	0.005 U						
Sulfate	250 ST	14808-79-8	(mg/l)	34.3	44.2						
Total Organic Carbon	-	-	(mg/l)	2.4	2.4						
Total Dissolved Solids	-	-	(mg/l)	1720	2060						
Total Kjeldahl Nitrogen (as N)	-	7727-37-9	(mg/l)	2.4	1.37						

NOTES:

NS: Not sampled

U: Analyzed for but not detected, value shown is instrument detection limit

█ : Concentration exceeds Standard/Guidance Value

J: Reported value is estimated due to variance from quality control limits

Appendix A-1

SONIA ROAD LANDFILL
POST CLOSURE GROUNDWATER MONITORING PROGRAM
HISTORIC AND CURRENT SAMPLE RESULTS
LEACHATE INDICATORS

CONSTITUENT	NYSDEC Class GA Groundwater Standards/Guidance Values	CAS #	SITE : DATE : UNITS:	MW-01I 10/24/97 (mg/l)	MW-01I 11/30/2000 (mg/l)	MW-01I 01/30/2001 (mg/l)	MW-01I 8/21/02 (mg/l)	MW-01I 11/20/02 (mg/l)	MW-01I 3/5/03 (mg/l)	MW-01I 6/3/03 (mg/l)	MW-01I 8/21/03 (mg/l)
Color (APHA Units)	-	-	(mg/l)	NS	5 U	5 U	NS	5	NS	NS	10
Alkalinity (as CaCO ₃)	-	471-34-1	(mg/l)	20.7	65.6	50	14.8	23.4	65.8	58.7	63.8
Ammonia (as N)	2 ST	7664-41-7	(mg/l)	0.9	0.24	0.63	0.15	0.1 U	0.45	0.25	0.1 U
Biochemical Oxygen Demand	-	-	(mg/l)	2 U	2	2 U	2 U	2 U	2 U	8	7
Bromide	2 GV	24959-67-9	(mg/l)	0.5 U	0.5 U	0.5 U	0.5 U	0.5 U	0.5 U	1.1	0.5 U
Chemical Oxygen Demand	-	-	(mg/l)	3 U	10 U	10 U	12.7	10 U	30	10 U	16.8
Chloride	250 ST	16887-00-6	(mg/l)	195	34.6	72	16.4	68.7	59.5	13.1	122
Hardness (as CaCO ₃)	-	-	(mg/l)	42	5	30	40	32	80	14	48
Nitrate (as N)	10 ST	14797-55-8	(mg/l)	0.72	0.53	1.3	2.74	0.6	0.1 U	0.1 U	0.91
Phenols, total	0.001 ST	-	(mg/l)	0.0010 U	0.005 U	0.005 U	0.005 U	0.005 U	0.005 U	0.005 U	0.005 U
Sulfate	250 ST	14808-79-8	(mg/l)	35.2	10.2	5 U	5 U	12.1	23.4	9.2	5 U
Total Organic Carbon	-	-	(mg/l)	2.8	1.7	0.99 J	1.4	1 U	1.4	1 U	1 U
Total Dissolved Solids	-	-	(mg/l)	356	179	310	86	310	201	87	307
Total Kjeldahl Nitrogen (as N)	-	7727-37-9	(mg/l)	0.2 U	0.35	1.16	0.21	0.45	0.7	0.23	0.84

CONSTITUENT	NYSDEC Class GA Groundwater Standards/Guidance Values	CAS #	SITE : DATE : UNITS:	MW-01I 11/10/03 (mg/l)	MW-01I 2/26/04 (mg/l)	MW-01I 5/20/04 (mg/l)	MW-01I 8/19/04 (mg/l)	MW-01I 11/8/04 (mg/l)	MW-01I 2/28/05 (mg/l)	MW-01I 5/25/05 (mg/l)	MW-01I 8/24/05 (mg/l)
Color (APHA Units)	-	-	(mg/l)	NS	NS	5 U	NS	NS	5 U	NS	NS
Alkalinity (as CaCO ₃)	-	471-34-1	(mg/l)	50	34.8	42.6	37.6	39.2	29.4	28.4	17.6
Ammonia (as N)	2 ST	7664-41-7	(mg/l)	0.93	1.53	0.55	0.1 U	0.1 U	0.1 U	1.24	0.92
Biochemical Oxygen Demand	-	-	(mg/l)	2 U	2 U	2	2 U	2 U	2 U	2 U	2 U
Bromide	2 GV	24959-67-9	(mg/l)	1.3	1 U	0.5 U	0.5 U	0.5 U	0.5 U	0.9	1.1
Chemical Oxygen Demand	-	-	(mg/l)	11.9	13.1	10 U	10 U	10 U	16.8	14.3	10 U
Chloride	250 ST	16887-00-6	(mg/l)	96.7	98.8	21.9	31.2	26.9	29.6	20.3	15.5
Hardness (as CaCO ₃)	-	-	(mg/l)	106	140	22	15	26	92	40	31
Nitrate (as N)	10 ST	14797-55-8	(mg/l)	0.79	0.26	1.55	1.63	1.88	1.41	0.1 U	0.74
Phenols, total	0.001 ST	-	(mg/l)	0.005 U	0.005 U	0.005 U	0.005 U	0.005 U	0.005 U	0.005 U	0.005 U
Sulfate	250 ST	14808-79-8	(mg/l)	9.6	7.7	9.8	5 U	5 U	6.2	8.9	11.2
Total Organic Carbon	-	-	(mg/l)	1 U	1 U	1 U	1 U	1 U	1 U	1 U	1.2
Total Dissolved Solids	-	-	(mg/l)	214	2910	157	119	125	121	140	169
Total Kjeldahl Nitrogen (as N)	-	7727-37-9	(mg/l)	1.41	1.12	0.84	0.59	0.56	0.30	1.59	1.15

NOTES:

NS: Not sampled

U: Analyzed for but not detected, value shown is instrument detection limit

█ : Concentration exceeds Standard/Guidance Value

J: Reported value is estimated due to variance from quality control limits

Appendix A-1


SONIA ROAD LANDFILL
POST CLOSURE GROUNDWATER MONITORING PROGRAM
HISTORIC AND CURRENT SAMPLE RESULTS
LEACHATE INDICATORS

CONSTITUENT	NYSDEC Class GA Groundwater Standards/Guidance Values	CAS #	SITE : DATE : UNITS:	MW-01I	MW-01I	MW-01I	MW-01I	MW-01I	MW-01I	MW-01I
				11/28/05 (mg/l)	2/24/06 (mg/l)	(mg/l)	(mg/l)	(mg/l)	(mg/l)	(mg/l)
Color (APHA Units)	-	-	(mg/l)	NS	NS					
Alkalinity (as CaCO ₃)	-	471-34-1	(mg/l)	22.6	27.8					
Ammonia (as N)	2 ST	7664-41-7	(mg/l)	1.02	0.77					
Biochemical Oxygen Demand	-	-	(mg/l)	2 U	2 U					
Bromide	2 GV	24959-67-9	(mg/l)	1.4	0.5 U					
Chemical Oxygen Demand	-	-	(mg/l)	10 U	10 U					
Chloride	250 ST	16887-00-6	(mg/l)	16	17.2					
Hardness (as CaCO ₃)	-	-	(mg/l)	32	25					
Nitrate (as N)	10 ST	14797-55-8	(mg/l)	0.5	0.12					
Phenols, total	0.001 ST	-	(mg/l)	0.005 U	0.005 U					
Sulfate	250 ST	14808-79-8	(mg/l)	14	11.3					
Total Organic Carbon	-	-	(mg/l)	1.2	1.1					
Total Dissolved Solids	-	-	(mg/l)	119	92					
Total Kjeldahl Nitrogen (as N)	-	7727-37-9	(mg/l)	2.03	1.03					

NOTES:

NS: Not sampled

U: Analyzed for but not detected, value shown is instrument detection limit

: Concentration exceeds Standard/Guidance Value

J: Reported value is estimated due to variance from quality control limits

Appendix A-1

SONIA ROAD LANDFILL
POST CLOSURE GROUNDWATER MONITORING PROGRAM
HISTORIC AND CURRENT SAMPLE RESULTS
LEACHATE INDICATORS

CONSTITUENT	NYSDEC Class GA Groundwater Standards/Guidance Values	CAS #	SITE : DATE : UNITS:	MW-01S 10/24/97 (mg/l)	MW-01S 11/30/2000 (mg/l)	MW-01S 01/29/2001 (mg/l)	MW-01S 8/21/02 (mg/l)	MW-01S 11/20/02 (mg/l)	MW-01S 3/5/03 (mg/l)	MW-01S 6/3/03 (mg/l)	MW-01S 8/21/03 (mg/l)
Color (APHA Units)	-	-	(mg/l)	80	50	50	NS	50	NS	NS	20
Alkalinity (as CaCO ₃)	-	471-34-1	(mg/l)	264	183	180	126	211	177	151	161
Ammonia (as N)	2 ST	7664-41-7	(mg/l)	1	2.1	2.2	1.46	2.03	1.04	0.93	0.1 U
Biochemical Oxygen Demand	-	-	(mg/l)	2 U	2 U	6	2 U	2 U	2 U	4	8
Bromide	2 GV	24959-67-9	(mg/l)	0.7	0.5	0.5 U	0.5 U	0.5 U	0.5 U	0.5 U	0.5 U
Chemical Oxygen Demand	-	-	(mg/l)	46	29.6	10.7	22.5	29.8	83.2	10 U	21.6
Chloride	250 ST	16887-00-6	(mg/l)	69.7	28.4	42	36.6	40.9	60.7	131	65.8
Hardness (as CaCO ₃)	-	-	(mg/l)	310	140	200	240	520	200	270	320
Nitrate (as N)	10 ST	14797-55-8	(mg/l)	0.1 U	0.1 U	0.080 J	0.1 U	0.1 U	0.1 U	0.12	0.55
Phenols, total	0.001 ST	-	(mg/l)	0.0010 U	0.005 U	0.005 U	0.005 U	0.005 U	0.005 U	0.005 U	0.005 U
Sulfate	250 ST	14808-79-8	(mg/l)	36.3	50	42.5	78	89	117	108	188
Total Organic Carbon	-	-	(mg/l)	11.7	6	9.1	4.8	5.1	6.9	4.3	5.6
Total Dissolved Solids	-	-	(mg/l)	432	259	310	250	420	74	506	534
Total Kjeldahl Nitrogen (as N)	-	7727-37-9	(mg/l)	2.3	1.9	3.3	1.26	2.11	1.21	0.84	0.85

CONSTITUENT	NYSDEC Class GA Groundwater Standards/Guidance Values	CAS #	SITE : DATE : UNITS:	MW-01S 11/10/03 (mg/l)	MW-01S 2/26/04 (mg/l)	MW-01S 5/20/04 (mg/l)	MW-01S 8/19/04 (mg/l)	MW-01S 11/8/04 (mg/l)	MW-01S 2/28/05 (mg/l)	MW-01S 5/25/05 (mg/l)	MW-01S 8/24/05 (mg/l)
Color (APHA Units)	-	-	(mg/l)	NS	NS	20	NS	NS	20	NS	NS
Alkalinity (as CaCO ₃)	-	471-34-1	(mg/l)	165	192	184	127	150	171	174	160
Ammonia (as N)	2 ST	7664-41-7	(mg/l)	1.57	0.44	1.15	0.1 U	0.24	0.27	0.37	0.22
Biochemical Oxygen Demand	-	-	(mg/l)	2 U	2 U	2 U	2 U	2 U	10	2 U	2 U
Bromide	2 GV	24959-67-9	(mg/l)	5.1	1 U	0.5 U	0.8	1.8	1.4	1.2	0.5 U
Chemical Oxygen Demand	-	-	(mg/l)	38.6	33	10 U	10 U	15.6	36.8	26.8	24.3
Chloride	250 ST	16887-00-6	(mg/l)	158	56.6	72.1	73.2	83.9	82.9	118	69.2
Hardness (as CaCO ₃)	-	-	(mg/l)	460	54	750	190	248	300	290	250
Nitrate (as N)	10 ST	14797-55-8	(mg/l)	0.1 U	0.26	0.1 U	0.61	0.11	0.1 U	0.1 U	0.12
Phenols, total	0.001 ST	-	(mg/l)	0.005 U	0.005 U	0.005 U	0.005 U	0.005 U	0.005 U	0.005 U	0.005 U
Sulfate	250 ST	14808-79-8	(mg/l)	282	140	130	104	140	98.5	87	88.5
Total Organic Carbon	-	-	(mg/l)	8.3	7.4	6.6	5.2	6.1	6.4	7.2	9.2
Total Dissolved Solids	-	-	(mg/l)	690	498	477	455	497	468	491	545
Total Kjeldahl Nitrogen (as N)	-	7727-37-9	(mg/l)	1.72	0.77	1.07	1.09	0.68	0.47	0.56	2.83

NOTES:

NS: Not sampled

U: Analyzed for but not detected, value shown is instrument detection limit

█: Concentration exceeds Standard/Guidance Value

J: Reported value is estimated due to variance from quality control limits

Appendix A-1

SONIA ROAD LANDFILL
 POST CLOSURE GROUNDWATER MONITORING PROGRAM
 HISTORIC AND CURRENT SAMPLE RESULTS
 LEACHATE INDICATORS

CONSTITUENT	NYSDEC Class GA Groundwater Standards/Guidance Values	CAS #	SITE : DATE : UNITS:	MW-01S 11/28/05 (mg/l)	MW-01S 2/24/06 (mg/l)	MW-01S (mg/l)	MW-01S (mg/l)	MW-01S (mg/l)	MW-01S (mg/l)	MW-01S (mg/l)	MW-01S (mg/l)
Color (APHA Units)	-	-	(mg/l)	NS	NS						
Alkalinity (as CaCO ₃)	-	471-34-1	(mg/l)	121	257						
Ammonia (as N)	2 ST	7664-41-7	(mg/l)	0.16	0.18						
Biochemical Oxygen Demand	-	-	(mg/l)	2 U	4						
Bromide	2 GV	24959-67-9	(mg/l)	0.5 U	0.7						
Chemical Oxygen Demand	-	-	(mg/l)	10 U	41.2						
Chloride	250 ST	16887-00-6	(mg/l)	48.4	85.3						
Hardness (as CaCO ₃)	-	-	(mg/l)	196	330						
Nitrate (as N)	10 ST	14797-55-8	(mg/l)	0.74	0.19						
Phenols, total	0.001 ST	-	(mg/l)	0.005 U	0.005 U						
Sulfate	250 ST	14808-79-8	(mg/l)	86	76						
Total Organic Carbon	-	-	(mg/l)	5.4	13.1						
Total Dissolved Solids	-	-	(mg/l)	344	572						
Total Kjeldahl Nitrogen (as N)	-	7727-37-9	(mg/l)	1.24	0.49						

NOTES:

NS: Not sampled

U: Analyzed for but not detected, value shown is instrument detection limit

█: Concentration exceeds Standard/Guidance Value

J: Reported value is estimated due to variance from quality control limits

Appendix A-1

SONIA ROAD LANDFILL
POST CLOSURE GROUNDWATER MONITORING PROGRAM
HISTORIC AND CURRENT SAMPLE RESULTS
LEACHATE INDICATORS

CONSTITUENT	NYSDEC Class GA Groundwater Standards/Guidance Values	CAS #	SITE : DATE : UNITS:	MW-02D 12/1/97 (mg/l)	MW-02D 12/01/2000 (mg/l)	MW-02D 01/30/2001 (mg/l)	MW-02D 8/21/02 (mg/l)	MW-02D 11/20/02 (mg/l)	MW-02D 3/5/03 (mg/l)	MW-02D 6/3/03 (mg/l)	MW-02D 8/22/03 (mg/l)
Color (APHA Units)	-	-	(mg/l)	5 U	5 U	5 U	NS	5	NS	NS	5 U
Alkalinity (as CaCO3)	-	471-34-1	(mg/l)	10.2	13.8	14	10.5	11.9	13.6	13.5	13.6
Ammonia (as N)	2 ST	7664-41-7	(mg/l)	0.24	0.2	0.22	0.1 U	0.1 U	0.1 U	0.1 U	0.1 U
Biochemical Oxygen Demand	-	-	(mg/l)	2 U	2 U	2 U	2 U	2 U	2 U	4	11
Bromide	2 GV	24959-67-9	(mg/l)	0.5 U	0.5 U	0.5 U	0.5 U	0.5 U	0.5 U	0.5 U	0.8
Chemical Oxygen Demand	-	-	(mg/l)	15 U	73	10 U	10 U	10 U	10 U	10 U	10 U
Chloride	250 ST	16887-00-6	(mg/l)	9.4	5.2	5.5	4.3	6.4	7.3	8.6	6.3
Hardness (as CaCO3)	-	-	(mg/l)	30	30	68	34	40	24	36	100
Nitrate (as N)	10 ST	14797-55-8	(mg/l)	1.4	1.2	1	0.69	1.48	1.49	1.45	1.47
Phenols, total	0.001 ST	-	(mg/l)	0.0010 U	0.005 U	0.005 U	0.005 U	0.005 U	0.005 U	0.005 U	0.005 U
Sulfate	250 ST	14808-79-8	(mg/l)	12.6	5 U	8.2	18.6	19.2	18.9	16.1	18.3
Total Organic Carbon	-	-	(mg/l)	0.7	1 U	0.88 J	1.2	1 U	1 U	1 U	1 U
Total Dissolved Solids	-	-	(mg/l)	76	96	80	60	110	80	73	91
Total Kjeldahl Nitrogen (as N)	-	7727-37-9	(mg/l)	0.23	0.19	0.340	0.1 U	0.1 U	0.18	0.1 U	0.1 U

CONSTITUENT	NYSDEC Class GA Groundwater Standards/Guidance Values	CAS #	SITE : DATE : UNITS:	MW-02D 11/11/03 (mg/l)	MW-02D 2/27/04 (mg/l)	MW-02D 5/20/04 (mg/l)	MW-02D 8/20/04 (mg/l)	MW-02D 11/8/04 (mg/l)	MW-02D 2/28/05 (mg/l)	MW-02D 5/26/05 (mg/l)	MW-02D 8/24/05 (mg/l)
Color (APHA Units)	-	-	(mg/l)	NS	NS	5 U	NS	NS	5 U	NS	NS
Alkalinity (as CaCO3)	-	471-34-1	(mg/l)	12.4	13	13.9	14.2	14.2	11.6	11	11.1
Ammonia (as N)	2 ST	7664-41-7	(mg/l)	0.1 U	0.1 U	0.11	0.1 U	0.1 U	0.1 U	0.1 U	0.1 U
Biochemical Oxygen Demand	-	-	(mg/l)	2 U	8	2 U	2 U	2 U	2 U	2 U	2 U
Bromide	2 GV	24959-67-9	(mg/l)	0.5	1 U	0.5 U	0.5 U	0.5 U	0.8	0.5	0.8
Chemical Oxygen Demand	-	-	(mg/l)	10 U	10 U	13.1	10 U	10 U	10 U	10 U	10 U
Chloride	250 ST	16887-00-6	(mg/l)	5.4	8.5	6.4	7.3	7	9.8	9.1	9.4
Hardness (as CaCO3)	-	-	(mg/l)	42	48	110	18	39	38	40	37
Nitrate (as N)	10 ST	14797-55-8	(mg/l)	1.62	1.51	1.69	1.36	1.38	1.35	1.35	1.31
Phenols, total	0.001 ST	-	(mg/l)	0.005 U	0.005 U	0.005 U	0.005 U	0.005 U	0.005 U	0.005 U	0.005 U
Sulfate	250 ST	14808-79-8	(mg/l)	19.8	17.9	25.6	20.3	20.1	22.2	8.8	18.6
Total Organic Carbon	-	-	(mg/l)	1 U	1 U	1 U	1 U	1 U	1 U	1 U	1 U
Total Dissolved Solids	-	-	(mg/l)	69	139	88	83	95	81	88	137
Total Kjeldahl Nitrogen (as N)	-	7727-37-9	(mg/l)	0.1 U	0.1 U	0.27	0.11	0.21	0.14	0.1 U	0.1 U

NOTES:

NS: Not sampled

U: Analyzed for but not detected, value shown is instrument detection limit



: Concentration exceeds Standard/Guidance Value

J: Reported value is estimated due to variance from quality control limits

Appendix A-1


**SONIA ROAD LANDFILL
POST CLOSURE GROUNDWATER MONITORING PROGRAM
HISTORIC AND CURRENT SAMPLE RESULTS
LEACHATE INDICATORS**

CONSTITUENT	NYSDEC Class GA Groundwater Standards/Guidance Values	CAS #	SITE : DATE : UNITS:	MW-02D 11/29/05 (mg/l)	MW-02D 2/28/06 (mg/l)	MW-02D (mg/l)	MW-02D (mg/l)	MW-02D (mg/l)	MW-02D (mg/l)	MW-02D (mg/l)	MW-02D (mg/l)
Color (APHA Units)	-	-	(mg/l)	NS	NS						
Alkalinity (as CaCO ₃)	-	471-34-1	(mg/l)	11.5	24.7						
Ammonia (as N)	2 ST	7664-41-7	(mg/l)	0.10 U	0.36						
Biochemical Oxygen Demand	-	-	(mg/l)	2.0 U	2 U						
Bromide	2 GV	24959-67-9	(mg/l)	0.7	0.5						
Chemical Oxygen Demand	-	-	(mg/l)	10 U	10 U						
Chloride	250 ST	16887-00-6	(mg/l)	8.6	8.4						
Hardness (as CaCO ₃)	-	-	(mg/l)	39	48						
Nitrate (as N)	10 ST	14797-55-8	(mg/l)	1.25	1.2						
Phenols, total	0.001 ST	-	(mg/l)	0.005 U	0.005 U						
Sulfate	250 ST	14808-79-8	(mg/l)	18.2	17.7						
Total Organic Carbon	-	-	(mg/l)	1 U	1 U						
Total Dissolved Solids	-	-	(mg/l)	48	79						
Total Kjeldahl Nitrogen (as N)	-	7727-37-9	(mg/l)	0.1	0.34						

NOTES:

NS: Not sampled

U: Analyzed for but not detected, value shown is instrument detection limit

: Concentration exceeds Standard/Guidance Value

J: Reported value is estimated due to variance from quality control limits

Appendix A-1

SONIA ROAD LANDFILL
POST CLOSURE GROUNDWATER MONITORING PROGRAM
HISTORIC AND CURRENT SAMPLE RESULTS
LEACHATE INDICATORS

CONSTITUENT	NYSDEC Class GA Groundwater Standards/Guidance Values	CAS #	SITE : DATE : UNITS:	MW-02I 10/27/97 (mg/l)	MW-02I 12/01/2000 (mg/l)	MW-02I 01/30/2001 (mg/l)	MW-02I 8/21/02 (mg/l)	MW-02I 11/20/02 (mg/l)	MW-02I 3/7/03 (mg/l)	MW-02I 6/3/03 (mg/l)	MW-02I 8/21/03 (mg/l)
Color (APHA Units)	-	-	(mg/l)	5 U	5 U	5 U	NS	10	NS	NS	10
Alkalinity (as CaCO3)	-	471-34-1	(mg/l)	12.3	9	9.3	4.5	9.6	16.2	17.2	7.4
Ammonia (as N)	2 ST	7664-41-7	(mg/l)	0.65	9.1	0.64	0.10 U	0.1 U	0.29	0.19	0.1 U
Biochemical Oxygen Demand	-	-	(mg/l)	2 U	2 U	2 U	2 U	2 U	2 U	3	7
Bromide	2 GV	24959-67-9	(mg/l)	0.5 U	0.5 U	0.5 U	0.5 U	0.5 U	0.5 U	0.5 U	0.5 U
Chemical Oxygen Demand	-	-	(mg/l)	15 U	56.7	10 U	12.7	10 U	14	10 U	10 U
Chloride	250 ST	16887-00-6	(mg/l)	10	12.8	15	10.8	3.8	14	6.2	8.2
Hardness (as CaCO3)	-	-	(mg/l)	26	34	80	32	90	44	46	42
Nitrate (as N)	10 ST	14797-55-8	(mg/l)	1.9	2.2	2.4	2.39	2.56	1.68	1.92	2.72
Phenols, total	0.001 ST	-	(mg/l)	0.0010 U	0.005 U	0.005 U	0.005 U	0.005 U	0.005 U	0.005 U	0.005 U
Sulfate	250 ST	14808-79-8	(mg/l)	32.9	5.4	7.80	10.3	13.8	25.1	27.7	16.6
Total Organic Carbon	-	-	(mg/l)	1.5	1.5	1.1	1.3	1.3	3.2	2.3	1 U
Total Dissolved Solids	-	-	(mg/l)	103	88	99	58	97	83	82	112
Total Kjeldahl Nitrogen (as N)	-	7727-37-9	(mg/l)	0.8	9	1.20	0.1 U	0.28	1.45	0.66	0.26

CONSTITUENT	NYSDEC Class GA Groundwater Standards/Guidance Values	CAS #	SITE : DATE : UNITS:	MW-02I 11/11/03 (mg/l)	MW-02I 2/26/04 (mg/l)	MW-02I 5/20/04 (mg/l)	MW-02I 8/20/04 (mg/l)	MW-02I 11/8/04 (mg/l)	MW-02I 2/28/05 (mg/l)	MW-02I 5/26/05 (mg/l)	MW-02I 8/24/05 (mg/l)
Color (APHA Units)	-	-	(mg/l)	NS	NS	20	NS	NS	5 U	NS	NS
Alkalinity (as CaCO3)	-	471-34-1	(mg/l)	7.5	9.4	32.1	10.2	17.8	8.8	8.3	7.4
Ammonia (as N)	2 ST	7664-41-7	(mg/l)	0.1 U	0.1 U	0.23	0.1 U	0.1 U	0.71	0.66	0.42
Biochemical Oxygen Demand	-	-	(mg/l)	3	3	2	2 U	8	2 U	2 U	2 U
Bromide	2 GV	24959-67-9	(mg/l)	0.5 U	1 U	0.5 U	1	0.8	0.5 U	0.9	0.9
Chemical Oxygen Demand	-	-	(mg/l)	10 U	28	23	10 U	10 U	10 U	10 U	10 U
Chloride	250 ST	16887-00-6	(mg/l)	11.1	14.7	8.3	11.4	11.3	11.4	12.4	15
Hardness (as CaCO3)	-	-	(mg/l)	40	44	110	25	39	34	36	37
Nitrate (as N)	10 ST	14797-55-8	(mg/l)	2.82	2.28	2.19	3.04	3.03	2.28	2.19	1.96
Phenols, total	0.001 ST	-	(mg/l)	0.005 U	0.005 U	0.005 U	0.005 U	0.005 U	0.005 U	0.005 U	0.005 U
Sulfate	250 ST	14808-79-8	(mg/l)	13.9	15	27.2	19.4	16.5	16	15.3	17.1
Total Organic Carbon	-	-	(mg/l)	1 U	1 U	5.7	1 U	1.3	1 U	1 U	1.2
Total Dissolved Solids	-	-	(mg/l)	74	69	127	111	87	80	90	129
Total Kjeldahl Nitrogen (as N)	-	7727-37-9	(mg/l)	0.46	0.36	1.02	0.86	0.92	0.84	0.64	0.64

NOTES:

NS: Not sampled

U: Analyzed for but not detected, value shown is instrument detection limit

█: Concentration exceeds Standard/Guidance Value

J: Reported value is estimated due to variance from quality control limits

Appendix A-1


SONIA ROAD LANDFILL
 POST CLOSURE GROUNDWATER MONITORING PROGRAM
 HISTORIC AND CURRENT SAMPLE RESULTS
 LEACHATE INDICATORS

CONSTITUENT	NYSDEC Class GA Groundwater Standards/Guidance Values	CAS #	SITE : DATE : UNITS:	MW-02I 11/29/05 (mg/l)	MW-02I 2/28/06 (mg/l)	MW-02I (mg/l)	MW-02I (mg/l)	MW-02I (mg/l)	MW-02I (mg/l)	MW-02I (mg/l)	MW-02I (mg/l)
Color (APHA Units)	-	-	(mg/l)	NS	NS						
Alkalinity (as CaCO ₃)	-	471-34-1	(mg/l)	6.4	9.1						
Ammonia (as N)	2 ST	7664-41-7	(mg/l)	0.85	0.65						
Biochemical Oxygen Demand	-	-	(mg/l)	2 U	2 U						
Bromide	2 GV	24959-67-9	(mg/l)	1.1	0.5						
Chemical Oxygen Demand	-	-	(mg/l)	10 U	10 U						
Chloride	250 ST	16887-00-6	(mg/l)	26.4	31.4						
Hardness (as CaCO ₃)	-	-	(mg/l)	42	39						
Nitrate (as N)	10 ST	14797-55-8	(mg/l)	1.9	2.05						
Phenols, total	0.001 ST	-	(mg/l)	0.005 U	0.005 U						
Sulfate	250 ST	14808-79-8	(mg/l)	8.5	7.8						
Total Organic Carbon	-	-	(mg/l)	1 U	1.2						
Total Dissolved Solids	-	-	(mg/l)	81	109						
Total Kjeldahl Nitrogen (as N)	-	7727-37-9	(mg/l)	0.86	0.84						

NOTES:

NS: Not sampled

U: Analyzed for but not detected, value shown is instrument detection limit

: Concentration exceeds Standard/Guidance Value

J: Reported value is estimated due to variance from quality control limits

Appendix A-1

SONIA ROAD LANDFILL
POST CLOSURE GROUNDWATER MONITORING PROGRAM
HISTORIC AND CURRENT SAMPLE RESULTS
LEACHATE INDICATORS

CONSTITUENT	NYSDEC Class GA Groundwater Standards/Guidance Values	CAS #	SITE : DATE : UNITS:	MW-02S 10/27/97 (mg/l)	MW-02S 11/30/2000 (mg/l)	MW-02S 01/31/2001 (mg/l)	MW-02S 8/21/02 (mg/l)	MW-02S 11/20/02 (mg/l)	MW-02S 3/5/03 (mg/l)	MW-02S 6/3/03 (mg/l)	MW-02S 8/21/03 (mg/l)
Color (APHA Units)	-	-	(mg/l)	5 U	5 U	5 U	NS	NS	NS	NS	NS
Alkalinity (as CaCO ₃)	-	471-34-1	(mg/l)	86.6	86.2	85	NS	NS	NS	NS	NS
Ammonia (as N)	2 ST	7664-41-7	(mg/l)	0.08	1.5	1.1	NS	NS	NS	NS	NS
Biochemical Oxygen Demand	-	-	(mg/l)	2 U	2 U	2	NS	NS	NS	NS	NS
Bromide	2 GV	24959-67-9	(mg/l)	0.5 U	0.5 U	0.5 U	NS	NS	NS	NS	NS
Chemical Oxygen Demand	-	-	(mg/l)	15 U	10 U	10 U	NS	NS	NS	NS	NS
Chloride	250 ST	16887-00-6	(mg/l)	21.2	9.5	10	NS	NS	NS	NS	NS
Hardness (as CaCO ₃)	-	-	(mg/l)	92	88	120	NS	NS	NS	NS	NS
Nitrate (as N)	10 ST	14797-55-8	(mg/l)	0.82	2.4	1.8	NS	NS	NS	NS	NS
Phenols, total	0.001 ST	-	(mg/l)	0.0010 U	0.005 U	0.005 U	NS	NS	NS	NS	NS
Sulfate	250 ST	14808-79-8	(mg/l)	20.9	26.6	19.2	NS	NS	NS	NS	NS
Total Organic Carbon	-	-	(mg/l)	2.2	1.6	2.7	NS	NS	NS	NS	NS
Total Dissolved Solids	-	-	(mg/l)	171	138	170	NS	NS	NS	NS	NS
Total Kjeldahl Nitrogen (as N)	-	7727-37-9	(mg/l)	0.2	1.4	1.1	NS	NS	NS	NS	NS

CONSTITUENT	NYSDEC Class GA Groundwater Standards/Guidance Values	CAS #	SITE : DATE : UNITS:	MW-02S 11/11/03 (mg/l)	MW-02S 2/26/04 (mg/l)	MW-02S 5/20/04 (mg/l)	MW-02S 8/20/04 (mg/l)	MW-02S 11/10/04 (mg/l)	MW-02S 2/28/05 (mg/l)	MW-02S 5/26/05 (mg/l)	MW-02S 8/24/05 (mg/l)
Color (APHA Units)	-	-	(mg/l)	NS	NS	NS	NS	NS	NS	NS	NS
Alkalinity (as CaCO ₃)	-	471-34-1	(mg/l)	NS	NS	NS	NS	NS	NS	NS	NS
Ammonia (as N)	2 ST	7664-41-7	(mg/l)	NS	NS	NS	NS	NS	NS	NS	NS
Biochemical Oxygen Demand	-	-	(mg/l)	NS	NS	NS	NS	NS	NS	NS	NS
Bromide	2 GV	24959-67-9	(mg/l)	NS	NS	NS	NS	NS	NS	NS	NS
Chemical Oxygen Demand	-	-	(mg/l)	NS	NS	NS	NS	NS	NS	NS	NS
Chloride	250 ST	16887-00-6	(mg/l)	NS	NS	NS	NS	NS	NS	NS	NS
Hardness (as CaCO ₃)	-	-	(mg/l)	NS	NS	NS	NS	NS	NS	NS	NS
Nitrate (as N)	10 ST	14797-55-8	(mg/l)	NS	NS	NS	NS	NS	NS	NS	NS
Phenols, total	0.001 ST	-	(mg/l)	NS	NS	NS	NS	NS	NS	NS	NS
Sulfate	250 ST	14808-79-8	(mg/l)	NS	NS	NS	NS	NS	NS	NS	NS
Total Organic Carbon	-	-	(mg/l)	NS	NS	NS	NS	NS	NS	NS	NS
Total Dissolved Solids	-	-	(mg/l)	NS	NS	NS	NS	NS	NS	NS	NS
Total Kjeldahl Nitrogen (as N)	-	7727-37-9	(mg/l)	NS	NS	NS	NS	NS	NS	NS	NS

NOTES:

NS: Not sampled

U: Analyzed for but not detected, value shown is instrument detection limit

█: Concentration exceeds Standard/Guidance Value

J: Reported value is estimated due to variance from quality control limits

Appendix A-1


SONIA ROAD LANDFILL
 POST CLOSURE GROUNDWATER MONITORING PROGRAM
 HISTORIC AND CURRENT SAMPLE RESULTS
 LEACHATE INDICATORS

CONSTITUENT	NYSDEC Class GA Groundwater Standards/Guidance Values	CAS #	SITE : DATE : UNITS:	MW-02S	MW-02S	MW-02S	MW-02S	MW-02S	MW-02S	MW-02S	MW-02S
				11/29/05 (mg/l)	2/28/06 (mg/l)	(mg/l)	(mg/l)	(mg/l)	(mg/l)	(mg/l)	(mg/l)
Color (APHA Units)	-	-	(mg/l)	NS	NS						
Alkalinity (as CaCO3)	-	471-34-1	(mg/l)	NS	NS						
Ammonia (as N)	2 ST	7664-41-7	(mg/l)	NS	NS						
Biochemical Oxygen Demand	-	-	(mg/l)	NS	NS						
Bromide	2 GV	24959-67-9	(mg/l)	NS	NS						
Chemical Oxygen Demand	-	-	(mg/l)	NS	NS						
Chloride	250 ST	16887-00-6	(mg/l)	NS	NS						
Hardness (as CaCO3)	-	-	(mg/l)	NS	NS						
Nitrate (as N)	10 ST	14797-55-8	(mg/l)	NS	NS						
Phenols, total	0.001 ST	-	(mg/l)	NS	NS						
Sulfate	250 ST	14808-79-8	(mg/l)	NS	NS						
Total Organic Carbon	-	-	(mg/l)	NS	NS						
Total Dissolved Solids	-	-	(mg/l)	NS	NS						
Total Kjeldahl Nitrogen (as N)	-	7727-37-9	(mg/l)	NS	NS						

NOTES:

NS: Not sampled

U: Analyzed for but not detected, value shown is instrument detection limit

: Concentration exceeds Standard/Guidance Value

J: Reported value is estimated due to variance from quality control limits

Appendix A-1

SONIA ROAD LANDFILL
POST CLOSURE GROUNDWATER MONITORING PROGRAM
HISTORIC AND CURRENT SAMPLE RESULTS
LEACHATE INDICATORS

CONSTITUENT	NYSDEC Class GA Groundwater Standards/Guidance Values	CAS #	SITE : DATE : UNITS:	MW-03S 10/30/97 (mg/l)	MW-03S 12/06/2000 (mg/l)	MW-03S 02/02/2001 (mg/l)	MW-03S 8/22/02 (mg/l)	MW-03S 11/22/02 (mg/l)	MW-03S 3/7/03 (mg/l)	MW-03S 6/5/03 (mg/l)	MW-03S 8/25/03 (mg/l)
Color (APHA Units)	-	-	(mg/l)	70	70	100	NS	50	NS	NS	60
Alkalinity (as CaCO3)	-	471-34-1	(mg/l)	187	183	160	169	146	5 U	175	297
Ammonia (as N)	2 ST	7664-41-7	(mg/l)	2	2.3	1.66	2.07	2.7	5.78	1.66	2.08
Biochemical Oxygen Demand	-	-	(mg/l)	11	11	18	5	13	10	8	8
Bromide	2 GV	24959-67-9	(mg/l)	0.5 U	0.5 U	0.5 U	1.5	0.5 U	0.5 U	0.5 U	0.6
Chemical Oxygen Demand	-	-	(mg/l)	37	10 U	32.6	34.7	44.5	35.3	33.8	77.6
Chloride	250 ST	16887-00-6	(mg/l)	75.3	28.8	26.8	37.6	40.2	30.5	21.2	42.9
Hardness (as CaCO3)	-	-	(mg/l)	190	180	188	220	340	500	400	650
Nitrate (as N)	10 ST	14797-55-8	(mg/l)	0.1 U	0.1 U	0.254	0.1 U	0.67	0.88	0.1 U	0.27
Phenols, total	0.001 ST	-	(mg/l)	0.0018	0.005 U	0.005 U	0.005 U	0.005 U	0.005 U	0.005 U	0.005 U
Sulfate	250 ST	14808-79-8	(mg/l)	5 U	5.1	19	96	545	860	96.5	30.4
Total Organic Carbon	-	-	(mg/l)	7.7	4.3	4.67	4.9	3.9	5.8	5.7	8.1
Total Dissolved Solids	-	-	(mg/l)	246	237	248	290	695	876	452	528
Total Kjeldahl Nitrogen (as N)	-	7727-37-9	(mg/l)	3.1	2	1.7	3	2.48	8.69	1.46	2.92

CONSTITUENT	NYSDEC Class GA Groundwater Standards/Guidance Values	CAS #	SITE : DATE : UNITS:	MW-03S 11/13/03 (mg/l)	MW-03S 3/2/04 (mg/l)	MW-03S 5/24/04 (mg/l)	MW-03S 8/23/04 (mg/l)	MW-03S 11/10/04 (mg/l)	MW-03S 3/2/05 (mg/l)	MW-03S 5/31/05 (mg/l)	MW-03S 8/26/05 (mg/l)
Color (APHA Units)	-	-	(mg/l)	NS	NS	120	NS	NS	200	NS	NS
Alkalinity (as CaCO3)	-	471-34-1	(mg/l)	263	213	209	225	225	228	278	258
Ammonia (as N)	2 ST	7664-41-7	(mg/l)	2.88	0.5 U	1.57	2.28	1.42	1.73	2.19	2.54
Biochemical Oxygen Demand	-	-	(mg/l)	12	9	10	2 U	14	10	10	17
Bromide	2 GV	24959-67-9	(mg/l)	2.1	3.1	0.5 U	1.5	4.8	2.2	3	2.1
Chemical Oxygen Demand	-	-	(mg/l)	38.6	50.4	25.5	10 U	10 U	29.3	66.8	24.3
Chloride	250 ST	16887-00-6	(mg/l)	52.3	32.7	41.7	51.1	69.7	52.4	47.9	45.2
Hardness (as CaCO3)	-	-	(mg/l)	440	300	700	172	320	250	370	270
Nitrate (as N)	10 ST	14797-55-8	(mg/l)	0.1 U	0.5 U	0.56	0.1 U	0.14	0.42	0.18	0.1 U
Phenols, total	0.001 ST	-	(mg/l)	0.005 U	0.005 U	0.005 U	0.005 U	0.005 U	0.005 U	0.005 U	0.005 U
Sulfate	250 ST	14808-79-8	(mg/l)	5.7	11.2	24.3	5 U	5 U	6	16.6	5 U
Total Organic Carbon	-	-	(mg/l)	7	6	6.8	6.1	6.2	7	9.5	8.4
Total Dissolved Solids	-	-	(mg/l)	345	320	320	513	334	335	393	486
Total Kjeldahl Nitrogen (as N)	-	7727-37-9	(mg/l)	3.23	2.03	2.27	2.61	2.08	2.06	2.89	2.99

NOTES:

NS: Not sampled

U: Analyzed for but not detected, value shown is instrument detection limit

■: Concentration exceeds Standard/Guidance Value

J: Reported value is estimated due to variance from quality control limits

Appendix A-1

SONIA ROAD LANDFILL
 POST CLOSURE GROUNDWATER MONITORING PROGRAM
 HISTORIC AND CURRENT SAMPLE RESULTS
 LEACHATE INDICATORS

CONSTITUENT	NYSDEC Class GA Groundwater Standards/Guidance Values	CAS #	SITE : DATE : UNITS:	MW-03S 11/30/05 (mg/l)	MW-03S 3/1/06 (mg/l)	MW-03S (mg/l)	MW-03S (mg/l)	MW-03S (mg/l)	MW-03S (mg/l)	MW-03S (mg/l)	MW-03S (mg/l)
Color (APHA Units)	-	-	(mg/l)	NS	NS						
Alkalinity (as CaCO ₃)	-	471-34-1	(mg/l)	326	368						
Ammonia (as N)	2 ST	7664-41-7	(mg/l)	2.47	2.59						
Biochemical Oxygen Demand	-	-	(mg/l)	7	10						
Bromide	2 GV	24959-67-9	(mg/l)	2.3	1.6						
Chemical Oxygen Demand	-	-	(mg/l)	26.8	36.1						
Chloride	250 ST	16887-00-6	(mg/l)	56	56.6						
Hardness (as CaCO ₃)	-	-	(mg/l)	420	390						
Nitrate (as N)	10 ST	14797-55-8	(mg/l)	0.1 U	0.12						
Phenols, total	0.001 ST	-	(mg/l)	0.005 U	0.005 U						
Sulfate	250 ST	14808-79-8	(mg/l)	110	43.8						
Total Organic Carbon	-	-	(mg/l)	10.4	12.8						
Total Dissolved Solids	-	-	(mg/l)	564	554						
Total Kjeldahl Nitrogen (as N)	-	7727-37-9	(mg/l)	3.89	3.32						

NOTES:

NS: Not sampled

U: Analyzed for but not detected, value shown is instrument detection limit

██████████: Concentration exceeds Standard/Guidance Value

J: Reported value is estimated due to variance from quality control limits

Appendix A-1

SONIA ROAD LANDFILL
POST CLOSURE GROUNDWATER MONITORING PROGRAM
HISTORIC AND CURRENT SAMPLE RESULTS
LEACHATE INDICATORS

CONSTITUENT	NYSDEC Class GA Groundwater Standards/Guidance Values	CAS #	SITE : DATE : UNITS:	MW-04D 10/28/97 (mg/l)	MW-04D 12/06/2000 (mg/l)	MW-04D 02/01/2001 (mg/l)	MW-04D 8/23/02 (mg/l)	MW-04D 11/21/02 (mg/l)	MW-04D 3/7/03 (mg/l)	MW-04D 6/3/03 (mg/l)	MW-04D 8/25/03 (mg/l)
Color (APHA Units)	-	-	(mg/l)	150	150	50	NS	60	NS	NS	80
Alkalinity (as CaCO3)	-	471-34-1	(mg/l)	210	232	260	117	103	88.2	110	1430
Ammonia (as N)	2 ST	7664-41-7	(mg/l)	2.8	5.3	5.4	3.91	2.65	3.68	4.33	4.31
Biochemical Oxygen Demand	-	-	(mg/l)	8	4	8	13	2 U	2	12	7
Bromide	2 GV	24959-67-9	(mg/l)	1.1	0.8	1.1	3	0.5 U	0.5 U	0.5 U	0.5
Chemical Oxygen Demand	-	-	(mg/l)	46	10 U	10.6	12.7	15.1	10 U	28.9	48.4
Chloride	250 ST	16887-00-6	(mg/l)	50.1	42.8	42	20	20.4	12.5	18.6	18.9
Hardness (as CaCO3)	-	-	(mg/l)	280	280	200	110	200	140	120	500
Nitrate (as N)	10 ST	14797-55-8	(mg/l)	0.1 U	0.1 U	0.1 U	1.52	0.61	0.1 U	0.1 U	0.1 U
Phenols, total	0.001 ST	-	(mg/l)	0.0049	0.005 U	0.005 U	0.005 U	0.005 U	0.005 U	0.005 U	0.005 U
Sulfate	250 ST	14808-79-8	(mg/l)	18.3	9.1	6.10	10	42.6	17.9	22.1	21.5
Total Organic Carbon	-	-	(mg/l)	4.7	6.5	6.2	3	1.7	2.9	2	1.8
Total Dissolved Solids	-	-	(mg/l)	318	304	310	170	241	40	162	214
Total Kjeldahl Nitrogen (as N)	-	7727-37-9	(mg/l)	5.6	6.6	7	4.47	3.06	4.85	4.14	4.69

CONSTITUENT	NYSDEC Class GA Groundwater Standards/Guidance Values	CAS #	SITE : DATE : UNITS:	MW-04D 11/11/03 (mg/l)	MW-04D 2/26/04 (mg/l)	MW-04D 5/24/04 (mg/l)	MW-04D 8/23/04 (mg/l)	MW-04D 11/9/04 (mg/l)	MW-04D 3/1/05 (mg/l)	MW-04D 5/27/05 (mg/l)	MW-04D 8/26/05 (mg/l)
Color (APHA Units)	-	-	(mg/l)	NS	NS	200	NS	NS	250	NS	NS
Alkalinity (as CaCO3)	-	471-34-1	(mg/l)	148	163	174	267	295	178	184	198
Ammonia (as N)	2 ST	7664-41-7	(mg/l)	4.83	1.19	4.21	5.28	3.08	3.89	3.72	2.87
Biochemical Oxygen Demand	-	-	(mg/l)	4	9	12	2 U	5	4	5	6
Bromide	2 GV	24959-67-9	(mg/l)	2	2.3	0.5	0.5	2.1	0.6	0.5 U	0.8
Chemical Oxygen Demand	-	-	(mg/l)	19.2	37.9	13.1	10 U	30.5	16.8	34.3	14.3
Chloride	250 ST	16887-00-6	(mg/l)	17.8	25.1	27.6	34.8	41.7	34.7	37.5	37.3
Hardness (as CaCO3)	-	-	(mg/l)	320	132	800	172	220	260	270	230
Nitrate (as N)	10 ST	14797-55-8	(mg/l)	0.1 U	0.1 U	0.1 U	0.1 U	0.1 U	0.1 U	0.1 U	0.1 U
Phenols, total	0.001 ST	-	(mg/l)	0.005 U	0.005 U	0.005 U	0.005 U	0.005 U	0.005 U	0.005 U	0.005 U
Sulfate	250 ST	14808-79-8	(mg/l)	14.8	8	13	5.1	5 U	13.8	17.7	14.2
Total Organic Carbon	-	-	(mg/l)	1.7	2.3	3	3.5	4.1	4.1	4.72	5.4
Total Dissolved Solids	-	-	(mg/l)	208	50	248	415	376	283	271	362
Total Kjeldahl Nitrogen (as N)	-	7727-37-9	(mg/l)	4.27	4.54	4.4	5.04	3.89	3.66	3.46	2.88

NOTES:

NS: Not sampled

U: Analyzed for but not detected, value shown is instrument detection limit

█: Concentration exceeds Standard/Guidance Value

J: Reported value is estimated due to variance from quality control limits

Appendix A-1

SONIA ROAD LANDFILL
POST CLOSURE GROUNDWATER MONITORING PROGRAM
HISTORIC AND CURRENT SAMPLE RESULTS
LEACHATE INDICATORS

CONSTITUENT	NYSDEC Class GA Groundwater Standards/Guidance Values	CAS #	SITE : DATE : UNITS:	MW-04D 11/30/05 (mg/l)	MW-04D 3/1/06 (mg/l)	MW-04D (mg/l)	MW-04D (mg/l)	MW-04D (mg/l)	MW-04D (mg/l)	MW-04D (mg/l)	MW-04D (mg/l)
Color (APHA Units)	-	-	(mg/l)	NS	NS						
Alkalinity (as CaCO ₃)	-	471-34-1	(mg/l)	157	109						
Ammonia (as N)	2 ST	7664-41-7	(mg/l)	2.55	1.74						
Biochemical Oxygen Demand	-	-	(mg/l)	3	2						
Bromide	2 GV	24959-67-9	(mg/l)	0.7	0.6						
Chemical Oxygen Demand	-	-	(mg/l)	10 U	10 U						
Chloride	250 ST	16887-00-6	(mg/l)	38	31.2						
Hardness (as CaCO ₃)	-	-	(mg/l)	168	135						
Nitrate (as N)	10 ST	14797-55-8	(mg/l)	0.1 U	0.19						
Phenols, total	0.001 ST	-	(mg/l)	0.005 U	0.005 U						
Sulfate	250 ST	14808-79-8	(mg/l)	23.5	31.2						
Total Organic Carbon	-	-	(mg/l)	3.7	3.8						
Total Dissolved Solids	-	-	(mg/l)	252	226						
Total Kjeldahl Nitrogen (as N)	-	7727-37-9	(mg/l)	2.48	2.05						

NOTES:

NS: Not sampled

U: Analyzed for but not detected, value shown is instrument detection limit

■: Concentration exceeds Standard/Guidance Value

J: Reported value is estimated due to variance from quality control limits

Appendix A-1

SONIA ROAD LANDFILL
POST CLOSURE GROUNDWATER MONITORING PROGRAM
HISTORIC AND CURRENT SAMPLE RESULTS
LEACHATE INDICATORS

CONSTITUENT	NYSDEC Class GA Groundwater Standards/Guidance Values	CAS #	SITE : DATE : UNITS:	MW-041	MW-041	MW-041	MW-041	MW-041	MW-041	MW-041	MW-041
				10/29/97 (mg/l)	12/06/2000 (mg/l)	02/01/2001 (mg/l)	8/23/02 (mg/l)	11/22/02 (mg/l)	3/6/03 (mg/l)	6/3/03 (mg/l)	8/22/03 (mg/l)
Color (APHA Units)	-	-	(mg/l)	30	200	60	NS	80	NS	NS	150
Alkalinity (as CaCO3)	-	471-34-1	(mg/l)	309	339	240	202	385	282	354	387
Ammonia (as N)	2 ST	7664-41-7	(mg/l)	1.8	9.2	8.2	5.48	5.38	6.01	6.53	5.49
Biochemical Oxygen Demand	-	-	(mg/l)	6	24	20	8	18	39	50	15
Bromide	2 GV	24959-67-9	(mg/l)	0.8	0.9	0.70	3.3	0.5 U	0.5 U	0.5 U	0.5 U
Chemical Oxygen Demand	-	-	(mg/l)	37	10 U	10 U	20	46.9	51.3	31.4	21.6
Chloride	250 ST	16887-00-6	(mg/l)	28.7	50.9	48	22.1	49.5	44.4	49.8	47
Hardness (as CaCO3)	-	-	(mg/l)	210	480	200	80	460	290	440	320
Nitrate (as N)	10 ST	14797-55-8	(mg/l)	0.12	0.1 U	0.1 U	0.59	0.15	0.1 U	0.1 U	0.1 U
Phenols, total	0.001 ST	-	(mg/l)	0.0039	0.005 U	0.005 U	0.005 U	0.005 U	0.005 U	0.005 U	0.005 U
Sulfate	250 ST	14808-79-8	(mg/l)	14.5	5 U	5 U	5 U	10.7	5.6	6.3	5 U
Total Organic Carbon	-	-	(mg/l)	5.2	7.5	7.5	5.5	6.4	6.4	7.2	7.4
Total Dissolved Solids	-	-	(mg/l)	424	410	310	195	402	400	422	504
Total Kjeldahl Nitrogen (as N)	-	7727-37-9	(mg/l)	4.3	11.4	10.1	6.38	7.29	7.93	6.21	6.88

CONSTITUENT	NYSDEC Class GA Groundwater Standards/Guidance Values	CAS #	SITE : DATE : UNITS:	MW-041	MW-041	MW-041	MW-041	MW-041	MW-041	MW-041	MW-041
				11/12/03 (mg/l)	2/26/04 (mg/l)	5/24/04 (mg/l)	8/23/04 (mg/l)	11/8/04 (mg/l)	3/1/05 (mg/l)	5/27/05 (mg/l)	8/26/05 (mg/l)
Color (APHA Units)	-	-	(mg/l)	NS	NS	120	NS	NS	140	NS	NS
Alkalinity (as CaCO3)	-	471-34-1	(mg/l)	326	311	278	279	373	308	300	266
Ammonia (as N)	2 ST	7664-41-7	(mg/l)	5.74	4.77	4.06	4.20	3.50	9.22	8.5	6.32
Biochemical Oxygen Demand	-	-	(mg/l)	62	28	10	8	11	15	19	15
Bromide	2 GV	24959-67-9	(mg/l)	0.5	3.4	0.5 U	0.6	4.4	0.5 U	0.8	0.7
Chemical Oxygen Demand	-	-	(mg/l)	48.4	30.5	18.1	10 U	37.9	31.8	64.3	26.8
Chloride	250 ST	16887-00-6	(mg/l)	46	40.2	40.8	40.5	36.3	35	36.8	33.5
Hardness (as CaCO3)	-	-	(mg/l)	390	270	850	208	268	330	250	260
Nitrate (as N)	10 ST	14797-55-8	(mg/l)	0.1 U	0.1 U	0.1 U	0.48	0.1 U	0.11	0.1 U	0.1 U
Phenols, total	0.001 ST	-	(mg/l)	0.005 U	0.005 U	0.005 U	0.005 U	0.005 U	0.005 U	0.005 U	0.005 U
Sulfate	250 ST	14808-79-8	(mg/l)	5 U	5 U	5 U	5 U	13.5	5.3	5 U	5 U
Total Organic Carbon	-	-	(mg/l)	6.5	6.6	6.7	7	8.9	8.2	8.79	8
Total Dissolved Solids	-	-	(mg/l)	368	420	370	480	465	403	333	437
Total Kjeldahl Nitrogen (as N)	-	7727-37-9	(mg/l)	5.09	4.45	4.38	4.34	5.37	8.62	7.94	6.64

NOTES:

NS: Not sampled

U: Analyzed for but not detected, value shown is instrument detection limit

█ : Concentration exceeds Standard/Guidance Value

J: Reported value is estimated due to variance from quality control limits

Appendix A-1

SONIA ROAD LANDFILL
 POST CLOSURE GROUNDWATER MONITORING PROGRAM
 HISTORIC AND CURRENT SAMPLE RESULTS
 LEACHATE INDICATORS

CONSTITUENT	NYSDEC Class GA Groundwater Standards/Guidance Values	CAS #	SITE : DATE : UNITS:	MW-04I	MW-04I	MW-04I	MW-04I	MW-04I	MW-04I	MW-04I	MW-04I
				11/30/05 (mg/l)	3/1/06 (mg/l)	(mg/l)	(mg/l)	(mg/l)	(mg/l)	(mg/l)	(mg/l)
Color (APHA Units)	-	-	(mg/l)	NS	NS						
Alkalinity (as CaCO ₃)	-	471-34-1	(mg/l)	229	164						
Ammonia (as N)	2 ST	7664-41-7	(mg/l)	5.46	3.35						
Biochemical Oxygen Demand	-	-	(mg/l)	7	9						
Bromide	2 GV	24959-67-9	(mg/l)	0.9	0.5 U						
Chemical Oxygen Demand	-	-	(mg/l)	11.8	10 U						
Chloride	250 ST	16887-00-6	(mg/l)	33.9	34.4						
Hardness (as CaCO ₃)	-	-	(mg/l)	192	160						
Nitrate (as N)	10 ST	14797-55-8	(mg/l)	0.1 U	0.16						
Phenols, total	0.001 ST	-	(mg/l)	0.005 U	0.005 U						
Sulfate	250 ST	14808-79-8	(mg/l)	5 U	5.7						
Total Organic Carbon	-	-	(mg/l)	6	5.4						
Total Dissolved Solids	-	-	(mg/l)	269	250						
Total Kjeldahl Nitrogen (as N)	-	7727-37-9	(mg/l)	5.27	3.81						

NOTES:

NS: Not sampled

U: Analyzed for but not detected, value shown is instrument detection limit

██████████: Concentration exceeds Standard/Guidance Value

J: Reported value is estimated due to variance from quality control limits

Appendix A-1

SONIA ROAD LANDFILL
POST CLOSURE GROUNDWATER MONITORING PROGRAM
HISTORIC AND CURRENT SAMPLE RESULTS
LEACHATE INDICATORS

CONSTITUENT	NYSDEC Class GA Groundwater Standards/Guidance Values	CAS #	SITE : DATE : UNITS:	MW-04S 10/29/97 (mg/l)	MW-04S 12/06/2000 (mg/l)	MW-04S 02/01/2001 (mg/l)	MW-04S 8/23/02 (mg/l)	MW-04S 11/22/02 (mg/l)	MW-04S 3/6/03 (mg/l)	MW-04S 6/3/03 (mg/l)	MW-04S 8/25/03 (mg/l)
Color (APHA Units)	-	-	(mg/l)	150	200	80	NS	70	NS	NS	60
Alkalinity (as CaCO3)	-	471-34-1	(mg/l)	618	364	400	405	543	489	452	374
Ammonia (as N)	2 ST	7664-41-7	(mg/l)	9.3	7.8	7.2	7.63	7.18	9.21	9.6	8.64
Biochemical Oxygen Demand	-	-	(mg/l)	5	37	34	26	23	44	34	31
Bromide	2 GV	24959-67-9	(mg/l)	1	1.2	1	4	0.5 U	0.5 U	0.5 U	0.5 U
Chemical Oxygen Demand	-	-	(mg/l)	67	10 U	13.4	34.7	37.1	61.9	33.8	996
Chloride	250 ST	16887-00-6	(mg/l)	63.3	42.2	49	49.9	51.3	49.3	54.9	44.7
Hardness (as CaCO3)	-	-	(mg/l)	540	480	340	380	440	500	460	700
Nitrate (as N)	10 ST	14797-55-8	(mg/l)	0.1 U	0.1 U	0.1 U	0.1 U	0.15	0.1 U	0.26	0.1 U
Phenols, total	0.001 ST	-	(mg/l)	0.0049	0.005 U	0.005 U	0.005 U	0.005 U	0.005 U	0.0052	0.005 U
Sulfate	250 ST	14808-79-8	(mg/l)	5 U	8.9	5.30	5 U	14	6.4	11.2	15.9
Total Organic Carbon	-	-	(mg/l)	17.3	8.1	11	9	8.8	9.6	8.4	8.9
Total Dissolved Solids	-	-	(mg/l)	624	426	460	430	465	595	547	546
Total Kjeldahl Nitrogen (as N)	-	7727-37-9	(mg/l)	23.3	8.9	10.7	7.24	8.65	12.6	10.4	9.9

CONSTITUENT	NYSDEC Class GA Groundwater Standards/Guidance Values	CAS #	SITE : DATE : UNITS:	MW-04S 11/12/03 (mg/l)	MW-04S 3/2/04 (mg/l)	MW-04S 5/24/04 (mg/l)	MW-04S 8/23/04 (mg/l)	MW-04S 11/9/04 (mg/l)	MW-04S 3/1/05 (mg/l)	MW-04S 5/27/05 (mg/l)	MW-04S 8/26/05 (mg/l)
Color (APHA Units)	-	-	(mg/l)	NS	NS	140	NS	NS	140	NS	NS
Alkalinity (as CaCO3)	-	471-34-1	(mg/l)	402	343	379	378	438	375	336	348
Ammonia (as N)	2 ST	7664-41-7	(mg/l)	8.03	1.16	6.45	6.21	4.52	5.99	5.32	5.05
Biochemical Oxygen Demand	-	-	(mg/l)	41	31	67	22	12	17	21	33
Bromide	2 GV	24959-67-9	(mg/l)	1.1	3.6	0.5 U	0.6	4.6	1.7	1.4	1.2
Chemical Oxygen Demand	-	-	(mg/l)	48.4	60.3	35.5	10 U	37.9	24.3	46.8	31.8
Chloride	250 ST	16887-00-6	(mg/l)	37.9	40.3	49.3	52.5	51.1	50	59.2	58.3
Hardness (as CaCO3)	-	-	(mg/l)	660	560	900	296	410	440	300	380
Nitrate (as N)	10 ST	14797-55-8	(mg/l)	0.21	0.5	0.48	0.1 U	0.5	0.24	0.1 U	0.15
Phenols, total	0.001 ST	-	(mg/l)	0.005 U	0.005 U	0.005 U	0.005 U	0.005 U	0.005 U	0.005 U	0.005 U
Sulfate	250 ST	14808-79-8	(mg/l)	125	28.2	49.4	16.5	30.9	12.4	5 U	11.6
Total Organic Carbon	-	-	(mg/l)	9.5	8.4	10.1	8.4	8.6	8.6	9.5	10.1
Total Dissolved Solids	-	-	(mg/l)	610	471	440	608	614	490	438	570
Total Kjeldahl Nitrogen (as N)	-	7727-37-9	(mg/l)	7.64	5.24	6.73	6.59	5.46	6.05	6.3	5.55

NOTES:

NS: Not sampled

U: Analyzed for but not detected, value shown is instrument detection limit

█: Concentration exceeds Standard/Guidance Value

J: Reported value is estimated due to variance from quality control limits

Appendix A-1

**SONIA ROAD LANDFILL
POST CLOSURE GROUNDWATER MONITORING PROGRAM
HISTORIC AND CURRENT SAMPLE RESULTS
LEACHATE INDICATORS**

CONSTITUENT	NYSDEC Class GA Groundwater Standards/Guidance Values	CAS #	SITE : DATE : UNITS:	MW-04S 11/29/05 (mg/l)	MW-04S 2/28/06 (mg/l)	MW-04S (mg/l)	MW-04S (mg/l)	MW-04S (mg/l)	MW-04S (mg/l)	MW-04S (mg/l)	MW-04S (mg/l)
Color (APHA Units)	-	-	(mg/l)	NS	NS						
Alkalinity (as CaCO ₃)	-	471-34-1	(mg/l)	363	350						
Ammonia (as N)	2 ST	7664-41-7	(mg/l)	4.65	4.42						
Biochemical Oxygen Demand	-	-	(mg/l)	18	22						
Bromide	2 GV	24959-67-9	(mg/l)	8.7	3.4						
Chemical Oxygen Demand	-	-	(mg/l)	24.3	51.2						
Chloride	250 ST	16887-00-6	(mg/l)	55.1	59.6						
Hardness (as CaCO ₃)	-	-	(mg/l)	360	330						
Nitrate (as N)	10 ST	14797-55-8	(mg/l)	0.75	0.2						
Phenols, total	0.001 ST	-	(mg/l)	0.005 U	0.005 U						
Sulfate	250 ST	14808-79-8	(mg/l)	5 U	17.2						
Total Organic Carbon	-	-	(mg/l)	7.2	9						
Total Dissolved Solids	-	-	(mg/l)	444	508						
Total Kjeldahl Nitrogen (as N)	-	7727-37-9	(mg/l)	6.7	5.71						

NOTES:

NS: Not sampled

U: Analyzed for but not detected, value shown is instrument detection limit

█: Concentration exceeds Standard/Guidance Value

J: Reported value is estimated due to variance from quality control limits

Appendix A-1

SONIA ROAD LANDFILL
POST CLOSURE GROUNDWATER MONITORING PROGRAM
HISTORIC AND CURRENT SAMPLE RESULTS
LEACHATE INDICATORS

CONSTITUENT	NYSDEC Class GA Groundwater Standards/Guidance Values	CAS #	SITE : DATE : UNITS:	MW-05D 10/29/97 (mg/l)	MW-05D 12/08/2000 (mg/l)	MW-05D 02/02/2001 (mg/l)	MW-05D 8/23/02 (mg/l)	MW-05D 11/22/02 (mg/l)	MW-05D 3/7/03 (mg/l)	MW-05D 6/5/03 (mg/l)	MW-05D 8/25/03 (mg/l)
Color (APHA Units)	-	-	(mg/l)	5 U	50	10	NS	5	NS	NS	5 U
Alkalinity (as CaCO3)	-	471-34-1	(mg/l)	234	467	505	138	128	90	50.9	34.4
Ammonia (as N)	2 ST	7664-41-7	(mg/l)	4.3	14.9	16.1	4.41	0.1 U	2.96	0.1 U	0.1 U
Biochemical Oxygen Demand	-	-	(mg/l)	2	5	12	8	10	2 U	13	6
Bromide	2 GV	24959-67-9	(mg/l)	0.5 U	0.5 U	0.5 U	3.2	0.5 U	0.5 U	0.5 U	0.5 U
Chemical Oxygen Demand	-	-	(mg/l)	43	40.5	32.6	17.6	22.5	10 U	10 U	36.2
Chloride	250 ST	16887-00-6	(mg/l)	51.5	65.4	51.6	27.9	32.8	34	38.5	27.1
Hardness (as CaCO3)	-	-	(mg/l)	260	410	360	148	130	136	160	110
Nitrate (as N)	10 ST	14797-55-8	(mg/l)	0.1 U	0.1 U	1.5	4.46	5.73	11.4	0.68	15.1
Phenols, total	0.001 ST	-	(mg/l)	0.0015	0.005 U	0.005 U	0.005 U	0.005 U	0.005 U	0.005 U	0.005 U
Sulfate	250 ST	14808-79-8	(mg/l)	27.5	25.5	17.8	33.5	32.7	15	9.8	7.6
Total Organic Carbon	-	-	(mg/l)	6	13.6	11.1	4.3	2.7	1.7	1 U	1 U
Total Dissolved Solids	-	-	(mg/l)	337	549	566	266	297	242	258	344
Total Kjeldahl Nitrogen (as N)	-	7727-37-9	(mg/l)	6	15.3	18	4.57	2.54	3.46	1.86	1.4

CONSTITUENT	NYSDEC Class GA Groundwater Standards/Guidance Values	CAS #	SITE : DATE : UNITS:	MW-05D 11/12/03 (mg/l)	MW-05D 3/2/04 (mg/l)	MW-05D 5/25/04 (mg/l)	MW-05D 8/23/04 (mg/l)	MW-05D 11/10/04 (mg/l)	MW-05D 3/2/05 (mg/l)	MW-05D 5/31/05 (mg/l)	MW-05D 8/26/05 (mg/l)
Color (APHA Units)	-	-	(mg/l)	NS	NS	5	NS	NS	5 U	NS	NS
Alkalinity (as CaCO3)	-	471-34-1	(mg/l)	29.6	41.5	39.6	31.2	29.6	29.2	27.2	27.7
Ammonia (as N)	2 ST	7664-41-7	(mg/l)	0.1	1.44	1.4	0.1 U	0.1 U	0.93	0.88	0.69
Biochemical Oxygen Demand	-	-	(mg/l)	2 U	2	2 U	2 U	2 U	2 U	4	2 U
Bromide	2 GV	24959-67-9	(mg/l)	1.1	6	1	1.6	3.2	2.8	1.9	1.8
Chemical Oxygen Demand	-	-	(mg/l)	21.6	15.6	10 U	10 U	10 U	10 U	24.3	10 U
Chloride	250 ST	16887-00-6	(mg/l)	23.3	32.7	23.9	24.8	27.9	28.9	25.6	25.9
Hardness (as CaCO3)	-	-	(mg/l)	300	190	160	40	110	84	84	80
Nitrate (as N)	10 ST	14797-55-8	(mg/l)	13.5	8.85	7.52	9.95	10.1	8.12	7.49	7.87
Phenols, total	0.001 ST	-	(mg/l)	0.005 U	0.005 U	0.005 U	0.005 U	0.005 U	0.005 U	0.005 U	0.005 U
Sulfate	250 ST	14808-79-8	(mg/l)	8.9	9	13.4	12.2	9.5	11.1	9.9	11.9
Total Organic Carbon	-	-	(mg/l)	1.4	1.3	1 U	1 U	1.2	1 U	1 U	1.3
Total Dissolved Solids	-	-	(mg/l)	190	284	189	300	150	154	168	285
Total Kjeldahl Nitrogen (as N)	-	7727-37-9	(mg/l)	1.14	1.39	1.52	1.28	1.36	0.72	1.02	0.77

NOTES:

NS: Not sampled

U: Analyzed for but not detected, value shown is instrument detection limit

█ : Concentration exceeds Standard/Guidance Value

J: Reported value is estimated due to variance from quality control limits

Appendix A-1


SONIA ROAD LANDFILL
 POST CLOSURE GROUNDWATER MONITORING PROGRAM
 HISTORIC AND CURRENT SAMPLE RESULTS
 LEACHATE INDICATORS

CONSTITUENT	NYSDEC Class GA Groundwater Standards/Guidance Values	CAS #	SITE : DATE : UNITS:	MW-05D 11/30/05 (mg/l)	MW-05D 3/1/06 (mg/l)	MW-05D (mg/l)	MW-05D (mg/l)	MW-05D (mg/l)	MW-05D (mg/l)	MW-05D (mg/l)	MW-05D (mg/l)
Color (APHA Units)	-	-	(mg/l)	NS	NS						
Alkalinity (as CaCO ₃)	-	471-34-1	(mg/l)	27.4	26.6						
Ammonia (as N)	2 ST	7664-41-7	(mg/l)	1.05	0.74						
Biochemical Oxygen Demand	-	-	(mg/l)	2 U	2 U						
Bromide	2 GV	24959-67-9	(mg/l)	2.9	2.2						
Chemical Oxygen Demand	-	-	(mg/l)	10 U	10 U						
Chloride	250 ST	16887-00-6	(mg/l)	31.5	31						
Hardness (as CaCO ₃)	-	-	(mg/l)	88	128						
Nitrate (as N)	10 ST	14797-55-8	(mg/l)	8.69	8.7						
Phenols, total	0.001 ST	-	(mg/l)	0.005 U	0.005 U						
Sulfate	250 ST	14808-79-8	(mg/l)	11.3	11.8						
Total Organic Carbon	-	-	(mg/l)	1.5	1.4						
Total Dissolved Solids	-	-	(mg/l)	185	178						
Total Kjeldahl Nitrogen (as N)	-	7727-37-9	(mg/l)	0.9	0.88						

NOTES:

NS: Not sampled

U: Analyzed for but not detected, value shown is instrument detection limit

: Concentration exceeds Standard/Guidance Value

J: Reported value is estimated due to variance from quality control limits

Appendix A-1

SONIA ROAD LANDFILL
POST CLOSURE GROUNDWATER MONITORING PROGRAM
HISTORIC AND CURRENT SAMPLE RESULTS
LEACHATE INDICATORS

CONSTITUENT	NYSDEC Class GA Groundwater Standards/Guidance Values	CAS #	SITE : DATE : UNITS:	MW-051 10/29/97 (mg/l)	MW-051 12/08/2000 (mg/l)	MW-051 02/02/2001 (mg/l)	MW-051 8/23/02 (mg/l)	MW-051 11/22/02 (mg/l)	MW-051 3/7/03 (mg/l)	MW-051 6/5/03 (mg/l)	MW-051 8/25/03 (mg/l)
Color (APHA Units)	-	-	(mg/l)	40	300	100	NS	60	NS	NS	50
Alkalinity (as CaCO3)	-	471-34-1	(mg/l)	30.4	113	157	93	92.5	133	135	105
Ammonia (as N)	2 ST	7664-41-7	(mg/l)	0.49	3.9	4.19	1.28	0.1	3.35	3.66	0.1 U
Biochemical Oxygen Demand	-	-	(mg/l)	3	4 U	9	10	7	2 U	3	13
Bromide	2 GV	24959-67-9	(mg/l)	0.6	0.5 U	0.5 U	1.3	1	0.5 U	0.5 U	0.9
Chemical Oxygen Demand	-	-	(mg/l)	16	10 U	10 U	10 U	10 U	27.3	10 U	43.5
Chloride	250 ST	16887-00-6	(mg/l)	24.3	29.6	39.9	25.3	34.3	39.1	31.6	27.5
Hardness (as CaCO3)	-	-	(mg/l)	50	104	140	100	140	120	160	170
Nitrate (as N)	10 ST	14797-55-8	(mg/l)	0.1 U	0.1 U	1.4	1.94	0.66	0.32	0.1 U	3.16
Phenols, total	0.001 ST	-	(mg/l)	0.0010 U	0.005 U	0.005 U	0.005 U	0.005 U	0.005 U	0.005 U	0.005 U
Sulfate	250 ST	14808-79-8	(mg/l)	8.9	24.2	17	21.5	20.4	22.3	25.1	15.2
Total Organic Carbon	-	-	(mg/l)	1.8	4.7	5.12	3.4	2.5	3.2	2.5	3.7
Total Dissolved Solids	-	-	(mg/l)	100	216	250	432	207	280	218	257
Total Kjeldahl Nitrogen (as N)	-	7727-37-9	(mg/l)	0.7	4.4	5	2.44	1.43	4.77	3.46	0.7

CONSTITUENT	NYSDEC Class GA Groundwater Standards/Guidance Values	CAS #	SITE : DATE : UNITS:	MW-051 11/12/03 (mg/l)	MW-051 3/2/04 (mg/l)	MW-051 5/25/04 (mg/l)	MW-051 8/23/04 (mg/l)	MW-051 11/10/04 (mg/l)	MW-051 3/2/05 (mg/l)	MW-051 5/31/05 (mg/l)	MW-051 8/29/05 (mg/l)
Color (APHA Units)	-	-	(mg/l)	NS	NS	40	NS	NS	140	NS	NS
Alkalinity (as CaCO3)	-	471-34-1	(mg/l)	177	140	184	136	188	178	156	150
Ammonia (as N)	2 ST	7664-41-7	(mg/l)	5.9	0.86	3.09	0.1 U	6.44	5.54	4.01	2.47
Biochemical Oxygen Demand	-	-	(mg/l)	4	7	6	4	3	6	6	4
Bromide	2 GV	24959-67-9	(mg/l)	0.5 U	3.4	0.5 U	0.5 U	4	1.7	1.2	1.7
Chemical Oxygen Demand	-	-	(mg/l)	21.6	25.5	10 U	10 U	10 U	21.8	26.8	16.8
Chloride	250 ST	16887-00-6	(mg/l)	49.1	46.4	49.6	37.4	58.8	45.1	45.4	46.6
Hardness (as CaCO3)	-	-	(mg/l)	240	400	850	98	184	210	200	230
Nitrate (as N)	10 ST	14797-55-8	(mg/l)	0.1 U	4.52	0.1 U	3.88	0.11	0.39	0.15	0.1 U
Phenols, total	0.001 ST	-	(mg/l)	0.005 U	0.005 U	0.005 U	0.005 U	0.005 U	0.005 U	0.005 U	0.005 U
Sulfate	250 ST	14808-79-8	(mg/l)	27.9	17.1	14	15.6	17.7	17.1	27.1	41
Total Organic Carbon	-	-	(mg/l)	4.5	4	4.8	3.7	5.5	4.8	4.6	5.5
Total Dissolved Solids	-	-	(mg/l)	291	303	287	396	313	284	275	383
Total Kjeldahl Nitrogen (as N)	-	7727-37-9	(mg/l)	5.75	3.62	5.92	4.28	6.11	4.18	3.28	2.69

NOTES:

NS: Not sampled

U: Analyzed for but not detected, value shown is instrument detection limit

█: Concentration exceeds Standard/Guidance Value

J: Reported value is estimated due to variance from quality control limits

Appendix A-1

SONIA ROAD LANDFILL
 POST CLOSURE GROUNDWATER MONITORING PROGRAM
 HISTORIC AND CURRENT SAMPLE RESULTS
 LEACHATE INDICATORS

CONSTITUENT	NYSDEC Class GA Groundwater Standards/Guidance Values	CAS #	SITE : DATE : UNITS:	MW-05I 11/30/05 (mg/l)	MW-05I 3/1/06 (mg/l)	MW-05I (mg/l)	MW-05I (mg/l)	MW-05I (mg/l)	MW-05I (mg/l)	MW-05I (mg/l)	MW-05I (mg/l)
Color (APHA Units)	-	-	(mg/l)	NS	NS						
Alkalinity (as CaCO ₃)	-	471-34-1	(mg/l)	176	129						
Ammonia (as N)	2 ST	7664-41-7	(mg/l)	2.1	2.54						
Biochemical Oxygen Demand	-	-	(mg/l)	2 U	3						
Bromide	2 GV	24959-67-9	(mg/l)	1.5	0.7						
Chemical Oxygen Demand	-	-	(mg/l)	10 U	10 U						
Chloride	250 ST	16887-00-6	(mg/l)	65.1	42.7						
Hardness (as CaCO ₃)	-	-	(mg/l)	224	185						
Nitrate (as N)	10 ST	14797-55-8	(mg/l)	0.1 U	0.13						
Phenols, total	0.001 ST	-	(mg/l)	0.005 U	0.005 U						
Sulfate	250 ST	14808-79-8	(mg/l)	60.5	54						
Total Organic Carbon	-	-	(mg/l)	5.9	5.5						
Total Dissolved Solids	-	-	(mg/l)	357	289						
Total Kjeldahl Nitrogen (as N)	-	7727-37-9	(mg/l)	2.33	3.01						

NOTES:

NS: Not sampled

U: Analyzed for but not detected, value shown is instrument detection limit

██████████: Concentration exceeds Standard/Guidance Value

J: Reported value is estimated due to variance from quality control limits

Appendix A-1

SONIA ROAD LANDFILL
POST CLOSURE GROUNDWATER MONITORING PROGRAM
HISTORIC AND CURRENT SAMPLE RESULTS
LEACHATE INDICATORS

CONSTITUENT	NYSDEC Class GA Groundwater Standards/Guidance Values	CAS #	SITE : DATE : UNITS:	MW-05S	MW-05S	MW-05S	MW-05S	MW-05S	MW-05S	MW-05S	MW-05S
				10/29/97 (mg/l)	12/08/2000 (mg/l)	02/02/2001 (mg/l)	8/23/02 (mg/l)	11/22/02 (mg/l)	3/7/03 (mg/l)	6/5/03 (mg/l)	8/25/03 (mg/l)
Color (APHA Units)	-	-	(mg/l)	60	400	100	NS	60	NS	NS	100
Alkalinity (as CaCO3)	-	471-34-1	(mg/l)	412	390	362	236	258	218	252	106
Ammonia (as N)	2 ST	7664-41-7	(mg/l)	4.4	6.1	6.55	3.17	2.08	2.71	5.57	12.4
Biochemical Oxygen Demand	-	-	(mg/l)	8	25	33	32	23	21	28	10
Bromide	2 GV	24959-67-9	(mg/l)	0.5 U	0.6	0.9	1	1.4	0.5 U	0.5 U	0.5
Chemical Oxygen Demand	-	-	(mg/l)	46	10 U	21.8	22.5	15.1	38	31.4	63
Chloride	250 ST	16887-00-6	(mg/l)	82.1	36.4	36.6	39.4	46.1	36.3	29.5	37.5
Hardness (as CaCO3)	-	-	(mg/l)	400	290	276	240	210	250	600	650
Nitrate (as N)	10 ST	14797-55-8	(mg/l)	0.1 U	0.1 U	0.29	0.1 U	0.28	0.83	0.17	1
Phenols, total	0.001 ST	-	(mg/l)	0.0049	0.005 U	0.005 U	0.005 U	0.005 U	0.005 U	0.005 U	0.005 U
Sulfate	250 ST	14808-79-8	(mg/l)	5 U	5 U	5 U	8.9	25.1	27.5	36	78.5
Total Organic Carbon	-	-	(mg/l)	9.6	12	9.17	6.5	5.4	5.2	6.7	10.3
Total Dissolved Solids	-	-	(mg/l)	482	385	383	288	342	275	360	640
Total Kjeldahl Nitrogen (as N)	-	7727-37-9	(mg/l)	9.6	7.8	8.4	6.3	2.48	4.41	5.7	14.3

CONSTITUENT	NYSDEC Class GA Groundwater Standards/Guidance Values	CAS #	SITE : DATE : UNITS:	MW-05S	MW-05S	MW-05S	MW-05S	MW-05S	MW-05S	MW-05S	MW-05S
				11/12/03 (mg/l)	3/2/04 (mg/l)	5/25/04 (mg/l)	8/23/04 (mg/l)	11/10/04 (mg/l)	3/2/05 (mg/l)	5/31/05 (mg/l)	8/29/05 (mg/l)
Color (APHA Units)	-	-	(mg/l)	NS	NS	140	NS	NS	120	NS	NS
Alkalinity (as CaCO3)	-	471-34-1	(mg/l)	386	160	160	317	270	177	302	377
Ammonia (as N)	2 ST	7664-41-7	(mg/l)	9.09	0.97	1.44	3.48	2.78	2.84	3.68	6.69
Biochemical Oxygen Demand	-	-	(mg/l)	21	4	15	2 U	9	15	12	28
Bromide	2 GV	24959-67-9	(mg/l)	2.3	3.9	0.8	1.3	2.4	0.5 U	6	1.8
Chemical Oxygen Demand	-	-	(mg/l)	50.8	65.3	28	15.6	10 U	11.8	69.3	29.3
Chloride	250 ST	16887-00-6	(mg/l)	41.4	17.9	35.8	40.7	50.7	49.8	47	47
Hardness (as CaCO3)	-	-	(mg/l)	660	220	1100	280	340	310	300	320
Nitrate (as N)	10 ST	14797-55-8	(mg/l)	1.44	7.94	1.45	3.24	1.27	2.49	0.6	0.34
Phenols, total	0.001 ST	-	(mg/l)	0.005 U	0.005 U	0.005 U	0.005 U	0.005 U	0.005 U	0.005 U	0.005 U
Sulfate	250 ST	14808-79-8	(mg/l)	13.4	28.5	17.2	8.9	7.8	7	5 U	5 U
Total Organic Carbon	-	-	(mg/l)	10.7	4.6	8.2	8	8	5.5	9.5	11.9
Total Dissolved Solids	-	-	(mg/l)	457	396	361	598	415	318	429	598
Total Kjeldahl Nitrogen (as N)	-	7727-37-9	(mg/l)	8.66	4.66	2.44	5.61	3.85	3.28	5.29	7.1

NOTES:

NS: Not sampled

U: Analyzed for but not detected, value shown is instrument detection limit

█ : Concentration exceeds Standard/Guidance Value

J: Reported value is estimated due to variance from quality control limits

Appendix A-1


**SONIA ROAD LANDFILL
POST CLOSURE GROUNDWATER MONITORING PROGRAM
HISTORIC AND CURRENT SAMPLE RESULTS
LEACHATE INDICATORS**

CONSTITUENT	NYSDEC Class GA Groundwater Standards/Guidance Values	CAS #	SITE : DATE : UNITS:	MW-05S 11/30/05 (mg/l)	MW-05S 3/1/06 (mg/l)	MW-05S (mg/l)	MW-05S (mg/l)	MW-05S (mg/l)	MW-05S (mg/l)	MW-05S (mg/l)	MW-05S (mg/l)
Color (APHA Units)	-	-	(mg/l)	NS	NS						
Alkalinity (as CaCO ₃)	-	471-34-1	(mg/l)	368	423						
Ammonia (as N)	2 ST	7664-41-7	(mg/l)	7.24	7.97						
Biochemical Oxygen Demand	-	-	(mg/l)	9	10						
Bromide	2 GV	24959-67-9	(mg/l)	0.9	1.2						
Chemical Oxygen Demand	-	-	(mg/l)	79.3	38.7						
Chloride	250 ST	16887-00-6	(mg/l)	51.7	54.1						
Hardness (as CaCO ₃)	-	-	(mg/l)	408	400						
Nitrate (as N)	10 ST	14797-55-8	(mg/l)	0.9	0.42						
Phenols, total	0.001 ST	-	(mg/l)	0.005 U	0.005 U						
Sulfate	250 ST	14808-79-8	(mg/l)	112	47.8						
Total Organic Carbon	-	-	(mg/l)	11.3	15.6						
Total Dissolved Solids	-	-	(mg/l)	588	586						
Total Kjeldahl Nitrogen (as N)	-	7727-37-9	(mg/l)	7.51	10.5						

NOTES:

NS: Not sampled

U: Analyzed for but not detected, value shown is instrument detection limit

: Concentration exceeds Standard/Guidance Value

J: Reported value is estimated due to variance from quality control limits

Appendix A-1

SONIA ROAD LANDFILL
POST CLOSURE GROUNDWATER MONITORING PROGRAM
HISTORIC AND CURRENT SAMPLE RESULTS
LEACHATE INDICATORS

CONSTITUENT	NYSDEC Class GA Groundwater Standards/Guidance Values	CAS #	SITE : DATE : UNITS:	MW-06D 10/28/97 (mg/l)	MW-06D 12/05/2000 (mg/l)	MW-06D 01/31/2001 (mg/l)	MW-06D 8/22/02 (mg/l)	MW-06D 11/20/02 (mg/l)	MW-06D 3/5/03 (mg/l)	MW-06D 6/5/03 (mg/l)	MW-06D 8/22/03 (mg/l)
Color (APHA Units)	-	-	(mg/l)	10	30	5 U	NS	20	NS	NS	5 U
Alkalinity (as CaCO3)	-	471-34-1	(mg/l)	31.3	40.6	38	40	31.2	35.5	27.3	34.3
Ammonia (as N)	2 ST	7664-41-7	(mg/l)	0.32	0.1 U	0.24	0.1 U	0.1 U	0.14	0.1 U	0.1 U
Biochemical Oxygen Demand	-	-	(mg/l)	3	37	2 U	2 U	2 U	2 U	2 U	8
Bromide	2 GV	24959-67-9	(mg/l)	0.5 U	0.5 U	0.60	0.5 U	0.5 U	0.5 U	0.5 U	0.7
Chemical Oxygen Demand	-	-	(mg/l)	15 U	10 U	10 U	22.5	22.5	19.3	10 U	10 U
Chloride	250 ST	16887-00-6	(mg/l)	7.3	12.6	9.3	14.7	16.2	10.5	5.6	5.1
Hardness (as CaCO3)	-	-	(mg/l)	120	44	68	72	62	80	80	80
Nitrate (as N)	10 ST	14797-55-8	(mg/l)	0.1 U	0.2	0.14	0.67	0.4	0.36	1.47	0.2
Phenols, total	0.001 ST	-	(mg/l)	0.0010 U	0.005 U	0.005 U	0.005 U	0.005 U	0.005 U	0.005 U	0.005 U
Sulfate	250 ST	14808-79-8	(mg/l)	20.3	23.3	17.2	14.5	23	26	25.5	24.4
Total Organic Carbon	-	-	(mg/l)	2	1.7	1.1	1.2	1 U	1 U	1 U	1 U
Total Dissolved Solids	-	-	(mg/l)	78	130	120	100	150	96	97	117
Total Kjeldahl Nitrogen (as N)	-	7727-37-9	(mg/l)	0.2 U	0.2	0.46	0.1 U	0.1 U	0.1	0.1 U	0.1 U

CONSTITUENT	NYSDEC Class GA Groundwater Standards/Guidance Values	CAS #	SITE : DATE : UNITS:	MW-06D 11/11/03 (mg/l)	MW-06D 2/27/04 (mg/l)	MW-06D 5/24/04 (mg/l)	MW-06D 8/20/04 (mg/l)	MW-06D 11/9/04 (mg/l)	MW-06D 3/1/05 (mg/l)	MW-06D 5/27/05 (mg/l)	MW-06D 8/26/05 (mg/l)
Color (APHA Units)	-	-	(mg/l)	NS	NS	5	NS	NS	5 U	NS	NS
Alkalinity (as CaCO3)	-	471-34-1	(mg/l)	36.8	24.7	11.6	23.8	30.8	22.5	21	21.7
Ammonia (as N)	2 ST	7664-41-7	(mg/l)	0.24	0.2	0.21	0.1 U	0.1 U	0.12	0.1 U	0.12
Biochemical Oxygen Demand	-	-	(mg/l)	16	2 U	2 U	2 U	10	2 U	2 U	2 U
Bromide	2 GV	24959-67-9	(mg/l)	5.1	2.9	0.6	3.1	4.6	2.9	0.5	3.4
Chemical Oxygen Demand	-	-	(mg/l)	55.7	10.6	10 U	10 U	135	11.8	24.3	16.8
Chloride	250 ST	16887-00-6	(mg/l)	5	7	5.9	8	8.9	9.7	8.58	8.1
Hardness (as CaCO3)	-	-	(mg/l)	80	40	105	28	63	58	52	40
Nitrate (as N)	10 ST	14797-55-8	(mg/l)	1.04	0.33	0.45	0.5	0.21	0.71	0.519	0.18
Phenols, total	0.001 ST	-	(mg/l)	0.005 U	0.005 U	0.005 U	0.005 U	0.0038	0.005 U	0.005 U	0.005 U
Sulfate	250 ST	14808-79-8	(mg/l)	26.8	17.8	26.6	19.2	16.9	16.8	20.5	17.9
Total Organic Carbon	-	-	(mg/l)	1.7	1 U	1.1	1 U	3.2	1	1.19	1 U
Total Dissolved Solids	-	-	(mg/l)	105	155	93	109	92	105	87	99
Total Kjeldahl Nitrogen (as N)	-	7727-37-9	(mg/l)	3.07	0.24	0.23	0.73	2.06	0.88	1 J	0.1 U

NOTES:

NS: Not sampled

U: Analyzed for but not detected, value shown is instrument detection limit

■: Concentration exceeds Standard/Guidance Value

J: Reported value is estimated due to variance from quality control limits

Appendix A-1


SONIA ROAD LANDFILL
 POST CLOSURE GROUNDWATER MONITORING PROGRAM
 HISTORIC AND CURRENT SAMPLE RESULTS
 LEACHATE INDICATORS

CONSTITUENT	NYSDEC Class GA Groundwater Standards/Guidance Values	CAS #	SITE : DATE : UNITS:	MW-06D 11/29/05 (mg/l)	MW-06D 2/28/06 (mg/l)	MW-06D (mg/l)	MW-06D (mg/l)	MW-06D (mg/l)	MW-06D (mg/l)	MW-06D (mg/l)	MW-06D (mg/l)
Color (APHA Units)	-	-	(mg/l)	NS	NS						
Alkalinity (as CaCO ₃)	-	471-34-1	(mg/l)	18.8	8.6						
Ammonia (as N)	2 ST	7664-41-7	(mg/l)	0.11	0.28						
Biochemical Oxygen Demand	-	-	(mg/l)	2 U	2 U						
Bromide	2 GV	24959-67-9	(mg/l)	2.2	2.3						
Chemical Oxygen Demand	-	-	(mg/l)	10 U	13.5						
Chloride	250 ST	16887-00-6	(mg/l)	8.4	9.4						
Hardness (as CaCO ₃)	-	-	(mg/l)	42	39						
Nitrate (as N)	10 ST	14797-55-8	(mg/l)	0.58	0.34						
Phenols, total	0.001 ST	-	(mg/l)	0.005 U	0.005 U						
Sulfate	250 ST	14808-79-8	(mg/l)	17.8	19.6						
Total Organic Carbon	-	-	(mg/l)	1 U	1.3						
Total Dissolved Solids	-	-	(mg/l)	55	96						
Total Kjeldahl Nitrogen (as N)	-	7727-37-9	(mg/l)	0.47	0.11						

NOTES:

NS: Not sampled

U: Analyzed for but not detected, value shown is instrument detection limit

: Concentration exceeds Standard/Guidance Value

J: Reported value is estimated due to variance from quality control limits

Appendix A-1

SONIA ROAD LANDFILL
POST CLOSURE GROUNDWATER MONITORING PROGRAM
HISTORIC AND CURRENT SAMPLE RESULTS
LEACHATE INDICATORS

CONSTITUENT	NYSDEC Class GA Groundwater Standards/Guidance Values	CAS #	SITE : DATE : UNITS:	MW-061	MW-061	MW-061	MW-061	MW-061	MW-061	MW-061	MW-061
				10/28/97 (mg/l)	12/05/2000 (mg/l)	02/01/2001 (mg/l)	8/21/02 (mg/l)	11/21/02 (mg/l)	3/5/03 (mg/l)	6/5/03 (mg/l)	8/22/03 (mg/l)
Color (APHA Units)	-	-	(mg/l)	10	30	30	NS	5	NS	NS	5 U
Alkalinity (as CaCO3)	-	471-34-1	(mg/l)	115	97.1	77	43.7	50.7	55.7	48.9	58.7
Ammonia (as N)	2 ST	7664-41-7	(mg/l)	0.76	1.7	1.7	0.1 U	0.1 U	0.1 U	0.1 U	0.1 U
Biochemical Oxygen Demand	-	-	(mg/l)	2 U	14	2	2 U	2 U	2 U	11	8
Bromide	2 GV	24959-67-9	(mg/l)	0.5 U	0.5 U	0.5 U	0.5 U	0.8 U	0.5 U	0.5 U	0.8
Chemical Oxygen Demand	-	-	(mg/l)	15 U	10 U	10 U	10.2	10 U	10 U	10 U	10 U
Chloride	250 ST	16887-00-6	(mg/l)	25.4	20.1	18	12.3	16.2	8.8	8.4	10.1
Hardness (as CaCO3)	-	-	(mg/l)	180	108	120	80	170	40	108	85
Nitrate (as N)	10 ST	14797-55-8	(mg/l)	0.1 U	0.1 U	0.14	2.24	0.97	0.79	2.1	0.95
Phenols, total	0.001 ST	-	(mg/l)	0.002	0.005 U	0.005 U	0.005	0.005 U	0.005 U	0.005 U	0.005 U
Sulfate	250 ST	14808-79-8	(mg/l)	21.2	47.8	50.4	12.7	12.7	16	17.4	25.9
Total Organic Carbon	-	-	(mg/l)	2.4	1.8	2.4	1.7	1.4	1	1.2	1 U
Total Dissolved Solids	-	-	(mg/l)	190	211	120	99	151	94	123	153
Total Kjeldahl Nitrogen (as N)	-	7727-37-9	(mg/l)	1.4	2	2.30	0.1 U	0.1 U	0.23	0.13	0.14

CONSTITUENT	NYSDEC Class GA Groundwater Standards/Guidance Values	CAS #	SITE : DATE : UNITS:	MW-061	MW-061	MW-061	MW-061	MW-061	MW-061	MW-061	MW-061
				11/11/03 (mg/l)	2/27/04 (mg/l)	5/24/04 (mg/l)	8/20/04 (mg/l)	11/9/04 (mg/l)	3/1/05 (mg/l)	5/27/05 (mg/l)	8/25/05 (mg/l)
Color (APHA Units)	-	-	(mg/l)	NS	NS	20	NS	NS	5	NS	NS
Alkalinity (as CaCO3)	-	471-34-1	(mg/l)	45	37.2	33.2	45.4	58.8	41.9	44.6	42.8
Ammonia (as N)	2 ST	7664-41-7	(mg/l)	0.17	0.17	0.22	0.1 U	0.49	0.27	0.562	0.87
Biochemical Oxygen Demand	-	-	(mg/l)	2 U	2 U	2 U	2 U	2 U	2 U	3	2 U
Bromide	2 GV	24959-67-9	(mg/l)	2.5	0.5 U	0.5 U	0.5 U	2.8	0.5 U	0.5 U	1.3
Chemical Oxygen Demand	-	-	(mg/l)	10 U	10 U	10 U	10 U	70.3	10 U	51.8	16.8
Chloride	250 ST	16887-00-6	(mg/l)	13.1	12.7	18.7	19.4	42.9	25.9	14	14
Hardness (as CaCO3)	-	-	(mg/l)	88	110	180	34	92	112	70	66
Nitrate (as N)	10 ST	14797-55-8	(mg/l)	1.15	1.19	1.67	1.18	1.06	1.89	1.33	1.34
Phenols, total	0.001 ST	-	(mg/l)	0.005 U	0.005 U	0.005 U	0.005 U	0.005 U	0.005 U	0.005 U	0.005 U
Sulfate	250 ST	14808-79-8	(mg/l)	30.9	31	20.5	26.7	28.7	36.1	18.7	19.5
Total Organic Carbon	-	-	(mg/l)	1 U	1 U	1.2	1	1.8	1.7	2.03	1.2
Total Dissolved Solids	-	-	(mg/l)	119	60	119	142	189	144	108	203
Total Kjeldahl Nitrogen (as N)	-	7727-37-9	(mg/l)	0.19	0.18	0.2	0.17	0.96	0.34	0.664	1.06

NOTES:

NS: Not sampled

U: Analyzed for but not detected, value shown is instrument detection limit

█: Concentration exceeds Standard/Guidance Value

J: Reported value is estimated due to variance from quality control limits

Appendix A-1


SONIA ROAD LANDFILL
 POST CLOSURE GROUNDWATER MONITORING PROGRAM
 HISTORIC AND CURRENT SAMPLE RESULTS
 LEACHATE INDICATORS

CONSTITUENT	NYSDEC Class GA Groundwater Standards/Guidance Values	CAS #	SITE : DATE : UNITS:	MW-06I	MW-06I	MW-06I	MW-06I	MW-06I	MW-06I	MW-06I	MW-06I
				11/29/05 (mg/l)	2/28/06 (mg/l)	(mg/l)	(mg/l)	(mg/l)	(mg/l)	(mg/l)	(mg/l)
Color (APHA Units)	-	-	(mg/l)	NS	NS						
Alkalinity (as CaCO ₃)	-	471-34-1	(mg/l)	49.8	74.6						
Ammonia (as N)	2 ST	7664-41-7	(mg/l)	2.01	1.47						
Biochemical Oxygen Demand	-	-	(mg/l)	2 U	2 U						
Bromide	2 GV	24959-67-9	(mg/l)	1.3	0.6						
Chemical Oxygen Demand	-	-	(mg/l)	10 U	11						
Chloride	250 ST	16887-00-6	(mg/l)	41	47.2						
Hardness (as CaCO ₃)	-	-	(mg/l)	94	130						
Nitrate (as N)	10 ST	14797-55-8	(mg/l)	2.01	0.47						
Phenols, total	0.001 ST	-	(mg/l)	0.005 U	0.005 U						
Sulfate	250 ST	14808-79-8	(mg/l)	25.3	46.2						
Total Organic Carbon	-	-	(mg/l)	1.3	2.7						
Total Dissolved Solids	-	-	(mg/l)	145	240						
Total Kjeldahl Nitrogen (as N)	-	7727-37-9	(mg/l)	2.2	2.27						

NOTES:

NS: Not sampled

U: Analyzed for but not detected, value shown is instrument detection limit

: Concentration exceeds Standard/Guidance Value

J: Reported value is estimated due to variance from quality control limits

Appendix A-1

SONIA ROAD LANDFILL
POST CLOSURE GROUNDWATER MONITORING PROGRAM
HISTORIC AND CURRENT SAMPLE RESULTS
LEACHATE INDICATORS

CONSTITUENT	NYSDEC Class GA Groundwater Standards/Guidance Values	CAS #	SITE : DATE : UNITS:	MW-06S	MW-06S	MW-06S	MW-06S	MW-06S	MW-06S	MW-06S	MW-06S
				10/27/97 (mg/l)	12/5/00 (mg/l)	02/01/2001 (mg/l)	8/21/02 (mg/l)	11/20/02 (mg/l)	3/5/03 (mg/l)	6/4/03 (mg/l)	8/22/03 (mg/l)
Color (APHA Units)	-	-	(mg/l)	150	100	70	NS	60	NS	NS	150
Alkalinity (as CaCO3)	-	471-34-1	(mg/l)	453	245	200	161	183	156	202	279
Ammonia (as N)	2 ST	7664-41-7	(mg/l)	7.2	3.5	3.7	3.97	2.76	2.2	2.67	5.45
Biochemical Oxygen Demand	-	-	(mg/l)	5	17	10	2 U	6	3	55	16
Bromide	2 GV	24959-67-9	(mg/l)	0.6	0.7	0.5 U	1.2	0.5 U	0.5 U	0.5 U	0.5 U
Chemical Oxygen Demand	-	-	(mg/l)	46	10.7	10 U	24.9	10 U	27.3	10 U	41.1
Chloride	250 ST	16887-00-6	(mg/l)	39.8	14.8	20	15.8	19.6	10.7	20	22.3
Hardness (as CaCO3)	-	-	(mg/l)	440	280	140	220	280	80	200	420
Nitrate (as N)	10 ST	14797-55-8	(mg/l)	0.1 U	0.1 U	0.1 U	0.21	1.97	0.32	0.17	0.29
Phenols, total	0.001 ST	-	(mg/l)	0.005	0.005 U	0.005 U	0.005 U	0.005 U	0.005 U	0.005 U	0.005 U
Sulfate	250 ST	14808-79-8	(mg/l)	5 U	5 U	8.40	33.8	38.2	18.3	20.6	133
Total Organic Carbon	-	-	(mg/l)	11.4	4.4	5.8	4.6	2.9	5.1	4.2	13.1
Total Dissolved Solids	-	-	(mg/l)	480	270	220	213	391	230	239	564
Total Kjeldahl Nitrogen (as N)	-	7727-37-9	(mg/l)	17.3	3.9	4.9	4.68	3.24	3.53	3.3	7.64

CONSTITUENT	NYSDEC Class GA Groundwater Standards/Guidance Values	CAS #	SITE : DATE : UNITS:	MW-06S	MW-06S	MW-06S	MW-06S	MW-06S	MW-06S	MW-06S	MW-06S
				11/11/03 (mg/l)	2/27/04 (mg/l)	5/24/04 (mg/l)	8/20/04 (mg/l)	11/9/04 (mg/l)	3/1/05 (mg/l)	5/25/05 (mg/l)	8/25/05 (mg/l)
Color (APHA Units)	-	-	(mg/l)	NS	NS	100	NS	NS	300	NS	NS
Alkalinity (as CaCO3)	-	471-34-1	(mg/l)	239	258	206	337	182	166	126	310
Ammonia (as N)	2 ST	7664-41-7	(mg/l)	4.79	3.28	4.39	11.1	2.04	2.24	0.96	7.37
Biochemical Oxygen Demand	-	-	(mg/l)	25	9	4	14	5	6	2 U	6
Bromide	2 GV	24959-67-9	(mg/l)	4.3	2.1	0.5 U	2	1	0.5 U	3.9	5.6
Chemical Oxygen Demand	-	-	(mg/l)	21.6	30.5	23	18.1	185	16.8	19.3	109
Chloride	250 ST	16887-00-6	(mg/l)	17.4	19.9	16.4	37.4	29.6	28.1	13	37
Hardness (as CaCO3)	-	-	(mg/l)	280	36	950	250	150	184	330	280
Nitrate (as N)	10 ST	14797-55-8	(mg/l)	0.1 U	1.15	3.76	0.17	0.22	3.76	13.9	0.17
Phenols, total	0.001 ST	-	(mg/l)	0.005 U	0.005 U	0.005 U	0.005 U	0.005 U	0.005 U	0.005 U	0.005 U
Sulfate	250 ST	14808-79-8	(mg/l)	39.8	12.2	80	5.5	6.7	12.8	72.2	6.6
Total Organic Carbon	-	-	(mg/l)	5.7	9	7.8	9.6	4.1	1 U	10.8	10.3
Total Dissolved Solids	-	-	(mg/l)	338	395	336	442	292	269	327	564
Total Kjeldahl Nitrogen (as N)	-	7727-37-9	(mg/l)	4.11	3.67	4.7	12.3	4.29	2.8	3.37	7.36

NOTES:

NS: Not sampled

U: Analyzed for but not detected, value shown is instrument detection limit

█: Concentration exceeds Standard/Guidance Value

J: Reported value is estimated due to variance from quality control limits

Appendix A-1


SONIA ROAD LANDFILL
 POST CLOSURE GROUNDWATER MONITORING PROGRAM
 HISTORIC AND CURRENT SAMPLE RESULTS
 LEACHATE INDICATORS

CONSTITUENT	NYSDEC Class GA Groundwater Standards/Guidance Values	CAS #	SITE : DATE : UNITS:	MW-06S 11/29/05 (mg/l)	MW-06S 2/28/06 (mg/l)	MW-06S (mg/l)	MW-06S (mg/l)	MW-06S (mg/l)	MW-06S (mg/l)	MW-06S (mg/l)	MW-06S (mg/l)
Color (APHA Units)	-	-	(mg/l)	NS	NS						
Alkalinity (as CaCO3)	-	471-34-1	(mg/l)	240	75.4						
Ammonia (as N)	2 ST	7664-41-7	(mg/l)	5.29	3.56						
Biochemical Oxygen Demand	-	-	(mg/l)	6	8						
Bromide	2 GV	24959-67-9	(mg/l)	4.2	0.5 U						
Chemical Oxygen Demand	-	-	(mg/l)	10 U	41.2						
Chloride	250 ST	16887-00-6	(mg/l)	28.8	27.6						
Hardness (as CaCO3)	-	-	(mg/l)	264	310						
Nitrate (as N)	10 ST	14797-55-8	(mg/l)	0.48	3.91						
Phenols, total	0.001 ST	-	(mg/l)	0.005 U	0.005 U						
Sulfate	250 ST	14808-79-8	(mg/l)	50.3	53.2						
Total Organic Carbon	-	-	(mg/l)	7.1	10.8						
Total Dissolved Solids	-	-	(mg/l)	346	410						
Total Kjeldahl Nitrogen (as N)	-	7727-37-9	(mg/l)	5.65	5.21						

NOTES:

NS: Not sampled

U: Analyzed for but not detected, value shown is instrument detection limit

 : Concentration exceeds Standard/Guidance Value

J: Reported value is estimated due to variance from quality control limits

Appendix A-1

SONIA ROAD LANDFILL
POST CLOSURE GROUNDWATER MONITORING PROGRAM
HISTORIC AND CURRENT SAMPLE RESULTS
LEACHATE INDICATORS

CONSTITUENT	NYSDEC Class GA Groundwater Standards/Guidance Values	CAS #	SITE : DATE : UNITS:	MW-071	MW-071	MW-071	MW-071	MW-071	MW-071	MW-071	MW-071
				10/28/97 (mg/l)	12/01/2000 (mg/l)	01/31/2001 (mg/l)	8/21/02 (mg/l)	11/20/02 (mg/l)	3/5/03 (mg/l)	6/3/03 (mg/l)	8/22/03 (mg/l)
Color (APHA Units)	-	-	(mg/l)	5 U	5 U	5 U	NS	5	NS	NS	5 U
Alkalinity (as CaCO3)	-	471-34-1	(mg/l)	23.4	22.1	23	13.9	12.6	17.5	28.1	24.1
Ammonia (as N)	2 ST	7664-41-7	(mg/l)	1.3	0.89	1.2	0.1 U	0.1 U	0.54	0.99	0.51
Biochemical Oxygen Demand	-	-	(mg/l)	6	2 U	8	2 U	3	3	7	4
Bromide	2 GV	24959-67-9	(mg/l)	0.5 U	0.6	0.9	0.5 U	0.5 U	0.5 U	0.5 U	0.6
Chemical Oxygen Demand	-	-	(mg/l)	15 U	10 U	10 U	12.7	10 U	27.3	10 U	10 U
Chloride	250 ST	16887-00-6	(mg/l)	9.2	37.6	31	7.8	5.8	6.4	19.8	10.1
Hardness (as CaCO3)	-	-	(mg/l)	180	72	88	40	160	80	34	58
Nitrate (as N)	10 ST	14797-55-8	(mg/l)	0.88	3.4	3.1	3.63	2.47	2.03	1.6	1.7
Phenols, total	0.001 ST	-	(mg/l)	0.0010 U	0.005 U	0.005 U	0.005 U	0.005 U	0.005 U	0.005 U	0.005 U
Sulfate	250 ST	14808-79-8	(mg/l)	19.9	6	18.9	13.8	17.9	16.6	15.9	22.3
Total Organic Carbon	-	-	(mg/l)	1.9	1 U	1.2	1.6	1 U	1 U	1 U	1 U
Total Dissolved Solids	-	-	(mg/l)	65	164	140	74	54	84	89	99
Total Kjeldahl Nitrogen (as N)	-	7727-37-9	(mg/l)	1.7	0.84	1.6	0.1 U	0.1 U	0.92	1.03	0.62

CONSTITUENT	NYSDEC Class GA Groundwater Standards/Guidance Values	CAS #	SITE : DATE : UNITS:	MW-071	MW-071	MW-071	MW-071	MW-071	MW-071	MW-071	MW-071
				11/11/03 (mg/l)	2/27/04 (mg/l)	5/20/04 (mg/l)	8/20/04 (mg/l)	11/9/04 (mg/l)	2/28/05 (mg/l)	5/27/05 (mg/l)	8/24/05 (mg/l)
Color (APHA Units)	-	-	(mg/l)	NS	NS	5 U	NS	NS	5 U	NS	NS
Alkalinity (as CaCO3)	-	471-34-1	(mg/l)	21.5	23.6	16.8	23	25.2	23.6	23	23.3
Ammonia (as N)	2 ST	7664-41-7	(mg/l)	0.52	1.84	1.41	0.1 U	1.04	1.17	1.07	0.68
Biochemical Oxygen Demand	-	-	(mg/l)	2 U	11	2 U	4	2 U	5	2 U	2 U
Bromide	2 GV	24959-67-9	(mg/l)	3.4	1.2	1.7	1.7	2.7	2.8	0.7	2.4
Chemical Oxygen Demand	-	-	(mg/l)	10 U	10 U	30.5	10 U	172	14.3	11.8	10 U
Chloride	250 ST	16887-00-6	(mg/l)	10.3	24	28.4	27.6	24	21.5	21.6	22.7
Hardness (as CaCO3)	-	-	(mg/l)	40	48	100	30	43	47	54	70
Nitrate (as N)	10 ST	14797-55-8	(mg/l)	2.46	1.66	2.66	4.72	2.66	2.76	2.89	2.61
Phenols, total	0.001 ST	-	(mg/l)	0.005 U	0.005 U	0.005 U	0.005 U	0.005 U	0.005 U	0.005 U	0.005 U
Sulfate	250 ST	14808-79-8	(mg/l)	15.9	15.8	21.8	20.4	13.9	17.2	19.3	25.8
Total Organic Carbon	-	-	(mg/l)	1 U	1 U	1 U	1 U	1	1 U	1.02	1.7
Total Dissolved Solids	-	-	(mg/l)	74	90	114	129	111	101	112	214
Total Kjeldahl Nitrogen (as N)	-	7727-37-9	(mg/l)	1.02	1.5	1.53	2.75	2.08	1.3	1.27	0.75

NOTES:

NS: Not sampled

U: Analyzed for but not detected, value shown is instrument detection limit



: Concentration exceeds Standard/Guidance Value

J: Reported value is estimated due to variance from quality control limits

Appendix A-1


SONIA ROAD LANDFILL
 POST CLOSURE GROUNDWATER MONITORING PROGRAM
 HISTORIC AND CURRENT SAMPLE RESULTS
 LEACHATE INDICATORS

CONSTITUENT	NYSDEC Class GA Groundwater Standards/Guidance Values	CAS #	SITE : DATE : UNITS:	MW-07I 11/29/05 (mg/l)	MW-07I 2/28/06 (mg/l)	MW-07I (mg/l)	MW-07I (mg/l)	MW-07I (mg/l)	MW-07I (mg/l)	MW-07I (mg/l)	MW-07I (mg/l)
Color (APHA Units)	-	-	(mg/l)	NS	NS						
Alkalinity (as CaCO ₃)	-	471-34-1	(mg/l)	20.6	20.4						
Ammonia (as N)	2 ST	7664-41-7	(mg/l)	0.73	0.74						
Biochemical Oxygen Demand	-	-	(mg/l)	2 U	3						
Bromide	2 GV	24959-67-9	(mg/l)	2.1	1.7						
Chemical Oxygen Demand	-	-	(mg/l)	10 U	16						
Chloride	250 ST	16887-00-6	(mg/l)	25.5	24.3						
Hardness (as CaCO ₃)	-	-	(mg/l)	62	46						
Nitrate (as N)	10 ST	14797-55-8	(mg/l)	1.8	1.28						
Phenols, total	0.001 ST	-	(mg/l)	0.005 U	0.005 U						
Sulfate	250 ST	14808-79-8	(mg/l)	27.8	15.4						
Total Organic Carbon	-	-	(mg/l)	1 U	1.6						
Total Dissolved Solids	-	-	(mg/l)	147	117						
Total Kjeldahl Nitrogen (as N)	-	7727-37-9	(mg/l)	0.61	0.95						

NOTES:

NS: Not sampled

U: Analyzed for but not detected, value shown is instrument detection limit

: Concentration exceeds Standard/Guidance Value

J: Reported value is estimated due to variance from quality control limits

Appendix A-1

SONIA ROAD LANDFILL
POST CLOSURE GROUNDWATER MONITORING PROGRAM
HISTORIC AND CURRENT SAMPLE RESULTS
LEACHATE INDICATORS

CONSTITUENT	NYSDEC Class GA Groundwater Standards/Guidance Values	CAS #	SITE : DATE : UNITS:	MW-11D 10/31/97 (mg/l)	MW-11D 12/13/2000 (mg/l)	MW-11D 02/07/2001 (mg/l)	MW-11D 8/22/02 (mg/l)	MW-11D 11/21/02 (mg/l)	MW-11D 3/6/03 (mg/l)	MW-11D 6/4/03 (mg/l)	MW-11D 8/21/03 (mg/l)
Color (APHA Units)	-	-	(mg/l)	80	5 U	5 U	NS	5	NS	NS	5
Alkalinity (as CaCO3)	-	471-34-1	(mg/l)	36.8	3.6	6.8	5.2	4.4	4	3.7	2.9
Ammonia (as N)	2 ST	7664-41-7	(mg/l)	0.5	0.14	0.481	0.1 U	0.1 U	0.1 U	0.1 U	0.1 U
Biochemical Oxygen Demand	-	-	(mg/l)	4	2	2 U	2 U	2 U	2 U	2 U	6
Bromide	2 GV	24959-67-9	(mg/l)	0.5 U	0.5 U	0.5 U	0.5 U	0.9	0.8	0.6	0.5 U
Chemical Oxygen Demand	-	-	(mg/l)	40	10 U	10 U	12.7	10 U	22	11.9	10 U
Chloride	250 ST	16887-00-6	(mg/l)	13.3	7.9	10.3	5.4	17.3	13.9	16.6	19
Hardness (as CaCO3)	-	-	(mg/l)	26	17	28	24	110	22	24	28
Nitrate (as N)	10 ST	14797-55-8	(mg/l)	1.5	1.9	1.79	0.74	1.91	1.96	2.59	3.67
Phenols, total	0.001 ST	-	(mg/l)	0.0063	0.005 U	0.005 U	0.005 U	0.005 U	0.005 U	0.005 U	0.005 U
Sulfate	250 ST	14808-79-8	(mg/l)	31.3	11.3	10.9	17.2	12	13.5	10.1	9.3
Total Organic Carbon	-	-	(mg/l)	5.6	1 U	1 U	1 U	1 U	1 U	1 U	1 U
Total Dissolved Solids	-	-	(mg/l)	124	61	84	60	109	69	88	126
Total Kjeldahl Nitrogen (as N)	-	7727-37-9	(mg/l)	0.58	0.1 U	0.46	0.1 U	0.1 U	0.2 U	0.2 U	0.1 U

CONSTITUENT	NYSDEC Class GA Groundwater Standards/Guidance Values	CAS #	SITE : DATE : UNITS:	MW-11D 11/13/03 (mg/l)	MW-11D 3/1/04 (mg/l)	MW-11D 5/21/04 (mg/l)	MW-11D 8/24/04 (mg/l)	MW-11D 11/11/04 (mg/l)	MW-11D 2/24/05 (mg/l)	MW-11D 5/26/05 (mg/l)	MW-11D 8/25/05 (mg/l)
Color (APHA Units)	-	-	(mg/l)	NS	NS	20	NS	NS	5	NS	NS
Alkalinity (as CaCO3)	-	471-34-1	(mg/l)	3.8	3.3	26.4	19.2	7.8	7.8	5.8	5.9
Ammonia (as N)	2 ST	7664-41-7	(mg/l)	0.1 U	0.23	0.12	0.1 U	0.1 U	0.1 U	0.1 U	0.16
Biochemical Oxygen Demand	-	-	(mg/l)	2 U	2 U	2 U	2 U	2 U	2 U	2 U	2 U
Bromide	2 GV	24959-67-9	(mg/l)	0.5 U	0.5 U	0.5 U	0.5 U	2.3	0.8	0.9	0.8
Chemical Oxygen Demand	-	-	(mg/l)	10 U	10 U	45.4	10 U	10 U	19.3	10 U	10 U
Chloride	250 ST	16887-00-6	(mg/l)	18.2	23.8	18.3	16.9	19.3	26.7	25	20.1
Hardness (as CaCO3)	-	-	(mg/l)	43	30	120	24	42	40	46	40
Nitrate (as N)	10 ST	14797-55-8	(mg/l)	4.92	4.17	4.32	4.4	4.65	3.9	3.44	3.42
Phenols, total	0.001 ST	-	(mg/l)	0.005 U	0.005 U	0.005 U	0.005 U	0.005 U	0.005 U	0.005 U	0.005 U
Sulfate	250 ST	14808-79-8	(mg/l)	12.1	8.6	13.7	13	10.3	10.7	11.1	14.4
Total Organic Carbon	-	-	(mg/l)	1 U	1 U	1 U	1 U	1 U	1 U	1 U	1 U
Total Dissolved Solids	-	-	(mg/l)	103	194	70	274	144	160	153	219
Total Kjeldahl Nitrogen (as N)	-	7727-37-9	(mg/l)	0.11	0.1 U	0.18	0.65	0.1 U	0.27	0.1 U	0.1 U

NOTES:

NS: Not sampled

U: Analyzed for but not detected, value shown is instrument detection limit

█: Concentration exceeds Standard/Guidance Value

J: Reported value is estimated due to variance from quality control limits

Appendix A-1


SONIA ROAD LANDFILL
 POST CLOSURE GROUNDWATER MONITORING PROGRAM
 HISTORIC AND CURRENT SAMPLE RESULTS
 LEACHATE INDICATORS

CONSTITUENT	NYSDEC Class GA Groundwater Standards/Guidance Values	CAS #	SITE : DATE : UNITS:	MW-11D	MW-11D	MW-11D	MW-11D	MW-11D	MW-11D	MW-11D
				11/28/05 (mg/l)	2/27/06 (mg/l)	(mg/l)	(mg/l)	(mg/l)	(mg/l)	(mg/l)
Color (APHA Units)	-	-	(mg/l)	NS	NS					
Alkalinity (as CaCO ₃)	-	471-34-1	(mg/l)	4.2	17.8					
Ammonia (as N)	2 ST	7664-41-7	(mg/l)	0.1 U	0.32					
Biochemical Oxygen Demand	-	-	(mg/l)	2 U	2 U					
Bromide	2 GV	24959-67-9	(mg/l)	0.9	0.5 U					
Chemical Oxygen Demand	-	-	(mg/l)	10 U	10 U					
Chloride	250 ST	16887-00-6	(mg/l)	21.2	21.1					
Hardness (as CaCO ₃)	-	-	(mg/l)	34	40					
Nitrate (as N)	10 ST	14797-55-8	(mg/l)	3.86	2.14					
Phenols, total	0.001 ST	-	(mg/l)	0.005 U	0.005 U					
Sulfate	250 ST	14808-79-8	(mg/l)	17.1	22.5					
Total Organic Carbon	-	-	(mg/l)	1 U	1.2					
Total Dissolved Solids	-	-	(mg/l)	120	133					
Total Kjeldahl Nitrogen (as N)	-	7727-37-9	(mg/l)	0.15	1.75					

NOTES:

NS: Not sampled

U: Analyzed for but not detected, value shown is instrument detection limit

: Concentration exceeds Standard/Guidance Value

J: Reported value is estimated due to variance from quality control limits

Appendix A-1

SONIA ROAD LANDFILL
POST CLOSURE GROUNDWATER MONITORING PROGRAM
HISTORIC AND CURRENT SAMPLE RESULTS
LEACHATE INDICATORS

CONSTITUENT	NYSDEC Class GA Groundwater Standards/Guidance Values	CAS #	SITE : DATE : UNITS:	MW-111 10/31/97 (mg/l)	MW-111 12/13/2000 (mg/l)	MW-111 02/07/2001 (mg/l)	MW-111 8/22/02 (mg/l)	MW-111 11/21/02 (mg/l)	MW-111 3/6/03 (mg/l)	MW-111 6/4/03 (mg/l)	MW-111 8/21/03 (mg/l)
Color (APHA Units)	-	-	(mg/l)	5 U	5 U	5 U	NS	5 U	NS	NS	5
Alkalinity (as CaCO3)	-	471-34-1	(mg/l)	27.6	34.2	27.4	14.4	28.2	58	57.6	32.9
Ammonia (as N)	2 ST	7664-41-7	(mg/l)	0.99	1.1	0.91	0.1 U	0.1 U	1.15	0.1 U	0.1 U
Biochemical Oxygen Demand	-	-	(mg/l)	2 U	2 U	2 U	2 U	2	2 U	3	4
Bromide	2 GV	24959-67-9	(mg/l)	0.5 U	0.5 U	0.5 U	0.5 U	0.6	0.8	0.8	0.5 U
Chemical Oxygen Demand	-	-	(mg/l)	15 U	10 U	10 U	12.7	10 U	16.7	10 U	10 U
Chloride	250 ST	16887-00-6	(mg/l)	40.4	17.3	17.5	7	24.3	7.7	14.3	19.7
Hardness (as CaCO3)	-	-	(mg/l)	54	34	40	40	180	56	62	40
Nitrate (as N)	10 ST	14797-55-8	(mg/l)	0.13	0.42	1.8	3.07	1.85	0.1 U	1.03	1.01
Phenols, total	0.001 ST	-	(mg/l)	0.001	0.005 U	0.005 U	0.005 U	0.005 U	0.005 U	0.005 U	0.005 U
Sulfate	250 ST	14808-79-8	(mg/l)	14.9	6.8	7	5	7.9	10	5.8	10.7
Total Organic Carbon	-	-	(mg/l)	1.6	1.3	1 U	1.1	1 U	1 U	1 U	1 U
Total Dissolved Solids	-	-	(mg/l)	96	42	63	58	152	109	84	103
Total Kjeldahl Nitrogen (as N)	-	7727-37-9	(mg/l)	1.5	1.2	0.79	0.1	0.19	0.99	1.18	0.8

CONSTITUENT	NYSDEC Class GA Groundwater Standards/Guidance Values	CAS #	SITE : DATE : UNITS:	MW-111 11/13/03 (mg/l)	MW-111 3/1/04 (mg/l)	MW-111 5/21/04 (mg/l)	MW-111 8/24/04 (mg/l)	MW-111 11/11/04 (mg/l)	MW-111 2/24/05 (mg/l)	MW-111 5/26/05 (mg/l)	MW-111 8/25/05 (mg/l)
Color (APHA Units)	-	-	(mg/l)	NS	NS	5 U	NS	NS	5	NS	NS
Alkalinity (as CaCO3)	-	471-34-1	(mg/l)	28.6	48	37.8	28.8	27.8	19.4	32.4	24
Ammonia (as N)	2 ST	7664-41-7	(mg/l)	0.1 U	1.15	1.19	0.1 U	0.15	0.1 U	1.08	0.79
Biochemical Oxygen Demand	-	-	(mg/l)	2 U	2 U	4	2 U	2 U	2 U	2 U	2 U
Bromide	2 GV	24959-67-9	(mg/l)	0.5 U	0.7	1.7	0.5 U	1.7	0.5 U	0.6	1.5
Chemical Oxygen Demand	-	-	(mg/l)	10 U	15.6	10 U	10 U	10 U	10 U	10 U	10 U
Chloride	250 ST	16887-00-6	(mg/l)	11.7	22.7	14.1	10	15.3	17.5	15.1	9.6
Hardness (as CaCO3)	-	-	(mg/l)	36	48	150	25	45	52	52	45
Nitrate (as N)	10 ST	14797-55-8	(mg/l)	0.96	0.53	0.33	1.85	0.74	1.16	1.5	2.11
Phenols, total	0.001 ST	-	(mg/l)	0.005 U	0.005 U	0.005 U	0.005 U	0.005 U	0.005 U	0.005 U	0.005 U
Sulfate	250 ST	14808-79-8	(mg/l)	12.9	5 U	0.5 U	11	10.7	13.4	14.4	15.4
Total Organic Carbon	-	-	(mg/l)	1 U	1 U	1 U	1 U	1 U	1 U	1 U	1 U
Total Dissolved Solids	-	-	(mg/l)	78	110	38	149	83	92	107	155
Total Kjeldahl Nitrogen (as N)	-	7727-37-9	(mg/l)	0.36	1.11	0.93	0.88	0.79	0.12	0.85	0.77

NOTES:

NS: Not sampled

U: Analyzed for but not detected, value shown is instrument detection limit

█ : Concentration exceeds Standard/Guidance Value

J: Reported value is estimated due to variance from quality control limits

Appendix A-1


SONIA ROAD LANDFILL
POST CLOSURE GROUNDWATER MONITORING PROGRAM
HISTORIC AND CURRENT SAMPLE RESULTS
LEACHATE INDICATORS

CONSTITUENT	NYSDEC Class GA Groundwater Standards/Guidance Values	CAS #	SITE : DATE : UNITS:	MW-111 11/28/05 (mg/l)	MW-111 2/27/06 (mg/l)	MW-111 (mg/l)	MW-111 (mg/l)	MW-111 (mg/l)	MW-111 (mg/l)	MW-111 (mg/l)	MW-111 (mg/l)
Color (APHA Units)	-	-	(mg/l)	NS	NS						
Alkalinity (as CaCO ₃)	-	471-34-1	(mg/l)	26.1	33.4						
Ammonia (as N)	2 ST	7664-41-7	(mg/l)	0.58	0.73						
Biochemical Oxygen Demand	-	-	(mg/l)	2 U	2 U						
Bromide	2 GV	24959-67-9	(mg/l)	1.8	0.9						
Chemical Oxygen Demand	-	-	(mg/l)	16.8	13.5						
Chloride	250 ST	16887-00-6	(mg/l)	11.6	8.1						
Hardness (as CaCO ₃)	-	-	(mg/l)	40	48						
Nitrate (as N)	10 ST	14797-55-8	(mg/l)	0.89	0.21						
Phenols, total	0.001 ST	-	(mg/l)	0.005 U	0.005 U						
Sulfate	250 ST	14808-79-8	(mg/l)	12.2	28.2						
Total Organic Carbon	-	-	(mg/l)	1 U	1.1						
Total Dissolved Solids	-	-	(mg/l)	87	110						
Total Kjeldahl Nitrogen (as N)	-	7727-37-9	(mg/l)	0.7	0.82						

NOTES:

NS: Not sampled

U: Analyzed for but not detected, value shown is instrument detection limit

: Concentration exceeds Standard/Guidance Value

J: Reported value is estimated due to variance from quality control limits

Appendix A-1

SONIA ROAD LANDFILL
POST CLOSURE GROUNDWATER MONITORING PROGRAM
HISTORIC AND CURRENT SAMPLE RESULTS
LEACHATE INDICATORS

CONSTITUENT	NYSDEC Class GA Groundwater Standards/Guidance Values	CAS #	SITE : DATE : UNITS:	MW-11S 10/31/97 (mg/l)	MW-11S 12/13/2000 (mg/l)	MW-11S 02/07/2001 (mg/l)	MW-11S 8/22/02 (mg/l)	MW-11S 11/21/02 (mg/l)	MW-11S 3/6/03 (mg/l)	MW-11S 6/4/03 (mg/l)	MW-11S 8/21/03 (mg/l)
Color (APHA Units)	-	-	(mg/l)	100	5 U	5 U	NS	5	NS	NS	10
Alkalinity (as CaCO3)	-	471-34-1	(mg/l)	127	134	135	91.2	133	106	125	174
Ammonia (as N)	2 ST	7664-41-7	(mg/l)	1	1.3	1.51	1.16	0.1 U	0.58	0.1 U	0.1 U
Biochemical Oxygen Demand	-	-	(mg/l)	2 U	2 U	2 U	2 U	2 U	2 U	2 U	6
Bromide	2 GV	24959-67-9	(mg/l)	0.5 U	0.5 U	0.5 U	0.5	0.8	0.5 U	0.5	0.5 U
Chemical Oxygen Demand	-	-	(mg/l)	22	10 U	11	12.7	10 U	19.3	19.2	10 U
Chloride	250 ST	16887-00-6	(mg/l)	65.1	50.7	36.1	35.1	21.3	23	97.7	139
Hardness (as CaCO3)	-	-	(mg/l)	120	210	156	120	230	156	250	270
Nitrate (as N)	10 ST	14797-55-8	(mg/l)	0.28	0.21	0.25	2.6	2.25	1.6	1.65	1.31
Phenols, total	0.001 ST	-	(mg/l)	0.002	0.005 U	0.005 U	0.005 U	0.005 U	0.005 U	0.005 U	0.005 U
Sulfate	250 ST	14808-79-8	(mg/l)	42.1	28.6	49.6	29.2	41	64.8	80.5	68
Total Organic Carbon	-	-	(mg/l)	3.7	4.6	3.53	2.8	2.8	4	3.8	7.2
Total Dissolved Solids	-	-	(mg/l)	261	253	254	179	326	250	423	560
Total Kjeldahl Nitrogen (as N)	-	7727-37-9	(mg/l)	1.2	1.5	7.76	4.53	0.18	0.77	0.26	0.34

CONSTITUENT	NYSDEC Class GA Groundwater Standards/Guidance Values	CAS #	SITE : DATE : UNITS:	MW-11S 11/13/03 (mg/l)	MW-11S 3/1/04 (mg/l)	MW-11S 5/21/04 (mg/l)	MW-11S 8/24/04 (mg/l)	MW-11S 11/11/04 (mg/l)	MW-11S 2/24/05 (mg/l)	MW-11S 5/26/05 (mg/l)	MW-11S 8/25/05 (mg/l)
Color (APHA Units)	-	-	(mg/l)	NS	NS	5	NS	NS	5	NS	NS
Alkalinity (as CaCO3)	-	471-34-1	(mg/l)	206	160	113	117	151	96	116	120
Ammonia (as N)	2 ST	7664-41-7	(mg/l)	0.1 U	0.35	1.81	0.1 U	2.35	2.8	3.46	2.35
Biochemical Oxygen Demand	-	-	(mg/l)	2 U	2 U	2 U	2 U	2 U	2 U	2 U	2 U
Bromide	2 GV	24959-67-9	(mg/l)	0.5 U	1.2	1.8	0.6	0.8	2.0	0.5	1.1
Chemical Oxygen Demand	-	-	(mg/l)	21.6	20.5	25.5	10 U	10 U	11.8	10 U	16.8
Chloride	250 ST	16887-00-6	(mg/l)	96.6	86.4	79.6	73.7	57.3	76.9	88.5	65.4
Hardness (as CaCO3)	-	-	(mg/l)	290	220	450	120	208	220	220	200
Nitrate (as N)	10 ST	14797-55-8	(mg/l)	1.52	1.59	1.04	2.87	1.15	1.21	1.07	1.2
Phenols, total	0.001 ST	-	(mg/l)	0.005 U	0.005 U	0.005 U	0.005 U	0.005 U	0.005 U	0.005 U	0.005 U
Sulfate	250 ST	14808-79-8	(mg/l)	76.4	45.5	61	55.8	48.8	45.8	50.3	72.5
Total Organic Carbon	-	-	(mg/l)	5	4	4.2	3.8	4.9	3.7	3.7	4.3
Total Dissolved Solids	-	-	(mg/l)	465	392	300	532	322	339	366	442
Total Kjeldahl Nitrogen (as N)	-	7727-37-9	(mg/l)	0.31	0.32	1.65	1.27	1.93	2.69	3.54	2.31

NOTES:

NS: Not sampled

U: Analyzed for but not detected, value shown is instrument detection limit

J: Concentration exceeds Standard/Guidance Value

J: Reported value is estimated due to variance from quality control limits

Appendix A-1

SONIA ROAD LANDFILL
POST CLOSURE GROUNDWATER MONITORING PROGRAM
HISTORIC AND CURRENT SAMPLE RESULTS
LEACHATE INDICATORS

CONSTITUENT	NYSDEC Class GA Groundwater Standards/Guidance Values	CAS #	SITE : DATE : UNITS:	MW-11S	MW-11S	MW-11S	MW-11S	MW-11S	MW-11S	MW-11S	MW-11S
				11/28/05 (mg/l)	2/27/06 (mg/l)	(mg/l)	(mg/l)	(mg/l)	(mg/l)	(mg/l)	(mg/l)
Color (APHA Units)	-	-	(mg/l)	NS	NS						
Alkalinity (as CaCO ₃)	-	471-34-1	(mg/l)	134	140						
Ammonia (as N)	2 ST	7664-41-7	(mg/l)	0.72	0.42						
Biochemical Oxygen Demand	-	-	(mg/l)	2 U	2 U						
Bromide	2 GV	24959-67-9	(mg/l)	1.2	0.5						
Chemical Oxygen Demand	-	-	(mg/l)	34.3	13.5						
Chloride	250 ST	16887-00-6	(mg/l)	87.6	82.8						
Hardness (as CaCO ₃)	-	-	(mg/l)	300	215						
Nitrate (as N)	10 ST	14797-55-8	(mg/l)	1.71	1.07						
Phenols, total	0.001 ST	-	(mg/l)	0.005 U	0.005 U						
Sulfate	250 ST	14808-79-8	(mg/l)	93.5	74.5						
Total Organic Carbon	-	-	(mg/l)	5.5	4.3						
Total Dissolved Solids	-	-	(mg/l)	330	413						
Total Kjeldahl Nitrogen (as N)	-	7727-37-9	(mg/l)	1.7	0.85						

NOTES:

NS: Not sampled

U: Analyzed for but not detected, value shown is instrument detection limit

█: Concentration exceeds Standard/Guidance Value

J: Reported value is estimated due to variance from quality control limits

Appendix A-1

SONIA ROAD LANDFILL
POST CLOSURE GROUNDWATER MONITORING PROGRAM
HISTORIC AND CURRENT SAMPLE RESULTS
LEACHATE INDICATORS


CONSTITUENT	NYSDEC Class GA Groundwater Standards/Guidance Values	CAS #	SITE : DATE : UNITS:	MW-12D	MW-12D	MW-12D	MW-12D	MW-12D	MW-12D	MW-12D	MW-12D
				10/31/97 (mg/l)	12/08/2000 (mg/l)	02/07/2001 (mg/l)	8/22/02 (mg/l)	11/21/02 (mg/l)	3/6/03 (mg/l)	6/4/03 (mg/l)	8/21/03 (mg/l)
Color (APHA Units)	-	-	(mg/l)	5 U	5 U	5 U	NS	5	NS	NS	5
Alkalinity (as CaCO3)	-	471-34-1	(mg/l)	19.3	7.3	7.8	6.7	6.8	8.4	7.9	8.1
Ammonia (as N)	2 ST	7664-41-7	(mg/l)	0.02 U	0.1 U	0.1 U	0.1 U	0.1 U	0.1 U	0.1 U	0.1 U
Biochemical Oxygen Demand	-	-	(mg/l)	3	7	4	2 U	2 U	2 U	4	7
Bromide	2 GV	24959-67-9	(mg/l)	0.5 U	0.5 U	0.5 U	0.5 U	0.9	0.5 U	0.5 U	0.5 U
Chemical Oxygen Demand	-	-	(mg/l)	15 U	10 U	10 U	15.1	10 U	10 U	10 U	10 U
Chloride	250 ST	16887-00-6	(mg/l)	11.7	4.7	5.71	3.1	4.3	5.6	8.9	6.2
Hardness (as CaCO3)	-	-	(mg/l)	34	15	28	16	36	64	34	36
Nitrate (as N)	10 ST	14797-55-8	(mg/l)	0.32	0.38	0.31	0.13	0.24	0.58	0.66	0.63
Phenols, total	0.001 ST	-	(mg/l)	0.002	0.005 U	0.005 U	0.005 U	0.005 U	0.005 U	0.005 U	0.005 U
Sulfate	250 ST	14808-79-8	(mg/l)	19.5	20.1	12.8	6.9	11.9	17.1	15.6	16.6
Total Organic Carbon	-	-	(mg/l)	0.5 U	2.1	1 U	1 U	1 U	1 U	1 U	1 U
Total Dissolved Solids	-	-	(mg/l)	45	77	380	37	69	78	58	88
Total Kjeldahl Nitrogen (as N)	-	7727-37-9	(mg/l)	0.2 U	0.1 U	8.54	0.16	0.1 U	0.2 U	0.1 U	0.1 U

CONSTITUENT	NYSDEC Class GA Groundwater Standards/Guidance Values	CAS #	SITE : DATE : UNITS:	MW-12D	MW-12D	MW-12D	MW-12D	MW-12D	MW-12D	MW-12D	MW-12D
				11/3/03 (mg/l)	3/1/04 (mg/l)	5/21/04 (mg/l)	8/24/04 (mg/l)	11/11/04 (mg/l)	2/24/05 (mg/l)	5/26/05 (mg/l)	8/25/05 (mg/l)
Color (APHA Units)	-	-	(mg/l)	NS	NS	5 U	NS	NS	5 U	NS	NS
Alkalinity (as CaCO3)	-	471-34-1	(mg/l)	7.4	6.7	6.8	7	7.4	7.1	6.7	6.9
Ammonia (as N)	2 ST	7664-41-7	(mg/l)	0.1 U	0.1 U	0.1 U	0.1 U	0.1 U	0.1 U	0.13	0.11
Biochemical Oxygen Demand	-	-	(mg/l)	2 U	2 U	2 U	2 U	2 U	2 U	2 U	2 U
Bromide	2 GV	24959-67-9	(mg/l)	0.5 U	0.5 U	0.5 U	0.5 U	0.5 U	0.6	0.7	0.7
Chemical Oxygen Demand	-	-	(mg/l)	11.9	10 U	10 U	10 U	10 U	10 U	10 U	10 U
Chloride	250 ST	16887-00-6	(mg/l)	4.2	4.8	3.6	4.3	4.0	6.1	4.5	4.9
Hardness (as CaCO3)	-	-	(mg/l)	33	22	36	5 U	18	18	19	15
Nitrate (as N)	10 ST	14797-55-8	(mg/l)	0.54	0.75	0.29	0.30	0.26	0.16	0.13	0.19
Phenols, total	0.001 ST	-	(mg/l)	0.005 U	0.005 U	0.005 U	0.005 U	0.005 U	0.005 U	0.005 U	0.005 U
Sulfate	250 ST	14808-79-8	(mg/l)	13.5	8.3	11.3	11.7	10.5	11.1	9.5	10.8
Total Organic Carbon	-	-	(mg/l)	1 U	1 U	1 U	1 U	1 U	1 U	1 U	1 U
Total Dissolved Solids	-	-	(mg/l)	50	10 U	25	113	52	58	49	77
Total Kjeldahl Nitrogen (as N)	-	7727-37-9	(mg/l)	0.1 U	0.1 U	0.1 U	0.97	0.1 U	0.26	0.1 U	0.1 U

NOTES:

NS: Not sampled

U: Analyzed for but not detected, value shown is instrument detection limit

: Concentration exceeds Standard/Guidance Value

J: Reported value is estimated due to variance from quality control limits

Appendix A-1


**SONIA ROAD LANDFILL
POST CLOSURE GROUNDWATER MONITORING PROGRAM
HISTORIC AND CURRENT SAMPLE RESULTS
LEACHATE INDICATORS**

CONSTITUENT	NYSDEC Class GA Groundwater Standards/Guidance Values	CAS #	SITE : DATE : UNITS:	MW-12D 11/28/05 (mg/l)	MW-12D 2/27/06 (mg/l)	MW-12D (mg/l)	MW-12D (mg/l)	MW-12D (mg/l)	MW-12D (mg/l)	MW-12D (mg/l)	MW-12D (mg/l)
Color (APHA Units)	-	-	(mg/l)	NS	NS						
Alkalinity (as CaCO3)	-	471-34-1	(mg/l)	7.4	10.4						
Ammonia (as N)	2 ST	7664-41-7	(mg/l)	0.1 U	0.13						
Biochemical Oxygen Demand	-	-	(mg/l)	2 U	2 U						
Bromide	2 GV	24959-67-9	(mg/l)	1	0.5 U						
Chemical Oxygen Demand	-	-	(mg/l)	10 U	10 U						
Chloride	250 ST	16887-00-6	(mg/l)	5.8	5.4						
Hardness (as CaCO3)	-	-	(mg/l)	20	22						
Nitrate (as N)	10 ST	14797-55-8	(mg/l)	0.4	0.33						
Phenols, total	0.001 ST	-	(mg/l)	0.005 U	0.005 U						
Sulfate	250 ST	14808-79-8	(mg/l)	11	11.7						
Total Organic Carbon	-	-	(mg/l)	1 U	1 U						
Total Dissolved Solids	-	-	(mg/l)	75	72						
Total Kjeldahl Nitrogen (as N)	-	7727-37-9	(mg/l)	0.9	0.1 U						

NOTES:

NS: Not sampled

U: Analyzed for but not detected, value shown is instrument detection limit

: Concentration exceeds Standard/Guidance Value

J: Reported value is estimated due to variance from quality control limits

Appendix A-1

SONIA ROAD LANDFILL
POST CLOSURE GROUNDWATER MONITORING PROGRAM
HISTORIC AND CURRENT SAMPLE RESULTS
LEACHATE INDICATORS

CONSTITUENT	NYSDEC Class GA Groundwater Standards/Guidance Values	CAS #	SITE : DATE : UNITS:	MW-12I 10/31/97 (mg/l)	MW-12I 12/07/2000 (mg/l)	MW-12I 02/08/2001 (mg/l)	MW-12I 8/22/02 (mg/l)	MW-12I 11/21/02 (mg/l)	MW-12I 3/6/03 (mg/l)	MW-12I 6/4/03 (mg/l)	MW-12I 8/21/03 (mg/l)
Color (APHA Units)	-	-	(mg/l)	5 U	5 U	5 U	NS	10	NS	NS	5
Alkalinity (as CaCO3)	-	471-34-1	(mg/l)	10.5	31.8	17.2	2.8	6.8	4.4	7.1	3.1
Ammonia (as N)	2 ST	7664-41-7	(mg/l)	0.51	0.61	0.703	0.1 U	0.1 U	0.1 U	0.1 U	0.1 U
Biochemical Oxygen Demand	-	-	(mg/l)	2 U	6	2 U	2 U	2 U	2 U	2 U	6
Bromide	2 GV	24959-67-9	(mg/l)	0.5 U	0.5 U	0.700	0.5 U	1.1	1	0.5 U	0.5 U
Chemical Oxygen Demand	-	-	(mg/l)	16	10 U	10 U	10 U	39.6	14	10 U	10 U
Chloride	250 ST	16887-00-6	(mg/l)	17.5	14.9	13.1	4.5	8.4	4.6	13.1	7.9
Hardness (as CaCO3)	-	-	(mg/l)	54	52	36.0	16	1900	32	32	20
Nitrate (as N)	10 ST	14797-55-8	(mg/l)	4.7	0.73	1.1	0.93	1.54	0.33	0.53	0.21
Phenols, total	0.001 ST	-	(mg/l)	0.0010 U	0.005 U	0.005 U	0.005 U	0.005 U	0.005 U	0.005 U	0.005 U
Sulfate	250 ST	14808-79-8	(mg/l)	43.1	48.3	24.2	10	10.4	11.6	11.3	8.6
Total Organic Carbon	-	-	(mg/l)	3.6	1.2	0.0010 U	1 U	1 U	1 U	1 U	1 U
Total Dissolved Solids	-	-	(mg/l)	106	143	90	39	79	55	62	49
Total Kjeldahl Nitrogen (as N)	-	7727-37-9	(mg/l)	0.46	0.84	8.30	0.1 U	0.1 U	0.2 U	0.1 U	0.1 U

CONSTITUENT	NYSDEC Class GA Groundwater Standards/Guidance Values	CAS #	SITE : DATE : UNITS:	MW-12I 11/13/03 (mg/l)	MW-12I 3/1/04 (mg/l)	MW-12I 5/21/04 (mg/l)	MW-12I 8/24/04 (mg/l)	MW-12I 11/11/04 (mg/l)	MW-12I 2/24/05 (mg/l)	MW-12I 5/26/05 (mg/l)	MW-12I 8/25/05 (mg/l)
Color (APHA Units)	-	-	(mg/l)	NS	NS	5 U	NS	NS	5	NS	NS
Alkalinity (as CaCO3)	-	471-34-1	(mg/l)	4.4	4.2	3.5	5.6	6.4	29.6	4.3	5.4
Ammonia (as N)	2 ST	7664-41-7	(mg/l)	0.1 U	0.14	0.1 U	0.1 U	0.29	0.1 U	0.29	0.1 U
Biochemical Oxygen Demand	-	-	(mg/l)	2 U	2 U	2 U	2 U	5	2 U	2 U	2 U
Bromide	2 GV	24959-67-9	(mg/l)	0.5 U	0.5 U	0.5 U	0.6	1.2	0.7	0.5 U	0.5 U
Chemical Oxygen Demand	-	-	(mg/l)	10 U	15.6	10 U	10 U	10 U	10 U	14.3	10 U
Chloride	250 ST	16887-00-6	(mg/l)	4.8	5.5	4.3	12.5	28.1	45.5	10.5	18.5
Hardness (as CaCO3)	-	-	(mg/l)	26	24	22	10	34	66	18	22
Nitrate (as N)	10 ST	14797-55-8	(mg/l)	1.3	0.7	0.52	1.65	1.23	0.72	0.52	0.86
Phenols, total	0.001 ST	-	(mg/l)	0.005 U	0.005 U	0.005 U	0.005 U	0.005 U	0.005 U	0.005 U	0.005 U
Sulfate	250 ST	14808-79-8	(mg/l)	9.8	6.9	8.8	7.6	6.7	8.7	9	7.5
Total Organic Carbon	-	-	(mg/l)	1 U	1 U	1 U	1 U	1 U	1.4	1 U	1 U
Total Dissolved Solids	-	-	(mg/l)	40	14	47	152	77	136	50	101
Total Kjeldahl Nitrogen (as N)	-	7727-37-9	(mg/l)	0.1 U	0.13	0.1 U	0.56	0.5	0.53	0.24	0.36

NOTES:

NS: Not sampled

U: Analyzed for but not detected, value shown is instrument detection limit

█: Concentration exceeds Standard/Guidance Value

J: Reported value is estimated due to variance from quality control limits

Appendix A-1

SONIA ROAD LANDFILL
 POST CLOSURE GROUNDWATER MONITORING PROGRAM
 HISTORIC AND CURRENT SAMPLE RESULTS
 LEACHATE INDICATORS

CONSTITUENT	NYSDEC Class GA Groundwater Standards/Guidance Values	CAS #	SITE : DATE : UNITS:	MW-12I 11/28/05 (mg/l)	MW-12I 2/27/06 (mg/l)	MW-12I (mg/l)	MW-12I (mg/l)	MW-12I (mg/l)	MW-12I (mg/l)	MW-12I (mg/l)	MW-12I (mg/l)
Color (APHA Units)	-	-	(mg/l)	NS	NS						
Alkalinity (as CaCO ₃)	-	471-34-1	(mg/l)	14.4	29.4						
Ammonia (as N)	2 ST	7664-41-7	(mg/l)	1.11	0.49						
Biochemical Oxygen Demand	-	-	(mg/l)	2 U	2 U						
Bromide	2 GV	24959-67-9	(mg/l)	1.3	0.5 U						
Chemical Oxygen Demand	-	-	(mg/l)	10 U	13.5						
Chloride	250 ST	16887-00-6	(mg/l)	29.2	27						
Hardness (as CaCO ₃)	-	-	(mg/l)	49	80						
Nitrate (as N)	10 ST	14797-55-8	(mg/l)	0.26	0.77						
Phenols, total	0.001 ST	-	(mg/l)	0.005 U	0.005 U						
Sulfate	250 ST	14808-79-8	(mg/l)	29.6	35						
Total Organic Carbon	-	-	(mg/l)	1.9	3.3						
Total Dissolved Solids	-	-	(mg/l)	127	153						
Total Kjeldahl Nitrogen (as N)	-	7727-37-9	(mg/l)	2.13	0.69						

NOTES:

NS: Not sampled

U: Analyzed for but not detected, value shown is instrument detection limit



: Concentration exceeds Standard/Guidance Value

J: Reported value is estimated due to variance from quality control limits

Appendix A-1

SONIA ROAD LANDFILL
POST CLOSURE GROUNDWATER MONITORING PROGRAM
HISTORIC AND CURRENT SAMPLE RESULTS
LEACHATE INDICATORS

CONSTITUENT	NYSDEC Class GA Groundwater Standards/Guidance Values	CAS #	SITE : DATE : UNITS:	MW-12S	MW-12S	MW-12S	MW-12S	MW-12S	MW-12S	MW-12S	MW-12S
				10/31/97 (mg/l)	12/07/2000 (mg/l)	02/05/2001 (mg/l)	8/22/02 (mg/l)	11/21/02 (mg/l)	3/6/03 (mg/l)	6/4/03 (mg/l)	8/21/03 (mg/l)
Color (APHA Units)	-	-	(mg/l)	5 U	5 U	5	NS	5	NS	NS	5
Alkalinity (as CaCO3)	-	471-34-1	(mg/l)	102	104	98	113	111	77.8	74.3	141
Ammonia (as N)	2 ST	7664-41-7	(mg/l)	0.11	0.02 U	0.07 J	0.1 U	0.1 U	0.1 U	0.1 U	0.1 U
Biochemical Oxygen Demand	-	-	(mg/l)	3	2	2 U	2 U	2 U	2 U	2 U	4
Bromide	2 GV	24959-67-9	(mg/l)	0.5 U	0.5 U	0.5 U	0.5 U	1.4	0.5 U	0.8	0.5 U
Chemical Oxygen Demand	-	-	(mg/l)	16	10 U	10 U	10 U	10 U	16.7	21.6	10 U
Chloride	250 ST	16887-00-6	(mg/l)	21	16	24	15.7	17.7	113	25.6	11.2
Hardness (as CaCO3)	-	-	(mg/l)	90	96	100	140	108	108	82	110
Nitrate (as N)	10 ST	14797-55-8	(mg/l)	0.75	0.67	0.4	2.21	1.14	0.89	0.58	1.54
Phenols, total	0.001 ST	-	(mg/l)	0.0010 U	0.005 U	0.005 U	0.005 U	0.005 U	0.005 U	0.005 U	0.005 U
Sulfate	250 ST	14808-79-8	(mg/l)	32.8	36.4	13.4	37.5	27.6	32.1	23.3	32
Total Organic Carbon	-	-	(mg/l)	2.3	1.7	2.2	3.3	1.7	1.9	1.6	1.8
Total Dissolved Solids	-	-	(mg/l)	170	175	250	185	290	352	151	241
Total Kjeldahl Nitrogen (as N)	-	7727-37-9	(mg/l)	0.21	0.2 U	0.12	0.1 U	0.1 U	0.2 U	0.1 U	0.1 U

CONSTITUENT	NYSDEC Class GA Groundwater Standards/Guidance Values	CAS #	SITE : DATE : UNITS:	MW-12S	MW-12S	MW-12S	MW-12S	MW-12S	MW-12S	MW-12S	MW-12S
				11/13/03 (mg/l)	3/1/04 (mg/l)	5/21/04 (mg/l)	8/24/04 (mg/l)	11/11/04 (mg/l)	2/24/05 (mg/l)	5/26/05 (mg/l)	8/25/05 (mg/l)
Color (APHA Units)	-	-	(mg/l)	NS	NS	5 U	NS	NS	5 U	NS	NS
Alkalinity (as CaCO3)	-	471-34-1	(mg/l)	150	118	119	130	74	97.1	98	105
Ammonia (as N)	2 ST	7664-41-7	(mg/l)	0.1 U	0.1 U	0.13	0.1 U	0.1 U	0.11	0.12	0.19
Biochemical Oxygen Demand	-	-	(mg/l)	2 U	2 U	2 U	2 U	2 U	2 U	2 U	2 U
Bromide	2 GV	24959-67-9	(mg/l)	0.5	0.5 U	0.5 U	0.7	1.8	0.5	0.5 U	1
Chemical Oxygen Demand	-	-	(mg/l)	10 U	13.1	10 U	10 U	10 U	21.8	29.3	10 U
Chloride	250 ST	16887-00-6	(mg/l)	25.8	52.2	31.6	31.6	19.7	245	42.2	45.5
Hardness (as CaCO3)	-	-	(mg/l)	220	120	320	88	94	172	128	98
Nitrate (as N)	10 ST	14797-55-8	(mg/l)	1.89	1.18	1.24	1.76	0.52	0.83	1.06	1.18
Phenols, total	0.001 ST	-	(mg/l)	0.005 U	0.005 U	0.005 U	0.005 U	0.005 U	0.005 U	0.005 U	0.005 U
Sulfate	250 ST	14808-79-8	(mg/l)	38.4	24.4	29.5	54.8	17.7	39.1	28.4	32.6
Total Organic Carbon	-	-	(mg/l)	2	1.6	1.7	1.8	2.6	1.7	2.7	2.8
Total Dissolved Solids	-	-	(mg/l)	265	296	184	474	170	568	216	382
Total Kjeldahl Nitrogen (as N)	-	7727-37-9	(mg/l)	0.22	0.13	0.18	0.17	0.1 U	0.19	0.21	0.2

NOTES:

NS: Not sampled

U: Analyzed for but not detected, value shown is instrument detection limit



: Concentration exceeds Standard/Guidance Value

J: Reported value is estimated due to variance from quality control limits

Appendix A-1


SONIA ROAD LANDFILL
 POST CLOSURE GROUNDWATER MONITORING PROGRAM
 HISTORIC AND CURRENT SAMPLE RESULTS
 LEACHATE INDICATORS

CONSTITUENT	NYSDEC Class	CAS #	SITE :	MW-12S	MW-12S	MW-12S	MW-12S	MW-12S	MW-12S	MW-12S	MW-12S
	GA Groundwater		DATE :	11/28/05	2/27/06						
	Standards/Guidance Values		UNITS:	(mg/l)	(mg/l)	(mg/l)	(mg/l)	(mg/l)	(mg/l)	(mg/l)	(mg/l)
Color (APHA Units)	-	-	(mg/l)	NS	NS						
Alkalinity (as CaCO ₃)	-	471-34-1	(mg/l)	65.2	76.4						
Ammonia (as N)	2 ST	7664-41-7	(mg/l)	1.24	0.46						
Biochemical Oxygen Demand	-	-	(mg/l)	2 U	2 U						
Bromide	2 GV	24959-67-9	(mg/l)	1.4	0.5 U						
Chemical Oxygen Demand	-	-	(mg/l)	10 U	10 U						
Chloride	250 ST	16887-00-6	(mg/l)	48.9	56.6						
Hardness (as CaCO ₃)	-	-	(mg/l)	90	105						
Nitrate (as N)	10 ST	14797-55-8	(mg/l)	1.86	1.79						
Phenols, total	0.001 ST	-	(mg/l)	0.005 U	0.005 U						
Sulfate	250 ST	14808-79-8	(mg/l)	14.9	21.7						
Total Organic Carbon	-	-	(mg/l)	1.1	1.8						
Total Dissolved Solids	-	-	(mg/l)	212	247						
Total Kjeldahl Nitrogen (as N)	-	7727-37-9	(mg/l)	1.54	0.65						

NOTES:

NS: Not sampled

U: Analyzed for but not detected, value shown is instrument detection limit

: Concentration exceeds Standard/Guidance Value

J: Reported value is estimated due to variance from quality control limits

APPENDIX A-2

**HISTORIC AND CURRENT
GROUNDWATER SAMPLE RESULTS -
INORGANIC PARAMETERS**

Appendix A-2

SONIA ROAD LANDFILL
POST CLOSURE GROUNDWATER MONITORING PROGRAM
HISTORIC AND CURRENT SAMPLE RESULTS
INORGANIC PARAMETERS

CONSTITUENT	NYSDEC Class GA Groundwater Standards/Guidance Values	CAS #	SITE: DATE: UNITS:	MW-01D 10/24/97 (ug/l)	MW-01D 11/30/00 (ug/l)	MW-01D 1/30/01 (ug/l)	MW-01D 8/21/02 (ug/l)	MW-01D 11/20/02 (ug/l)	MW-01D 3/5/03 (ug/l)	MW-01D 6/3/03 (ug/l)	MW-01D 8/21/03 (ug/l)
Aluminum	-	7429-90-5	ug/l	105	59.6 B	79.6 B	NA	131 B	NA	NA	39.8 B
Antimony	3 GV	7440-36-0	ug/l	3 U	1.7 U	12.3 U	NA	4.4 B	NA	NA	3.5 U
Arsenic	25 ST	7440-38-2	ug/l	2.4 U	2.5 U	1.9 U	NA	4.5 U	NA	NA	3.2 U
Barium	1000 ST	7440-39-3	ug/l	111	124 B	87.6	NA	93	NA	NA	22.4 B
Beryllium	3 GV	7440-41-7	ug/l	0.13	0.1 U	0.21	NA	0.4 U	NA	NA	0.20 U
Boron	1000 ST	7440-42-8	ug/l	NA	102	161	NA	113	NA	NA	139
Cadmium	5 ST	7440-43-9	ug/l	0.3 U	0.4 U	0.2 U	0.11 B	0.5 U	0.81 B	0.10 B	0.30 U
Calcium	-	7440-70-2	ug/l	35300	19500	15200	26400	24400	21100	15800	5650
Chromium Hexavalent	50 ST	18540-29-9	ug/l	20 U	20 U	20 U	NA	20 U	NA	NA	20 U
Chromium Total	50 ST	7440-47-3	ug/l	0.53	3.5 U	0.6 U	NA	3.6 B	NA	NA	0.70 U
Cobalt	-	7440-48-4	ug/l	1.3	2.1 B	1.7 U	NA	5 B	NA	NA	5.0 B
Copper	200 ST	7440-50-8	ug/l	1.9	2 B	2.1	NA	7 B	NA	NA	2.3 B
Iron	300 ST	7439-89-6	ug/l	110	32 B	34.2	205	301	301	120	63.1 B
Lead	25 ST	7439-92-1	ug/l	1.3	1.4 U	1.1 U	0.8 U	1.4 U	3.2	1.7 B	0.80 U
Magnesium	35000 GV	7439-95-4	ug/l	10700	6010	4800	9680	8130	7530	5740	1710 B
Manganese	300 ST	7439-96-5	ug/l	132	9.9 B	7.3	34.3	28.6	67.5	6.8 B	3.6 B
Mercury	0.7 ST	7439-97-6	ug/l	0.1 U	0.1 U	0.1 U	NA	0.10 U	NA	NA	0.10 U
Nickel	100 ST	7440-02-0	ug/l	2.2	1.9 U	1.4 U	NA	7.5 B	NA	NA	6.0 B
Potassium	-	7440-09-7	ug/l	6780	10400	9240	7740	20500	10700	6830	2390 B
Selenium	10 ST	7782-49-2	ug/l	2.8 U	1.7 U	1.5 U	NA	2.4 U	NA	NA	3.8 U
Silver	50 ST	7440-22-4	ug/l	0.9 U	0.77 B	1.6 U	NA	1 U	NA	NA	1.0 U
Sodium	20000 ST	7440-23-5	ug/l	61000	490000	390000	445000	327000	346000	404000	156000
Thallium	0.5 GV	7440-28-0	ug/l	2.6 U	2.3 U	2.8 U	NA	4.2 U	NA	NA	3.0 B
Vanadium	-	7440-62-2	ug/l	1.2 U	0.7 U	1.7 U	NA	1.4 B	NA	NA	1.8 U
Zinc	2000 ST	7440-66-6	ug/l	39	3.8 B	5.1	NA	190	NA	NA	33.2
Cyanide	200 ST	0057-12-5	ug/l	17	17	20.4	NA	30.4	NA	NA	29
Iron + Manganese	500 ST*	-	ug/l	242	41.9	41.5	239.3	329.6	368.5	126.8	66.7

NOTES:

NS: Not sampled

[REDACTED]: Concentration exceeds Standard/Guidance Value

U: Analyzed for but not detected, value shown is instrument detection limit

NA: Not analyzed

B: Compound detected above instrument detection
limit but below contract required detection limit

ST*: Standard for the sum of iron and manganese is 500 ug/l

Appendix A-2

**SONIA ROAD LANDFILL
POST CLOSURE GROUNDWATER MONITORING PROGRAM
HISTORIC AND CURRENT SAMPLE RESULTS
INORGANIC PARAMETERS**

CONSTITUENT	NYSDEC Class GA Groundwater Standards/Guidance Values	CAS #	SITE: DATE: UNITS:	MW-01D 11/10/03 (ug/l)	MW-01D 2/26/04 (ug/l)	MW-01D 5/20/04 (ug/l)	MW-01D 8/19/04 (ug/l)	MW-01D 11/8/04 (ug/l)	MW-01D 2/28/05 (ug/l)	MW-01D 5/25/05 (ug/l)	MW-01D 8/24/05 (ug/l)
Aluminum	-	7429-90-5	ug/l	NA	NA	52.5 B	NA	NA	143 B	NA	NA
Antimony	3 GV	7440-36-0	ug/l	NA	NA	2.4 U	NA	NA	3.6 U	NA	NA
Arsenic	25 ST	7440-38-2	ug/l	NA	NA	3.6 U	NA	NA	2.5 U	NA	NA
Barium	1000 ST	7440-39-3	ug/l	NA	NA	123 B	NA	NA	284	NA	NA
Beryllium	3 GV	7440-41-7	ug/l	NA	NA	0.2 U	NA	NA	0.19 U	NA	NA
Boron	1000 ST	7440-42-8	ug/l	NA	NA	173 B	NA	NA	158	NA	NA
Cadmium	5 ST	7440-43-9	ug/l	0.3 U	0.20 U	0.3 U	0.30 U	0.23 U	0.23 U	0.74 B	0.65 U
Calcium	-	7440-70-2	ug/l	1420 B	19500	27800	61300	62800	57100	49800	38500
Chromium Hexavalent	50 ST	18540-29-9	ug/l	NA	NA	20 U	NA	NA	20 U	NA	NA
Chromium Total	50 ST	7440-47-3	ug/l	NA	NA	0.63 B	NA	NA	0.63 U	NA	NA
Cobalt	-	7440-48-4	ug/l	NA	NA	7.2 B	NA	NA	12.4 B	NA	NA
Copper	200 ST	7440-50-8	ug/l	NA	NA	3.6 B	NA	NA	1.1 U	NA	NA
Iron	300 ST	7439-89-6	ug/l	119	79.6 B	96.9 B	61.7 B	22.3 B	59.1 B	64.9 B	192
Lead	25 ST	7439-92-1	ug/l	2.5 B	1.6 U	1.2 U	1.2 U	1.1 U	1.1 U	1.7 U	1.7 U
Magnesium	35000 GV	7439-95-4	ug/l	504 B	6270	9620	17700	16300	12700	10200	8020
Manganese	300 ST	7439-96-5	ug/l	3.6 B	9.3 B	17.6	22.5	21	23.4	21.7	28.5
Mercury	0.7 ST	7439-97-6	ug/l	NA	NA	0.1 U	NA	NA	0.10 U	NA	NA
Nickel	100 ST	7440-02-0	ug/l	NA	NA	5.1 B	NA	NA	17.4 B	NA	NA
Potassium	-	7440-09-7	ug/l	1380 B	5480	7230	12200	13700	15300	9870	8800
Selenium	10 ST	7782-49-2	ug/l	NA	NA	2.1 U	NA	NA	3 U	NA	NA
Silver	50 ST	7440-22-4	ug/l	NA	NA	0.5 U	NA	NA	0.86 B	NA	NA
Sodium	20000 ST	7440-23-5	ug/l	103000	416000	448000	569000	693000	826000	711000	635000
Thallium	0.5 GV	7440-28-0	ug/l	NA	NA	2.8 U	NA	NA	3.7 B	NA	NA
Vanadium	-	7440-62-2	ug/l	NA	NA	1.7 U	NA	NA	1.8 U	NA	NA
Zinc	2000 ST	7440-66-6	ug/l	NA	NA	32.4	NA	NA	50.9	NA	NA
Cyanide	200 ST	0057-12-5	ug/l	NA	NA	10 U	NA	NA	18	NA	NA
Iron + Manganese	500 ST*	-	ug/l	122.6	88.9	114.5	84.2	43.3	82.5	86.6	220.5

NOTES:

NS: Not sampled

: Concentration exceeds Standard/Guidance Value

U: Analyzed for but not detected, value shown is instrument detection limit

NA: Not analyzed

B: Compound detected above instrument detection
limit but below contract required detection limit

ST*: Standard for the sum of iron and manganese is 500 ug/l

Appendix A-2

SONIA ROAD LANDFILL
POST CLOSURE GROUNDWATER MONITORING PROGRAM
HISTORIC AND CURRENT SAMPLE RESULTS
INORGANIC PARAMETERS

CONSTITUENT	NYSDEC Class GA Groundwater Standards/Guidance Values	CAS #	SITE: DATE: UNITS:	MW-01D 11/28/05 (ug/l)	MW-01D 2/24/06 (ug/l)	MW-01D (ug/l)	MW-01D (ug/l)	MW-01D (ug/l)	MW-01D (ug/l)	MW-01D (ug/l)	MW-01D (ug/l)
Aluminum	-	7429-90-5	ug/l	NA	NA						
Antimony	3 GV	7440-36-0	ug/l	NA	NA						
Arsenic	25 ST	7440-38-2	ug/l	NA	NA						
Barium	1000 ST	7440-39-3	ug/l	NA	NA						
Beryllium	3 GV	7440-41-7	ug/l	NA	NA						
Boron	1000 ST	7440-42-8	ug/l	NA	NA						
Cadmium	5 ST	7440-43-9	ug/l	0.3 U	0.46 B						
Calcium	-	7440-70-2	ug/l	35900	35800						
Chromium Hexavalent	50 ST	18540-29-9	ug/l	NA	NA						
Chromium Total	50 ST	7440-47-3	ug/l	NA	NA						
Cobalt	-	7440-48-4	ug/l	NA	NA						
Copper	200 ST	7440-50-8	ug/l	NA	NA						
Iron	300 ST	7439-89-6	ug/l	53.9 B	83.5 B						
Lead	25 ST	7439-92-1	ug/l	1.6 U	1.3 U						
Magnesium	35000 GV	7439-95-4	ug/l	7250	7570						
Manganese	300 ST	7439-96-5	ug/l	31.2	47.9						
Mercury	0.7 ST	7439-97-6	ug/l	NA	NA						
Nickel	100 ST	7440-02-0	ug/l	NA	NA						
Potassium	-	7440-09-7	ug/l	7840	11000						
Selenium	10 ST	7782-49-2	ug/l	NA	NA						
Silver	50 ST	7440-22-4	ug/l	NA	NA						
Sodium	20000 ST	7440-23-5	ug/l	727000	750000						
Thallium	0.5 GV	7440-28-0	ug/l	NA	NA						
Vanadium	-	7440-62-2	ug/l	NA	NA						
Zinc	2000 ST	7440-66-6	ug/l	NA	NA						
Cyanide	200 ST	0057-12-5	ug/l	NA	NA						
Iron + Manganese	500 ST*	-	ug/l	85.1	131.4						

NOTES:

NS: Not sampled

█ : Concentration exceeds Standard/Guidance Value

U: Analyzed for but not detected, value shown is instrument detection limit

NA: Not analyzed

B : Compound detected above instrument detection

limit but below contract required detection limit

ST*: Standard for the sum of iron and manganese is 500 ug/l

Appendix A-2

**SONIA ROAD LANDFILL
POST CLOSURE GROUNDWATER MONITORING PROGRAM
HISTORIC AND CURRENT SAMPLE RESULTS
INORGANIC PARAMETERS**

CONSTITUENT	NYSDEC Class GA Groundwater Standards/Guidance Values	CAS #	SITE: DATE: UNITS:	MW-01I 10/24/97 (ug/l)	MW-01I 11/30/00 (ug/l)	MW-01I 1/30/01 (ug/l)	MW-01I 8/21/02 (ug/l)	MW-01I 11/20/02 (ug/l)	MW-01I 3/5/03 (ug/l)	MW-01I 6/3/03 (ug/l)	MW-01I 8/21/03 (ug/l)
Aluminum	-	7429-90-5	ug/l	60.8	12.5 B	27.7	NA	19 B	NA	NA	13.9 U
Antimony	3 GV	7440-36-0	ug/l	3 U	1.7 U	12.3 U	NA	3.1 U	NA	NA	3.5 U
Arsenic	25 ST	7440-38-2	ug/l	2.4 U	2.5 U	1.9 U	NA	4.5 U	NA	NA	3.2 U
Barium	1000 ST	7440-39-3	ug/l	93.2	4.3 B	7.8	NA	26.2 B	NA	NA	38.9 B
Beryllium	3 GV	7440-41-7	ug/l	0.1	0.1 U	0.1 U	NA	0.40 U	NA	NA	0.2 U
Boron	1000 ST	7440-42-8	ug/l	NA	65.8 B	94.3	NA	68.1 B	NA	NA	176
Cadmium	5 ST	7440-43-9	ug/l	0.3 U	0.4 U	0.2 U	0.21 B	0.50 U	0.16 B	0.10 U	0.30 U
Calcium	-	7440-70-2	ug/l	7510	723 B	1350	4840 B	10200	5850	2520 B	13200
Chromium Hexavalent	50 ST	18540-29-9	ug/l	20 U	20 U	20 U	NA	20 U	NA	NA	20 U
Chromium Total	50 ST	7440-47-3	ug/l	0.4 U	3.5 U	0.6 U	NA	0.80 U	NA	NA	0.70 U
Cobalt	-	7440-48-4	ug/l	2.7	2.2 B	1.7 U	NA	5.7 B	NA	NA	5.8 B
Copper	200 ST	7440-50-8	ug/l	0.93	2.1 B	1.7	NA	2.0 B	NA	NA	1.1 U
Iron	300 ST	7439-89-6	ug/l	80.1	13.3 B	22.8	242	78.8 B	105	45.2 B	23.6 U
Lead	25 ST	7439-92-1	ug/l	1	1.4 U	1.1 U	1.3 B	1.4 U	1.5 U	1.6 B	0.80 U
Magnesium	35000 GV	7439-95-4	ug/l	3720	154 B	266	904 B	1910 B	1160 B	439	2490 B
Manganese	300 ST	7439-96-5	ug/l	286	1.3 B	3.9	32.4	24	16.5	7.4 B	24.4
Mercury	0.7 ST	7439-97-6	ug/l	0.1 U	0.1 U	0.1 U	NA	0.10 U	NA	NA	0.10 U
Nickel	100 ST	7440-02-0	ug/l	5.1	1.9 U	1.4 U	NA	8.2 B	NA	NA	6.1 B
Potassium	-	7440-09-7	ug/l	4250	951 B	1510	1370 B	1770 B	1970 B	1250 B	2700 B
Selenium	10 ST	7782-49-2	ug/l	2.8 U	1.7 U	1.5 U	NA	2.4 U	NA	NA	3.8 U
Silver	50 ST	7440-22-4	ug/l	0.9 U	0.5 U	2.6	NA	1 U	NA	NA	1.0 U
Sodium	20000 ST	7440-23-5	ug/l	120000	50600	68000	16100	43000	64400	37000	83500
Thallium	0.5 GV	7440-28-0	ug/l	2.6 U	2.3 U	2.8 U	NA	4.2 U	NA	NA	3.4 B
Vanadium	-	7440-62-2	ug/l	1.2 U	0.7 U	1.7	NA	0.60 U	NA	NA	1.8 U
Zinc	2000 ST	7440-66-6	ug/l	29.5	2.2 U	8.6	NA	27.6	NA	NA	3.4 B
Cyanide	200 ST	0057-12-5	ug/l	10 U	10 U	5 U	NA	10 U	NA	NA	10 U
Iron + Manganese	500 ST*	-	ug/l	366.1	14.6	26.7	274.4	102.8	121.5	52.6	48

NOTES:

NS: Not sampled

ST*: Standard for the sum of iron and manganese is 500 ug/l

: Concentration exceeds Standard/Guidance Value

U: Analyzed for but not detected, value shown is instrument detection limit

NA: Not analyzed

B : Compound detected above instrument detection
limit but below contract required detection limit

Appendix A-2

SONIA ROAD LANDFILL
POST CLOSURE GROUNDWATER MONITORING PROGRAM
HISTORIC AND CURRENT SAMPLE RESULTS
INORGANIC PARAMETERS

CONSTITUENT	NYSDEC Class GA Groundwater Standards/Guidance Values	CAS #	SITE: DATE: UNITS:	MW-011 11/10/03 (ug/l)	MW-011 2/26/04 (ug/l)	MW-011 5/20/04 (ug/l)	MW-011 8/19/04 (ug/l)	MW-011 11/8/04 (ug/l)	MW-011 2/28/05 (ug/l)	MW-011 5/25/05 (ug/l)	MW-011 8/24/05 (ug/l)
Aluminum	-	7429-90-5	ug/l	NA	NA	21.5 B	NA	NA	99.2 B	NA	NA
Antimony	3 GV	7440-36-0	ug/l	NA	NA	2.4 U	NA	NA	3.6 U	NA	NA
Arsenic	25 ST	7440-38-2	ug/l	NA	NA	3.6 U	NA	NA	2.5 U	NA	NA
Barium	1000 ST	7440-39-3	ug/l	NA	NA	9.2 B	NA	NA	17.3 B	NA	NA
Beryllium	3 GV	7440-41-7	ug/l	NA	NA	0.2 U	NA	NA	0.19 U	NA	NA
Boron	1000 ST	7440-42-8	ug/l	NA	NA	229 B	NA	NA	299	NA	NA
Cadmium	5 ST	7440-43-9	ug/l	0.30 U	0.20 U	0.3 U	0.30 U	0.23 U	0.35 B	0.65 U	0.65 U
Calcium	-	7440-70-2	ug/l	25100	17300	2720 B	6790	5700	13000	10500	7890
Chromium Hexavalent	50 ST	18540-29-9	ug/l	NA	NA	20 U	NA	NA	20 U	NA	NA
Chromium Total	50 ST	7440-47-3	ug/l	NA	NA	0.6 U	NA	NA	1.4 B	NA	NA
Cobalt	-	7440-48-4	ug/l	NA	NA	11 B	NA	NA	5.7 B	NA	NA
Copper	200 ST	7440-50-8	ug/l	NA	NA	3.6 B	NA	NA	15.6 B	NA	NA
Iron	300 ST	7439-89-6	ug/l	44.1 B	31.6 B	82.6 B	48.9 B	30.6 B	99.4 B	37.2 B	43.4 B
Lead	25 ST	7439-92-1	ug/l	1.2 B	1.6 U	1.2 U	1.2 U	1.1 U	1.6 B	1.7 U	1.7 U
Magnesium	35000 GV	7439-95-4	ug/l	4750 B	3560 B	559 B	1710 B	1320 B	3010 B	2430 B	1860 B
Manganese	300 ST	7439-96-5	ug/l	71.2	70.6	16	51.6	13.6	33.3	63.2	147
Mercury	0.7 ST	7439-97-6	ug/l	NA	NA	0.1 U	NA	NA	0.10 U	NA	NA
Nickel	100 ST	7440-02-0	ug/l	NA	NA	7.4 B	NA	NA	6.4 B	NA	NA
Potassium	-	7440-09-7	ug/l	3040 B	3860	1640 B	1900 B	2180 B	2700 B	2630 B	1950 B
Selenium	10 ST	7782-49-2	ug/l	NA	NA	2.1 U	NA	NA	3 U	NA	NA
Silver	50 ST	7440-22-4	ug/l	NA	NA	0.5 U	NA	NA	0.85 B	NA	NA
Sodium	20000 ST	7440-23-5	ug/l	49900	74100	33800	27400	29700	20900	13700	12000
Thallium	0.5 GV	7440-28-0	ug/l	NA	NA	2.8 U	NA	NA	2.7 U	NA	NA
Vanadium	-	7440-62-2	ug/l	NA	NA	1.7 U	NA	NA	1.8 U	NA	NA
Zinc	2000 ST	7440-66-6	ug/l	NA	NA	13.3 B	NA	NA	89	NA	NA
Cyanide	200 ST	0057-12-5	ug/l	NA	NA	10 U	NA	NA	10 U	NA	NA
Iron + Manganese	500 ST*	-	ug/l	115.3	102.2	98.6	100.5	44.2	132.7	100.4	190.4

NOTES:

NS: Not sampled

█ : Concentration exceeds Standard/Guidance Value

U: Analyzed for but not detected, value shown is instrument detection limit

NA: Not analyzed

B: Compound detected above instrument detection
limit but below contract required detection limit

ST*: Standard for the sum of iron and manganese is 500 ug/l

Appendix A-2

SONIA ROAD LANDFILL
POST CLOSURE GROUNDWATER MONITORING PROGRAM
HISTORIC AND CURRENT SAMPLE RESULTS
INORGANIC PARAMETERS

CONSTITUENT	NYSDEC Class GA Groundwater Standards/Guidance Values	CAS #	SITE: DATE: UNITS:	MW-01I 11/28/05 (ug/l)	MW-01I 2/24/06 (ug/l)	MW-01I (ug/l)	MW-01I (ug/l)	MW-01I (ug/l)	MW-01I (ug/l)	MW-01I (ug/l)
Aluminum	-	7429-90-5	ug/l	NA	NA					
Antimony	3 GV	7440-36-0	ug/l	NA	NA					
Arsenic	25 ST	7440-38-2	ug/l	NA	NA					
Barium	1000 ST	7440-39-3	ug/l	NA	NA					
Beryllium	3 GV	7440-41-7	ug/l	NA	NA					
Boron	1000 ST	7440-42-8	ug/l	NA	NA					
Cadmium	5 ST	7440-43-9	ug/l	0.43 U	0.26 U					
Calcium	-	7440-70-2	ug/l	7910	7190					
Chromium Hexavalent	50 ST	18540-29-9	ug/l	NA	NA					
Chromium Total	50 ST	7440-47-3	ug/l	NA	NA					
Cobalt	-	7440-48-4	ug/l	NA	NA					
Copper	200 ST	7440-50-8	ug/l	NA	NA					
Iron	300 ST	7439-89-6	ug/l	20 B	52.0 B					
Lead	25 ST	7439-92-1	ug/l	1.6 B	1.3 U					
Magnesium	35000 GV	7439-95-4	ug/l	1870 B	1740 B					
Manganese	300 ST	7439-96-5	ug/l	133	135					
Mercury	0.7 ST	7439-97-6	ug/l	NA	NA					
Nickel	100 ST	7440-02-0	ug/l	NA	NA					
Potassium	-	7440-09-7	ug/l	2160 B	2730 B					
Selenium	10 ST	7782-49-2	ug/l	NA	NA					
Silver	50 ST	7440-22-4	ug/l	NA	NA					
Sodium	20000 ST	7440-23-5	ug/l	15500	18100					
Thallium	0.5 GV	7440-28-0	ug/l	NA	NA					
Vanadium	-	7440-62-2	ug/l	NA	NA					
Zinc	2000 ST	7440-66-6	ug/l	NA	NA					
Cyanide	200 ST	0057-12-5	ug/l	NA	NA					
Iron + Manganese	500 ST*	-	ug/l	153	187					

NOTES:

NS: Not sampled

ST*: Standard for the sum of iron and manganese is 500 ug/l

█ : Concentration exceeds Standard/Guidance Value

U: Analyzed for but not detected, value shown is instrument detection limit

NA: Not analyzed

B: Compound detected above instrument detection
limit but below contract required detection limit

Appendix A-2

SONIA ROAD LANDFILL
POST CLOSURE GROUNDWATER MONITORING PROGRAM
HISTORIC AND CURRENT SAMPLE RESULTS
INORGANIC PARAMETERS

CONSTITUENT	NYSDEC Class GA Groundwater Standards/Guidance Values	CAS #	SITE: DATE: UNITS:	MW-01S 10/24/97 (ug/l)	MW-01S 11/30/00 (ug/l)	MW-01S 1/29/01 (ug/l)	MW-01S 8/21/02 (ug/l)	MW-01S 11/20/02 (ug/l)	MW-01S 3/5/03 (ug/l)	MW-01S 6/3/03 (ug/l)	MW-01S 8/21/03 (ug/l)
Aluminum	-	7429-90-5	ug/l	378	21 B	32.1	NA	101 B	NA	NA	30.7 B
Antimony	3 GV	7440-36-0	ug/l	3.0 U	1.7 U	12.3 U	NA	3.1 U	NA	NA	3.5 U
Arsenic	25 ST	7440-38-2	ug/l	2.5	2.5 U	5.9	NA	4.5 U	NA	NA	3.2 U
Barium	1000 ST	7440-39-3	ug/l	75.5	52.7 B	58	NA	67.4 B	NA	NA	66.9 B
Beryllium	3 GV	7440-41-7	ug/l	0.2	0.1 U	0.1 U	NA	0.40 U	NA	NA	0.20 U
Boron	1000 ST	7440-42-8	ug/l	NA	622	553	NA	271	NA	NA	140
Cadmium	5 ST	7440-43-9	ug/l	0.3 U	0.4 U	0.2 U	0.10 U	0.50 U	0.10 U	0.10 U	0.30 U
Calcium	-	7440-70-2	ug/l	93000	53000	63900	65400	82400	87700	81200	92000
Chromium Hexavalent	50 ST	18540-29-9	ug/l	20 U	20 U	20 U	NA	20 U	NA	NA	20 U
Chromium Total	50 ST	7440-47-3	ug/l	2.7	3.5 U	1.5	NA	1.1 B	NA	NA	0.70 U
Cobalt	-	7440-48-4	ug/l	2.5	2.8 B	4.8	NA	5.4 B	NA	NA	3.4 B
Copper	200 ST	7440-50-8	ug/l	3.2	1.5 U	2.4	NA	3.5 B	NA	NA	3.4 B
Iron	300 ST	7439-89-6	ug/l	6710	4360	4870	13300	14000	13100	7870	3040
Lead	25 ST	7439-92-1	ug/l	12.7	1.4 U	6.5	2.2 B	1.4 B	1.5 U	1.9 B	0.80 U
Magnesium	35000 GV	7439-95-4	ug/l	8940	6010	7240	7530	8980	10700	9690	9000
Manganese	300 ST	7439-96-5	ug/l	944	1220	2210	1850	2740	2670	925	814
Mercury	0.7 ST	7439-97-6	ug/l	0.12	0.1 U	0.1 U	NA	0.10 U	NA	NA	0.10 U
Nickel	100 ST	7440-02-0	ug/l	1.3 U	1.9 U	1.4 U	NA	1.2 B	NA	NA	4.6 B
Potassium	-	7440-09-7	ug/l	10000	16200	15700	8380	11000	9900	13600	9910
Selenium	10 ST	7782-49-2	ug/l	2.8 U	1.7 U	5.5 N	NA	2.4 U	NA	NA	3.8 U
Silver	50 ST	7440-22-4	ug/l	0.9 U	0.58 B	1.6 U	NA	1 U	NA	NA	1.0 U
Sodium	20000 ST	7440-23-5	ug/l	51400	35400	33700	29400	38100	49600	82800	43500
Thallium	0.5 GV	7440-28-0	ug/l	2.6 U	2.3 U	2.8 U	NA	4.2 U	NA	NA	3.0 B
Vanadium	-	7440-62-2	ug/l	1.2	0.7 U	1.7 U	NA	0.65 B	NA	NA	1.8 U
Zinc	2000 ST	7440-66-6	ug/l	37	2.2 U	22.4	NA	40.6	NA	NA	66.9
Cyanide	200 ST	0057-12-5	ug/l	10 U	10 U	5 U	NA	10 U	NA	NA	10 U
Iron + Manganese	500 ST*	-	ug/l	7654	5580	7080	15150	16740	15770	8795	3854

NOTES:

NS: Not sampled

ST*: Standard for the sum of iron and manganese is 500 ug/l

█: Concentration exceeds Standard/Guidance Value

U: Analyzed for but not detected, value shown is instrument detection limit

NA: Not analyzed

B: Compound detected above instrument detection
limit but below contract required detection limit

Appendix A-2

SONIA ROAD LANDFILL
POST CLOSURE GROUNDWATER MONITORING PROGRAM
HISTORIC AND CURRENT SAMPLE RESULTS
INORGANIC PARAMETERS

CONSTITUENT	NYSDEC Class GA Groundwater Standards/Guidance Values	CAS #	SITE: DATE: UNITS:	MW-01S 11/10/03 (ug/l)	MW-01S 2/26/04 (ug/l)	MW-01S 5/20/04 (ug/l)	MW-01S 8/19/04 (ug/l)	MW-01S 11/8/04 (ug/l)	MW-01S 2/28/05 (ug/l)	MW-01S 5/25/05 (ug/l)	MW-01S 8/24/05 (ug/l)
Aluminum	-	7429-90-5	ug/l	NA	NA	30.3 B	NA	NA	67 B	NA	NA
Antimony	3 GV	7440-36-0	ug/l	NA	NA	2.4 U	NA	NA	3.6 U	NA	NA
Arsenic	25 ST	7440-38-2	ug/l	NA	NA	3.6 U	NA	NA	2.5 U	NA	NA
Barium	1000 ST	7440-39-3	ug/l	NA	NA	46.1 B	NA	NA	45.9 B	NA	NA
Beryllium	3 GV	7440-41-7	ug/l	NA	NA	0.2 U	NA	NA	0.19 U	NA	NA
Boron	1000 ST	7440-42-8	ug/l	NA	NA	168 B	NA	NA	152	NA	NA
Cadmium	5 ST	7440-43-9	ug/l	0.30 U	0.20 U	0.3 U	0.30 U	0.23 U	0.34 B	0.65 U	0.65 U
Calcium	-	7440-70-2	ug/l	133000	93100	83800	88500	79900	77400	80100	66500
Chromium Hexavalent	50 ST	18540-29-9	ug/l	NA	NA	20 U	NA	NA	20 U	NA	NA
Chromium Total	50 ST	7440-47-3	ug/l	NA	NA	1.8 B	NA	NA	1.0 B	NA	NA
Cobalt	-	7440-48-4	ug/l	NA	NA	5.2 B	NA	NA	4.8 B	NA	NA
Copper	200 ST	7440-50-8	ug/l	NA	NA	3.3 B	NA	NA	1.5 B	NA	NA
Iron	300 ST	7439-89-6	ug/l	4890	5300	7980	6480	7210	5950	7570	6070
Lead	25 ST	7439-92-1	ug/l	1.1 U	1.6 U	1.3 B	1.2 U	1.1 U	1.1 U	3.2	2.4 B
Magnesium	35000 GV	7439-95-4	ug/l	14000	13300	9930	10100	9680	10200	9940	7950
Manganese	300 ST	7439-96-5	ug/l	969	1900	2280	2400	2630	1970	2470	1330
Mercury	0.7 ST	7439-97-6	ug/l	NA	NA	0.1 U	NA	NA	0.10 U	NA	NA
Nickel	100 ST	7440-02-0	ug/l	NA	NA	2.2 B	NA	NA	1.8 B	NA	NA
Potassium	-	7440-09-7	ug/l	16600	8580	8960	10700	11400	10100	10800	9530
Selenium	10 ST	7782-49-2	ug/l	NA	NA	2.6 B	NA	NA	3.0 U	NA	NA
Silver	50 ST	7440-22-4	ug/l	NA	NA	0.5 U	NA	NA	0.75 U	NA	NA
Sodium	20000 ST	7440-23-5	ug/l	90400	62800	45700	47200	64700	58500	73400	60600
Thallium	0.5 GV	7440-28-0	ug/l	NA	NA	2.8 U	NA	NA	2.7 U	NA	NA
Vanadium	-	7440-62-2	ug/l	NA	NA	1.7 U	NA	NA	1.8 U	NA	NA
Zinc	2000 ST	7440-66-6	ug/l	NA	NA	40.7	NA	NA	72	NA	NA
Cyanide	200 ST	0057-12-5	ug/l	NA	NA	10 U	NA	NA	10 U	NA	NA
Iron + Manganese	500 ST*	-	ug/l	5859	7200	10260	8880	9840	7920	10040	7400

NOTES:

NS: Not sampled

ST*: Standard for the sum of iron and manganese is 500 ug/l

[] : Concentration exceeds Standard/Guidance Value

U: Analyzed for but not detected, value shown is instrument detection limit

NA: Not analyzed

B: Compound detected above instrument detection
limit but below contract required detection limit

Appendix A-2

SONIA ROAD LANDFILL
 POST CLOSURE GROUNDWATER MONITORING PROGRAM
 HISTORIC AND CURRENT SAMPLE RESULTS
 INORGANIC PARAMETERS

CONSTITUENT	NYSDEC Class GA Groundwater Standards/Guidance Values	CAS #	SITE: DATE: UNITS:	MW-01S 11/28/05 (ug/l)	MW-01S 2/24/06 (ug/l)	MW-01S (ug/l)	MW-01S (ug/l)	MW-01S (ug/l)	MW-01S (ug/l)	MW-01S (ug/l)	MW-01S (ug/l)
Aluminum	-	7429-90-5	ug/l	NA	NA						
Antimony	3 GV	7440-36-0	ug/l	NA	NA						
Arsenic	25 ST	7440-38-2	ug/l	NA	NA						
Barium	1000 ST	7440-39-3	ug/l	NA	NA						
Beryllium	3 GV	7440-41-7	ug/l	NA	NA						
Boron	1000 ST	7440-42-8	ug/l	NA	NA						
Cadmium	5 ST	7440-43-9	ug/l	0.43 U	0.26 U						
Calcium	-	7440-70-2	ug/l	58500	98000						
Chromium Hexavalent	50 ST	18540-29-9	ug/l	NA	NA						
Chromium Total	50 ST	7440-47-3	ug/l	NA	NA						
Cobalt	-	7440-48-4	ug/l	NA	NA						
Copper	200 ST	7440-50-8	ug/l	NA	NA						
Iron	300 ST	7439-89-6	ug/l	4210	22100						
Lead	25 ST	7439-92-1	ug/l	3.5	1.3 U						
Magnesium	35000 GV	7439-95-4	ug/l	6370	17500						
Manganese	300 ST	7439-96-5	ug/l	1620	2600						
Mercury	0.7 ST	7439-97-6	ug/l	NA	NA						
Nickel	100 ST	7440-02-0	ug/l	NA	NA						
Potassium	-	7440-09-7	ug/l	9250	12500						
Selenium	10 ST	7782-49-2	ug/l	NA	NA						
Silver	50 ST	7440-22-4	ug/l	NA	NA						
Sodium	20000 ST	7440-23-5	ug/l	41600	67700						
Thallium	0.5 GV	7440-28-0	ug/l	NA	NA						
Vanadium	-	7440-62-2	ug/l	NA	NA						
Zinc	2000 ST	7440-66-6	ug/l	NA	NA						
Cyanide	200 ST	0057-12-5	ug/l	NA	NA						
Iron + Manganese	500 ST*	-	ug/l	5830	24700						

NOTES:

NS: Not sampled

ST*: Standard for the sum of iron and manganese is 500 ug/l

[] : Concentration exceeds Standard/Guidance Value

U: Analyzed for but not detected, value shown is instrument detection limit

NA: Not analyzed

B : Compound detected above instrument detection
 limit but below contract required detection limit

Appendix A-2

**SONIA ROAD LANDFILL
POST CLOSURE GROUNDWATER MONITORING PROGRAM
HISTORIC AND CURRENT SAMPLE RESULTS
INORGANIC PARAMETERS**

CONSTITUENT	NYSDEC Class GA Groundwater Standards/Guidance Values	CAS #	SITE: DATE: UNITS:	MW-02D 10/27/97 (ug/l)	MW-02D 12/1/00 (ug/l)	MW-02D 1/30/01 (ug/l)	MW-02D 8/21/02 (ug/l)	MW-02D 11/20/02 (ug/l)	MW-02D 3/5/03 (ug/l)	MW-02D 6/3/03 (ug/l)	MW-02D 8/22/03 (ug/l)
Aluminum	-	7429-90-5	ug/l	33.5	15.3 B	16	NA	21.9 B	NA	NA	22.3 B
Antimony	3 GV	7440-36-0	ug/l	3 U	1.7 U	12.3 U	NA	3.1 U	NA	NA	3.5 U
Arsenic	25 ST	7440-38-2	ug/l	2.4 U	2.5 U	1.9 U	NA	4.5 U	NA	NA	3.2 U
Barium	1000 ST	7440-39-3	ug/l	6.9	5.2 B	5	NA	7.4 B	NA	NA	6.0 B
Beryllium	3 GV	7440-41-7	ug/l	0.1	0.1 U	0.1 U	NA	0.40 U	NA	NA	0.20 U
Boron	1000 ST	7440-42-8	ug/l	NA	5.1 B	32.9	NA	18 B	NA	NA	22.4 B
Cadmium	5 ST	7440-43-9	ug/l	0.3 U	0.4 U	0.2 U	0.17 B	0.5 U	0.29 B	0.10 U	0.30 U
Calcium	-	7440-70-2	ug/l	4750	6070	5720	6040	8290	8530	8370	7610
Chromium Hexavalent	50 ST	18540-29-9	ug/l	20 U	20 U	20 U	NA	20 U	NA	NA	20 U
Chromium Total	50 ST	7440-47-3	ug/l	0.4 U	3.5 U	0.6 U	NA	1.6 B	NA	NA	1.2 B
Cobalt	-	7440-48-4	ug/l	1.1 U	0.9 U	1.7 U	NA	1 U	NA	NA	2.1 U
Copper	200 ST	7440-50-8	ug/l	0.7 U	1.5 U	1.5 U	NA	8.7 B	NA	NA	1.4 B
Iron	300 ST	7439-89-6	ug/l	33.2	4.2 B	12.3	139	89.1 B	119	52.6 B	96.2
Lead	25 ST	7439-92-1	ug/l	1 U	1.4 U	1.1 U	0.8 U	1.4 U	1.5 U	1.5 U	0.80 U
Magnesium	35000 GV	7439-95-4	ug/l	2220	2840 B	2680	2600 B	3530 B	3640 B	3610 B	3250 B
Manganese	300 ST	7439-96-5	ug/l	54.8	1.6 B	1.1 U	30.6	11 B	7.3 B	3.4 B	5.9 B
Mercury	0.7 ST	7439-97-6	ug/l	0.1 U	0.1 U	0.1 U	NA	0.1 U	NA	NA	0.10 U
Nickel	100 ST	7440-02-0	ug/l	1.3 U	1.9 U	1.4 U	NA	1.5 B	NA	NA	1.5 U
Potassium	-	7440-09-7	ug/l	636	740 B	806	741 B	710 B	768 B	895 B	736 B
Selenium	10 ST	7782-49-2	ug/l	2.8 U	1.7 U	1.5 U	NA	2.4 U	NA	NA	3.8 U
Silver	50 ST	7440-22-4	ug/l	0.9 U	0.5 U	1.6 U	NA	1 U	NA	NA	1.0 U
Sodium	20000 ST	7440-23-5	ug/l	8120	8460	7560	6780	8170	8210	8650	7640
Thallium	0.5 GV	7440-28-0	ug/l	2.6 U	2.3 U	2.8 U	NA	4.2 U	NA	NA	3.0 B
Vanadium	-	7440-62-2	ug/l	1.2 U	0.7 U	1.7 U	NA	0.6 U	NA	NA	1.8 U
Zinc	2000 ST	7440-66-6	ug/l	27.5	3.6 B	5.3	NA	57.8	NA	NA	9.9 B
Cyanide	200 ST	0057-12-5	ug/l	10 U	10 U	5 U	NA	10 U	NA	NA	10 U
Iron + Manganese	500 ST*	-	ug/l	88	5.8	12.3	169.6	100.1	126.3	56	102.1

NOTES:

NS: Not sampled

: Concentration exceeds Standard/Guidance Value

U: Analyzed for but not detected, value shown is instrument detection limit

NA: Not analyzed

B : Compound detected above instrument detection
limit but below contract required detection limit

ST*: Standard for the sum of iron and manganese is 500 ug/l

Appendix A-2

SONIA ROAD LANDFILL
POST CLOSURE GROUNDWATER MONITORING PROGRAM
HISTORIC AND CURRENT SAMPLE RESULTS
INORGANIC PARAMETERS

CONSTITUENT	NYSDEC Class GA Groundwater Standards/Guidance Values	CAS #	SITE: DATE: UNITS:	MW-02D	MW-02D	MW-02D	MW-02D	MW-02D	MW-02D	MW-02D	MW-02D
				11/11/03 (ug/l)	2/27/04 (ug/l)	5/20/04 (ug/l)	8/20/04 (ug/l)	11/8/04 (ug/l)	2/28/05 (ug/l)	5/26/05 (ug/l)	8/24/05 (ug/l)
Aluminum	-	7429-90-5	ug/l	NA	NA	20.7 B	NA	NA	53.8 B	NA	NA
Antimony	3 GV	7440-36-0	ug/l	NA	NA	2.4 U	NA	NA	3.6 U	NA	NA
Arsenic	25 ST	7440-38-2	ug/l	NA	NA	3.6 U	NA	NA	2.5 U	NA	NA
Barium	1000 ST	7440-39-3	ug/l	NA	NA	6.9 B	NA	NA	6.7 B	NA	NA
Beryllium	3 GV	7440-41-7	ug/l	NA	NA	0.2 U	NA	NA	0.19 U	NA	NA
Boron	1000 ST	7440-42-8	ug/l	NA	NA	16.7 B	NA	NA	21.2 B	NA	NA
Cadmium	5 ST	7440-43-9	ug/l	0.3 U	0.20 U	0.3 U	0.30 U	0.23 U	0.23 U	0.65 U	0.65 U
Calcium	-	7440-70-2	ug/l	7640	7800	7980	7810	8590	8360	8570	9260
Chromium Hexavalent	50 ST	18540-29-9	ug/l	NA	NA	20 U	NA	NA	20 U	NA	NA
Chromium Total	50 ST	7440-47-3	ug/l	NA	NA	1.5 B	NA	NA	1.2 B	NA	NA
Cobalt	-	7440-48-4	ug/l	NA	NA	1.5 U	NA	NA	1.3 U	NA	NA
Copper	200 ST	7440-50-8	ug/l	NA	NA	4.2 B	NA	NA	1.2 B	NA	NA
Iron	300 ST	7439-89-6	ug/l	62.4 B	26.8 B	103	56.8 B	46.8 B	64.4 B	48.4 B	98.4 B
Lead	25 ST	7439-92-1	ug/l	1.1 U	1.6 U	1.2 U	1.2 U	1.1 U	1.1 U	1.7 U	1.7 U
Magnesium	35000 GV	7439-95-4	ug/l	3340 B	3420 B	3260 B	3250 B	3620 B	3530 B	3580 B	3960 B
Manganese	300 ST	7439-96-5	ug/l	3.7 B	1.2 B	14.9 B	2.6 B	2.8 B	3.1 B	3.4 B	5.6 B
Mercury	0.7 ST	7439-97-6	ug/l	NA	NA	0.1 U	NA	NA	0.10 U	NA	NA
Nickel	100 ST	7440-02-0	ug/l	NA	NA	1.6 U	NA	NA	1.2 U	NA	NA
Potassium	-	7440-09-7	ug/l	697 B	674 B	883 B	730 B	877 B	848 B	734 B	741 B
Selenium	10 ST	7782-49-2	ug/l	NA	NA	2.1 U	NA	NA	3.0 U	NA	NA
Silver	50 ST	7440-22-4	ug/l	NA	NA	0.5 U	NA	NA	0.75 U	NA	NA
Sodium	20000 ST	7440-23-5	ug/l	7590	8450	7760	8290	8840	8540	7380	9170
Thallium	0.5 GV	7440-28-0	ug/l	NA	NA	2.8 U	NA	NA	2.7 U	NA	NA
Vanadium	-	7440-62-2	ug/l	NA	NA	1.7 U	NA	NA	1.8 U	NA	NA
Zinc	2000 ST	7440-66-6	ug/l	NA	NA	15.2 B	NA	NA	72.3	NA	NA
Cyanide	200 ST	0057-12-5	ug/l	NA	NA	10 U	NA	NA	10 U	NA	NA
Iron + Manganese	500 ST*	-	ug/l	66.1	28	117.9	59.4	49.6	67.5	51.8	104

NOTES:

NS: Not sampled

█ : Concentration exceeds Standard/Guidance Value

U: Analyzed for but not detected, value shown is instrument detection limit

NA: Not analyzed

B : Compound detected above instrument detection

limit but below contract required detection limit

ST*: Standard for the sum of iron and manganese is 500 ug/l

Appendix A-2

SONIA ROAD LANDFILL
 POST CLOSURE GROUNDWATER MONITORING PROGRAM
 HISTORIC AND CURRENT SAMPLE RESULTS
 INORGANIC PARAMETERS

CONSTITUENT	NYSDEC Class GA Groundwater Standards/Guidance Values	CAS #	SITE: DATE: UNITS:	MW-02D 11/29/05 (ug/l)	MW-02D 2/28/06 (ug/l)	MW-02D (ug/l)	MW-02D (ug/l)	MW-02D (ug/l)	MW-02D (ug/l)	MW-02D (ug/l)	MW-02D (ug/l)
Aluminum	-	7429-90-5	ug/l	NA	NA						
Antimony	3 GV	7440-36-0	ug/l	NA	NA						
Arsenic	25 ST	7440-38-2	ug/l	NA	NA						
Barium	1000 ST	7440-39-3	ug/l	NA	NA						
Beryllium	3 GV	7440-41-7	ug/l	NA	NA						
Boron	1000 ST	7440-42-8	ug/l	NA	NA						
Cadmium	5 ST	7440-43-9	ug/l	0.43 U	0.26 U						
Calcium	-	7440-70-2	ug/l	8190	8310						
Chromium Hexavalent	50 ST	18540-29-9	ug/l	NA	NA						
Chromium Total	50 ST	7440-47-3	ug/l	NA	NA						
Cobalt	-	7440-48-4	ug/l	NA	NA						
Copper	200 ST	7440-50-8	ug/l	NA	NA						
Iron	300 ST	7439-89-6	ug/l	40.7 B	95.8 B						
Lead	25 ST	7439-92-1	ug/l	2.8 B	2.3 B						
Magnesium	35000 GV	7439-95-4	ug/l	3560 B	3840 B						
Manganese	300 ST	7439-96-5	ug/l	2.4 B	4.4 B						
Mercury	0.7 ST	7439-97-6	ug/l	NA	NA						
Nickel	100 ST	7440-02-0	ug/l	NA	NA						
Potassium	-	7440-09-7	ug/l	676 B	929 B						
Selenium	10 ST	7782-49-2	ug/l	NA	NA						
Silver	50 ST	7440-22-4	ug/l	NA	NA						
Sodium	20000 ST	7440-23-5	ug/l	7570	7790						
Thallium	0.5 GV	7440-28-0	ug/l	NA	NA						
Vanadium	-	7440-62-2	ug/l	NA	NA						
Zinc	2000 ST	7440-66-6	ug/l	NA	NA						
Cyanide	200 ST	0057-12-5	ug/l	NA	NA						
Iron + Manganese	500 ST*	-	ug/l	43.1	100.2						

NOTES:

NS: Not sampled

█ : Concentration exceeds Standard/Guidance Value

U: Analyzed for but not detected, value shown is instrument detection limit

NA: Not analyzed

B: Compound detected above instrument detection
 limit but below contract required detection limit

ST*: Standard for the sum of iron and manganese is 500 ug/l

Appendix A-2

SONIA ROAD LANDFILL
POST CLOSURE GROUNDWATER MONITORING PROGRAM
HISTORIC AND CURRENT SAMPLE RESULTS
INORGANIC PARAMETERS

CONSTITUENT	NYSDEC Class GA Groundwater Standards/Guidance Values	CAS #	SITE: DATE: UNITS:	MW-02I 10/27/97 (ug/l)	MW-02I 12/1/00 (ug/l)	MW-02I 1/30/01 (ug/l)	MW-02I 8/21/02 (ug/l)	MW-02I 11/20/02 (ug/l)	MW-02I 3/7/03 (ug/l)	MW-02I 6/3/03 (ug/l)	MW-02I 8/21/03 (ug/l)
Aluminum	-	7429-90-5	ug/l	80.2	26.4 B	11.8 U	NA	70.4 B	NA	NA	48.0 B
Antimony	3 GV	7440-36-0	ug/l	3 U	1.7 U	12.3 U	NA	3.1 U	NA	NA	3.5 U
Arsenic	25 ST	7440-38-2	ug/l	2.4 U	2.5 U	1.9 U	NA	4.5 U	NA	NA	3.2 U
Barium	1000 ST	7440-39-3	ug/l	47.9	39.9 B	36.9	NA	30.8 B	NA	NA	35.5 B
Beryllium	3 GV	7440-41-7	ug/l	0.1	0.1 U	0.1 U	NA	0.4 U	NA	NA	0.20 U
Boron	1000 ST	7440-42-8	ug/l	NA	126	97.2	NA	105	NA	NA	103
Cadmium	5 ST	7440-43-9	ug/l	0.3 U	0.4 U	0.2 U	0.43 B	0.5 U	0.19 B	0.11 B	0.30 U
Calcium	-	7440-70-2	ug/l	4990	10700	10500	7090	6060	11600	13200	9450
Chromium Hexavalent	50 ST	18540-29-9	ug/l	20 U	20 U	20 U	NA	20 U	NA	NA	20 U
Chromium Total	50 ST	7440-47-3	ug/l	0.7	3.5 U	0.6 U	NA	0.8 U	NA	NA	0.70 U
Cobalt	-	7440-48-4	ug/l	1.1	0.9 U	1.7 U	NA	1 U	NA	NA	2.1 U
Copper	200 ST	7440-50-8	ug/l	3.6	1.5 U	1.5 U	NA	5.9 B	NA	NA	1.4 B
Iron	300 ST	7439-89-6	ug/l	249	6.9 B	5.4	207	173	44.3 B	142	99.8 B
Lead	25 ST	7439-92-1	ug/l	3.5	1.4 U	1.1 U	1.2 B	1.7 B	1.5 U	1.5 U	0.80 U
Magnesium	35000 GV	7439-95-4	ug/l	685	2670 B	2600	1900 B	1780	3240 B	3320 B	2680 B
Manganese	300 ST	7439-96-5	ug/l	40.9	417	406	181	504	503	328	295
Mercury	0.7 ST	7439-97-6	ug/l	0.1 U	0.1 U	0.1 U	NA	0.1 U	NA	NA	0.10 U
Nickel	100 ST	7440-02-0	ug/l	1.3 U	1.9 U	1.4 U	NA	1.1	NA	NA	1.5 U
Potassium	-	7440-09-7	ug/l	3100	1630 B	1680	1740 B	3600	3070 B	4130 B	1480 B
Selenium	10 ST	7782-49-2	ug/l	2.8 U	1.7 U	1.5 U	NA	2.4 U	NA	NA	3.8 U
Silver	50 ST	7440-22-4	ug/l	0.9 U	1 B	1.6 U	NA	1 U	NA	NA	1.0 U
Sodium	20000 ST	7440-23-5	ug/l	15300	8700	7580	7370	7100	12300	8740	6460
Thallium	0.5 GV	7440-28-0	ug/l	2.6 U	2.3 U	2.8 U	NA	4.2 U	NA	NA	2.5 U
Vanadium	-	7440-62-2	ug/l	1.2 U	0.7 U	1.7 U	NA	0.60 U	NA	NA	1.8 U
Zinc	2000 ST	7440-66-6	ug/l	37	2.2 U	3.6 U	NA	36	NA	NA	9.8 B
Cyanide	200 ST	0057-12-5	ug/l	10 U	10 U	5 U	NA	10 U	NA	NA	10 U
Iron + Manganese	500 ST*	-	ug/l	289.9	423.9	411.4	388	677	547.3	470	394.8

NOTES:

NS: Not sampled

ST*: Standard for the sum of iron and manganese is 500 ug/l

[Redacted] : Concentration exceeds Standard/Guidance Value

U: Analyzed for but not detected, value shown is instrument detection limit

NA: Not analyzed

B : Compound detected above instrument detection
limit but below contract required detection limit

Appendix A-2

SONIA ROAD LANDFILL
POST CLOSURE GROUNDWATER MONITORING PROGRAM
HISTORIC AND CURRENT SAMPLE RESULTS
INORGANIC PARAMETERS

CONSTITUENT	NYSDEC Class GA Groundwater Standards/Guidance Values	CAS #	SITE: DATE: UNITS:	MW-02I 11/11/03 (ug/l)	MW-02I 2/26/04 (ug/l)	MW-02I 5/20/04 (ug/l)	MW-02I 8/20/04 (ug/l)	MW-02I 11/8/04 (ug/l)	MW-02I 2/28/05 (ug/l)	MW-02I 5/26/05 (ug/l)	MW-02I 8/24/05 (ug/l)
Aluminum	-	7429-90-5	ug/l	NA	NA	133 B	NA	NA	184 B	NA	NA
Antimony	3 GV	7440-36-0	ug/l	NA	NA	2.4 U	NA	NA	3.6 U	NA	NA
Arsenic	25 ST	7440-38-2	ug/l	NA	NA	3.6 U	NA	NA	2.5 U	NA	NA
Barium	1000 ST	7440-39-3	ug/l	NA	NA	31.2 B	NA	NA	39.5 B	NA	NA
Beryllium	3 GV	7440-41-7	ug/l	NA	NA	0.2 U	NA	NA	0.33 B	NA	NA
Boron	1000 ST	7440-42-8	ug/l	NA	NA	39.5 B	NA	NA	58.9 B	NA	NA
Cadmium	5 ST	7440-43-9	ug/l	0.3 U	0.41 B	0.3 U	0.36 B	0.43 B	0.53 B	0.65 U	0.65 U
Calcium	-	7440-70-2	ug/l	9840	11200	17700	10900	11900	10200	9950	9410
Chromium Hexavalent	50 ST	18540-29-9	ug/l	NA	NA	20 U	NA	NA	20 U	NA	NA
Chromium Total	50 ST	7440-47-3	ug/l	NA	NA	1.7 B	NA	NA	1.5 B	NA	NA
Cobalt	-	7440-48-4	ug/l	NA	NA	1.5 U	NA	NA	1.3 U	NA	NA
Copper	200 ST	7440-50-8	ug/l	NA	NA	8.3 B	NA	NA	14.3 B	NA	NA
Iron	300 ST	7439-89-6	ug/l	121	94.5 B	177	93.2 B	109	198	67.2 B	93.9 B
Lead	25 ST	7439-92-1	ug/l	1.9 B	1.6 U	3.2	1.9 B	1.1 U	2.4 B	2.3 B	1.7 U
Magnesium	35000 GV	7439-95-4	ug/l	2310 B	2400	2980 B	1910 B	1840 B	1910 B	1940 B	1900 B
Manganese	300 ST	7439-96-5	ug/l	390	360	266	320	249	239	329	310
Mercury	0.7 ST	7439-97-6	ug/l	NA	NA	0.1 U	NA	NA	0.10 U	NA	NA
Nickel	100 ST	7440-02-0	ug/l	NA	NA	2.2 B	NA	NA	1.2 U	NA	NA
Potassium	-	7440-09-7	ug/l	1670 B	1760 B	3100 B	1780 B	2390 B	2010 B	1570 B	1340 B
Selenium	10 ST	7782-49-2	ug/l	NA	NA	2.1 U	NA	NA	3.0 U	NA	NA
Silver	50 ST	7440-22-4	ug/l	NA	NA	0.50 U	NA	NA	0.75 U	NA	NA
Sodium	20000 ST	7440-23-5	ug/l	6510	9210	6970	8040	7660	9060	8630	9060
Thallium	0.5 GV	7440-28-0	ug/l	NA	NA	2.8 U	NA	NA	2.7 U	NA	NA
Vanadium	-	7440-62-2	ug/l	NA	NA	1.7 U	NA	NA	1.8 U	NA	NA
Zinc	2000 ST	7440-66-6	ug/l	NA	NA	36.4	NA	NA	110	NA	NA
Cyanide	200 ST	0057-12-5	ug/l	NA	NA	10 U	NA	NA	10 U	NA	NA
Iron + Manganese	500 ST*	-	ug/l	51.1	454.5	443	413.2	358	437	396.2	403.9

NOTES:

NS: Not sampled

ST*: Standard for the sum of iron and manganese is 500 ug/l

█ : Concentration exceeds Standard/Guidance Value

U: Analyzed for but not detected, value shown is instrument detection limit

NA: Not analyzed

B : Compound detected above instrument detection
limit but below contract required detection limit

Appendix A-2

SONIA ROAD LANDFILL
 POST CLOSURE GROUNDWATER MONITORING PROGRAM
 HISTORIC AND CURRENT SAMPLE RESULTS
 INORGANIC PARAMETERS

CONSTITUENT	NYSDEC Class GA Groundwater Standards/Guidance Values	CAS #	SITE: DATE: UNITS:	MW-021 11/29/05 (ug/l)	MW-021 2/28/06 (ug/l)	MW-021 (ug/l)	MW-021 (ug/l)	MW-021 (ug/l)	MW-021 (ug/l)	MW-021 (ug/l)	MW-021 (ug/l)
Aluminum	-	7429-90-5	ug/l	NA	NA						
Antimony	3 GV	7440-36-0	ug/l	NA	NA						
Arsenic	25 ST	7440-38-2	ug/l	NA	NA						
Barium	1000 ST	7440-39-3	ug/l	NA	NA						
Beryllium	3 GV	7440-41-7	ug/l	NA	NA						
Boron	1000 ST	7440-42-8	ug/l	NA	NA						
Cadmium	5 ST	7440-43-9	ug/l	0.43 U	0.26 U						
Calcium	-	7440-70-2	ug/l	11200	12100						
Chromium Hexavalent	50 ST	18540-29-9	ug/l	NA	NA						
Chromium Total	50 ST	7440-47-3	ug/l	NA	NA						
Cobalt	-	7440-48-4	ug/l	NA	NA						
Copper	200 ST	7440-50-8	ug/l	NA	NA						
Iron	300 ST	7439-89-6	ug/l	30.8 B	27.1 B						
Lead	25 ST	7439-92-1	ug/l	1.6 U	1.6 B						
Magnesium	35000 GV	7439-95-4	ug/l	2160 B	2520 B						
Manganese	300 ST	7439-96-5	ug/l	335	433						
Mercury	0.7 ST	7439-97-6	ug/l	NA	NA						
Nickel	100 ST	7440-02-0	ug/l	NA	NA						
Potassium	-	7440-09-7	ug/l	2560 B	3600 B						
Selenium	10 ST	7782-49-2	ug/l	NA	NA						
Silver	50 ST	7440-22-4	ug/l	NA	NA						
Sodium	20000 ST	7440-23-5	ug/l	9820	12500						
Thallium	0.5 GV	7440-28-0	ug/l	NA	NA						
Vanadium	-	7440-62-2	ug/l	NA	NA						
Zinc	2000 ST	7440-66-6	ug/l	NA	NA						
Cyanide	200 ST	0057-12-5	ug/l	NA	NA						
Iron + Manganese	500 ST*	-	ug/l	365.8	460.1						

NOTES:

NS: Not sampled

[Redacted]: Concentration exceeds Standard/Guidance Value

U: Analyzed for but not detected, value shown is instrument detection limit

NA: Not analyzed

B : Compound detected above instrument detection
 limit but below contract required detection limit

ST*: Standard for the sum of iron and manganese is 500 ug/l

Appendix A-2

SONIA ROAD LANDFILL
POST CLOSURE GROUNDWATER MONITORING PROGRAM
HISTORIC AND CURRENT SAMPLE RESULTS
INORGANIC PARAMETERS

CONSTITUENT	NYSDEC Class GA Groundwater Standards/Guidance Values	CAS #	SITE: DATE: UNITS:	MW-02S 10/27/97 (ug/l)	MW-02S 11/30/00 (ug/l)	MW-02S 1/31/01 (ug/l)	MW-02S 8/21/02 (ug/l)	MW-02S 11/20/02 (ug/l)	MW-02S 3/5/03 (ug/l)	MW-02S 6/3/03 (ug/l)	MW-02S 8/25/03 (ug/l)
Aluminum	-	7429-90-5	ug/l	146	15.8 B	11.8 U	NS	NS	NS	NS	NS
Antimony	3 GV	7440-36-0	ug/l	3 U	1.7 U	12.3 U	NS	NS	NS	NS	NS
Arsenic	25 ST	7440-38-2	ug/l	2.4 U	2.5 U	1.9 U	NS	NS	NS	NS	NS
Barium	1000 ST	7440-39-3	ug/l	26.3	34.1 B	31.9	NS	NS	NS	NS	NS
Beryllium	3 GV	7440-41-7	ug/l	0.77	0.1 U	0.14	NS	NS	NS	NS	NS
Boron	1000 ST	7440-42-8	ug/l	NA	59.7 B	87.8	NS	NS	NS	NS	NS
Cadmium	5 ST	7440-43-9	ug/l	0.57	0.4 U	0.2 U	NS	NS	NS	NS	NS
Calcium	-	7440-70-2	ug/l	27000	30300	33100	NS	NS	NS	NS	NS
Chromium Hexavalent	50 ST	18540-29-9	ug/l	20 U	20 U	20 U	NS	NS	NS	NS	NS
Chromium Total	50 ST	7440-47-3	ug/l	1.1	3.5 U	0.6 U	NS	NS	NS	NS	NS
Cobalt	-	7440-48-4	ug/l	1.5	0.9 U	1.7 U	NS	NS	NS	NS	NS
Copper	200 ST	7440-50-8	ug/l	4	2.6 B	1.5 U	NS	NS	NS	NS	NS
Iron	300 ST	7439-89-6	ug/l	312	18.7 B	13.8	NS	NS	NS	NS	NS
Lead	25 ST	7439-92-1	ug/l	2.1	1.4 U	1.1 U	NS	NS	NS	NS	NS
Magnesium	35000 GV	7439-95-4	ug/l	2890	2360 B	2750	NS	NS	NS	NS	NS
Manganese	300 ST	7439-96-5	ug/l	5.6	61.1	68.4	NS	NS	NS	NS	NS
Mercury	0.7 ST	7439-97-6	ug/l	0.1 U	0.1 U	0.1 U	NS	NS	NS	NS	NS
Nickel	100 ST	7440-02-0	ug/l	1.3	1.9 U	1.4 U	NS	NS	NS	NS	NS
Potassium	-	7440-09-7	ug/l	4660	7850	7600	NS	NS	NS	NS	NS
Selenium	10 ST	7782-49-2	ug/l	2.8 U	4 B	1.5 U	NS	NS	NS	NS	NS
Silver	50 ST	7440-22-4	ug/l	0.9 U	0.93 B	1.6 U	NS	NS	NS	NS	NS
Sodium	20000 ST	7440-23-5	ug/l	18900	12900	13100	NS	NS	NS	NS	NS
Thallium	0.5 GV	7440-28-0	ug/l	2.6 U	2.3 B	2.8 U	NS	NS	NS	NS	NS
Vanadium	-	7440-62-2	ug/l	1.2 U	0.7 U	1.7 U	NS	NS	NS	NS	NS
Zinc	2000 ST	7440-66-6	ug/l	20.8	2.8 B	3.6 U	NS	NS	NS	NS	NS
Cyanide	200 ST	0057-12-5	ug/l	10 U	10 U	5 U	NS	NS	NS	NS	NS
Iron + Manganese	500 ST*	-	ug/l	317.6	79.8	82.2	NS	NS	NS	NS	NS

NOTES:

NS: Not sampled

[Redacted] : Concentration exceeds Standard/Guidance Value

U: Analyzed for but not detected, value shown is instrument detection limit

NA: Not analyzed

B : Compound detected above instrument detection
limit but below contract required detection limit

ST*: Standard for the sum of iron and manganese is 500 ug/l

Appendix A-2

SONIA ROAD LANDFILL
POST CLOSURE GROUNDWATER MONITORING PROGRAM
HISTORIC AND CURRENT SAMPLE RESULTS
INORGANIC PARAMETERS

CONSTITUENT	NYSDEC Class GA Groundwater Standards/Guidance Values	CAS #	SITE: DATE: UNITS:	MW-02S 11/11/03 (ug/l)	MW-02S 2/26/04 (ug/l)	MW-02S 5/20/04 (ug/l)	MW-02S 8/20/04 (ug/l)	MW-02S 11/10/04 (ug/l)	MW-02S 2/28/05 (ug/l)	MW-02S 5/26/05 (ug/l)	MW-02S 8/24/05 (ug/l)
Aluminum	-	7429-90-5	ug/l	NS	NS	NS	NS	NS	NS	NS	NS
Antimony	3 GV	7440-36-0	ug/l	NS	NS	NS	NS	NS	NS	NS	NS
Arsenic	25 ST	7440-38-2	ug/l	NS	NS	NS	NS	NS	NS	NS	NS
Barium	1000 ST	7440-39-3	ug/l	NS	NS	NS	NS	NS	NS	NS	NS
Beryllium	3 GV	7440-41-7	ug/l	NS	NS	NS	NS	NS	NS	NS	NS
Boron	1000 ST	7440-42-8	ug/l	NS	NS	NS	NS	NS	NS	NS	NS
Cadmium	5 ST	7440-43-9	ug/l	NS	NS	NS	NS	NS	NS	NS	NS
Calcium	-	7440-70-2	ug/l	NS	NS	NS	NS	NS	NS	NS	NS
Chromium Hexavalent	50 ST	18540-29-9	ug/l	NS	NS	NS	NS	NS	NS	NS	NS
Chromium Total	50 ST	7440-47-3	ug/l	NS	NS	NS	NS	NS	NS	NS	NS
Cobalt	-	7440-48-4	ug/l	NS	NS	NS	NS	NS	NS	NS	NS
Copper	200 ST	7440-50-8	ug/l	NS	NS	NS	NS	NS	NS	NS	NS
Iron	300 ST	7439-89-6	ug/l	NS	NS	NS	NS	NS	NS	NS	NS
Lead	25 ST	7439-92-1	ug/l	NS	NS	NS	NS	NS	NS	NS	NS
Magnesium	35000 GV	7439-95-4	ug/l	NS	NS	NS	NS	NS	NS	NS	NS
Manganese	300 ST	7439-96-5	ug/l	NS	NS	NS	NS	NS	NS	NS	NS
Mercury	0.7 ST	7439-97-6	ug/l	NS	NS	NS	NS	NS	NS	NS	NS
Nickel	100 ST	7440-02-0	ug/l	NS	NS	NS	NS	NS	NS	NS	NS
Potassium	-	7440-09-7	ug/l	NS	NS	NS	NS	NS	NS	NS	NS
Selenium	10 ST	7782-49-2	ug/l	NS	NS	NS	NS	NS	NS	NS	NS
Silver	50 ST	7440-22-4	ug/l	NS	NS	NS	NS	NS	NS	NS	NS
Sodium	20000 ST	7440-23-5	ug/l	NS	NS	NS	NS	NS	NS	NS	NS
Thallium	0.5 GV	7440-28-0	ug/l	NS	NS	NS	NS	NS	NS	NS	NS
Vanadium	-	7440-62-2	ug/l	NS	NS	NS	NS	NS	NS	NS	NS
Zinc	2000 ST	7440-66-6	ug/l	NS	NS	NS	NS	NS	NS	NS	NS
Cyanide	200 ST	0057-12-5	ug/l	NS	NS	NS	NS	NS	NS	NS	NS
Iron + Manganese	500 ST*	-	ug/l	NS	NS	NS	NS	NS	NS	NS	NS

NOTES:

NS: Not sampled

ST*: Standard for the sum of iron and manganese is 500 ug/l

[REDACTED]: Concentration exceeds Standard/Guidance Value

U: Analyzed for but not detected, value shown is instrument detection limit

NA: Not analyzed

B: Compound detected above instrument detection
limit but below contract required detection limit

Appendix A-2

**SONIA ROAD LANDFILL
POST CLOSURE GROUNDWATER MONITORING PROGRAM
HISTORIC AND CURRENT SAMPLE RESULTS
INORGANIC PARAMETERS**

CONSTITUENT	NYSDEC Class GA Groundwater Standards/Guidance Values	CAS #	SITE: DATE: UNITS:	MW-02S 11/28/05 (ug/l)	MW-02S 2/28/06 (ug/l)	MW-02S (ug/l)	MW-02S (ug/l)	MW-02S (ug/l)	MW-02S (ug/l)	MW-02S (ug/l)	MW-02S (ug/l)
Aluminum	-	7429-90-5	ug/l	NS	NS						
Antimony	3 GV	7440-36-0	ug/l	NS	NS						
Arsenic	25 ST	7440-38-2	ug/l	NS	NS						
Barium	1000 ST	7440-39-3	ug/l	NS	NS						
Beryllium	3 GV	7440-41-7	ug/l	NS	NS						
Boron	1000 ST	7440-42-8	ug/l	NS	NS						
Cadmium	5 ST	7440-43-9	ug/l	NS	NS						
Calcium	-	7440-70-2	ug/l	NS	NS						
Chromium Hexavalent	50 ST	18540-29-9	ug/l	NS	NS						
Chromium Total	50 ST	7440-47-3	ug/l	NS	NS						
Cobalt	-	7440-48-4	ug/l	NS	NS						
Copper	200 ST	7440-50-8	ug/l	NS	NS						
Iron	300 ST	7439-89-6	ug/l	NS	NS						
Lead	25 ST	7439-92-1	ug/l	NS	NS						
Magnesium	35000 GV	7439-95-4	ug/l	NS	NS						
Manganese	300 ST	7439-96-5	ug/l	NS	NS						
Mercury	0.7 ST	7439-97-6	ug/l	NS	NS						
Nickel	100 ST	7440-02-0	ug/l	NS	NS						
Potassium	-	7440-09-7	ug/l	NS	NS						
Selenium	10 ST	7782-49-2	ug/l	NS	NS						
Silver	50 ST	7440-22-4	ug/l	NS	NS						
Sodium	20000 ST	7440-23-5	ug/l	NS	NS						
Thallium	0.5 GV	7440-28-0	ug/l	NS	NS						
Vanadium	-	7440-62-2	ug/l	NS	NS						
Zinc	2000 ST	7440-66-6	ug/l	NS	NS						
Cyanide	200 ST	0057-12-5	ug/l	NS	NS						
Iron + Manganese	500 ST*	-	ug/l	NS	NS						

NOTES:

NS: Not sampled

: Concentration exceeds Standard/Guidance Value

U: Analyzed for but not detected, value shown is instrument detection limit

NA: Not analyzed

B : Compound detected above instrument detection
limit but below contract required detection limit

ST*: Standard for the sum of iron and manganese is 500 ug/l

Appendix A-2

SONIA ROAD LANDFILL
POST CLOSURE GROUNDWATER MONITORING PROGRAM
HISTORIC AND CURRENT SAMPLE RESULTS
INORGANIC PARAMETERS

CONSTITUENT	NYSDEC Class GA Groundwater Standards/Guidance Values	CAS #	SITE: DATE: UNITS:	MW-03S 10/30/97 (ug/l)	MW-03S 12/6/00 (ug/l)	MW-03S 2/2/01 (ug/l)	MW-03S 8/22/02 (ug/l)	MW-03S 11/22/02 (ug/l)	MW-03S 3/7/03 (ug/l)	MW-03S 6/3/03 (ug/l)	MW-03S 8/25/03 (ug/l)
Aluminum	-	7429-90-5	ug/l	1080	16.5 B	53.7	NA	803	NA	NA	46.0 B
Antimony	3 GV	7440-36-0	ug/l	3 U	1.7 U	12.3 U	NA	3.4 B	NA	NA	3.5 U
Arsenic	25 ST	7440-38-2	ug/l	3.2	2.5 U	1.9 U	NA	4.5 U	NA	NA	3.2 U
Barium	1000 ST	7440-39-3	ug/l	136	125 B	125	NA	176 B	NA	NA	158 B
Beryllium	3 GV	7440-41-7	ug/l	0.1 U	0.1 U	0.24	NA	0.80 B	NA	NA	0.20 U
Boron	1000 ST	7440-42-8	ug/l	NA	128	153	NA	139	NA	NA	222
Cadmium	5 ST	7440-43-9	ug/l	0.3 U	0.4 U	0.22	0.13 B	0.5 U	0.10 U	0.10 U	0.30 U
Calcium	-	7440-70-2	ug/l	50800	51200	57700	67400	92400	112000	84900	91600
Chromium Hexavalent	50 ST	18540-29-9	ug/l	20 U	20 U	20 U	NA	20 U	NA	NA	20 U
Chromium Total	50 ST	7440-47-3	ug/l	3.1	3.5 U	0.6	NA	2.9 B	NA	NA	1.2 B
Cobalt	-	7440-48-4	ug/l	1.1	0.9 U	1.7 U	NA	13.1 B	NA	NA	2.1 U
Copper	200 ST	7440-50-8	ug/l	3.3	2.6 B	1.5 U	NA	11.5 B	NA	NA	5.2 B
Iron	300 ST	7439-89-6	ug/l	12700	10200	7390	30600	80600	85800	21100	16800
Lead	25 ST	7439-92-1	ug/l	1.4	1.4 U	1.1 U	0.8 U	2.1 B	1.5 U	1.8 B	0.84 B
Magnesium	35000 GV	7439-95-4	ug/l	7970	7620	8320	9840	16000	21700	14100	14600
Manganese	300 ST	7439-96-5	ug/l	7270	5840	5930	8430	11500	8190	2930	3770
Mercury	0.7 ST	7439-97-6	ug/l	0.1 U	0.1 U	0.1 U	NA	0.1 U	NA	NA	0.10 U
Nickel	100 ST	7440-02-0	ug/l	2.6	1.9 U	1.4 U	NA	23.4 B	NA	NA	2.8 B
Potassium	-	7440-09-7	ug/l	7870	8310	9590	8680	7850	12200	19300	14100
Selenium	10 ST	7782-49-2	ug/l	2.8 U	2.8 B	2 N	NA	6	NA	NA	3.8 U
Silver	50 ST	7440-22-4	ug/l	0.9 U	1.7 B	1.6 U	NA	1 U	NA	NA	1 U
Sodium	20000 ST	7440-23-5	ug/l	40400	20500	21500	27100	25200	22900	17600	22600
Thallium	0.5 GV	7440-28-0	ug/l	2.6 U	2.3 U	2.8 U	NA	4.2 U	NA	NA	2.5 U
Vanadium	-	7440-62-2	ug/l	3.7	0.7 U	1.7 U	NA	2.9 B	NA	NA	1.8 U
Zinc	2000 ST	7440-66-6	ug/l	34	3.5 B	3.6 U	NA	799	NA	NA	57.5
Cyanide	200 ST	0057-12-5	ug/l	10 U	10 U	5 U	NA	10 U	NA	NA	10 U
Iron + Manganese	500 ST*	-	ug/l	19970	16040	13320	39030	92100	93990	24030	20570

NOTES:

NS: Not sampled

: Concentration exceeds Standard/Guidance Value

U: Analyzed for but not detected, value shown is instrument detection limit

NA: Not analyzed

B: Compound detected above instrument detection
limit but below contract required detection limit

ST*: Standard for the sum of iron and manganese is 500 ug/l

Appendix A-2

SONIA ROAD LANDFILL
POST CLOSURE GROUNDWATER MONITORING PROGRAM
HISTORIC AND CURRENT SAMPLE RESULTS
INORGANIC PARAMETERS

CONSTITUENT	NYSDEC Class GA Groundwater Standards/Guidance Values	CAS #	SITE: DATE: UNITS:	MW-03S 11/13/03 (ug/l)	MW-03S 3/2/04 (ug/l)	MW-03S 5/24/04 (ug/l)	MW-03S 8/23/04 (ug/l)	MW-03S 11/10/04 (ug/l)	MW-03S 3/2/05 (ug/l)	MW-03S 5/31/05 (ug/l)	MW-03S 8/26/05 (ug/l)
Aluminum	-	7429-90-5	ug/l	NA	NA	57.5 B	NA	NA	121 B	NA	NA
Antimony	3 GV	7440-36-0	ug/l	NA	NA	1.6 U	NA	NA	3.6 U	NA	NA
Arsenic	25 ST	7440-38-2	ug/l	NA	NA	5.1 B	NA	NA	4.6 B	NA	NA
Barium	1000 ST	7440-39-3	ug/l	NA	NA	147 B	NA	NA	192 B	NA	NA
Beryllium	3 GV	7440-41-7	ug/l	NA	NA	0.1 U	NA	NA	0.19 U	NA	NA
Boron	1000 ST	7440-42-8	ug/l	NA	NA	171 B	NA	NA	161	NA	NA
Cadmium	5 ST	7440-43-9	ug/l	0.3 U	0.20 U	0.92 B	0.30 U	0.51 B	1.3 B	0.37 U	0.65 U
Calcium	-	7440-70-2	ug/l	76200	66200	67100	69300	72800	71000	82600	74800
Chromium Hexavalent	50 ST	18540-29-9	ug/l	NA	NA	20 U	NA	NA	20 U	NA	NA
Chromium Total	50 ST	7440-47-3	ug/l	NA	NA	0.9 B	NA	NA	0.63 U	NA	NA
Cobalt	-	7440-48-4	ug/l	NA	NA	0.9 U	NA	NA	1.3 U	NA	NA
Copper	200 ST	7440-50-8	ug/l	NA	NA	2.1 B	NA	NA	2.1 B	NA	NA
Iron	300 ST	7439-89-6	ug/l	34900	28300	27400	30400	30300	34000	27600	48900
Lead	25 ST	7439-92-1	ug/l	1.1 U	0.70 U	0.7 U	1.2 U	1.1 U	1.1 U	1.2 U	3.9
Magnesium	35000 GV	7439-95-4	ug/l	11800	9800	10100	9850	10400	10400	13000	10000
Manganese	300 ST	7439-96-5	ug/l	5500	4860	4630	5010	5750	6100	6090	1310
Mercury	0.7 ST	7439-97-6	ug/l	NA	NA	0.1 U	NA	NA	0.1 U	NA	NA
Nickel	100 ST	7440-02-0	ug/l	NA	NA	1.5 B	NA	NA	1.2 U	NA	NA
Potassium	-	7440-09-7	ug/l	15900	12900	10800	12000	12400	13200	13600	16000
Selenium	10 ST	7782-49-2	ug/l	NA	NA	1.8 U	NA	NA	3.0 U	NA	NA
Silver	50 ST	7440-22-4	ug/l	NA	NA	0.5 U	NA	NA	0.75 U	NA	NA
Sodium	20000 ST	7440-23-5	ug/l	30000	27400	20900	29300	38900	39600	35900	22800
Thallium	0.5 GV	7440-28-0	ug/l	NA	NA	1.9 U	NA	NA	2.7 U	NA	NA
Vanadium	-	7440-62-2	ug/l	NA	NA	1 U	NA	NA	1.8 U	NA	NA
Zinc	2000 ST	7440-66-6	ug/l	NA	NA	20.7 B	NA	NA	72.2	NA	NA
Cyanide	200 ST	0057-12-5	ug/l	NA	NA	10 U	NA	NA	10 U	NA	NA
Iron + Manganese	500 ST*	-	ug/l	40400	33160	32030	35410	36050	40100	33690	50210

NOTES:

NS: Not sampled

ST*: Standard for the sum of iron and manganese is 500 ug/l

[] : Concentration exceeds Standard/Guidance Value

U: Analyzed for but not detected, value shown is instrument detection limit

NA: Not analyzed

B : Compound detected above instrument detection
limit but below contract required detection limit

Appendix A-2

SONIA ROAD LANDFILL
 POST CLOSURE GROUNDWATER MONITORING PROGRAM
 HISTORIC AND CURRENT SAMPLE RESULTS
 INORGANIC PARAMETERS

CONSTITUENT	NYSDEC Class GA Groundwater Standards/Guidance Values	CAS #	SITE: DATE: UNITS:	MW-03S	MW-03S	MW-03S	MW-03S	MW-03S	MW-03S	MW-03S	MW-03S
				11/30/05	3/1/06	(ug/l)	(ug/l)	(ug/l)	(ug/l)	(ug/l)	(ug/l)
Aluminum	-	7429-90-5	ug/l	NA	NA						
Antimony	3 GV	7440-36-0	ug/l	NA	NA						
Arsenic	25 ST	7440-38-2	ug/l	NA	NA						
Barium	1000 ST	7440-39-3	ug/l	NA	NA						
Beryllium	3 GV	7440-41-7	ug/l	NA	NA						
Boron	1000 ST	7440-42-8	ug/l	NA	NA						
Cadmium	5 ST	7440-43-9	ug/l	0.43 U	0.26 U						
Calcium	-	7440-70-2	ug/l	124000	115000						
Chromium Hexavalent	50 ST	18540-29-9	ug/l	NA	NA						
Chromium Total	50 ST	7440-47-3	ug/l	NA	NA						
Cobalt	-	7440-48-4	ug/l	NA	NA						
Copper	200 ST	7440-50-8	ug/l	NA	NA						
Iron	300 ST	7439-89-6	ug/l	26700	20800						
Lead	25 ST	7439-92-1	ug/l	1.6 U	1.3 U						
Magnesium	35000 GV	7439-95-4	ug/l	18200	18900						
Manganese	300 ST	7439-96-5	ug/l	5050	4960						
Mercury	0.7 ST	7439-97-6	ug/l	NA	NA						
Nickel	100 ST	7440-02-0	ug/l	NA	NA						
Potassium	-	7440-09-7	ug/l	17700	22500						
Selenium	10 ST	7782-49-2	ug/l	NA	NA						
Silver	50 ST	7440-22-4	ug/l	NA	NA						
Sodium	20000 ST	7440-23-5	ug/l	29000	42300						
Thallium	0.5 GV	7440-28-0	ug/l	NA	NA						
Vanadium	-	7440-62-2	ug/l	NA	NA						
Zinc	2000 ST	7440-66-6	ug/l	NA	NA						
Cyanide	200 ST	0057-12-5	ug/l	NA	NA						
Iron + Manganese	500 ST*	-	ug/l	31750	25760						

NOTES:

NS: Not sampled

[] : Concentration exceeds Standard/Guidance Value

U: Analyzed for but not detected, value shown is instrument detection limit

NA: Not analyzed

B: Compound detected above instrument detection

limit but below contract required detection limit

ST*: Standard for the sum of iron and manganese is 500 ug/l

Appendix A-2

SONIA ROAD LANDFILL
POST CLOSURE GROUNDWATER MONITORING PROGRAM
HISTORIC AND CURRENT SAMPLE RESULTS
INORGANIC PARAMETERS

CONSTITUENT	NYSDEC Class GA Groundwater Standards/Guidance Values	CAS #	SITE: DATE: UNITS:	MW-04D 10/28/97 (ug/l)	MW-04D 12/6/00 (ug/l)	MW-04D 2/1/01 (ug/l)	MW-04D 8/23/02 (ug/l)	MW-04D 11/21/02 (ug/l)	MW-04D 3/7/03 (ug/l)	MW-04D 6/3/03 (ug/l)	MW-04D 8/25/03 (ug/l)
Aluminum	-	7429-90-5	ug/l	52.9	17.7 B	15.7	NA	29.4 B	NA	NA	27.3 B
Antimony	3 GV	7440-36-0	ug/l	3 U	1.7 U	12.3 U	NA	3.1 U	NA	NA	3.5 U
Arsenic	25 ST	7440-38-2	ug/l	7.6	11.9	14.4	NA	7.2 B	NA	NA	13.7
Barium	1000 ST	7440-39-3	ug/l	186	249	224	NA	90.8 B	NA	NA	108 B
Beryllium	3 GV	7440-41-7	ug/l	0.1	0.1 U	0.16	NA	0.4 U	NA	NA	0.20 U
Boron	1000 ST	7440-42-8	ug/l	NA	291	326	NA	170	NA	NA	120
Cadmium	5 ST	7440-43-9	ug/l	0.3 U	0.4 U	0.37	0.1 B	0.5 U	0.1 U	0.10 U	0.30 U
Calcium	-	7440-70-2	ug/l	56100	60000	59100	30800	24700	24000	27500	30900
Chromium Hexavalent	50 ST	18540-29-9	ug/l	20 U	20 U	20 U	NA	20 U	NA	NA	20 U
Chromium Total	50 ST	7440-47-3	ug/l	0.4 U	3.5 U	0.6 U	NA	1.3 B	NA	NA	0.70 U
Cobalt	-	7440-48-4	ug/l	14.9	17.7 B	14.4	NA	4.3 B	NA	NA	4.4 B
Copper	200 ST	7440-50-8	ug/l	0.7 U	1.5 U	1.5 U	NA	3.4 B	NA	NA	1.6 B
Iron	300 ST	7439-89-6	ug/l	66000	75500	69500	24500	20400	24800	28300	34500
Lead	25 ST	7439-92-1	ug/l	1 U	4	3.6	0.88 B	1.4 U	1.5 U	1.5 U	0.80 U
Magnesium	35000 GV	7439-95-4	ug/l	8830	11500	11100	5380	4060 B	4080 B	4550 B	4840 B
Manganese	300 ST	7439-96-5	ug/l	1700	2900	2470	589	690	725	764	829
Mercury	0.7 ST	7439-97-6	ug/l	0.1 U	0.1 U	0.1 U	NA	0.1 U	NA	NA	0.10 U
Nickel	100 ST	7440-02-0	ug/l	7.4	7.1 B	5.4	NA	2.3 B	NA	NA	2.6 B
Potassium	-	7440-09-7	ug/l	14000	14900	16200	10700	8650	8970	10500	8800
Selenium	10 ST	7782-49-2	ug/l	2.8 U	2.2 B	1.5 U	NA	2.4 U	NA	NA	3.8 U
Silver	50 ST	7440-22-4	ug/l	0.9 U	1.3 B	1.6 U	NA	1 U	NA	NA	1 U
Sodium	20000 ST	7440-23-5	ug/l	21100	26500	27500	15300	13700	14000	14900	13300
Thallium	0.5 GV	7440-28-0	ug/l	2.6 U	2.3 U	2.8 U	NA	4.2 U	NA	NA	2.5 U
Vanadium	-	7440-62-2	ug/l	1.2 U	0.7 U	1.7 U	NA	0.82 B	NA	NA	1.8 U
Zinc	2000 ST	7440-66-6	ug/l	85.9	5.9 B	3.6 U	NA	16.7 B	NA	NA	22.8
Cyanide	200 ST	0057-12-5	ug/l	10 U	10 U	5 U	NA	10 U	NA	NA	10 U
Iron + Manganese	500 ST*	-	ug/l	67700	78400	71970	25089	21090	25525	29064	35329

NOTES:

NS: Not sampled

ST*: Standard for the sum of iron and manganese is 500 ug/l

[] : Concentration exceeds Standard/Guidance Value

U: Analyzed for but not detected, value shown is instrument detection limit

NA: Not analyzed

B: Compound detected above instrument detection

limit but below contract required detection limit

Appendix A-2

SONIA ROAD LANDFILL
POST CLOSURE GROUNDWATER MONITORING PROGRAM
HISTORIC AND CURRENT SAMPLE RESULTS
INORGANIC PARAMETERS

CONSTITUENT	NYSDEC Class GA Groundwater Standards/Guidance Values	CAS #	SITE: DATE: UNITS:	MW-04D 11/11/03 (ug/l)	MW-04D 3/1/04 (ug/l)	MW-04D 5/24/04 (ug/l)	MW-04D 8/23/04 (ug/l)	MW-04D 11/9/04 (ug/l)	MW-04D 3/1/05 (ug/l)	MW-04D 5/27/05 (ug/l)	MW-04D 8/26/05 (ug/l)
Aluminum	-	7429-90-5	ug/l	NA	NA	30.3 B	NA	NA	94.5 B	NA	NA
Antimony	3 GV	7440-36-0	ug/l	NA	NA	1.6 U	NA	NA	3.6 U	NA	NA
Arsenic	25 ST	7440-38-2	ug/l	NA	NA	16.8	NA	NA	20.3	NA	NA
Barium	1000 ST	7440-39-3	ug/l	NA	NA	135 B	NA	NA	172 B	NA	NA
Beryllium	3 GV	7440-41-7	ug/l	NA	NA	0.1 U	NA	NA	0.35 B	NA	NA
Boron	1000 ST	7440-42-8	ug/l	NA	NA	96.7 B	NA	NA	161	NA	NA
Cadmium	5 ST	7440-43-9	ug/l	0.3 U	0.20 U	1.5 B	0.30 U	0.84 B	2.6 B	1.3 B	0.65 U
Calcium	-	7440-70-2	ug/l	34000	43400	45500	63500	62500	60600	58300	56800
Chromium Hexavalent	50 ST	18540-29-9	ug/l	NA	NA	20 U	NA	NA	20 U	NA	NA
Chromium Total	50 ST	7440-47-3	ug/l	NA	NA	0.6 U	NA	NA	0.63 U	NA	NA
Cobalt	-	7440-48-4	ug/l	NA	NA	4.7 B	NA	NA	5.0 B	NA	NA
Copper	200 ST	7440-50-8	ug/l	NA	NA	0.9 U	NA	NA	1.3 B	NA	NA
Iron	300 ST	7439-89-6	ug/l	35300	45700	48900	61000	65600	66400	64500	58000
Lead	25 ST	7439-92-1	ug/l	1.1 U	1.6 U	0.7 U	2.6 B	1.1 U	1.1 U	1.2 U	4.4
Magnesium	35000 GV	7439-95-4	ug/l	5720	7110	7730	9970	9860	9350	8950	8050
Manganese	300 ST	7439-96-5	ug/l	972	1270	1280	1780	1660	1400	1220	1170
Mercury	0.7 ST	7439-97-6	ug/l	NA	NA	0.1 U	NA	NA	0.1 U	NA	NA
Nickel	100 ST	7440-02-0	ug/l	NA	NA	1.5 B	NA	NA	2.0 B	NA	NA
Potassium	-	7440-09-7	ug/l	11000	10500	10400	13400	12500	13200	10800	8460
Selenium	10 ST	7782-49-2	ug/l	NA	NA	1.8 U	NA	NA	3.0 U	NA	NA
Silver	50 ST	7440-22-4	ug/l	NA	NA	0.5 U	NA	NA	0.75 U	NA	NA
Sodium	20000 ST	7440-23-5	ug/l	13900	16400	15000	21900	24100	25100	25500	22400
Thallium	0.5 GV	7440-28-0	ug/l	NA	NA	1.9 U	NA	NA	3.1 B	NA	NA
Vanadium	-	7440-62-2	ug/l	NA	NA	1 U	NA	NA	1.8 U	NA	NA
Zinc	2000 ST	7440-66-6	ug/l	NA	NA	18 B	NA	NA	63.6	NA	NA
Cyanide	200 ST	0057-12-5	ug/l	NA	NA	10 U	NA	NA	10 U	NA	NA
Iron + Manganese	500 ST*	-	ug/l	36272	46970	50180	62780	67260	67800	65720	59170

NOTES:

NS: Not sampled

ST*: Standard for the sum of iron and manganese is 500 ug/l

█ : Concentration exceeds Standard/Guidance Value

U: Analyzed for but not detected, value shown is instrument detection limit

NA: Not analyzed

B: Compound detected above instrument detection
limit but below contract required detection limit

Appendix A-2

SONIA ROAD LANDFILL
POST CLOSURE GROUNDWATER MONITORING PROGRAM
HISTORIC AND CURRENT SAMPLE RESULTS
INORGANIC PARAMETERS

CONSTITUENT	NYSDEC Class GA Groundwater Standards/Guidance Values	CAS #	SITE: DATE: UNITS:	MW-04D 11/30/05 (ug/l)	MW-04D 3/1/06 (ug/l)	MW-04D (ug/l)	MW-04D (ug/l)	MW-04D (ug/l)	MW-04D (ug/l)	MW-04D (ug/l)
Aluminum	-	7429-90-5	ug/l	NA	NA					
Antimony	3 GV	7440-36-0	ug/l	NA	NA					
Arsenic	25 ST	7440-38-2	ug/l	NA	NA					
Barium	1000 ST	7440-39-3	ug/l	NA	NA					
Beryllium	3 GV	7440-41-7	ug/l	NA	NA					
Boron	1000 ST	7440-42-8	ug/l	NA	NA					
Cadmium	5 ST	7440-43-9	ug/l	0.43 U	0.26 U					
Calcium	-	7440-70-2	ug/l	48100	39700					
Chromium Hexavalent	50 ST	18540-29-9	ug/l	NA	NA					
Chromium Total	50 ST	7440-47-3	ug/l	NA	NA					
Cobalt	-	7440-48-4	ug/l	NA	NA					
Copper	200 ST	7440-50-8	ug/l	NA	NA					
Iron	300 ST	7439-89-6	ug/l	53100	44000					
Lead	25 ST	7439-92-1	ug/l	2.2 B	1.3 U					
Magnesium	35000 GV	7439-95-4	ug/l	6630	5940					
Manganese	300 ST	7439-96-5	ug/l	931	970					
Mercury	0.7 ST	7439-97-6	ug/l	NA	NA					
Nickel	100 ST	7440-02-0	ug/l	NA	NA					
Potassium	-	7440-09-7	ug/l	7790	8440					
Selenium	10 ST	7782-49-2	ug/l	NA	NA					
Silver	50 ST	7440-22-4	ug/l	NA	NA					
Sodium	20000 ST	7440-23-5	ug/l	22000	20000					
Thallium	0.5 GV	7440-28-0	ug/l	NA	NA					
Vanadium	-	7440-62-2	ug/l	NA	NA					
Zinc	2000 ST	7440-66-6	ug/l	NA	NA					
Cyanide	200 ST	0057-12-5	ug/l	NA	NA					
Iron + Manganese	500 ST*	-	ug/l	54031	44970					

NOTES:

NS: Not sampled

█ : Concentration exceeds Standard/Guidance Value

U: Analyzed for but not detected, value shown is instrument detection limit

NA: Not analyzed

B : Compound detected above instrument detection
limit but below contract required detection limit

ST*: Standard for the sum of iron and manganese is 500 ug/l

Appendix A-2

SONIA ROAD LANDFILL
POST CLOSURE GROUNDWATER MONITORING PROGRAM
HISTORIC AND CURRENT SAMPLE RESULTS
INORGANIC PARAMETERS

CONSTITUENT	NYSDEC Class GA Groundwater Standards/Guidance Values	CAS #	SITE: DATE: UNITS:	MW-04I 10/29/97 (ug/l)	MW-04I 12/6/00 (ug/l)	MW-04I 2/1/01 (ug/l)	MW-04I 8/23/02 (ug/l)	MW-04I 11/22/02 (ug/l)	MW-04I 3/6/03 (ug/l)	MW-04I 6/3/03 (ug/l)	MW-04I 8/22/03 (ug/l)
Aluminum	-	7429-90-5	ug/l	365	19.9 B	18.7	NA	13.9 B	NA	NA	17.7 B
Antimony	3 GV	7440-36-0	ug/l	3 U	1.7 U	12.3 U	NA	3.1 B	NA	NA	3.5 U
Arsenic	25 ST	7440-38-2	ug/l	10.1	14.6	17.1	NA	11.5	NA	NA	17.5
Barium	1000 ST	7440-39-3	ug/l	128	175 B	107	NA	135 B	NA	NA	124 B
Beryllium	3 GV	7440-41-7	ug/l	0.1	0.1 U	0.14	NA	0.4 U	NA	NA	0.20 U
Boron	1000 ST	7440-42-8	ug/l	NA	300	285	NA	231	NA	NA	211
Cadmium	5 ST	7440-43-9	ug/l	0.3 U	0.4 U	0.2 U	0.25 B	0.50 U	0.10 U	0.10 U	0.30 U
Calcium	-	7440-70-2	ug/l	53200	92000	62200	41700	85700	85500	101000	90100
Chromium Hexavalent	50 ST	18540-29-9	ug/l	20 U	20 U	20 U	NA	20 U	NA	NA	20 U
Chromium Total	50 ST	7440-47-3	ug/l	0.3 U	3.5 U	0.6 U	NA	1 B	NA	NA	0.70 U
Cobalt	-	7440-48-4	ug/l	2.5	1.7 B	1.7 U	NA	1 U	NA	NA	2.1 U
Copper	200 ST	7440-50-8	ug/l	5.2	1.5 U	1.5 U	NA	2.8 B	NA	NA	2.2 B
Iron	300 ST	7439-89-6	ug/l	31800	55200	38200	29000	56200	53000	62500	56900
Lead	25 ST	7439-92-1	ug/l	3.7	1.9 B	1.9	0.8 U	1.4 U	1.5 U	1.6 B	0.80 U
Magnesium	35000 GV	7439-95-4	ug/l	9580	15700	9960	5690	10700	11100	12800	10400
Manganese	300 ST	7439-96-5	ug/l	480	884	592	576	1410	1270	1640	1420
Mercury	0.7 ST	7439-97-6	ug/l	0.1 U	0.1 U	0.1 U	NA	0.1 U	NA	NA	0.1 U
Nickel	100 ST	7440-02-0	ug/l	3.9	1.9 U	1.4 U	NA	3.5 B	NA	NA	5.0 B
Potassium	-	7440-09-7	ug/l	69400	21700	19400	10100	14800	15400	18900	13600
Selenium	10 ST	7782-49-2	ug/l	2.8 U	1.7 U	1.5 U	NA	3.9 B	NA	NA	3.8 U
Silver	50 ST	7440-22-4	ug/l	0.9 U	0.5 U	1.6 U	NA	1 U	NA	NA	1 U
Sodium	20000 ST	7440-23-5	ug/l	29200	32500	22700	13400	26800	25700	34000	27800
Thallium	0.5 GV	7440-28-0	ug/l	2.6 U	2.3 U	2.8 U	NA	4.2 U	NA	NA	2.5 U
Vanadium	-	7440-62-2	ug/l	4.4	0.7 U	1.7 U	NA	1.8 B	NA	NA	2.0 B
Zinc	2000 ST	7440-66-6	ug/l	96.1	6.8 B	3.6 U	NA	19.3 B	NA	NA	7.1 B
Cyanide	200 ST	0057-12-5	ug/l	10 U	10 U	5 U	NA	10 U	NA	NA	10 U
Iron + Manganese	500 ST*	-	ug/l	32280	56084	38792	29576	57610	54270	64140	58320

NOTES:

NS: Not sampled

ST*: Standard for the sum of iron and manganese is 500 ug/l

: Concentration exceeds Standard/Guidance Value

U: Analyzed for but not detected, value shown is instrument detection limit

NA: Not analyzed

B : Compound detected above instrument detection
limit but below contract required detection limit

Appendix A-2

SONIA ROAD LANDFILL
POST CLOSURE GROUNDWATER MONITORING PROGRAM
HISTORIC AND CURRENT SAMPLE RESULTS
INORGANIC PARAMETERS

CONSTITUENT	NYSDEC Class GA Groundwater Standards/Guidance Values	CAS #	SITE: DATE: UNITS:	MW-04I 11/12/03 (ug/l)	MW-04I 3/1/04 (ug/l)	MW-04I 5/24/04 (ug/l)	MW-04I 8/23/04 (ug/l)	MW-04I 11/9/04 (ug/l)	MW-04I 3/1/05 (ug/l)	MW-04I 5/27/05 (ug/l)	MW-04I 8/26/05 (ug/l)
Aluminum	-	7429-90-5	ug/l	NA	NA	50.8 B	NA	NA	73.0 B	NA	NA
Antimony	3 GV	7440-36-0	ug/l	NA	NA	1.6 U	NA	NA	3.6 U	NA	NA
Arsenic	25 ST	7440-38-2	ug/l	NA	NA	17.4	NA	NA	19.4	NA	NA
Barium	1000 ST	7440-39-3	ug/l	NA	NA	100 B	NA	NA	189 B	NA	NA
Beryllium	3 GV	7440-41-7	ug/l	NA	NA	0.10 U	NA	NA	0.19 U	NA	NA
Boron	1000 ST	7440-42-8	ug/l	NA	NA	177 B	NA	NA	291	NA	NA
Cadmium	5 ST	7440-43-9	ug/l	0.3 U	0.20 U	1.4 B	0.30 U	1.0 B	2.1 B	1.2 B	0.65 U
Calcium	-	7440-70-2	ug/l	91200	99100	78500	87100	86700	87700	78000	68800
Chromium Hexavalent	50 ST	18540-29-9	ug/l	NA	NA	20 U	NA	NA	20 U	NA	NA
Chromium Total	50 ST	7440-47-3	ug/l	NA	NA	0.6 U	NA	NA	0.63 U	NA	NA
Cobalt	-	7440-48-4	ug/l	NA	NA	0.9 U	NA	NA	1.3 U	NA	NA
Copper	200 ST	7440-50-8	ug/l	NA	NA	0.9 U	NA	NA	1.1 U	NA	NA
Iron	300 ST	7439-89-6	ug/l	56100	61600	50500	51900	56600	56000	48100	44700
Lead	25 ST	7439-92-1	ug/l	1.1 U	1.6 U	0.7 U	2.0 B	1.1 U	1.1 U	1.2 U	3.2
Magnesium	35000 GV	7439-95-4	ug/l	10500	10600	8680	9570	10600	12800	11600	9230
Manganese	300 ST	7439-96-5	ug/l	1510	1790	1420	1640	1780	1680	1390	1210
Mercury	0.7 ST	7439-97-6	ug/l	NA	NA	0.1 U	NA	NA	0.1 U	NA	NA
Nickel	100 ST	7440-02-0	ug/l	NA	NA	1.8 B	NA	NA	1.2 U	NA	NA
Potassium	-	7440-09-7	ug/l	16000	14000	11700	14500	16500	26000	20200	14400
Selenium	10 ST	7782-49-2	ug/l	NA	NA	1.8 U	NA	NA	3.0 U	NA	NA
Silver	50 ST	7440-22-4	ug/l	NA	NA	0.5 U	NA	NA	0.75 U	NA	NA
Sodium	20000 ST	7440-23-5	ug/l	29500	30800	22000	26400	27400	27200	26600	21200
Thallium	0.5 GV	7440-28-0	ug/l	NA	NA	1.9 U	NA	NA	2.7 U	NA	NA
Vanadium	-	7440-62-2	ug/l	NA	NA	1 U	NA	NA	1.8 U	NA	NA
Zinc	2000 ST	7440-66-6	ug/l	NA	NA	26.2 B	NA	NA	46.3	NA	NA
Cyanide	200 ST	0057-12-5	ug/l	NA	NA	10 U	NA	NA	10 U	NA	NA
Iron + Manganese	500 ST*	-	ug/l	57610	63390	51920	53540	58380	57680	49490	45910

NOTES:

NS: Not sampled

ST*: Standard for the sum of iron and manganese is 500 ug/l

: Concentration exceeds Standard/Guidance Value

U: Analyzed for but not detected, value shown is instrument detection limit

NA: Not analyzed

B : Compound detected above instrument detection
limit but below contract required detection limit

Appendix A-2

SONIA ROAD LANDFILL
POST CLOSURE GROUNDWATER MONITORING PROGRAM
HISTORIC AND CURRENT SAMPLE RESULTS
INORGANIC PARAMETERS

CONSTITUENT	NYSDEC Class GA Groundwater Standards/Guidance Values	CAS #	SITE: DATE: UNITS:	MW-04I	MW-04I	MW-04I	MW-04I	MW-04I	MW-04I	MW-04I	MW-04I
				11/30/05 (ug/l)	3/1/06 (ug/l)	(ug/l)	(ug/l)	(ug/l)	(ug/l)	(ug/l)	(ug/l)
Aluminum	-	7429-90-5	ug/l	NA	NA						
Antimony	3 GV	7440-36-0	ug/l	NA	NA						
Arsenic	25 ST	7440-38-2	ug/l	NA	NA						
Barium	1000 ST	7440-39-3	ug/l	NA	NA						
Beryllium	3 GV	7440-41-7	ug/l	NA	NA						
Boron	1000 ST	7440-42-8	ug/l	NA	NA						
Cadmium	5 ST	7440-43-9	ug/l	0.43 U	0.26 U						
Calcium	-	7440-70-2	ug/l	59700	53300						
Chromium Hexavalent	50 ST	18540-29-9	ug/l	NA	NA						
Chromium Total	50 ST	7440-47-3	ug/l	NA	NA						
Cobalt	-	7440-48-4	ug/l	NA	NA						
Copper	200 ST	7440-50-8	ug/l	NA	NA						
Iron	300 ST	7439-89-6	ug/l	38300	33000						
Lead	25 ST	7439-92-1	ug/l	2.0 B	1.3 U						
Magnesium	35000 GV	7439-95-4	ug/l	7470	7060						
Manganese	300 ST	7439-96-5	ug/l	1040	894						
Mercury	0.7 ST	7439-97-6	ug/l	NA	NA						
Nickel	100 ST	7440-02-0	ug/l	NA	NA						
Potassium	-	7440-09-7	ug/l	13400	15400						
Selenium	10 ST	7782-49-2	ug/l	NA	NA						
Silver	50 ST	7440-22-4	ug/l	NA	NA						
Sodium	20000 ST	7440-23-5	ug/l	19500	18200						
Thallium	0.5 GV	7440-28-0	ug/l	NA	NA						
Vanadium	-	7440-62-2	ug/l	NA	NA						
Zinc	2000 ST	7440-66-6	ug/l	NA	NA						
Cyanide	200 ST	0057-12-5	ug/l	NA	NA						
Iron + Manganese	500 ST*	-	ug/l	39340	33894						

NOTES:

NS: Not sampled

ST*: Standard for the sum of iron and manganese is 500 ug/l

[shaded box]: Concentration exceeds Standard/Guidance Value

U: Analyzed for but not detected, value shown is instrument detection limit

NA: Not analyzed

B: Compound detected above instrument detection
limit but below contract required detection limit

Appendix A-2

**SONIA ROAD LANDFILL
POST CLOSURE GROUNDWATER MONITORING PROGRAM
HISTORIC AND CURRENT SAMPLE RESULTS
INORGANIC PARAMETERS**

CONSTITUENT	NYSDEC Class GA Groundwater Standards/Guidance Values	CAS #	SITE: DATE: UNITS:	MW-04S 10/29/97 (ug/l)	MW-04S 12/6/00 (ug/l)	MW-04S 2/1/01 (ug/l)	MW-04S 8/23/02 (ug/l)	MW-04S 11/22/02 (ug/l)	MW-04S 3/6/03 (ug/l)	MW-04S 6/3/03 (ug/l)	MW-04S 8/25/03 (ug/l)
Aluminum	-	7429-90-5	ug/l	574	28.8 B	32.4	NA	102 B	NA	NA	27.2 B
Antimony	3 GV	7440-36-0	ug/l	3 U	1.7 U	12.3 U	NA	3.1 U	NA	NA	3.5 U
Arsenic	25 ST	7440-38-2	ug/l	11.4	3.7 B	7.8	NA	4.5 U	NA	NA	8.1 B
Barium	1000 ST	7440-39-3	ug/l	441	278	285	NA	316	NA	NA	240
Beryllium	3 GV	7440-41-7	ug/l	0.2	0.12 B	0.18	NA	0.4 U	NA	NA	0.20 U
Boron	1000 ST	7440-42-8	ug/l	NA	263	296	NA	320	NA	NA	273
Cadmium	5 ST	7440-43-9	ug/l	0.3 U	0.4 U	0.2 U	0.10 U	0.5 U	0.10 U	0.10 U	0.30 U
Calcium	-	7440-70-2	ug/l	152000	99400	109000	115000	123000	139000	138000	109000
Chromium Hexavalent	50 ST	18540-29-9	ug/l	20 U	20 U	20 U	NA	20 U	NA	NA	20 U
Chromium Total	50 ST	7440-47-3	ug/l	1.6	3.5 U	0.6 U	NA	0.92 B	NA	NA	1.0 B
Cobalt	-	7440-48-4	ug/l	2.1	0.9 U	1.7 U	NA	1 U	NA	NA	2.8 B
Copper	200 ST	7440-50-8	ug/l	2.5	1.5 U	2.2	NA	6.7 B	NA	NA	2.7 B
Iron	300 ST	7439-89-6	ug/l	56800	44800	49600	56400	46900	54600	44300	43100
Lead	25 ST	7439-92-1	ug/l	1.0 U	1.4 U	2.8	2.8 B	1.4 U	1.5 U	1.6 B	0.80 U
Magnesium	35000 GV	7439-95-4	ug/l	22600	14400	15300	14000	13700	16300	16100	11900
Manganese	300 ST	7439-96-5	ug/l	1520	1770	2040	2140	1670	1960	3000	1690
Mercury	0.7 ST	7439-97-6	ug/l	0.1 U	0.1 U	0.1 U	NA	0.1 U	NA	NA	0.10 U
Nickel	100 ST	7440-02-0	ug/l	1.3 U	1.9 U	1.4 U	NA	4.3 B	NA	NA	4.7 B
Potassium	-	7440-09-7	ug/l	30800	19800	21800	17900	17500	20300	21800	14300
Selenium	10 ST	7782-49-2	ug/l	2.8 U	1.7 U	1.5 U	NA	2.4 U	NA	NA	3.8 U
Silver	50 ST	7440-22-4	ug/l	0.9 U	1.3 B	1.6 U	NA	1 U	NA	NA	1 U
Sodium	20000 ST	7440-23-5	ug/l	29900	32100	33300	32500	29700	31600	33900	26400
Thallium	0.5 GV	7440-28-0	ug/l	2.6 U	2.3 U	2.8 U	NA	4.2 U	NA	NA	2.5 U
Vanadium	-	7440-62-2	ug/l	3.2	1.1 B	1.7 U	NA	2.6 B	NA	NA	2.1 B
Zinc	2000 ST	7440-66-6	ug/l	32.3	2.2 U	3.6 U	NA	10 B	NA	NA	14.9 B
Cyanide	200 ST	0057-12-5	ug/l	10 U	10 U	5 U	NA	10 U	NA	NA	10 U
Iron + Manganese	500 ST*	-	ug/l	58320	46570	51640	58540	48570	56560	47300	44790

NOTES:

NS: Not sampled

: Concentration exceeds Standard/Guidance Value

U: Analyzed for but not detected, value shown is instrument detection limit

NA: Not analyzed

B: Compound detected above instrument detection
limit but below contract required detection limit

ST*: Standard for the sum of iron and manganese is 500 ug/l

Appendix A-2

SONIA ROAD LANDFILL
POST CLOSURE GROUNDWATER MONITORING PROGRAM
HISTORIC AND CURRENT SAMPLE RESULTS
INORGANIC PARAMETERS

CONSTITUENT	NYSDEC Class GA Groundwater Standards/Guidance Values	CAS #	SITE: DATE: UNITS:	MW-04S 11/12/03 (ug/l)	MW-04S 3/2/04 (ug/l)	MW-04S 5/24/04 (ug/l)	MW-04S 8/23/04 (ug/l)	MW-04S 11/9/04 (ug/l)	MW-04S 3/1/05 (ug/l)	MW-04S 5/27/05 (ug/l)	MW-04S 8/26/05 (ug/l)
Aluminum	-	7429-90-5	ug/l	NA	NA	43.2 B	NA	NA	93.8 B	NA	NA
Antimony	3 GV	7440-36-0	ug/l	NA	NA	1.6 U	NA	NA	3.6 U	NA	NA
Arsenic	25 ST	7440-38-2	ug/l	NA	NA	11.4	NA	NA	15.8	NA	NA
Barium	1000 ST	7440-39-3	ug/l	NA	NA	191 B	NA	NA	248	NA	NA
Beryllium	3 GV	7440-41-7	ug/l	NA	NA	0.1 U	NA	NA	0.19 U	NA	NA
Boron	1000 ST	7440-42-8	ug/l	NA	NA	261 B	NA	NA	310	NA	NA
Cadmium	5 ST	7440-43-9	ug/l	0.30 U	0.20 U	2.2 B	0.30 U	1.3 B	2.7 B	0.94 B	0.65 U
Calcium	-	7440-70-2	ug/l	139000	122000	124000	118000	122000	132000	119000	106000
Chromium Hexavalent	50 ST	18540-29-9	ug/l	NA	NA	20 U	NA	NA	20 U	NA	NA
Chromium Total	50 ST	7440-47-3	ug/l	NA	NA	0.6 U	NA	NA	0.63 U	NA	NA
Cobalt	-	7440-48-4	ug/l	NA	NA	5 B	NA	NA	1.3 U	NA	NA
Copper	200 ST	7440-50-8	ug/l	NA	NA	0.9 U	NA	NA	1.1 U	NA	NA
Iron	300 ST	7439-89-6	ug/l	48600	62600	79200	55100	71800	69400	59000	47600
Lead	25 ST	7439-92-1	ug/l	1.1 U	0.70 U	0.7 U	3.0 B	1.1 U	1.1 U	1.2 U	2.9 B
Magnesium	35000 GV	7439-95-4	ug/l	18100	13600	14600	13200	13500	15200	13800	12000
Manganese	300 ST	7439-96-5	ug/l	3690	2360	2180	2720	2100	2940	3350	2820
Mercury	0.7 ST	7439-97-6	ug/l	NA	NA	0.1 U	NA	NA	0.1 U	NA	NA
Nickel	100 ST	7440-02-0	ug/l	NA	NA	4.4 B	NA	NA	3.8 B	NA	NA
Potassium	-	7440-09-7	ug/l	20000	17200	16700	19000	18200	21900	20800	14900
Selenium	10 ST	7782-49-2	ug/l	NA	NA	1.8 U	NA	NA	3.0 U	NA	NA
Silver	50 ST	7440-22-4	ug/l	NA	NA	0.5 U	NA	NA	0.75 U	NA	NA
Sodium	20000 ST	7440-23-5	ug/l	28600	32000	26700	31900	31200	36500	39600	32300
Thallium	0.5 GV	7440-28-0	ug/l	NA	NA	2.1 B	NA	NA	2.7 U	NA	NA
Vanadium	-	7440-62-2	ug/l	NA	NA	1 U	NA	NA	1.8 U	NA	NA
Zinc	2000 ST	7440-66-6	ug/l	NA	NA	14.7 B	NA	NA	53.3	NA	NA
Cyanide	200 ST	0057-12-5	ug/l	NA	NA	10 U	NA	NA	10 U	NA	NA
Iron + Manganese	500 ST*	-	ug/l	52290	64960	81380	57820	73900	72340	62350	50420

NOTES:

NS: Not sampled

[REDACTED]: Concentration exceeds Standard/Guidance Value

U: Analyzed for but not detected, value shown is instrument detection limit

NA: Not analyzed

B: Compound detected above instrument detection limit but below contract required detection limit

ST*: Standard for the sum of iron and manganese is 500 ug/l

Appendix A-2

SONIA ROAD LANDFILL
POST CLOSURE GROUNDWATER MONITORING PROGRAM
HISTORIC AND CURRENT SAMPLE RESULTS
INORGANIC PARAMETERS

CONSTITUENT	NYSDEC Class GA Groundwater Standards/Guidance Values	CAS #	SITE: DATE: UNITS:	MW-04S 11/29/05 (ug/l)	MW-04S 2/28/06 (ug/l)	MW-04S (ug/l)	MW-04S (ug/l)	MW-04S (ug/l)	MW-04S (ug/l)	MW-04S (ug/l)
Aluminum	-	7429-90-5	ug/l	NA	NA					
Antimony	3 GV	7440-36-0	ug/l	NA	NA					
Arsenic	25 ST	7440-38-2	ug/l	NA	NA					
Barium	1000 ST	7440-39-3	ug/l	NA	NA					
Beryllium	3 GV	7440-41-7	ug/l	NA	NA					
Boron	1000 ST	7440-42-8	ug/l	NA	NA					
Cadmium	5 ST	7440-43-9	ug/l	0.43 U	0.49 B					
Calcium	-	7440-70-2	ug/l	114000	119000					
Chromium Hexavalent	50 ST	18540-29-9	ug/l	NA	NA					
Chromium Total	50 ST	7440-47-3	ug/l	NA	NA					
Cobalt	-	7440-48-4	ug/l	NA	NA					
Copper	200 ST	7440-50-8	ug/l	NA	NA					
Iron	300 ST	7439-89-6	ug/l	49100	51400					
Lead	25 ST	7439-92-1	ug/l	4.1	1.3 U					
Magnesium	35000 GV	7439-95-4	ug/l	12100	14100					
Manganese	300 ST	7439-96-5	ug/l	3000	3230					
Mercury	0.7 ST	7439-97-6	ug/l	NA	NA					
Nickel	100 ST	7440-02-0	ug/l	NA	NA					
Potassium	-	7440-09-7	ug/l	16900	20100					
Selenium	10 ST	7782-49-2	ug/l	NA	NA					
Silver	50 ST	7440-22-4	ug/l	NA	NA					
Sodium	20000 ST	7440-23-5	ug/l	36200	41600					
Thallium	0.5 GV	7440-28-0	ug/l	NA	NA					
Vanadium	-	7440-62-2	ug/l	NA	NA					
Zinc	2000 ST	7440-66-6	ug/l	NA	NA					
Cyanide	200 ST	0057-12-5	ug/l	NA	NA					
Iron + Manganese	500 ST*	-	ug/l	52100	54630					

NOTES:

NS: Not sampled

█ : Concentration exceeds Standard/Guidance Value

U: Analyzed for but not detected, value shown is instrument detection limit

NA: Not analyzed

B : Compound detected above instrument detection
limit but below contract required detection limit

ST*: Standard for the sum of iron and manganese is 500 ug/l

Appendix A-2

SONIA ROAD LANDFILL
POST CLOSURE GROUNDWATER MONITORING PROGRAM
HISTORIC AND CURRENT SAMPLE RESULTS
INORGANIC PARAMETERS

CONSTITUENT	NYSDEC Class GA Groundwater Standards/Guidance Values	CAS #	SITE: DATE: UNITS:	MW-05D 10/29/97 (ug/l)	MW-05D 12/8/00 (ug/l)	MW-05D 2/2/01 (ug/l)	MW-05D 8/23/02 (ug/l)	MW-05D 11/22/02 (ug/l)	MW-05D 3/7/03 (ug/l)	MW-05D 6/3/03 (ug/l)	MW-05D 8/25/03 (ug/l)
Aluminum	-	7429-90-5	ug/l	241	12.2 U	11.8 U	NA	365	NA	NA	20.8 B
Antimony	3 GV	7440-36-0	ug/l	3 U	1.7 U	12.3 U	NA	3.1 U	NA	NA	3.5 U
Arsenic	25 ST	7440-38-2	ug/l	2.4 U	2.5 U	1.9 U	NA	4.5 U	NA	NA	3.2 U
Barium	1000 ST	7440-39-3	ug/l	117	206	190	NA	53.9 B	NA	NA	28.3 B
Beryllium	3 GV	7440-41-7	ug/l	0.17	0.1 U	0.17	NA	0.4 U	NA	NA	0.20 U
Boron	1000 ST	7440-42-8	ug/l	NA	324	292	NA	83.1 B	NA	NA	57.8 B
Cadmium	5 ST	7440-43-9	ug/l	0.3	0.77	0.69	0.30 B	0.5 U	0.10 U	0.25 B	0.30 U
Calcium	-	7440-70-2	ug/l	47300	107000	99900	39500	36900	33700	27800	21600
Chromium Hexavalent	50 ST	18540-29-9	ug/l	20 U	20 U	20 U	NA	20 U	NA	NA	20 U
Chromium Total	50 ST	7440-47-3	ug/l	2.9	3.5 U	0.85	NA	2.3 B	NA	NA	0.70 U
Cobalt	-	7440-48-4	ug/l	4.6	5.3	4.6	NA	1.6 B	NA	NA	2.1 U
Copper	200 ST	7440-50-8	ug/l	4.8	6.3	4.6	NA	4.9 B	NA	NA	1.2 B
Iron	300 ST	7439-89-6	ug/l	374	101	23.2	763	751	122	60.6 B	53.8 B
Lead	25 ST	7439-92-1	ug/l	1.2	2.1	1.1 U	0.80 U	8.1	1.5 U	1.5 U	0.80 U
Magnesium	35000 GV	7439-95-4	ug/l	12400	26200	23300	7740	7250	8000	6820	4800 B
Manganese	300 ST	7439-96-5	ug/l	17200	21300	17500	8380	8390	7900	7610	5130
Mercury	0.7 ST	7439-97-6	ug/l	0.1 U	0.1 U	0.1 U	NA	0.1 U	NA	NA	0.1 U
Nickel	100 ST	7440-02-0	ug/l	5.1	7.7	6.7	NA	3.5 B	NA	NA	1.5 U
Potassium	-	7440-09-7	ug/l	20200	33100	33000	13500	11100	9080	8860	5700
Selenium	10 ST	7782-49-2	ug/l	2.8 U	9.3	7.4	NA	3.6 B	NA	NA	3.8 U
Silver	50 ST	7440-22-4	ug/l	0.9 U	5.5	2.9	NA	1 U	NA	NA	1 U
Sodium	20000 ST	7440-23-5	ug/l	26500	62500	43400	30300	30100	24700	19400	13700
Thallium	0.5 GV	7440-28-0	ug/l	2.6 U	4.6 U	2.8 U	NA	4.2 U	NA	NA	2.5 U
Vanadium	-	7440-62-2	ug/l	1.2 U	0.7 U	1.7 U	NA	1.1 B	NA	NA	1.8 U
Zinc	2000 ST	7440-66-6	ug/l	283	18.7	6	NA	193	NA	NA	12 B
Cyanide	200 ST	0057-12-5	ug/l	10 U	10 U	5 U	NA	10 U	NA	NA	10 U
Iron + Manganese	500 ST*	-	ug/l	17574	21401	17523.2	9143	9141	8022	7070.6	5183.8

NOTES:

NS: Not sampled

[REDACTED]: Concentration exceeds Standard/Guidance Value

U: Analyzed for but not detected, value shown is instrument detection limit

NA: Not analyzed

B: Compound detected above instrument detection
limit but below contract required detection limit

ST*: Standard for the sum of iron and manganese is 500 ug/l

Appendix A-2

SONIA ROAD LANDFILL
POST CLOSURE GROUNDWATER MONITORING PROGRAM
HISTORIC AND CURRENT SAMPLE RESULTS
INORGANIC PARAMETERS

CONSTITUENT	NYSDEC Class GA Groundwater Standards/Guidance Values	CAS #	SITE: DATE: UNITS:	MW-05D 11/12/03 (ug/l)	MW-05D 3/2/04 (ug/l)	MW-05D 5/25/04 (ug/l)	MW-05D 8/23/04 (ug/l)	MW-05D 11/10/04 (ug/l)	MW-05D 3/2/05 (ug/l)	MW-05D 5/31/05 (ug/l)	MW-05D 8/26/05 (ug/l)
Aluminum	-	7429-90-5	ug/l	NA	NA	32 B	NA	NA	80.8 B	NA	NA
Antimony	3 GV	7440-36-0	ug/l	NA	NA	1.6 U	NA	NA	3.6 U	NA	NA
Arsenic	25 ST	7440-38-2	ug/l	NA	NA	2.1 U	NA	NA	2.5 U	NA	NA
Barium	1000 ST	7440-39-3	ug/l	NA	NA	24.3 B	NA	NA	28.7 B	NA	NA
Beryllium	3 GV	7440-41-7	ug/l	NA	NA	0.14 B	NA	NA	0.19 U	NA	NA
Boron	1000 ST	7440-42-8	ug/l	NA	NA	38 B	NA	NA	49.8 B	NA	NA
Cadmium	5 ST	7440-43-9	ug/l	0.3 U	0.25 B	0.5 B	0.30 B	0.23 B	0.32 B	0.37 U	0.65 U
Calcium	-	7440-70-2	ug/l	20400	26000	17600	19900	20800	21800	19400	20100
Chromium Hexavalent	50 ST	18540-29-9	ug/l	NA	NA	20 U	NA	NA	20 U	NA	NA
Chromium Total	50 ST	7440-47-3	ug/l	NA	NA	1.9 B	NA	NA	1.4 B	NA	NA
Cobalt	-	7440-48-4	ug/l	NA	NA	1.5 B	NA	NA	1.8 B	NA	NA
Copper	200 ST	7440-50-8	ug/l	NA	NA	1.3 B	NA	NA	1.9 B	NA	NA
Iron	300 ST	7439-89-6	ug/l	257	893	99.9 B	35.6 B	32.8 B	43.6 B	6.7 B	61.2 B
Lead	25 ST	7439-92-1	ug/l	2.5 B	1.5 B	1.1 B	1.2 U	1.4 B	1.1 U	1.2 U	1.7 U
Magnesium	35000 GV	7439-95-4	ug/l	4110 B	5030	3630 B	3700 B	4040 B	4190 B	3730 B	3610 B
Manganese	300 ST	7439-96-5	ug/l	3570	3750	4750	5280	6200	6430	5710	6590
Mercury	0.7 ST	7439-97-6	ug/l	NA	NA	0.1 U	NA	NA	0.1 U	NA	NA
Nickel	100 ST	7440-02-0	ug/l	NA	NA	2.1 B	NA	NA	1.7 B	NA	NA
Potassium	-	7440-09-7	ug/l	6410	8980	5710	6430	6870	6490	5640	4490 B
Selenium	10 ST	7782-49-2	ug/l	NA	NA	1.8 U	NA	NA	3.0 U	NA	NA
Silver	50 ST	7440-22-4	ug/l	NA	NA	0.5 U	NA	NA	0.88 B	NA	NA
Sodium	20000 ST	7440-23-5	ug/l	12500	21100	12800	14200	14100	14800	13500	13300
Thallium	0.5 GV	7440-28-0	ug/l	NA	NA	1.9 U	NA	NA	2.7 U	NA	NA
Vanadium	-	7440-62-2	ug/l	NA	NA	1 U	NA	NA	1.8 U	NA	NA
Zinc	2000 ST	7440-66-6	ug/l	NA	NA	14.7 B	NA	NA	45.3	NA	NA
Cyanide	200 ST	0057-12-5	ug/l	NA	NA	10 U	NA	NA	10 U	NA	NA
Iron + Manganese	500 ST*	-	ug/l	3827	4643	4849.9	5315.6	6232.8	6473.6	5716.7	6651.2

NOTES:

NS: Not sampled

ST*: Standard for the sum of iron and manganese is 500 ug/l

█ : Concentration exceeds Standard/Guidance Value

U: Analyzed for but not detected, value shown is instrument detection limit

NA: Not analyzed

B : Compound detected above instrument detection
limit but below contract required detection limit

Appendix A-2

SONIA ROAD LANDFILL
POST CLOSURE GROUNDWATER MONITORING PROGRAM
HISTORIC AND CURRENT SAMPLE RESULTS
INORGANIC PARAMETERS

CONSTITUENT	NYSDEC Class GA Groundwater Standards/Guidance Values	CAS #	SITE: DATE: UNITS:	MW-05D 11/30/05 (ug/l)	MW-05D 3/1/06 (ug/l)	MW-05D (ug/l)	MW-05D (ug/l)	MW-05D (ug/l)	MW-05D (ug/l)	MW-05D (ug/l)	MW-05D (ug/l)
Aluminum	-	7429-90-5	ug/l	NA	NA						
Antimony	3 GV	7440-36-0	ug/l	NA	NA						
Arsenic	25 ST	7440-38-2	ug/l	NA	NA						
Barium	1000 ST	7440-39-3	ug/l	NA	NA						
Beryllium	3 GV	7440-41-7	ug/l	NA	NA						
Boron	1000 ST	7440-42-8	ug/l	NA	NA						
Cadmium	5 ST	7440-43-9	ug/l	0.43 U	0.31 B						
Calcium	-	7440-70-2	ug/l	19700	21600						
Chromium Hexavalent	50 ST	18540-29-9	ug/l	NA	NA						
Chromium Total	50 ST	7440-47-3	ug/l	NA	NA						
Cobalt	-	7440-48-4	ug/l	NA	NA						
Copper	200 ST	7440-50-8	ug/l	NA	NA						
Iron	300 ST	7439-89-6	ug/l	10 U	34.9 B						
Lead	25 ST	7439-92-1	ug/l	1.6 U	1.3 U						
Magnesium	35000 GV	7439-95-4	ug/l	3560 B	4200 B						
Manganese	300 ST	7439-96-5	ug/l	6750	7260						
Mercury	0.7 ST	7439-97-6	ug/l	NA	NA						
Nickel	100 ST	7440-02-0	ug/l	NA	NA						
Potassium	-	7440-09-7	ug/l	4660 B	6370						
Selenium	10 ST	7782-49-2	ug/l	NA	NA						
Silver	50 ST	7440-22-4	ug/l	NA	NA						
Sodium	20000 ST	7440-23-5	ug/l	12900	13900						
Thallium	0.5 GV	7440-28-0	ug/l	NA	NA						
Vanadium	-	7440-62-2	ug/l	NA	NA						
Zinc	2000 ST	7440-66-6	ug/l	NA	NA						
Cyanide	200 ST	0057-12-5	ug/l	NA	NA						
Iron + Manganese	500 ST*	-	ug/l	6750	7294.9						

NOTES:

NS: Not sampled

ST*: Standard for the sum of iron and manganese is 500 ug/l

[REDACTED]: Concentration exceeds Standard/Guidance Value

U: Analyzed for but not detected, value shown is instrument detection limit

NA: Not analyzed

B: Compound detected above instrument detection
limit but below contract required detection limit

Appendix A-2

**SONIA ROAD LANDFILL
POST CLOSURE GROUNDWATER MONITORING PROGRAM
HISTORIC AND CURRENT SAMPLE RESULTS
INORGANIC PARAMETERS**

CONSTITUENT	NYSDEC Class GA Groundwater Standards/Guidance Values	CAS #	SITE; DATE; UNITS:	MW-05I 10/29/97 (ug/l)	MW-05I 12/8/00 (ug/l)	MW-05I 2/2/01 (ug/l)	MW-05I 8/23/02 (ug/l)	MW-05I 11/22/02 (ug/l)	MW-05I 3/7/03 (ug/l)	MW-05I 6/3/03 (ug/l)	MW-05I 8/25/03 (ug/l)
Aluminum	-	7429-90-5	ug/l	330	12.2 U	15.8	NA	287	NA	NA	143 B
Antimony	3 GV	7440-36-0	ug/l	3 U	1.7 U	12.3 U	NA	3.1 U	NA	NA	3.5 U
Arsenic	25 ST	7440-38-2	ug/l	4.3	3.5	5.5	NA	4.5 U	NA	NA	3.2 U
Barium	1000 ST	7440-39-3	ug/l	17.8	50.4	57.7	NA	43.2 B	NA	NA	50.5 B
Beryllium	3 GV	7440-41-7	ug/l	0.1	0.1 U	0.1 U	NA	0.4 U	NA	NA	0.20 U
Boron	1000 ST	7440-42-8	ug/l	NA	176	138	NA	86 B	NA	NA	99.8 B
Cadmium	5 ST	7440-43-9	ug/l	0.3 U	0.4 U	0.36	0.1 U	0.5 U	0.1 U	0.10 U	0.30 U
Calcium	-	7440-70-2	ug/l	8280	39200	45300	28100	34500	36700	36000	34500
Chromium Hexavalent	50 ST	18540-29-9	ug/l	20 U	20 U	20 U	NA	20 U	NA	NA	20 U
Chromium Total	50 ST	7440-47-3	ug/l	3.3	3.5 U	0.6 U	NA	2.1 B	NA	NA	1.4 B
Cobalt	-	7440-48-4	ug/l	1.1 U	0.9 U	1.7 U	NA	1 U	NA	NA	2.1 U
Copper	200 ST	7440-50-8	ug/l	2.5	1.5 U	1.5 U	NA	2.3 B	NA	NA	3.8 B
Iron	300 ST	7439-89-6	ug/l	7250	14600	15400	7070	9080	10300	10900	4990
Lead	25 ST	7439-92-1	ug/l	3	1.4 U	1.1 U	3.5	2.9 B	1.5 U	1.5 U	1.6 B
Magnesium	35000 GV	7439-95-4	ug/l	1260	6780	8460	5000 B	5940	6570	6110	5460
Manganese	300 ST	7439-96-5	ug/l	1080	1160	1380	1130	1150	1270	1370	1170
Mercury	0.7 ST	7439-97-6	ug/l	0.1 U	0.1 U	0.1 U	NA	0.1 U	NA	NA	0.10 U
Nickel	100 ST	7440-02-0	ug/l	3.6	1.9 U	1.4 U	NA	1.8 B	NA	NA	1.6 B
Potassium	-	7440-09-7	ug/l	4820	14900	15300	9360	8270	14400	15400	12900
Selenium	10 ST	7782-49-2	ug/l	2.8 U	2.1	1.6	NA	2.4 U	NA	NA	3.8 U
Silver	50 ST	7440-22-4	ug/l	0.9 U	1.1	1.6 U	NA	1 U	NA	NA	1 U
Sodium	20000 ST	7440-23-5	ug/l	12500	20100	24100	17500	23600	27900	24000	20700
Thallium	0.5 GV	7440-28-0	ug/l	2.6 U	2.3 U	2.8 U	NA	4.2 U	NA	NA	2.5 U
Vanadium	-	7440-62-2	ug/l	1.2 U	0.7 U	1.7 U	NA	0.67 B	NA	NA	1.8 U
Zinc	2000 ST	7440-66-6	ug/l	95.3	4.6	3.6 U	NA	57.4	NA	NA	149
Cyanide	200 ST	0057-12-5	ug/l	10 U	10 U	5 U	NA	10 U	NA	NA	10 U
Iron + Manganese	500 ST*	-	ug/l	8330	15760	16780	8200	10230	11570	12270	6160

NOTES:

NS: Not sampled

: Concentration exceeds Standard/Guidance Value

U: Analyzed for but not detected, value shown is instrument detection limit

NA: Not analyzed

B : Compound detected above instrument detection
limit but below contract required detection limit

ST*: Standard for the sum of iron and manganese is 500 ug/l

Appendix A-2

SONIA ROAD LANDFILL
POST CLOSURE GROUNDWATER MONITORING PROGRAM
HISTORIC AND CURRENT SAMPLE RESULTS
INORGANIC PARAMETERS

CONSTITUENT	NYSDEC Class GA Groundwater Standards/Guidance Values	CAS #	SITE: DATE: UNITS:	MW-05I 11/12/03 (ug/l)	MW-05I 3/2/04 (ug/l)	MW-05I 5/25/04 (ug/l)	MW-05I 8/23/04 (ug/l)	MW-05I 11/10/04 (ug/l)	MW-05I 3/2/05 (ug/l)	MW-05I 5/31/05 (ug/l)	MW-05I 8/29/05 (ug/l)
Aluminum	-	7429-90-5	ug/l	NA	NA	49 B	NA	NA	98.6 B	NA	NA
Antimony	3 GV	7440-36-0	ug/l	NA	NA	2.3 B	NA	NA	3.6 U	NA	NA
Arsenic	25 ST	7440-38-2	ug/l	NA	NA	7 B	NA	NA	5.6 B	NA	NA
Barium	1000 ST	7440-39-3	ug/l	NA	NA	83.3 B	NA	NA	85.6 B	NA	NA
Beryllium	3 GV	7440-41-7	ug/l	NA	NA	0.1 U	NA	NA	0.19 U	NA	NA
Boron	1000 ST	7440-42-8	ug/l	NA	NA	139 B	NA	NA	132	NA	NA
Cadmium	5 ST	7440-43-9	ug/l	0.3 U	0.20 U	0.56 B	0.30 U	0.23 U	0.46 B	0.37 U	0.65 U
Calcium	-	7440-70-2	ug/l	43700	48100	49000	40200	55000	53400	51600	59200
Chromium Hexavalent	50 ST	18540-29-9	ug/l	NA	NA	20 U	NA	NA	20 U	NA	NA
Chromium Total	50 ST	7440-47-3	ug/l	NA	NA	0.6 U	NA	NA	0.63 U	NA	NA
Cobalt	-	7440-48-4	ug/l	NA	NA	0.9 U	NA	NA	1.3 U	NA	NA
Copper	200 ST	7440-50-8	ug/l	NA	NA	0.9 U	NA	NA	1.1 U	NA	NA
Iron	300 ST	7439-89-6	ug/l	14500	9820	11300	13400	20100	18200	17400	19200
Lead	25 ST	7439-92-1	ug/l	1.1 U	0.70 U	0.7 U	1.2 U	1.1 U	1.1 U	1.2 U	2.7 B
Magnesium	35000 GV	7439-95-4	ug/l	7340	8540	9360	6720	9750	9810	9170	8740
Manganese	300 ST	7439-96-5	ug/l	1360	883	1170	967	1260	909	899	1260
Mercury	0.7 ST	7439-97-6	ug/l	NA	NA	0.1 U	NA	NA	0.1 U	NA	NA
Nickel	100 ST	7440-02-0	ug/l	NA	NA	1.1 U	NA	NA	1.2 U	NA	NA
Potassium	-	7440-09-7	ug/l	22300	25500	21500	20300	23900	22300	19600	16300
Selenium	10 ST	7782-49-2	ug/l	NA	NA	1.8 U	NA	NA	3.0 U	NA	NA
Silver	50 ST	7440-22-4	ug/l	NA	NA	0.5 U	NA	NA	0.75 U	NA	NA
Sodium	20000 ST	7440-23-5	ug/l	34400	36400	29700	25300	28000	25500	25400	28500
Thallium	0.5 GV	7440-28-0	ug/l	NA	NA	1.9 U	NA	NA	2.7 U	NA	NA
Vanadium	-	7440-62-2	ug/l	NA	NA	1 U	NA	NA	1.8 U	NA	NA
Zinc	2000 ST	7440-66-6	ug/l	NA	NA	24.9 B	NA	NA	52.8	NA	NA
Cyanide	200 ST	0057-12-5	ug/l	NA	NA	10 U	NA	NA	10 U	NA	NA
Iron + Manganese	500 ST*	-	ug/l	15860	10703	12470	14367	21360	19109	18299	20460

NOTES:

NS: Not sampled

: Concentration exceeds Standard/Guidance Value

U: Analyzed for but not detected, value shown is instrument detection limit

NA: Not analyzed

B : Compound detected above instrument detection

limit but below contract required detection limit

ST*: Standard for the sum of iron and manganese is 500 ug/l

Appendix A-2

SONIA ROAD LANDFILL
POST CLOSURE GROUNDWATER MONITORING PROGRAM
HISTORIC AND CURRENT SAMPLE RESULTS
INORGANIC PARAMETERS

CONSTITUENT	NYSDEC Class GA Groundwater Standards/Guidance Values	CAS #	SITE: DATE: UNITS:	MW-05I 11/30/05 (ug/l)	MW-05I 3/1/06 (ug/l)	MW-05I (ug/l)	MW-05I (ug/l)	MW-05I (ug/l)	MW-05I (ug/l)	MW-05I (ug/l)	MW-05I (ug/l)
Aluminum	-	7429-90-5	ug/l	NA	NA						
Antimony	3 GV	7440-36-0	ug/l	NA	NA						
Arsenic	25 ST	7440-38-2	ug/l	NA	NA						
Barium	1000 ST	7440-39-3	ug/l	NA	NA						
Beryllium	3 GV	7440-41-7	ug/l	NA	NA						
Boron	1000 ST	7440-42-8	ug/l	NA	NA						
Cadmium	5 ST	7440-43-9	ug/l	0.43 U	0.26 U						
Calcium	-	7440-70-2	ug/l	73800	49200						
Chromium Hexavalent	50 ST	18540-29-9	ug/l	NA	NA						
Chromium Total	50 ST	7440-47-3	ug/l	NA	NA						
Cobalt	-	7440-48-4	ug/l	NA	NA						
Copper	200 ST	7440-50-8	ug/l	NA	NA						
Iron	300 ST	7439-89-6	ug/l	22600	15500						
Lead	25 ST	7439-92-1	ug/l	1.6 U	1.3 U						
Magnesium	35000 GV	7439-95-4	ug/l	9560	7510						
Manganese	300 ST	7439-96-5	ug/l	1500	1010						
Mercury	0.7 ST	7439-97-6	ug/l	NA	NA						
Nickel	100 ST	7440-02-0	ug/l	NA	NA						
Potassium	-	7440-09-7	ug/l	17500	18300						
Selenium	10 ST	7782-49-2	ug/l	NA	NA						
Silver	50 ST	7440-22-4	ug/l	NA	NA						
Sodium	20000 ST	7440-23-5	ug/l	37100	26200						
Thallium	0.5 GV	7440-28-0	ug/l	NA	NA						
Vanadium	-	7440-62-2	ug/l	NA	NA						
Zinc	2000 ST	7440-66-6	ug/l	NA	NA						
Cyanide	200 ST	0057-12-5	ug/l	NA	NA						
Iron + Manganese	500 ST*	-	ug/l	24100	16510						

NOTES:

NS: Not sampled

ST*: Standard for the sum of iron and manganese is 500 ug/l

[REDACTED] : Concentration exceeds Standard/Guidance Value

U: Analyzed for but not detected, value shown is instrument detection limit

NA: Not analyzed

B : Compound detected above instrument detection
limit but below contract required detection limit

Appendix A-2

**SONIA ROAD LANDFILL
POST CLOSURE GROUNDWATER MONITORING PROGRAM
HISTORIC AND CURRENT SAMPLE RESULTS
INORGANIC PARAMETERS**

CONSTITUENT	NYSDEC Class GA Groundwater Standards/Guidance Values	CAS #	SITE: DATE: UNITS:	MW-05S 10/29/97 (ug/l)	MW-05S 12/8/00 (ug/l)	MW-05S 2/2/01 (ug/l)	MW-05S 8/23/02 (ug/l)	MW-05S 11/22/02 (ug/l)	MW-05S 3/7/03 (ug/l)	MW-05S 6/5/03 (ug/l)	MW-05S 8/25/03 (ug/l)
Aluminum	-	7429-90-5	ug/l	121	234	313	NA	540	NA	NA	534
Antimony	3 GV	7440-36-0	ug/l	3 U	1.7 U	12.3 U	NA	4.5 B	NA	NA	3.5 U
Arsenic	25 ST	7440-38-2	ug/l	2.4 U	2.5 U	1.9 U	NA	4.5 U	NA	NA	6.0 B
Barium	1000 ST	7440-39-3	ug/l	296	214	206	NA	164 B	NA	NA	326
Beryllium	3 GV	7440-41-7	ug/l	0.13	0.23	0.3	NA	0.4 U	NA	NA	0.59 B
Boron	1000 ST	7440-42-8	ug/l	NA	254	226	NA	153	NA	NA	376
Cadmium	5 ST	7440-43-9	ug/l	0.3 U	0.4 U	0.2 U	0.10 U	0.5 U	0.10 U	0.10 U	0.30 U
Calcium	-	7440-70-2	ug/l	105000	93500	90500	71800	74500	74600	78100	102000
Chromium Hexavalent	50 ST	18540-29-9	ug/l	20 U	20 U	20 U	NA	20 U	NA	NA	20 U
Chromium Total	50 ST	7440-47-3	ug/l	6.5	3.5 U	1.7	NA	6 U	NA	NA	1.5 B
Cobalt	-	7440-48-4	ug/l	1.3	0.9 U	1.7 U	NA	1 U	NA	NA	7.4 B
Copper	200 ST	7440-50-8	ug/l	0.7 U	1.5 U	1.5 U	NA	5.4 B	NA	NA	2.9 B
Iron	300 ST	7439-89-6	ug/l	32000	28300	29800	28300	26100	22700	28100	38000
Lead	25 ST	7439-92-1	ug/l	1.0 U	2.9	2.5	0.80 U	1.7 B	1.5 U	1.6 B	1.1 B
Magnesium	35000 GV	7439-95-4	ug/l	17900	13300	12900	8580	7910	9790	10100	14700
Manganese	300 ST	7439-96-5	ug/l	3370	3860	3940	5100	5260	5500	6320	3460
Mercury	0.7 ST	7439-97-6	ug/l	0.1 U	0.1 U	0.1 U	NA	0.1 U	NA	NA	0.10 U
Nickel	100 ST	7440-02-0	ug/l	4.6	1.9 U	1.4 U	NA	8.0 B	NA	NA	5.3 B
Potassium	-	7440-09-7	ug/l	20600	14000	14300	10600	9940	11500	11900	13000
Selenium	10 ST	7782-49-2	ug/l	2.8 U	3.1	2.4	NA	2.4 U	NA	NA	3.8 U
Silver	50 ST	7440-22-4	ug/l	0.9 U	2.1	1.6 U	NA	1 U	NA	NA	1 U
Sodium	20000 ST	7440-23-5	ug/l	35000	28500	27300	28300	27700	25900	25500	24500
Thallium	0.5 GV	7440-28-0	ug/l	2.6 U	2.3 U	2.8 U	NA	4.2 U	NA	NA	2.5 U
Vanadium	-	7440-62-2	ug/l	1.8	2.5	2.6	NA	3.6 B	NA	NA	1.9 B
Zinc	2000 ST	7440-66-6	ug/l	25	2.2 U	3.6 U	NA	33.9	NA	NA	112
Cyanide	200 ST	0057-12-5	ug/l	10 U	10 U	5 U	NA	10 U	NA	NA	10 U
Iron + Manganese	500 ST*	-	ug/l	35370	32160	33740	33400	31360	28200	34420	41460

NOTES:

NS: Not sampled

: Concentration exceeds Standard/Guidance Value

U: Analyzed for but not detected, value shown is instrument detection limit

NA: Not analyzed

B: Compound detected above instrument detection
limit but below contract required detection limit

ST*: Standard for the sum of iron and manganese is 500 ug/l

Appendix A-2

SONIA ROAD LANDFILL
POST CLOSURE GROUNDWATER MONITORING PROGRAM
HISTORIC AND CURRENT SAMPLE RESULTS
INORGANIC PARAMETERS

CONSTITUENT	NYSDEC Class GA Groundwater Standards/Guidance Values	CAS #	SITE: DATE: UNITS:	MW-05S 11/12/03 (ug/l)	MW-05S 3/2/04 (ug/l)	MW-05S 5/25/04 (ug/l)	MW-05S 8/23/04 (ug/l)	MW-05S 11/10/04 (ug/l)	MW-05S 3/2/05 (ug/l)	MW-05S 5/31/05 (ug/l)	MW-05S 8/29/05 (ug/l)
Aluminum	-	7429-90-5	ug/l	NA	NA	721	NA	NA	214	NA	NA
Antimony	3 GV	7440-36-0	ug/l	NA	NA	1.6 U	NA	NA	3.6 U	NA	NA
Arsenic	25 ST	7440-38-2	ug/l	NA	NA	5 B	NA	NA	5.1 B	NA	NA
Barium	1000 ST	7440-39-3	ug/l	NA	NA	163 B	NA	NA	251	NA	NA
Beryllium	3 GV	7440-41-7	ug/l	NA	NA	0.68 B	NA	NA	0.41 B	NA	NA
Boron	1000 ST	7440-42-8	ug/l	NA	NA	122 B	NA	NA	158	NA	NA
Cadmium	5 ST	7440-43-9	ug/l	0.30 U	0.20 U	1.2 B	0.30 U	0.54 B	1.5 B	1.0 B	0.65 U
Calcium	-	7440-70-2	ug/l	102000	69500	49800	95800	86300	66900	88000	110000
Chromium Hexavalent	50 ST	18540-29-9	ug/l	NA	NA	20 U	NA	NA	20 U	NA	NA
Chromium Total	50 ST	7440-47-3	ug/l	NA	NA	2.5 B	NA	NA	0.91 B	NA	NA
Cobalt	-	7440-48-4	ug/l	NA	NA	14.7 B	NA	NA	11.3 B	NA	NA
Copper	200 ST	7440-50-8	ug/l	NA	NA	0.96 B	NA	NA	1.2 B	NA	NA
Iron	300 ST	7439-89-6	ug/l	23600	26000	31500	41500	29000	31600	45100	43300
Lead	25 ST	7439-92-1	ug/l	1.1 U	0.70 U	0.7 U	2.1 B	1.1 U	1.1 U	1.2 U	3.4
Magnesium	35000 GV	7439-95-4	ug/l	14200	9650	7280	12100	10900	9740	12200	14400
Manganese	300 ST	7439-96-5	ug/l	6780	4570	2570	4600	5910	3460	4940	5370
Mercury	0.7 ST	7439-97-6	ug/l	NA	NA	0.1 U	NA	NA	0.1 U	NA	NA
Nickel	100 ST	7440-02-0	ug/l	NA	NA	7.7 B	NA	NA	7.4 B	NA	NA
Potassium	-	7440-09-7	ug/l	14900	12500	8370	17000	14600	11900	16500	14400
Selenium	10 ST	7782-49-2	ug/l	NA	NA	1.8 U	NA	NA	3.0 U	NA	NA
Silver	50 ST	7440-22-4	ug/l	NA	NA	0.5 U	NA	NA	0.75 U	NA	NA
Sodium	20000 ST	7440-23-5	ug/l	27600	18600	14600	30300	29000	26700	36700	34900
Thallium	0.5 GV	7440-28-0	ug/l	NA	NA	1.9 U	NA	NA	2.7 U	NA	NA
Vanadium	-	7440-62-2	ug/l	NA	NA	1 U	NA	NA	2 B	NA	NA
Zinc	2000 ST	7440-66-6	ug/l	NA	NA	25 B	NA	NA	62.9	NA	NA
Cyanide	200 ST	0057-12-5	ug/l	NA	NA	10 U	NA	NA	10 U	NA	NA
Iron + Manganese	500 ST*	-	ug/l	30380	30570	34070	46100	34910	35060	50040	48670

NOTES:

NS: Not sampled

ST*: Standard for the sum of iron and manganese is 500 ug/l

█ : Concentration exceeds Standard/Guidance Value

U: Analyzed for but not detected, value shown is instrument detection limit

NA: Not analyzed

B : Compound detected above instrument detection
limit but below contract required detection limit

Appendix A-2

SONIA ROAD LANDFILL
 POST CLOSURE GROUNDWATER MONITORING PROGRAM
 HISTORIC AND CURRENT SAMPLE RESULTS
 INORGANIC PARAMETERS

CONSTITUENT	NYSDEC Class GA Groundwater Standards/Guidance Values	CAS #	SITE: DATE: UNITS:	MW-05S 11/30/05 (ug/l)	MW-05S 3/1/06 (ug/l)	MW-05S (ug/l)	MW-05S (ug/l)	MW-05S (ug/l)	MW-05S (ug/l)	MW-05S (ug/l)	MW-05S (ug/l)
Aluminum	-	7429-90-5	ug/l	NA	NA						
Antimony	3 GV	7440-36-0	ug/l	NA	NA						
Arsenic	25 ST	7440-38-2	ug/l	NA	NA						
Barium	1000 ST	7440-39-3	ug/l	NA	NA						
Beryllium	3 GV	7440-41-7	ug/l	NA	NA						
Boron	1000 ST	7440-42-8	ug/l	NA	NA						
Cadmium	5 ST	7440-43-9	ug/l	0.43 U	0.26 U						
Calcium	-	7440-70-2	ug/l	129000	141000						
Chromium Hexavalent	50 ST	18540-29-9	ug/l	NA	NA						
Chromium Total	50 ST	7440-47-3	ug/l	NA	NA						
Cobalt	-	7440-48-4	ug/l	NA	NA						
Copper	200 ST	7440-50-8	ug/l	NA	NA						
Iron	300 ST	7439-89-6	ug/l	44200	35400						
Lead	25 ST	7439-92-1	ug/l	1.6 U	1.3 U						
Magnesium	35000 GV	7439-95-4	ug/l	16900	20300						
Manganese	300 ST	7439-96-5	ug/l	5050	4640						
Mercury	0.7 ST	7439-97-6	ug/l	NA	NA						
Nickel	100 ST	7440-02-0	ug/l	NA	NA						
Potassium	-	7440-09-7	ug/l	17700	23700						
Selenium	10 ST	7782-49-2	ug/l	NA	NA						
Silver	50 ST	7440-22-4	ug/l	NA	NA						
Sodium	20000 ST	7440-23-5	ug/l	36500	43800						
Thallium	0.5 GV	7440-28-0	ug/l	NA	NA						
Vanadium	-	7440-62-2	ug/l	NA	NA						
Zinc	2000 ST	7440-66-6	ug/l	NA	NA						
Cyanide	200 ST	0057-12-5	ug/l	NA	NA						
Iron + Manganese	500 ST*	-	ug/l	50250	40040						

NOTES:

NS: Not sampled

ST*: Standard for the sum of iron and manganese is 500 ug/l

[REDACTED] : Concentration exceeds Standard/Guidance Value

U: Analyzed for but not detected, value shown is instrument detection limit

NA: Not analyzed

B : Compound detected above instrument detection
 limit but below contract required detection limit

Appendix A-2

SONIA ROAD LANDFILL
POST CLOSURE GROUNDWATER MONITORING PROGRAM
HISTORIC AND CURRENT SAMPLE RESULTS
INORGANIC PARAMETERS

CONSTITUENT	NYSDEC Class GA Groundwater Standards/Guidance Values	CAS #	SITE: DATE: UNITS:	MW-06D 10/28/97 (ug/l)	MW-06D 12/5/00 (ug/l)	MW-06D 1/31/01 (ug/l)	MW-06D 8/22/02 (ug/l)	MW-06D 11/20/02 (ug/l)	MW-06D 3/5/03 (ug/l)	MW-06D 6/5/03 (ug/l)	MW-06D 8/22/03 (ug/l)
Aluminum	-	7429-90-5	ug/l	320	12.2 U	14.9	NA	19.3 B	NA	NA	17.2 B
Antimony	3 GV	7440-36-0	ug/l	3 U	1.7 U	12.3 U	NA	4.6 B	NA	NA	3.5 U
Arsenic	25 ST	7440-38-2	ug/l	3.2	2.5 U	1.9 U	NA	4.5 U	NA	NA	3.2 U
Barium	1000 ST	7440-39-3	ug/l	15.1	23.8 B	20.1	NA	19 B	NA	NA	20.4 B
Beryllium	3 GV	7440-41-7	ug/l	0.1 U	0.1 U	0.1 U	NA	0.4 U	NA	NA	0.20 U
Boron	1000 ST	7440-42-8	ug/l	NA	44.7 B	63.6	NA	63.2 B	NA	NA	54.9 B
Cadmium	5 ST	7440-43-9	ug/l	0.3 U	0.4 U	0.2 U	0.16 B	0.5 U	0.10 U	0.10 U	0.30 U
Calcium	-	7440-70-2	ug/l	5070	4640 B	4290	7740	6460	7600	6200	5050
Chromium Hexavalent	50 ST	18540-29-9	ug/l	20 U	20 U	20 U	NA	20 U	NA	NA	20 U
Chromium Total	50 ST	7440-47-3	ug/l	1.3	3.5 U	0.6 U	NA	1.5 B	NA	NA	0.70 U
Cobalt	-	7440-48-4	ug/l	6.6	5.7 B	5.3	NA	6.2 B	NA	NA	5.3 B
Copper	200 ST	7440-50-8	ug/l	2.5	2.1 B	1.5 U	NA	6.6 B	NA	NA	1.3 B
Iron	300 ST	7439-89-6	ug/l	5220	5040	4000	6820	4120	6150	5330	4360
Lead	25 ST	7439-92-1	ug/l	1.0 U	1.4 U	1.1 U	0.80 U	1.4 U	1.5 U	2.6 B	0.80 U
Magnesium	35000 GV	7439-95-4	ug/l	2040	1930 B	1800	4020 B	3300 B	3580 B	2740 B	2080 B
Manganese	300 ST	7439-96-5	ug/l	6800	8160	7680	12800	9440	11700	11200	8720
Mercury	0.7 ST	7439-97-6	ug/l	0.1 U	0.1 U	0.1 U	NA	0.1 U	NA	NA	0.1 U
Nickel	100 ST	7440-02-0	ug/l	3.3	2.3 B	2	NA	5.2 B	NA	NA	2.8 B
Potassium	-	7440-09-7	ug/l	1140	1220 B	1260	1560 B	1180 B	1540 B	1680 B	1140 B
Selenium	10 ST	7782-49-2	ug/l	2.8 U	4.3 B	2.9	NA	5.2	NA	NA	3.8 U
Silver	50 ST	7440-22-4	ug/l	0.9 U	2.4 B	1.8	NA	1 U	NA	NA	1 U
Sodium	20000 ST	7440-23-5	ug/l	11600	20400	17700	11800	11000	11400	10900	8960
Thallium	0.5 GV	7440-28-0	ug/l	2.6 U	2.3 U	2.8 U	NA	4.2 U	NA	NA	2.5 U
Vanadium	-	7440-62-2	ug/l	1.2 U	0.7 U	1.7 U	NA	0.63 B	NA	NA	1.8 U
Zinc	2000 ST	7440-66-6	ug/l	75.1	3.8 B	3.6 U	NA	31.8	NA	NA	8.8 B
Cyanide	200 ST	0057-12-5	ug/l	10 U	10 U	5 U	NA	10 U	NA	NA	10 U
Iron + Manganese	500 ST*	-	ug/l	12020	13200	11680	19620	13560	17850	16530	13080

NOTES:

NS: Not sampled

ST*: Standard for the sum of iron and manganese is 500 ug/l

█ : Concentration exceeds Standard/Guidance Value

U: Analyzed for but not detected, value shown is instrument detection limit

NA: Not analyzed

B: Compound detected above instrument detection
limit but below contract required detection limit

Appendix A-2

SONIA ROAD LANDFILL
POST CLOSURE GROUNDWATER MONITORING PROGRAM
HISTORIC AND CURRENT SAMPLE RESULTS
INORGANIC PARAMETERS

CONSTITUENT	NYSDEC Class GA Groundwater Standards/Guidance Values	CAS #	SITE: DATE: UNITS:	MW-06D 11/11/03 (ug/l)	MW-06D 2/27/04 (ug/l)	MW-06D 5/24/04 (ug/l)	MW-06D 8/20/04 (ug/l)	MW-06D 11/9/04 (ug/l)	MW-06D 3/1/05 (ug/l)	MW-06D 5/27/05 (ug/l)	MW-06D 8/26/05 (ug/l)
Aluminum	-	7429-90-5	ug/l	NA	NA	87.6 B	NA	NA	105 B	NA	NA
Antimony	3 GV	7440-36-0	ug/l	NA	NA	1.6 U	NA	NA	3.6 U	NA	NA
Arsenic	25 ST	7440-38-2	ug/l	NA	NA	3.4 B	NA	NA	3.0 B	NA	NA
Barium	1000 ST	7440-39-3	ug/l	NA	NA	4 B	NA	NA	23.6 B	NA	NA
Beryllium	3 GV	7440-41-7	ug/l	NA	NA	0.1 U	NA	NA	0.34 B	NA	NA
Boron	1000 ST	7440-42-8	ug/l	NA	NA	55.8 B	NA	NA	57.8 B	NA	NA
Cadmium	5 ST	7440-43-9	ug/l	0.3 U	0.20 U	0.23 B	0.30 U	0.23 U	0.56 B	0.37 U	0.65 U
Calcium	-	7440-70-2	ug/l	5600	5820	6590	5290	5950	5600	5050	4940 B
Chromium Hexavalent	50 ST	18540-29-9	ug/l	NA	NA	20 U	NA	NA	20 U	NA	NA
Chromium Total	50 ST	7440-47-3	ug/l	NA	NA	0.96 B	NA	NA	2.2 B	NA	NA
Cobalt	-	7440-48-4	ug/l	NA	NA	0.9 B	NA	NA	5.9 B	NA	NA
Copper	200 ST	7440-50-8	ug/l	NA	NA	5.8 B	NA	NA	1.3 B	NA	NA
Iron	300 ST	7439-89-6	ug/l	5030	5120	1610	3580	4870	3360	1960	2970
Lead	25 ST	7439-92-1	ug/l	2.4 B	1.6 U	1.8 B	1.2 U	2.2 B	1.1 U	1.2 U	1.7 U
Magnesium	35000 GV	7439-95-4	ug/l	2390 B	2470 B	2530 B	2380 B	2490 B	2520 B	2440 B	2110 B
Manganese	300 ST	7439-96-5	ug/l	12500	10000	3730	8490	9160	9350	8530	9170
Mercury	0.7 ST	7439-97-6	ug/l	NA	NA	0.1 U	NA	NA	0.1 U	NA	NA
Nickel	100 ST	7440-02-0	ug/l	NA	NA	5.7 B	NA	NA	4.2 B	NA	NA
Potassium	-	7440-09-7	ug/l	1930 B	1340 B	1570 B	1440 B	1660 B	1590 B	1610 B	1180 B
Selenium	10 ST	7782-49-2	ug/l	NA	NA	1.8 U	NA	NA	3.0 B	NA	NA
Silver	50 ST	7440-22-4	ug/l	NA	NA	0.5 U	NA	NA	1.2 B	NA	NA
Sodium	20000 ST	7440-23-5	ug/l	8940	9980	7930	10100	9390	10100	10100	10200
Thallium	0.5 GV	7440-28-0	ug/l	NA	NA	1.9 U	NA	NA	2.7 U	NA	NA
Vanadium	-	7440-62-2	ug/l	NA	NA	1 U	NA	NA	1.8 U	NA	NA
Zinc	2000 ST	7440-66-6	ug/l	NA	NA	45.8	NA	NA	69.2	NA	NA
Cyanide	200 ST	0057-12-5	ug/l	NA	NA	10 U	NA	NA	10 U	NA	NA
Iron + Manganese	500 ST*	-	ug/l	17530	15120	5340	12070	14030	12710	10490	12140

NOTES:

NS: Not sampled

ST*: Standard for the sum of iron and manganese is 500 ug/l

☐: Concentration exceeds Standard/Guidance Value

U: Analyzed for but not detected, value shown is instrument detection limit

NA: Not analyzed

B: Compound detected above instrument detection

limit but below contract required detection limit

Appendix A-2

SONIA ROAD LANDFILL
POST CLOSURE GROUNDWATER MONITORING PROGRAM
HISTORIC AND CURRENT SAMPLE RESULTS
INORGANIC PARAMETERS

CONSTITUENT	NYSDEC Class GA Groundwater Standards/Guidance Values	CAS #	SITE: DATE: UNITS:	MW-06D 11/29/05 (ug/l)	MW-06D 2/28/06 (ug/l)	MW-06D (ug/l)	MW-06D (ug/l)	MW-06D (ug/l)	MW-06D (ug/l)	MW-06D (ug/l)	MW-06D (ug/l)
Aluminum	-	7429-90-5	ug/l	NA	NA						
Antimony	3 GV	7440-36-0	ug/l	NA	NA						
Arsenic	25 ST	7440-38-2	ug/l	NA	NA						
Barium	1000 ST	7440-39-3	ug/l	NA	NA						
Beryllium	3 GV	7440-41-7	ug/l	NA	NA						
Boron	1000 ST	7440-42-8	ug/l	NA	NA						
Cadmium	5 ST	7440-43-9	ug/l	0.43 U	0.26 U						
Calcium	-	7440-70-2	ug/l	4360 B	4920 B						
Chromium Hexavalent	50 ST	18540-29-9	ug/l	NA	NA						
Chromium Total	50 ST	7440-47-3	ug/l	NA	NA						
Cobalt	-	7440-48-4	ug/l	NA	NA						
Copper	200 ST	7440-50-8	ug/l	NA	NA						
Iron	300 ST	7439-89-6	ug/l	2590	2550						
Lead	25 ST	7439-92-1	ug/l	2.1 B	1.3 U						
Magnesium	35000 GV	7439-95-4	ug/l	1870 B	2340 B						
Manganese	300 ST	7439-96-5	ug/l	7620	7200						
Mercury	0.7 ST	7439-97-6	ug/l	NA	NA						
Nickel	100 ST	7440-02-0	ug/l	NA	NA						
Potassium	-	7440-09-7	ug/l	2050 B	1580 B						
Selenium	10 ST	7782-49-2	ug/l	NA	NA						
Silver	50 ST	7440-22-4	ug/l	NA	NA						
Sodium	20000 ST	7440-23-5	ug/l	9940	11300						
Thallium	0.5 GV	7440-28-0	ug/l	NA	NA						
Vanadium	-	7440-62-2	ug/l	NA	NA						
Zinc	2000 ST	7440-66-6	ug/l	NA	NA						
Cyanide	200 ST	0057-12-5	ug/l	NA	NA						
Iron + Manganese	500 ST*	-	ug/l	10210	9750						

NOTES:

NS: Not sampled

█ : Concentration exceeds Standard/Guidance Value

U: Analyzed for but not detected, value shown is instrument detection limit

NA: Not analyzed

B : Compound detected above instrument detection
limit but below contract required detection limit

ST*: Standard for the sum of iron and manganese is 500 ug/l

Appendix A-2

SONIA ROAD LANDFILL
POST CLOSURE GROUNDWATER MONITORING PROGRAM
HISTORIC AND CURRENT SAMPLE RESULTS
INORGANIC PARAMETERS

CONSTITUENT	NYSDEC Class GA Groundwater Standards/Guidance Values	CAS #	SITE: DATE: UNITS:	MW-06I 10/28/97 (ug/l)	MW-06I 12/5/00 (ug/l)	MW-06I 2/1/01 (ug/l)	MW-06I 8/21/02 (ug/l)	MW-06I 11/21/02 (ug/l)	MW-06I 3/5/03 (ug/l)	MW-06I 6/5/03 (ug/l)	MW-06I 8/22/03 (ug/l)
Aluminum	-	7429-90-5	ug/l	140	17.6 B	16.4	NA	38.8 B	NA	NA	14.2 B
Antimony	3 GV	7440-36-0	ug/l	3 U	1.7 U	12.3 U	NA	3.1 U	NA	NA	3.5 U
Arsenic	25 ST	7440-38-2	ug/l	4.3	2.5 U	2.6	NA	4.5 U	NA	NA	3.2 U
Barium	1000 ST	7440-39-3	ug/l	107	88.4 B	91.4	NA	39.9 B	NA	NA	51.5 B
Beryllium	3 GV	7440-41-7	ug/l	0.1	0.1 U	0.14	NA	0.4 U	NA	NA	0.2 U
Boron	1000 ST	7440-42-8	ug/l	NA	149	186	NA	209	NA	NA	357
Cadmium	5 ST	7440-43-9	ug/l	0.3 U	0.4 U	0.2 U	0.29 B	0.5 U	0.10 U	0.10 U	0.30 U
Calcium	-	7440-70-2	ug/l	33300	36900	36000	19700	19100	20500	20300	22400
Chromium Hexavalent	50 ST	18540-29-9	ug/l	20 U	20 U	20 U	NA	20 U	NA	NA	20 U
Chromium Total	50 ST	7440-47-3	ug/l	0.73	3.5 U	0.6 U	NA	1.5 B	NA	NA	0.70 U
Cobalt	-	7440-48-4	ug/l	6.4	3 B	2.3	NA	1.1 B	NA	NA	2.5 B
Copper	200 ST	7440-50-8	ug/l	3.9	2.6 B	1.5 U	NA	9.6 B	NA	NA	2.2 B
Iron	300 ST	7439-89-6	ug/l	6490	5150	3660	2660	1510	2320	1230	4740
Lead	25 ST	7439-92-1	ug/l	1	1.4 U	1.1 U	1.9 B	1.4 U	1.5 U	1.9 B	0.80 U
Magnesium	35000 GV	7439-95-4	ug/l	3810	4020 B	3680	1890 B	1980 B	1790 B	1970 B	2000 B
Manganese	300 ST	7439-96-5	ug/l	2100	805	807	383	277	392	278	843
Mercury	0.7 ST	7439-97-6	ug/l	0.1 U	0.1 U	0.1 U	NA	0.1 U	NA	NA	0.1 U
Nickel	100 ST	7440-02-0	ug/l	2	1.9 U	1.4 U	NA	2.7 B	NA	NA	1.5 B
Potassium	-	7440-09-7	ug/l	7680	8540	9670	5500	4310 B	5080	5200	5290
Selenium	10 ST	7782-49-2	ug/l	2.8 U	1.7 U	1.5 U	NA	2.4 U	NA	NA	3.8 U
Silver	50 ST	7440-22-4	ug/l	0.9 U	0.75 B	1.6 U	NA	1 U	NA	NA	1 U
Sodium	20000 ST	7440-23-5	ug/l	14000	19600	17400	10700	9230	9870	10000	11400
Thallium	0.5 GV	7440-28-0	ug/l	2.6 U	2.3 U	2.8 U	NA	4.2 U	NA	NA	2.5 U
Vanadium	-	7440-62-2	ug/l	1.2 U	0.7 U	1.7 U	NA	0.62 B	NA	NA	1.8 U
Zinc	2000 ST	7440-66-6	ug/l	61.4	5 B	3.6 U	NA	36.6	NA	NA	9.3 B
Cyanide	200 ST	0057-12-5	ug/l	10 U	10 U	5 U	NA	10 U	NA	NA	10 U
Iron + Manganese	500 ST*	-	ug/l	8590	5955	4467	3043	1787	2712	1508	5613

NOTES:

NS: Not sampled

ST*: Standard for the sum of iron and manganese is 500 ug/l

█ : Concentration exceeds Standard/Guidance Value

U: Analyzed for but not detected, value shown is instrument detection limit

NA: Not analyzed

B: Compound detected above instrument detection
limit but below contract required detection limit

Appendix A-2

SONIA ROAD LANDFILL
POST CLOSURE GROUNDWATER MONITORING PROGRAM
HISTORIC AND CURRENT SAMPLE RESULTS
INORGANIC PARAMETERS

CONSTITUENT	NYSDEC Class GA Groundwater Standards/Guidance Values	CAS #	SITE: DATE: UNITS:	MW-061 11/11/03 (ug/l)	MW-061 2/27/04 (ug/l)	MW-061 5/24/04 (ug/l)	MW-061 8/20/04 (ug/l)	MW-061 11/9/04 (ug/l)	MW-061 3/1/05 (ug/l)	MW-061 5/27/05 (ug/l)	MW-061 8/25/05 (ug/l)
Aluminum	-	7429-90-5	ug/l	NA	NA	59 B	NA	NA	88.6 B	NA	NA
Antimony	3 GV	7440-36-0	ug/l	NA	NA	1.6 U	NA	NA	3.6 U	NA	NA
Arsenic	25 ST	7440-38-2	ug/l	NA	NA	3.7 B	NA	NA	2.5 U	NA	NA
Barium	1000 ST	7440-39-3	ug/l	NA	NA	32.7 B	NA	NA	65.7 B	NA	NA
Beryllium	3 GV	7440-41-7	ug/l	NA	NA	0.1 U	NA	NA	0.19 U	NA	NA
Boron	1000 ST	7440-42-8	ug/l	NA	NA	398 B	NA	NA	223	NA	NA
Cadmium	5 ST	7440-43-9	ug/l	0.3 U	0.20 U	0.2 U	0.30 U	0.23 U	0.23 U	0.37 U	0.65 U
Calcium	-	7440-70-2	ug/l	21600	19700	18700	19600	29600	28600	24400	20100
Chromium Hexavalent	50 ST	18540-29-9	ug/l	NA	NA	20 U	NA	NA	20 U	NA	NA
Chromium Total	50 ST	7440-47-3	ug/l	NA	NA	0.69 B	NA	NA	0.63 U	NA	NA
Cobalt	-	7440-48-4	ug/l	NA	NA	1.2 B	NA	NA	1.3 U	NA	NA
Copper	200 ST	7440-50-8	ug/l	NA	NA	9.3 B	NA	NA	7.2 B	NA	NA
Iron	300 ST	7439-89-6	ug/l	4570	4510	2250	1580	3530	996	1750	1420
Lead	25 ST	7439-92-1	ug/l	1.1 U	1.6 U	0.7 U	1.2 U	1.7 B	1.1 U	1.2 U	1.7 U
Magnesium	35000 GV	7439-95-4	ug/l	2100 B	1930 B	2200 B	2020 B	3370 B	3770 B	2480 B	1680 B
Manganese	300 ST	7439-96-5	ug/l	861	807	325	229	844	248	407	262
Mercury	0.7 ST	7439-97-6	ug/l	NA	NA	0.1 U	NA	NA	0.1 U	NA	NA
Nickel	100 ST	7440-02-0	ug/l	NA	NA	4.5 B	NA	NA	2.5 B	NA	NA
Potassium	-	7440-09-7	ug/l	5990	4200 B	4520 B	4420 B	5450	5830	3870 B	3730 B
Selenium	10 ST	7782-49-2	ug/l	NA	NA	1.8 U	NA	NA	3.0 U	NA	NA
Silver	50 ST	7440-22-4	ug/l	NA	NA	0.5 U	NA	NA	1.4 B	NA	NA
Sodium	20000 ST	7440-23-5	ug/l	9000	9820	8590	13600	19500	22000	11700	13300
Thallium	0.5 GV	7440-28-0	ug/l	NA	NA	1.9 U	NA	NA	2.7 U	NA	NA
Vanadium	-	7440-62-2	ug/l	NA	NA	1 U	NA	NA	1.8 U	NA	NA
Zinc	2000 ST	7440-66-6	ug/l	NA	NA	26.8 B	NA	NA	43.5	NA	NA
Cyanide	200 ST	0057-12-5	ug/l	NA	NA	10 U	NA	NA	10 U	NA	NA
Iron + Manganese	500 ST*	-	ug/l	5431	5317	2575	1809	4374	1244	2157	1682

NOTES:

NS: Not sampled

█ : Concentration exceeds Standard/Guidance Value

U: Analyzed for but not detected, value shown is instrument detection limit

NA: Not analyzed

B : Compound detected above instrument detection
limit but below contract required detection limit

ST*: Standard for the sum of iron and manganese is 500 ug/l

Appendix A-2

SONIA ROAD LANDFILL
POST CLOSURE GROUNDWATER MONITORING PROGRAM
HISTORIC AND CURRENT SAMPLE RESULTS
INORGANIC PARAMETERS

CONSTITUENT	NYSDEC Class GA Groundwater Standards/Guidance Values	CAS #	SITE: DATE: UNITS:	MW-06I 11/29/05 (ug/l)	MW-06I 2/28/06 (ug/l)	MW-06I (ug/l)	MW-06I (ug/l)	MW-06I (ug/l)	MW-06I (ug/l)	MW-06I (ug/l)	MW-06I (ug/l)
Aluminum	-	7429-90-5	ug/l	NA	NA						
Antimony	3 GV	7440-36-0	ug/l	NA	NA						
Arsenic	25 ST	7440-38-2	ug/l	NA	NA						
Barium	1000 ST	7440-39-3	ug/l	NA	NA						
Beryllium	3 GV	7440-41-7	ug/l	NA	NA						
Boron	1000 ST	7440-42-8	ug/l	NA	NA						
Cadmium	5 ST	7440-43-9	ug/l	0.43 U	0.26 U						
Calcium	-	7440-70-2	ug/l	32000	45300						
Chromium Hexavalent	50 ST	18540-29-9	ug/l	NA	NA						
Chromium Total	50 ST	7440-47-3	ug/l	NA	NA						
Cobalt	-	7440-48-4	ug/l	NA	NA						
Copper	200 ST	7440-50-8	ug/l	NA	NA						
Iron	300 ST	7439-89-6	ug/l	3580	4080						
Lead	25 ST	7439-92-1	ug/l	2.3 B	1.3 U						
Magnesium	35000 GV	7439-95-4	ug/l	2260 B	3000 B						
Manganese	300 ST	7439-96-5	ug/l	600	831						
Mercury	0.7 ST	7439-97-6	ug/l	NA	NA						
Nickel	100 ST	7440-02-0	ug/l	NA	NA						
Potassium	-	7440-09-7	ug/l	5930	12700						
Selenium	10 ST	7782-49-2	ug/l	NA	NA						
Silver	50 ST	7440-22-4	ug/l	NA	NA						
Sodium	20000 ST	7440-23-5	ug/l	15100	26100						
Thallium	0.5 GV	7440-28-0	ug/l	NA	NA						
Vanadium	-	7440-62-2	ug/l	NA	NA						
Zinc	2000 ST	7440-66-6	ug/l	NA	NA						
Cyanide	200 ST	0057-12-5	ug/l	NA	NA						
Iron + Manganese	500 ST*	-	ug/l	4180	4911						

NOTES:

NS: Not sampled

ST*: Standard for the sum of iron and manganese is 500 ug/l

☐: Concentration exceeds Standard/Guidance Value

U: Analyzed for but not detected, value shown is instrument detection limit

NA: Not analyzed

B: Compound detected above instrument detection
limit but below contract required detection limit

Appendix A-2

SONIA ROAD LANDFILL
POST CLOSURE GROUNDWATER MONITORING PROGRAM
HISTORIC AND CURRENT SAMPLE RESULTS
INORGANIC PARAMETERS

CONSTITUENT	NYSDEC Class GA Groundwater Standards/Guidance Values	CAS #	SITE: DATE: UNITS:	MW-06S 10/28/97 (ug/l)	MW-06S 12/5/00 (ug/l)	MW-06S 2/1/01 (ug/l)	MW-06S 8/21/02 (ug/l)	MW-06S 11/20/02 (ug/l)	MW-06S 3/5/03 (ug/l)	MW-06S 6/5/03 (ug/l)	MW-06S 8/22/03 (ug/l)
Aluminum	-	7429-90-5	ug/l	96.2	45.5 B	12.1	NA	143 B	NA	NA	77.2 B
Antimony	3 GV	7440-36-0	ug/l	3 U	1.7 U	12.3 U	NA	3.9 B	NA	NA	3.5 U
Arsenic	25 ST	7440-38-2	ug/l	9.6	3.2 B	8	NA	5.2 B	NA	NA	6.0 B
Barium	1000 ST	7440-39-3	ug/l	306	121 B	101	NA	121 B	NA	NA	219
Beryllium	3 GV	7440-41-7	ug/l	0.1	0.1 U	0.1 U	NA	0.4 U	NA	NA	0.20 U
Boron	1000 ST	7440-42-8	ug/l	NA	162	183	NA	167	NA	NA	362
Cadmium	5 ST	7440-43-9	ug/l	0.3 U	0.4 U	0.2 U	0.17 B	0.5 U	0.10 U	0.10 U	0.30 U
Calcium	-	7440-70-2	ug/l	131000	64500	53100	61000	59500	571000	62400	114000
Chromium Hexavalent	50 ST	18540-29-9	ug/l	20 U	20 U	20 U	NA	20 U	NA	NA	20 U
Chromium Total	50 ST	7440-47-3	ug/l	1.3	3.5 U	0.6 U	NA	1.9 B	NA	NA	1.8 B
Cobalt	-	7440-48-4	ug/l	2.2	0.9 U	1.7 U	NA	2.9 B	NA	NA	5.0 B
Copper	200 ST	7440-50-8	ug/l	0.7 U	1.5 U	1.5 U	NA	2.9 B	NA	NA	2.9 B
Iron	300 ST	7439-89-6	ug/l	58700	48000	40000	37700	31900	25400	29000	46700
Lead	25 ST	7439-92-1	ug/l	1.0 U	1.4 B	1.9	1.3 B	1.4 U	1.5 U	1.5 U	0.86 B
Magnesium	35000 GV	7439-95-4	ug/l	16400	6280	4680	5550	5080	5480	6040	12300
Manganese	300 ST	7439-96-5	ug/l	837	543	430	804	1050	930	1790	2570
Mercury	0.7 ST	7439-97-6	ug/l	0.1 U	0.1 U	0.1 U	NA	0.1 U	NA	NA	0.1 U
Nickel	100 ST	7440-02-0	ug/l	1.3 U	1.9 U	1.4 U	NA	2.9 B	NA	NA	4.8 B
Potassium	-	7440-09-7	ug/l	18200	8250	8050	7460	6980	7490	8980	10900
Selenium	10 ST	7782-49-2	ug/l	2.8 U	1.7 U	1.5 U	NA	2.4 U	NA	NA	3.8 U
Silver	50 ST	7440-22-4	ug/l	0.9 U	0.63 B	1.6 U	NA	1 U	NA	NA	1 U
Sodium	20000 ST	7440-23-5	ug/l	18900	12800	13200	14900	13500	10300	13900	19100
Thallium	0.5 GV	7440-28-0	ug/l	2.6 U	2.3 U	2.8 U	NA	4.2 U	NA	NA	2.5 U
Vanadium	-	7440-62-2	ug/l	1.2 U	0.7 U	1.7 U	NA	2 B	NA	NA	1.8 U
Zinc	2000 ST	7440-66-6	ug/l	14.2	2.2 U	3.6 U	NA	6.1 B	NA	NA	67.6
Cyanide	200 ST	0057-12-5	ug/l	10 U	10 U	5 U	NA	10 U	NA	NA	10 U
Iron + Manganese	500 ST*	-	ug/l	59537	48543	40430	38504	32950	26330	30790	45270

NOTES:

NS: Not sampled

ST*: Standard for the sum of iron and manganese is 500 ug/l

[] : Concentration exceeds Standard/Guidance Value

U: Analyzed for but not detected, value shown is instrument detection limit

NA: Not analyzed

B: Compound detected above instrument detection
limit but below contract required detection limit

Appendix A-2

SONIA ROAD LANDFILL
POST CLOSURE GROUNDWATER MONITORING PROGRAM
HISTORIC AND CURRENT SAMPLE RESULTS
INORGANIC PARAMETERS

CONSTITUENT	NYSDEC Class GA Groundwater Standards/Guidance Values	CAS #	SITE: DATE: UNITS:	MW-06S 11/11/03 (ug/l)	MW-06S 2/27/04 (ug/l)	MW-06S 5/24/04 (ug/l)	MW-06S 8/20/04 (ug/l)	MW-06S 11/9/04 (ug/l)	MW-06S 3/1/05 (ug/l)	MW-06S 5/25/05 (ug/l)	MW-06S 8/25/05 (ug/l)
Aluminum	-	7429-90-5	ug/l	NA	NA	34.7 B	NA	NA	69.1 B	NA	NA
Antimony	3 GV	7440-36-0	ug/l	NA	NA	1.6 U	NA	NA	3.6 U	NA	NA
Arsenic	25 ST	7440-38-2	ug/l	NA	NA	6.4 B	NA	NA	7.3 B	NA	NA
Barium	1000 ST	7440-39-3	ug/l	NA	NA	125 B	NA	NA	137 B	NA	NA
Beryllium	3 GV	7440-41-7	ug/l	NA	NA	0.1 U	NA	NA	0.19 U	NA	NA
Boron	1000 ST	7440-42-8	ug/l	NA	NA	279 B	NA	NA	203	NA	NA
Cadmium	5 ST	7440-43-9	ug/l	0.3 U	0.20 U	0.61 B	0.30 U	0.57 B	1.1 B	0.65 U	0.65 U
Calcium	-	7440-70-2	ug/l	78800	96000	69000	107000	63700	58500	71580	96900
Chromium Hexavalent	50 ST	18540-29-9	ug/l	NA	NA	20 U	NA	NA	20 U	NA	NA
Chromium Total	50 ST	7440-47-3	ug/l	NA	NA	1.2 B	NA	NA	0.63 U	NA	NA
Cobalt	-	7440-48-4	ug/l	NA	NA	3 B	NA	NA	2.3 B	NA	NA
Copper	200 ST	7440-50-8	ug/l	NA	NA	0.9 U	NA	NA	1.1 U	NA	NA
Iron	300 ST	7439-89-6	ug/l	26500	43900	20700	52700	37500	34800	10120	37800
Lead	25 ST	7439-92-1	ug/l	1.1 U	1.6 U	0.7 U	1.5 B	1.1 U	1.1 U	1.9 B	1.7 U
Magnesium	35000 GV	7439-95-4	ug/l	8330	10800	9770	12800	6250	6490	11390	11800
Manganese	300 ST	7439-96-5	ug/l	2250	3190	1350	1230	1050	808	213	1210
Mercury	0.7 ST	7439-97-6	ug/l	NA	NA	0.1 U	NA	NA	0.1 U	NA	NA
Nickel	100 ST	7440-02-0	ug/l	NA	NA	1.6 B	NA	NA	1.5 B	NA	NA
Potassium	-	7440-09-7	ug/l	9660	13400	13200	15100	11200	11800	15740	11800
Selenium	10 ST	7782-49-2	ug/l	NA	NA	1.8 U	NA	NA	3.0 U	NA	NA
Silver	50 ST	7440-22-4	ug/l	NA	NA	0.5 U	NA	NA	0.84 B	NA	NA
Sodium	20000 ST	7440-23-5	ug/l	20400	17700	10400	20800	20300	21500	8140	23100
Thallium	0.5 GV	7440-28-0	ug/l	NA	NA	1.9 U	NA	NA	2.7 U	NA	NA
Vanadium	-	7440-62-2	ug/l	NA	NA	1 U	NA	NA	1.8 U	NA	NA
Zinc	2000 ST	7440-66-6	ug/l	NA	NA	8.4 B	NA	NA	49.9	NA	NA
Cyanide	200 ST	0057-12-5	ug/l	NA	NA	10 U	NA	NA	10 U	NA	NA
Iron + Manganese	500 ST*	-	ug/l	28750	47090	22050	53930	38550	35608	10333	39010

NOTES:

NS: Not sampled

ST*: Standard for the sum of iron and manganese is 500 ug/l

█: Concentration exceeds Standard/Guidance Value

U: Analyzed for but not detected, value shown is instrument detection limit

NA: Not analyzed

B: Compound detected above instrument detection
limit but below contract required detection limit

Appendix A-2

SONIA ROAD LANDFILL
POST CLOSURE GROUNDWATER MONITORING PROGRAM
HISTORIC AND CURRENT SAMPLE RESULTS
INORGANIC PARAMETERS

CONSTITUENT	NYSDEC Class GA Groundwater Standards/Guidance Values	CAS #	SITE: DATE: UNITS:	MW-06S 11/29/05 (ug/l)	MW-06S 2/28/06 (ug/l)	MW-06S (ug/l)	MW-06S (ug/l)	MW-06S (ug/l)	MW-06S (ug/l)	MW-06S (ug/l)
Aluminum	-	7429-90-5	ug/l	NA	NA					
Antimony	3 GV	7440-36-0	ug/l	NA	NA					
Arsenic	25 ST	7440-38-2	ug/l	NA	NA					
Barium	1000 ST	7440-39-3	ug/l	NA	NA					
Beryllium	3 GV	7440-41-7	ug/l	NA	NA					
Boron	1000 ST	7440-42-8	ug/l	NA	NA					
Cadmium	5 ST	7440-43-9	ug/l	0.43 U	0.32 B					
Calcium	-	7440-70-2	ug/l	87400	99700					
Chromium Hexavalent	50 ST	18540-29-9	ug/l	NA	NA					
Chromium Total	50 ST	7440-47-3	ug/l	NA	NA					
Cobalt	-	7440-48-4	ug/l	NA	NA					
Copper	200 ST	7440-50-8	ug/l	NA	NA					
Iron	300 ST	7439-89-6	ug/l	41700	35600					
Lead	25 ST	7439-92-1	ug/l	4.6	1.3 U					
Magnesium	35000 GV	7439-95-4	ug/l	10100	13000					
Manganese	300 ST	7439-96-5	ug/l	729	671					
Mercury	0.7 ST	7439-97-6	ug/l	NA	NA					
Nickel	100 ST	7440-02-0	ug/l	NA	NA					
Potassium	-	7440-09-7	ug/l	12100	15600					
Selenium	10 ST	7782-49-2	ug/l	NA	NA					
Silver	50 ST	7440-22-4	ug/l	NA	NA					
Sodium	20000 ST	7440-23-5	ug/l	22900	23500					
Thallium	0.5 GV	7440-28-0	ug/l	NA	NA					
Vanadium	-	7440-62-2	ug/l	NA	NA					
Zinc	2000 ST	7440-66-6	ug/l	NA	NA					
Cyanide	200 ST	0057-12-5	ug/l	NA	NA					
Iron + Manganese	500 ST*	-	ug/l	42429	36271					

NOTES:

NS: Not sampled

[REDACTED]: Concentration exceeds Standard/Guidance Value

U: Analyzed for but not detected, value shown is instrument detection limit

NA: Not analyzed

B: Compound detected above instrument detection
limit but below contract required detection limit

ST*: Standard for the sum of iron and manganese is 500 ug/l

Appendix A-2

SONIA ROAD LANDFILL
POST CLOSURE GROUNDWATER MONITORING PROGRAM
HISTORIC AND CURRENT SAMPLE RESULTS
INORGANIC PARAMETERS

CONSTITUENT	NYSDEC Class GA Groundwater Standards/Guidance Values	CAS #	SITE: DATE: UNITS:	MW-07I 10/28/97 (ug/l)	MW-07I 12/1/00 (ug/l)	MW-07I 1/31/01 (ug/l)	MW-07I 8/21/02 (ug/l)	MW-07I 11/20/02 (ug/l)	MW-07I 3/5/03 (ug/l)	MW-07I 6/3/03 (ug/l)	MW-07I 8/22/03 (ug/l)
Aluminum	-	7429-90-5	ug/l	90.1	16 B	23.6	NA	37.1 B	NA	NA	13.9
Antimony	3 GV	7440-36-0	ug/l	3 U	1.7 U	12.3 U	NA	3.1 U	NA	NA	3.5 U
Arsenic	25 ST	7440-38-2	ug/l	2.4 U	2.5 U	1.9 U	NA	4.5 U	NA	NA	3.2 U
Barium	1000 ST	7440-39-3	ug/l	32.2	39.6 B	29.3	NA	15.4 B	NA	NA	21.6 B
Beryllium	3 GV	7440-41-7	ug/l	0.1 U	0.1 U	0.1 U	NA	0.4 U	NA	NA	0.20 U
Boron	1000 ST	7440-42-8	ug/l	NA	33 B	45.4	NA	30.1 B	NA	NA	38.1 B
Cadmium	5 ST	7440-43-9	ug/l	0.47	0.4 U	0.2 U	0.29 B	0.5 U	0.12 B	0.10 U	0.30 U
Calcium	-	7440-70-2	ug/l	8890	20000	14700	9820	7360	8670	8420	8160
Chromium Hexavalent	50 ST	18540-29-9	ug/l	20 U	20 U	20 U	NA	20 U	NA	NA	20 U
Chromium Total	50 ST	7440-47-3	ug/l	0.8	3.5 U	0.6 U	NA	0.8 U	NA	NA	0.70 U
Cobalt	-	7440-48-4	ug/l	2.3	0.9 U	1.7 U	NA	1 U	NA	NA	2.1 U
Copper	200 ST	7440-50-8	ug/l	1.6	1.5 U	1.5 U	NA	3.9 B	NA	NA	1.3 B
Iron	300 ST	7439-89-6	ug/l	396	26.2 B	35.2	350	172	53.9 B	41.4 B	45.0 B
Lead	25 ST	7439-92-1	ug/l	2.8	1.4 U	1.1 U	1.6 B	1.5 B	1.5 U	1.5 U	0.80 U
Magnesium	35000 GV	7439-95-4	ug/l	1300	4310 B	3080	1630 B	1150 B	1470	1410 B	1060 B
Manganese	300 ST	7439-96-5	ug/l	519	6510	5140	2620	1390	2340	3320	2210
Mercury	0.7 ST	7439-97-6	ug/l	0.1 U	0.1 U	0.1 U	NA	0.1 U	NA	NA	0.10 U
Nickel	100 ST	7440-02-0	ug/l	1.8	1.9 U	1.4 U	NA	1.1 U	NA	NA	1.5 U
Potassium	-	7440-09-7	ug/l	3840	2590 B	2460	2330B	2000 B	2020 B	2580 B	2100 B
Selenium	10 ST	7782-49-2	ug/l	2.8 U	1.7 U	1.8	NA	2.4 U	NA	NA	3.8 U
Silver	50 ST	7440-22-4	ug/l	0.9 U	1 B	1.6 U	NA	1 U	NA	NA	1.0 U
Sodium	20000 ST	7440-23-5	ug/l	6950	22300	19600	10700	7960	9570	21100	10200
Thallium	0.5 GV	7440-28-0	ug/l	2.6 U	2.3 U	2.8 U	NA	4.2 U	NA	NA	2.5 U
Vanadium	-	7440-62-2	ug/l	1.2 U	0.7 U	1.7 U	NA	0.6 U	NA	NA	1.8 U
Zinc	2000 ST	7440-66-6	ug/l	51.7	3.8 B	3.6 U	NA	27.9	NA	NA	8.4 B
Cyanide	200 ST	0057-12-5	ug/l	10 U	10 U	5 U	NA	10 U	NA	NA	10 U
Iron + Manganese	500 ST*	-	ug/l	915	6536.2	5175.2	2970	1562	2393.9	3361.4	2255

NOTES:

NS: Not sampled

ST*: Standard for the sum of iron and manganese is 500 ug/l

[Redacted]: Concentration exceeds Standard/Guidance Value

U: Analyzed for but not detected, value shown is instrument detection limit

NA: Not analyzed

B: Compound detected above instrument detection
limit but below contract required detection limit

Appendix A-2

SONIA ROAD LANDFILL
POST CLOSURE GROUNDWATER MONITORING PROGRAM
HISTORIC AND CURRENT SAMPLE RESULTS
INORGANIC PARAMETERS

CONSTITUENT	NYSDEC Class GA Groundwater Standards/Guidance Values	CAS #	SITE: DATE: UNITS:	MW-07I 11/11/03 (ug/l)	MW-07I 2/27/04 (ug/l)	MW-07I 5/20/04 (ug/l)	MW-07I 8/20/04 (ug/l)	MW-07I 11/9/04 (ug/l)	MW-07I 2/28/05 (ug/l)	MW-07I 5/27/05 (ug/l)	MW-07I 8/24/05 (ug/l)
Aluminum	-	7429-90-5	ug/l	NA	NA	16.3 U	NA	NA	77.4 B	NA	NA
Antimony	3 GV	7440-36-0	ug/l	NA	NA	2.4 U	NA	NA	3.6 U	NA	NA
Arsenic	25 ST	7440-38-2	ug/l	NA	NA	3.6 U	NA	NA	2.5 U	NA	NA
Barium	1000 ST	7440-39-3	ug/l	NA	NA	34.3 B	NA	NA	29.3 B	NA	NA
Beryllium	3 GV	7440-41-7	ug/l	NA	NA	0.2 U	NA	NA	0.19 U	NA	NA
Boron	1000 ST	7440-42-8	ug/l	NA	NA	28.9 B	NA	NA	41.6 B	NA	NA
Cadmium	5 ST	7440-43-9	ug/l	0.3 U	0.36 B	0.3 U	0.30 U	0.24 B	0.26 B	0.37 U	0.65 U
Calcium	-	7440-70-2	ug/l	7020	12400	13300	10800	12200	12600	13900	17300
Chromium Hexavalent	50 ST	18540-29-9	ug/l	NA	NA	20 U	NA	NA	20 U	NA	NA
Chromium Total	50 ST	7440-47-3	ug/l	NA	NA	1.2 B	NA	NA	2.5 B	NA	NA
Cobalt	-	7440-48-4	ug/l	NA	NA	1.5 U	NA	NA	1.3 U	NA	NA
Copper	200 ST	7440-50-8	ug/l	NA	NA	4.2 B	NA	NA	1.4 B	NA	NA
Iron	300 ST	7439-89-6	ug/l	172	55.0 B	65.2 B	78.6 B	85.5 B	68.8 B	51.6 B	136
Lead	25 ST	7439-92-1	ug/l	1.1 U	1.6 U	1.2 U	1.2 U	1.3 B	1.1 B	1.2 U	2.2 B
Magnesium	35000 GV	7439-95-4	ug/l	1290 B	1960 B	2150 B	1660 B	1940 B	2040 B	2310 B	2340 B
Manganese	300 ST	7439-96-5	ug/l	1210	4770	5700	4490	5050	4800	4700	3730
Mercury	0.7 ST	7439-97-6	ug/l	NA	NA	0.1 U	NA	NA	0.1 U	NA	NA
Nickel	100 ST	7440-02-0	ug/l	NA	NA	1.6 U	NA	NA	1.2 U	NA	NA
Potassium	-	7440-09-7	ug/l	1730 B	2600 B	2450 B	3470 B	3100 B	2790 B	2660 B	2080 B
Selenium	10 ST	7782-49-2	ug/l	NA	NA	2.1 U	NA	NA	3.0 U	NA	NA
Silver	50 ST	7440-22-4	ug/l	NA	NA	0.5 B	NA	NA	0.75 U	NA	NA
Sodium	20000 ST	7440-23-5	ug/l	7950	13200	15700	18200	16500	16600	16500	15700
Thallium	0.5 GV	7440-28-0	ug/l	NA	NA	2.8 U	NA	NA	2.7 U	NA	NA
Vanadium	-	7440-62-2	ug/l	NA	NA	1.7 U	NA	NA	1.8 U	NA	NA
Zinc	2000 ST	7440-66-6	ug/l	NA	NA	20.4 B	NA	NA	47.7	NA	NA
Cyanide	200 ST	0057-12-5	ug/l	NA	NA	10 U	NA	NA	10 U	NA	NA
Iron + Manganese	500 ST*	-	ug/l	1382	4825	5765.2	4568.6	5135.5	4868.8	4751.6	3866

NOTES:

NS: Not sampled

█: Concentration exceeds Standard/Guidance Value

U: Analyzed for but not detected, value shown is instrument detection limit

NA: Not analyzed

B: Compound detected above instrument detection
limit but below contract required detection limit

ST*: Standard for the sum of iron and manganese is 500 ug/l

Appendix A-2

SONIA ROAD LANDFILL
 POST CLOSURE GROUNDWATER MONITORING PROGRAM
 HISTORIC AND CURRENT SAMPLE RESULTS
 INORGANIC PARAMETERS

CONSTITUENT	NYSDEC Class GA Groundwater Standards/Guidance Values	CAS #	SITE: DATE: UNITS:	MW-07I 11/29/05 (ug/l)	MW-07I 2/28/06 (ug/l)	MW-07I (ug/l)	MW-07I (ug/l)	MW-07I (ug/l)	MW-07I (ug/l)	MW-07I (ug/l)	MW-07I (ug/l)
Aluminum	-	7429-90-5	ug/l	NA	NA						
Antimony	3 GV	7440-36-0	ug/l	NA	NA						
Arsenic	25 ST	7440-38-2	ug/l	NA	NA						
Barium	1000 ST	7440-39-3	ug/l	NA	NA						
Beryllium	3 GV	7440-41-7	ug/l	NA	NA						
Boron	1000 ST	7440-42-8	ug/l	NA	NA						
Cadmium	5 ST	7440-43-9	ug/l	0.43 U	0.26 U						
Calcium	-	7440-70-2	ug/l	17700	13600						
Chromium Hexavalent	50 ST	18540-29-9	ug/l	NA	NA						
Chromium Total	50 ST	7440-47-3	ug/l	NA	NA						
Cobalt	-	7440-48-4	ug/l	NA	NA						
Copper	200 ST	7440-50-8	ug/l	NA	NA						
Iron	300 ST	7439-89-6	ug/l	72.3 B	87.0 B						
Lead	25 ST	7439-92-1	ug/l	3.1	1.3 U						
Magnesium	35000 GV	7439-95-4	ug/l	2490 B	2130 B						
Manganese	300 ST	7439-96-5	ug/l	2650	2940						
Mercury	0.7 ST	7439-97-6	ug/l	NA	NA						
Nickel	100 ST	7440-02-0	ug/l	NA	NA						
Potassium	-	7440-09-7	ug/l	2510 B	4210 B						
Selenium	10 ST	7782-49-2	ug/l	NA	NA						
Silver	50 ST	7440-22-4	ug/l	NA	NA						
Sodium	20000 ST	7440-23-5	ug/l	15200	14000						
Thallium	0.5 GV	7440-28-0	ug/l	NA	NA						
Vanadium	-	7440-62-2	ug/l	NA	NA						
Zinc	2000 ST	7440-66-6	ug/l	NA	NA						
Cyanide	200 ST	0057-12-5	ug/l	NA	NA						
Iron + Manganese	500 ST*	-	ug/l	2722.3	3027						

NOTES:

NS: Not sampled

[Redacted]: Concentration exceeds Standard/Guidance Value

U: Analyzed for but not detected, value shown is instrument detection limit

NA: Not analyzed

B : Compound detected above instrument detection
 limit but below contract required detection limit

ST*: Standard for the sum of iron and manganese is 500 ug/l

Appendix A-2

**SONIA ROAD LANDFILL
POST CLOSURE GROUNDWATER MONITORING PROGRAM
HISTORIC AND CURRENT SAMPLE RESULTS
INORGANIC PARAMETERS**

CONSTITUENT	NYSDEC Class GA Groundwater Standards/Guidance Values	CAS #	SITE: DATE: UNITS:	MW-11D 10/31/97 (ug/l)	MW-11D 12/13/00 (ug/l)	MW-11D 2/7/01 (ug/l)	MW-11D 8/22/02 (ug/l)	MW-11D 11/21/02 (ug/l)	MW-11D 3/6/03 (ug/l)	MW-11D 6/4/03 (ug/l)	MW-11D 8/21/03 (ug/l)
Aluminum	-	7429-90-5	ug/l	473	578	581	NA	717	NA	NA	629
Antimony	3 GV	7440-36-0	ug/l	3 U	1.7 U	12.3 U	NA	3.1 U	NA	NA	3.5 U
Arsenic	25 ST	7440-38-2	ug/l	2.4 U	2.5 U	1.9 U	NA	4.5 U	NA	NA	3.2 U
Barium	1000 ST	7440-39-3	ug/l	27.8	34	31.9	NA	37.1 B	NA	NA	38.4 B
Beryllium	3 GV	7440-41-7	ug/l	0.1 U	0.22	0.13	NA	0.4 U	NA	NA	0.20 U
Boron	1000 ST	7440-42-8	ug/l	NA	42.2	32.6	NA	311	NA	NA	144
Cadmium	5 ST	7440-43-9	ug/l	0.3 U	0.4 U	0.22	0.28 B	0.5 U	0.10 U	0.11 B	0.30 U
Calcium	-	7440-70-2	ug/l	7300	4290	5130	7280	6940	5900	6120	6990
Chromium Hexavalent	50 ST	18540-29-9	ug/l	20 U	20 U	20 U	NA	20 U	NA	NA	20 U
Chromium Total	50 ST	7440-47-3	ug/l	0.43	3.5 U	1.6	NA	1.6 B	NA	NA	1.3 B
Cobalt	-	7440-48-4	ug/l	1.1 U	0.9 U	1.7 U	NA	1 U	NA	NA	2.1 U
Copper	200 ST	7440-50-8	ug/l	0.7 U	2.3	1.5 U	NA	1.9 B	NA	NA	1.1 U
Iron	300 ST	7439-89-6	ug/l	153	16.7	30.6	566	261	155	59.9 B	43.5 B
Lead	25 ST	7439-92-1	ug/l	1 U	1.4 U	1.1 U	2.0 B	1.4 B	1.5 U	1.5 U	0.8 U
Magnesium	35000 GV	7439-95-4	ug/l	1330	1340	1440	1480 B	1810 B	1580 B	1650 B	1940 B
Manganese	300 ST	7439-96-5	ug/l	74.6	76.7	83.5	398	188	143	144	178
Mercury	0.7 ST	7439-97-6	ug/l	0.1 U	0.1 U	0.1 U	NA	0.1 U	NA	NA	0.10 U
Nickel	100 ST	7440-02-0	ug/l	2.1	5.3	5.8	NA	12 B	NA	NA	12.4 B
Potassium	-	7440-09-7	ug/l	10000	6950	7120	2530 B	5190	5200	6460	5530
Selenium	10 ST	7782-49-2	ug/l	2.8 U	1.7 U	2	NA	2.4 U	NA	NA	3.8 U
Silver	50 ST	7440-22-4	ug/l	0.9 U	1.2	1.6 U	NA	1 U	NA	NA	1 U
Sodium	20000 ST	7440-23-5	ug/l	8050	7840	7610	6010	9640	9940	10900	10500
Thallium	0.5 GV	7440-28-0	ug/l	2.7	2.3 U	2.8 U	NA	4.2 U	NA	NA	2.5 U
Vanadium	-	7440-62-2	ug/l	1.4	0.7 U	1.7 U	NA	0.6 U	NA	NA	1.8 U
Zinc	2000 ST	7440-66-6	ug/l	19	2.8	13.6	NA	21	NA	NA	6.0 B
Cyanide	200 ST	0057-12-5	ug/l	10 U	10 U	5 U	NA	10 U	NA	NA	10 U
Iron + Manganese	500 ST*	-	ug/l	227.6	93.4	114.1	964	449	298	203.9	221.5

NOTES:

NS: Not sampled

: Concentration exceeds Standard/Guidance Value

U: Analyzed for but not detected, value shown is instrument detection limit

NA: Not analyzed

B: Compound detected above instrument detection
limit but below contract required detection limit

ST*: Standard for the sum of iron and manganese is 500 ug/l

Appendix A-2

SONIA ROAD LANDFILL
POST CLOSURE GROUNDWATER MONITORING PROGRAM
HISTORIC AND CURRENT SAMPLE RESULTS
INORGANIC PARAMETERS

CONSTITUENT	NYSDEC Class GA Groundwater Standards/Guidance Values	CAS #	SITE: DATE: UNITS:	MW-11D 11/13/03 (ug/l)	MW-11D 3/1/04 (ug/l)	MW-11D 5/21/04 (ug/l)	MW-11D 8/24/04 (ug/l)	MW-11D 11/11/04 (ug/l)	MW-11D 2/24/05 (ug/l)	MW-11D 5/26/05 (ug/l)	MW-11D 8/25/05 (ug/l)
Aluminum	-	7429-90-5	ug/l	NA	NA	1250	NA	NA	1420	NA	NA
Antimony	3 GV	7440-36-0	ug/l	NA	NA	2.4 U	NA	NA	3.6 U	NA	NA
Arsenic	25 ST	7440-38-2	ug/l	NA	NA	3.6 U	NA	NA	2.5 U	NA	NA
Barium	1000 ST	7440-39-3	ug/l	NA	NA	47.4 B	NA	NA	55.2 B	NA	NA
Beryllium	3 GV	7440-41-7	ug/l	NA	NA	0.22 B	NA	NA	0.29 B	NA	NA
Boron	1000 ST	7440-42-8	ug/l	NA	NA	61 B	NA	NA	65.4 B	NA	NA
Cadmium	5 ST	7440-43-9	ug/l	0.3 U	0.22 B	0.3 U	0.57 B	0.23 U	2.8 B	0.65 U	0.65 U
Calcium	-	7440-70-2	ug/l	7920	8560	11800	14100	8100	11200	8680	7570
Chromium Hexavalent	50 ST	18540-29-9	ug/l	NA	NA	20 U	NA	NA	20 U	NA	NA
Chromium Total	50 ST	7440-47-3	ug/l	NA	NA	2.7 B	NA	NA	2.6 B	NA	NA
Cobalt	-	7440-48-4	ug/l	NA	NA	1.5 U	NA	NA	1.3 U	NA	NA
Copper	200 ST	7440-50-8	ug/l	NA	NA	3.3 B	NA	NA	2.4 B	NA	NA
Iron	300 ST	7439-89-6	ug/l	162	38.0 B	556	1190	97.7 B	511	268	145
Lead	25 ST	7439-92-1	ug/l	1.2 B	1.6 U	4.2	8.8	1.1 U	3.4	2.0 B	1.7 U
Magnesium	35000 GV	7439-95-4	ug/l	2140 B	2330 B	2080 B	2650 B	2050 B	2700 B	2150 B	1940 B
Manganese	300 ST	7439-96-5	ug/l	171	227	233	218	220	290	269	261
Mercury	0.7 ST	7439-97-6	ug/l	NA	NA	0.1 U	NA	NA	0.1 U	NA	NA
Nickel	100 ST	7440-02-0	ug/l	NA	NA	14 B	NA	NA	17.1 B	NA	NA
Potassium	-	7440-09-7	ug/l	7020	7170	6450	8810	8390	6750	5690	4900 B
Selenium	10 ST	7782-49-2	ug/l	NA	NA	2.1 U	NA	NA	3.0 U	NA	NA
Silver	50 ST	7440-22-4	ug/l	NA	NA	0.5 U	NA	NA	0.76 B	NA	NA
Sodium	20000 ST	7440-23-5	ug/l	11000	13300	10600	11700	13000	15800	11000	11200
Thallium	0.5 GV	7440-28-0	ug/l	NA	NA	2.8 U	NA	NA	2.7 U	NA	NA
Vanadium	-	7440-62-2	ug/l	NA	NA	1.7 U	NA	NA	2.1 B	NA	NA
Zinc	2000 ST	7440-66-6	ug/l	NA	NA	13 B	NA	NA	94	NA	NA
Cyanide	200 ST	0057-12-5	ug/l	NA	NA	10 U	NA	NA	10 U	NA	NA
Iron + Manganese	500 ST*	-	ug/l	333	265	789	1408	317.7	801	537	406

NOTES:

NS: Not sampled

: Concentration exceeds Standard/Guidance Value

U: Analyzed for but not detected, value shown is instrument detection limit

NA: Not analyzed

B: Compound detected above instrument detection
limit but below contract required detection limit

ST*: Standard for the sum of iron and manganese is 500 ug/l

Appendix A-2

SONIA ROAD LANDFILL
POST CLOSURE GROUNDWATER MONITORING PROGRAM
HISTORIC AND CURRENT SAMPLE RESULTS
INORGANIC PARAMETERS

CONSTITUENT	NYSDEC Class GA Groundwater Standards/Guidance Values	CAS #	SITE: DATE: UNITS:	MW-11D 11/28/05 (ug/l)	MW-11D 2/27/06 (ug/l)	MW-11D (ug/l)	MW-11D (ug/l)	MW-11D (ug/l)	MW-11D (ug/l)	MW-11D (ug/l)	MW-11D (ug/l)
Aluminum	-	7429-90-5	ug/l	NA	NA						
Antimony	3 GV	7440-36-0	ug/l	NA	NA						
Arsenic	25 ST	7440-38-2	ug/l	NA	NA						
Barium	1000 ST	7440-39-3	ug/l	NA	NA						
Beryllium	3 GV	7440-41-7	ug/l	NA	NA						
Boron	1000 ST	7440-42-8	ug/l	NA	NA						
Cadmium	5 ST	7440-43-9	ug/l	0.43 U	1.8 B						
Calcium	-	7440-70-2	ug/l	8870	16700						
Chromium Hexavalent	50 ST	18540-29-9	ug/l	NA	NA						
Chromium Total	50 ST	7440-47-3	ug/l	NA	NA						
Cobalt	-	7440-48-4	ug/l	NA	NA						
Copper	200 ST	7440-50-8	ug/l	NA	NA						
Iron	300 ST	7439-89-6	ug/l	177	1600						
Lead	25 ST	7439-92-1	ug/l	1.6 B	15.1						
Magnesium	35000 GV	7439-95-4	ug/l	2370 B	3400 B						
Manganese	300 ST	7439-96-5	ug/l	326	372						
Mercury	0.7 ST	7439-97-6	ug/l	NA	NA						
Nickel	100 ST	7440-02-0	ug/l	NA	NA						
Potassium	-	7440-09-7	ug/l	5580	6330						
Selenium	10 ST	7782-49-2	ug/l	NA	NA						
Silver	50 ST	7440-22-4	ug/l	NA	NA						
Sodium	20000 ST	7440-23-5	ug/l	12600	13500						
Thallium	0.5 GV	7440-28-0	ug/l	NA	NA						
Vanadium	-	7440-62-2	ug/l	NA	NA						
Zinc	2000 ST	7440-66-6	ug/l	NA	NA						
Cyanide	200 ST	0057-12-5	ug/l	NA	NA						
Iron + Manganese	500 ST*	-	ug/l	503	1972						

NOTES:

NS: Not sampled

[REDACTED]: Concentration exceeds Standard/Guidance Value

U: Analyzed for but not detected, value shown is instrument detection limit

NA: Not analyzed

B: Compound detected above instrument detection
limit but below contract required detection limit

ST*: Standard for the sum of iron and manganese is 500 ug/l

Appendix A-2

SONIA ROAD LANDFILL
POST CLOSURE GROUNDWATER MONITORING PROGRAM
HISTORIC AND CURRENT SAMPLE RESULTS
INORGANIC PARAMETERS

CONSTITUENT	NYSDEC Class GA Groundwater Standards/Guidance Values	CAS #	SITE: DATE: UNITS:	MW-11I 10/31/97 (ug/l)	MW-11I 12/13/00 (ug/l)	MW-11I 2/7/01 (ug/l)	MW-11I 8/22/02 (ug/l)	MW-11I 11/21/02 (ug/l)	MW-11I 3/6/03 (ug/l)	MW-11I 6/4/03 (ug/l)	MW-11I 8/21/03 (ug/l)
Aluminum	-	7429-90-5	ug/l	113	22.3	11.8 U	NA	32.8 B	NA	NA	23.8 B
Antimony	3 GV	7440-36-0	ug/l	3 U	1.7 U	12.3 U	NA	3.1 U	NA	NA	3.5 U
Arsenic	25 ST	7440-38-2	ug/l	2.4 U	2.5 U	1.9 U	NA	4.5 U	NA	NA	3.2 U
Barium	1000 ST	7440-39-3	ug/l	22.2	13.1	10.3	NA	12.3 B	NA	NA	46.1 B
Beryllium	3 GV	7440-41-7	ug/l	0.1 U	0.1 U	0.1 U	NA	0.4 U	NA	NA	0.20 U
Boron	1000 ST	7440-42-8	ug/l	NA	98.2	84	NA	207	NA	NA	124
Cadmium	5 ST	7440-43-9	ug/l	0.3 U	0.4 U	0.23	0.20 B	0.5 U	0.10 U	0.10 U	0.30 U
Calcium	-	7440-70-2	ug/l	10200	9570	9150	8810	15000	15400	16400	77300
Chromium Hexavalent	50 ST	18540-29-9	ug/l	20 U	20 U	20 U	NA	20 U	NA	NA	20 U
Chromium Total	50 ST	7440-47-3	ug/l	0.4 U	3.5 U	0.6 U	NA	2.2 B	NA	NA	177
Cobalt	-	7440-48-4	ug/l	4.7	4	3.2	NA	5 B	NA	NA	2.1 U
Copper	200 ST	7440-50-8	ug/l	3.1	2.4	1.5 U	NA	2.8 B	NA	NA	7.7 B
Iron	300 ST	7439-89-6	ug/l	191	24.1	10.2	313	130	63.3 B	58 B	908
Lead	25 ST	7439-92-1	ug/l	1.7 U	1.4 U	1.1 U	0.80 U	1.4 U	1.5 U	1.5 U	0.80 U
Magnesium	35000 GV	7439-95-4	ug/l	6510	2670	2670	2620 B	3740 B	3120 B	3180 B	6750
Manganese	300 ST	7439-96-5	ug/l	245	1590	1340	394	327	1000	1500	248
Mercury	0.7 ST	7439-97-6	ug/l	0.3 U	0.1 U	0.1 U	NA	0.1 U	NA	NA	0.10 U
Nickel	100 ST	7440-02-0	ug/l	4.3	3.5	2.5	NA	8.4 B	NA	NA	14.7 B
Potassium	-	7440-09-7	ug/l	3870	2690	2270	1640 B	1740 B	1830 B	2050 B	14700
Selenium	10 ST	7782-49-2	ug/l	8.4 U	1.7 U	1.5 U	NA	2.4 U	NA	NA	3.8 U
Silver	50 ST	7440-22-4	ug/l	2.8 U	1.7	1.6 U	NA	1 U	NA	NA	1 U
Sodium	20000 ST	7440-23-5	ug/l	11100	13200	10400	6680	9510	11400	12600	78800
Thallium	0.5 GV	7440-28-0	ug/l	2.3 U	2.3 U	2.8 U	NA	4.2 U	NA	NA	2.5 U
Vanadium	-	7440-62-2	ug/l	2.6 U	0.95	1.7 U	NA	0.6 U	NA	NA	1.8 U
Zinc	2000 ST	7440-66-6	ug/l	100	5.4	4.1	NA	51.4	NA	NA	8.6
Cyanide	200 ST	0057-12-5	ug/l	10 U	10 U	5 U	NA	10 U	NA	NA	10 U
Iron + Manganese	500 ST*	-	ug/l	436	1614.1	1350.2	707	457	1063.3	1558	1156

NOTES:

NS: Not sampled

: Concentration exceeds Standard/Guidance Value

U: Analyzed for but not detected, value shown is instrument detection limit

NA: Not analyzed

B: Compound detected above instrument detection
limit but below contract required detection limit

ST*: Standard for the sum of iron and manganese is 500 ug/l

Appendix A-2

SONIA ROAD LANDFILL
POST CLOSURE GROUNDWATER MONITORING PROGRAM
HISTORIC AND CURRENT SAMPLE RESULTS
INORGANIC PARAMETERS

CONSTITUENT	NYSDEC Class GA Groundwater Standards/Guidance Values	CAS #	SITE: DATE: UNITS:	MW-111 11/13/03 (ug/l)	MW-111 3/1/04 (ug/l)	MW-111 5/21/04 (ug/l)	MW-111 8/24/04 (ug/l)	MW-111 11/11/04 (ug/l)	MW-111 2/24/05 (ug/l)	MW-111 5/26/05 (ug/l)	MW-111 8/25/05 (ug/l)
Aluminum	-	7429-90-5	ug/l	NA	NA	16.3 U	NA	NA	384	NA	NA
Antimony	3 GV	7440-36-0	ug/l	NA	NA	2.4 U	NA	NA	3.6 U	NA	NA
Arsenic	25 ST	7440-38-2	ug/l	NA	NA	3.6 U	NA	NA	2.5 U	NA	NA
Barium	1000 ST	7440-39-3	ug/l	NA	NA	8.8 B	NA	NA	9.8 B	NA	NA
Beryllium	3 GV	7440-41-7	ug/l	NA	NA	0.2 U	NA	NA	0.19 U	NA	NA
Boron	1000 ST	7440-42-8	ug/l	NA	NA	148 B	NA	NA	327	NA	NA
Cadmium	5 ST	7440-43-9	ug/l	0.3 U	0.29 B	0.3 U	0.23 B	0.26 B	0.78 B	0.65 U	0.65 U
Calcium	-	7440-70-2	ug/l	7960	16400	14000	12000	12400	15000	15200	10900
Chromium Hexavalent	50 ST	18540-29-9	ug/l	NA	NA	20 U	NA	NA	20 U	NA	NA
Chromium Total	50 ST	7440-47-3	ug/l	NA	NA	0.6 U	NA	NA	1.9 B	NA	NA
Cobalt	-	7440-48-4	ug/l	NA	NA	25.9 B	NA	NA	26.9 B	NA	NA
Copper	200 ST	7440-50-8	ug/l	NA	NA	3.8 B	NA	NA	3.1 B	NA	NA
Iron	300 ST	7439-89-6	ug/l	56.5 B	31.2 B	29.7 B	26.2 B	30 B	410	25.6 B	53.4 B
Lead	25 ST	7439-92-1	ug/l	1.2 B	1.6 U	1.2 U	0.70 U	1.1 U	2.2 B	2.4 B	1.7 U
Magnesium	35000 GV	7439-95-4	ug/l	1400 B	2840 B	2480 B	2300 B	2250 B	2550 B	2860 B	2140 B
Manganese	300 ST	7439-96-5	ug/l	247	1630	1350	1430	1920	355	2360	1780
Mercury	0.7 ST	7439-97-6	ug/l	NA	NA	0.1 U	NA	NA	0.1 U	NA	NA
Nickel	100 ST	7440-02-0	ug/l	NA	NA	33.8 B	NA	NA	15.4 B	NA	NA
Potassium	-	7440-09-7	ug/l	1420 B	1690 B	1300 B	1720 B	1510 B	1490 B	1500 B	1160 B
Selenium	10 ST	7782-49-2	ug/l	NA	NA	2.6 B	NA	NA	3.0 U	NA	NA
Silver	50 ST	7440-22-4	ug/l	NA	NA	0.5 U	NA	NA	0.8 B	NA	NA
Sodium	20000 ST	7440-23-5	ug/l	13900	14400	6370	7180	8760	9660	12300	11900
Thallium	0.5 GV	7440-28-0	ug/l	NA	NA	2.8 U	NA	NA	2.7 U	NA	NA
Vanadium	-	7440-62-2	ug/l	NA	NA	1.7 U	NA	NA	1.8 U	NA	NA
Zinc	2000 ST	7440-66-6	ug/l	NA	NA	4.7 B	NA	NA	76.9	NA	NA
Cyanide	200 ST	0057-12-5	ug/l	NA	NA	10 U	NA	NA	10 U	NA	NA
Iron + Manganese	500 ST*	-	ug/l	303.5	1661.2	1379.7	1456.2	1950	765	2385.6	1833.4

NOTES:

NS: Not sampled

: Concentration exceeds Standard/Guidance Value

U: Analyzed for but not detected, value shown is instrument detection limit

NA: Not analyzed

B: Compound detected above instrument detection
limit but below contract required detection limit

ST*: Standard for the sum of iron and manganese is 500 ug/l

Appendix A-2

SONIA ROAD LANDFILL
 POST CLOSURE GROUNDWATER MONITORING PROGRAM
 HISTORIC AND CURRENT SAMPLE RESULTS
 INORGANIC PARAMETERS

CONSTITUENT	NYSDEC Class GA Groundwater Standards/Guidance Values	CAS #	SITE: DATE: UNITS:	MW-111 11/28/05 (ug/l)	MW-111 2/27/06 (ug/l)	MW-111 (ug/l)	MW-111 (ug/l)	MW-111 (ug/l)	MW-111 (ug/l)	MW-111 (ug/l)
Aluminum	-	7429-90-5	ug/l	NA	NA					
Antimony	3 GV	7440-36-0	ug/l	NA	NA					
Arsenic	25 ST	7440-38-2	ug/l	NA	NA					
Barium	1000 ST	7440-39-3	ug/l	NA	NA					
Beryllium	3 GV	7440-41-7	ug/l	NA	NA					
Boron	1000 ST	7440-42-8	ug/l	NA	NA					
Cadmium	5 ST	7440-43-9	ug/l	0.43 U	0.26 U					
Calcium	-	7440-70-2	ug/l	9880	13100					
Chromium Hexavalent	50 ST	18540-29-9	ug/l	NA	NA					
Chromium Total	50 ST	7440-47-3	ug/l	NA	NA					
Cobalt	-	7440-48-4	ug/l	NA	NA					
Copper	200 ST	7440-50-8	ug/l	NA	NA					
Iron	300 ST	7439-89-6	ug/l	12.6 B	28.2 B					
Lead	25 ST	7439-92-1	ug/l	1.6 U	1.3 U					
Magnesium	35000 GV	7439-95-4	ug/l	1960 B	2780 B					
Manganese	300 ST	7439-96-5	ug/l	1700	2560					
Mercury	0.7 ST	7439-97-6	ug/l	NA	NA					
Nickel	100 ST	7440-02-0	ug/l	NA	NA					
Potassium	-	7440-09-7	ug/l	1170 B	1910 B					
Selenium	10 ST	7782-49-2	ug/l	NA	NA					
Silver	50 ST	7440-22-4	ug/l	NA	NA					
Sodium	20000 ST	7440-23-5	ug/l	10400	14500					
Thallium	0.5 GV	7440-28-0	ug/l	NA	NA					
Vanadium	-	7440-62-2	ug/l	NA	NA					
Zinc	2000 ST	7440-66-6	ug/l	NA	NA					
Cyanide	200 ST	0057-12-5	ug/l	NA	NA					
Iron + Manganese	500 ST*	-	ug/l	1712.6	2588.2					

NOTES:

NS: Not sampled

[] : Concentration exceeds Standard/Guidance Value

U: Analyzed for but not detected, value shown is instrument detection limit

NA: Not analyzed

B : Compound detected above instrument detection
 limit but below contract required detection limit

ST*: Standard for the sum of iron and manganese is 500 ug/l

Appendix A-2

**SONIA ROAD LANDFILL
POST CLOSURE GROUNDWATER MONITORING PROGRAM
HISTORIC AND CURRENT SAMPLE RESULTS
INORGANIC PARAMETERS**

CONSTITUENT	NYSDEC Class GA Groundwater Standards/Guidance Values	CAS #	SITE: DATE: UNITS:	MW-11S 10/31/97 (ug/l)	MW-11S 12/13/00 (ug/l)	MW-11S 2/7/01 (ug/l)	MW-11S 8/22/02 (ug/l)	MW-11S 11/21/02 (ug/l)	MW-11S 3/6/03 (ug/l)	MW-11S 6/4/03 (ug/l)	MW-11S 8/21/03 (ug/l)
Aluminum	-	7429-90-5	ug/l	703	31.7	47.7	NA	127 B	NA	NA	17.4 B
Antimony	3 GV	7440-36-0	ug/l	3 U	1.7 U	12.3 U	NA	3.1 U	NA	NA	3.5 U
Arsenic	25 ST	7440-38-2	ug/l	2.4 U	2.5 U	1.9 U	NA	4.5 U	NA	NA	3.2 U
Barium	1000 ST	7440-39-3	ug/l	30.5	27.3	24.1	NA	28.3 B	NA	NA	8.8 B
Beryllium	3 GV	7440-41-7	ug/l	0.1 U	0.1 U	0.1 U	NA	0.4 U	NA	NA	0.20 U
Boron	1000 ST	7440-42-8	ug/l	NA	635	630	NA	206	NA	NA	160
Cadmium	5 ST	7440-43-9	ug/l	0.3 U	0.4 U	0.2 U	0.10 U	0.5 U	0.10 U	0.10 U	0.30 U
Calcium	-	7440-70-2	ug/l	39100	58600	53800	46600	51800	51500	78300	9900
Chromium Hexavalent	50 ST	18540-29-9	ug/l	20 U	20 U	20 U	NA	20 U	NA	NA	20 U
Chromium Total	50 ST	7440-47-3	ug/l	0.73	3.5 U	9.8	NA	38.9	NA	NA	0.70 U
Cobalt	-	7440-48-4	ug/l	2.1	1.4	1.8	NA	1.8 B	NA	NA	18.2 B
Copper	200 ST	7440-50-8	ug/l	3.2	3.2	3	NA	2.9 B	NA	NA	1.8 B
Iron	300 ST	7439-89-6	ug/l	739	45.6	65.1	4820	575	271	193	107
Lead	25 ST	7439-92-1	ug/l	1 U	1.4 U	1.1 U	0.80 U	1.4 U	1.5 U	1.5 B	0.80 U
Magnesium	35000 GV	7439-95-4	ug/l	4000	6250	5770	4090 B	5250	5880	7590	1750 B
Manganese	300 ST	7439-96-5	ug/l	1820	5290	4340	1230	1270	843	541	624
Mercury	0.7 ST	7439-97-6	ug/l	0.1 U	0.1 U	0.1 U	NA	0.1 U	NA	NA	0.10 U
Nickel	100 ST	7440-02-0	ug/l	2.6	3.1	3.3	NA	3.9 B	NA	NA	39.3 B
Potassium	-	7440-09-7	ug/l	8620	9070	7980	6970	6570	9540	15100	1390 B
Selenium	10 ST	7782-49-2	ug/l	2.8 U	3	3	NA	2.4 U	NA	NA	3.8 U
Silver	50 ST	7440-22-4	ug/l	0.9 U	3.6	1.6 U	NA	1 U	NA	NA	1 U
Sodium	20000 ST	7440-23-5	ug/l	43700	37900	26900	15000	16700	20300	54200	13600
Thallium	0.5 GV	7440-28-0	ug/l	3.2	2.3 U	2.8 U	NA	4.2 U	NA	NA	3.2 B
Vanadium	-	7440-62-2	ug/l	1.8	0.98	1.7 U	NA	0.97 B	NA	NA	1.8 U
Zinc	2000 ST	7440-66-6	ug/l	12.7	2.2 U	3.6 U	NA	15.2 B	NA	NA	6.6 B
Cyanide	200 ST	0057-12-5	ug/l	10 U	10 U	5 U	NA	10 U	NA	NA	10 U
Iron + Manganese	500 ST*	-	ug/l	2559	5335.6	4465.1	6050	1845	1114	734	731

NOTES:

NS: Not sampled

: Concentration exceeds Standard/Guidance Value

U: Analyzed for but not detected, value shown is instrument detection limit

NA: Not analyzed

B : Compound detected above instrument detection
limit but below contract required detection limit

ST*: Standard for the sum of iron and manganese is 500 ug/l

Appendix A-2

SONIA ROAD LANDFILL
POST CLOSURE GROUNDWATER MONITORING PROGRAM
HISTORIC AND CURRENT SAMPLE RESULTS
INORGANIC PARAMETERS

CONSTITUENT	NYSDEC Class GA Groundwater Standards/Guidance Values	CAS #	SITE: DATE: UNITS:	MW-11S 11/13/03 (ug/l)	MW-11S 3/1/04 (ug/l)	MW-11S 5/21/04 (ug/l)	MW-11S 8/24/04 (ug/l)	MW-11S 11/11/04 (ug/l)	MW-11S 2/24/05 (ug/l)	MW-11S 5/26/05 (ug/l)	MW-11S 8/25/05 (ug/l)
Aluminum	-	7429-90-5	ug/l	NA	NA	39.9 B	NA	NA	153 B	NA	NA
Antimony	3 GV	7440-36-0	ug/l	NA	NA	2.4 U	NA	NA	3.6 U	NA	NA
Arsenic	25 ST	7440-38-2	ug/l	NA	NA	3.6 U	NA	NA	2.5 U	NA	NA
Barium	1000 ST	7440-39-3	ug/l	NA	NA	31.4 B	NA	NA	28.8 B	NA	NA
Beryllium	3 GV	7440-41-7	ug/l	NA	NA	0.2 U	NA	NA	0.19 U	NA	NA
Boron	1000 ST	7440-42-8	ug/l	NA	NA	176 B	NA	NA	324	NA	NA
Cadmium	5 ST	7440-43-9	ug/l	0.3 U	0.20 U	0.3 U	0.20 U	0.23 U	0.23 B	0.65 U	0.65 U
Calcium	-	7440-70-2	ug/l	66600	94900	53300	63600	72800	73000	63500	58000
Chromium Hexavalent	50 ST	18540-29-9	ug/l	NA	NA	20 U	NA	NA	20 U	NA	NA
Chromium Total	50 ST	7440-47-3	ug/l	NA	NA	64.7	NA	NA	36.5	NA	NA
Cobalt	-	7440-48-4	ug/l	NA	NA	1.8 B	NA	NA	2.8 B	NA	NA
Copper	200 ST	7440-50-8	ug/l	NA	NA	8 B	NA	NA	5.9 B	NA	NA
Iron	300 ST	7439-89-6	ug/l	636	1310	772	40.4 B	67.9 B	708	392	160
Lead	25 ST	7439-92-1	ug/l	1.1 U	1.6 U	1.2 U	0.70 U	1.1 U	1.1 U	3.4	1.7 U
Magnesium	35000 GV	7439-95-4	ug/l	5100	7510	5430	5180	5330	6110	5590	4930 B
Manganese	300 ST	7439-96-5	ug/l	207	172	348	239	319	432	594	1240
Mercury	0.7 ST	7439-97-6	ug/l	NA	NA	0.1 U	NA	NA	0.1 U	NA	NA
Nickel	100 ST	7440-02-0	ug/l	NA	NA	10.2 B	NA	NA	5.5 B	NA	NA
Potassium	-	7440-09-7	ug/l	15100	13700	12000	15100	13000	12700	9800	9520
Selenium	10 ST	7782-49-2	ug/l	NA	NA	2.3 B	NA	NA	3.0 U	NA	NA
Silver	50 ST	7440-22-4	ug/l	NA	NA	0.5 U	NA	NA	0.75 U	NA	NA
Sodium	20000 ST	7440-23-5	ug/l	70700	47700	34300	45400	32900	42300	39900	41800
Thallium	0.5 GV	7440-28-0	ug/l	NA	NA	2.8 U	NA	NA	2.7 U	NA	NA
Vanadium	-	7440-62-2	ug/l	NA	NA	1.7 U	NA	NA	1.8 U	NA	NA
Zinc	2000 ST	7440-66-6	ug/l	NA	NA	3.9 B	NA	NA	46.3	NA	NA
Cyanide	200 ST	0057-12-5	ug/l	NA	NA	10 U	NA	NA	10 U	NA	NA
Iron + Manganese	500 ST*	-	ug/l	843	1482	1120	279.4	386.9	1140	986	1400

NOTES:

NS: Not sampled

ST*: Standard for the sum of iron and manganese is 500 ug/l

[Redacted] : Concentration exceeds Standard/Guidance Value

U: Analyzed for but not detected, value shown is instrument detection limit

NA: Not analyzed

B : Compound detected above instrument detection
limit but below contract required detection limit

Appendix A-2

SONIA ROAD LANDFILL
POST CLOSURE GROUNDWATER MONITORING PROGRAM
HISTORIC AND CURRENT SAMPLE RESULTS
INORGANIC PARAMETERS

CONSTITUENT	NYSDEC Class GA Groundwater Standards/Guidance Values	CAS #	SITE: DATE: UNITS:	MW-11S 11/28/05 (ug/l)	MW-11S 2/27/06 (ug/l)	MW-11S (ug/l)	MW-11S (ug/l)	MW-11S (ug/l)	MW-11S (ug/l)	MW-11S (ug/l)	MW-11S (ug/l)
Aluminum	-	7429-90-5	ug/l	NA	NA						
Antimony	3 GV	7440-36-0	ug/l	NA	NA						
Arsenic	25 ST	7440-38-2	ug/l	NA	NA						
Barium	1000 ST	7440-39-3	ug/l	NA	NA						
Beryllium	3 GV	7440-41-7	ug/l	NA	NA						
Boron	1000 ST	7440-42-8	ug/l	NA	NA						
Cadmium	5 ST	7440-43-9	ug/l	0.43 U	0.26 U						
Calcium	-	7440-70-2	ug/l	87000	77600						
Chromium Hexavalent	50 ST	18540-29-9	ug/l	NA	NA						
Chromium Total	50 ST	7440-47-3	ug/l	NA	NA						
Cobalt	-	7440-48-4	ug/l	NA	NA						
Copper	200 ST	7440-50-8	ug/l	NA	NA						
Iron	300 ST	7439-89-6	ug/l	37.2 B	150						
Lead	25 ST	7439-92-1	ug/l	1.6 U	1.3 U						
Magnesium	35000 GV	7439-95-4	ug/l	8110	7360						
Manganese	300 ST	7439-96-5	ug/l	1290	1970						
Mercury	0.7 ST	7439-97-6	ug/l	NA	NA						
Nickel	100 ST	7440-02-0	ug/l	NA	NA						
Potassium	-	7440-09-7	ug/l	14600	16100						
Selenium	10 ST	7782-49-2	ug/l	NA	NA						
Silver	50 ST	7440-22-4	ug/l	NA	NA						
Sodium	20000 ST	7440-23-5	ug/l	46900	47500						
Thallium	0.5 GV	7440-28-0	ug/l	NA	NA						
Vanadium	-	7440-62-2	ug/l	NA	NA						
Zinc	2000 ST	7440-66-6	ug/l	NA	NA						
Cyanide	200 ST	0057-12-5	ug/l	NA	NA						
Iron + Manganese	500 ST*	-	ug/l	1327.2	2120						

NOTES:

NS: Not sampled

█: Concentration exceeds Standard/Guidance Value

U: Analyzed for but not detected, value shown is instrument detection limit

NA: Not analyzed

B: Compound detected above instrument detection
limit but below contract required detection limit

ST*: Standard for the sum of iron and manganese is 500 ug/l

Appendix A-2

SONIA ROAD LANDFILL
POST CLOSURE GROUNDWATER MONITORING PROGRAM
HISTORIC AND CURRENT SAMPLE RESULTS
INORGANIC PARAMETERS

CONSTITUENT	NYSDEC Class GA Groundwater Standards/Guidance Values	CAS #	SITE: DATE: UNITS:	MW-12D 10/31/97 (ug/l)	MW-12D 12/8/00 (ug/l)	MW-12D 2/7/01 (ug/l)	MW-12D 8/22/02 (ug/l)	MW-12D 11/21/02 (ug/l)	MW-12D 3/6/03 (ug/l)	MW-12D 6/4/03 (ug/l)	MW-12D 8/21/03 (ug/l)
Aluminum	-	7429-90-5	ug/l	288	14.9	18.6	NA	43.5 B	NA	NA	19.9 B
Antimony	3 GV	7440-36-0	ug/l	3 U	1.7 U	12.3 U	NA	3.1 U	NA	NA	3.5 U
Arsenic	25 ST	7440-38-2	ug/l	2.4 U	2.5 U	1.9 U	NA	4.5 U	NA	NA	3.2 U
Barium	1000 ST	7440-39-3	ug/l	6.5	1.5	2.9 U	NA	3.4 B	NA	NA	2.2 B
Beryllium	3 GV	7440-41-7	ug/l	0.1 U	0.1 U	0.1 U	NA	0.4 U	NA	NA	0.20 U
Boron	1000 ST	7440-42-8	ug/l	NA	29.4	25.2	NA	16.1 B	NA	NA	24.8 B
Cadmium	5 ST	7440-43-9	ug/l	0.3 U	0.4 U	0.2 U	0.10 U	0.5 U	0.10 U	0.10 U	0.30 U
Calcium	-	7440-70-2	ug/l	8460	3180	3660	2580 B	3860 B	5990	6940	6600
Chromium Hexavalent	50 ST	18540-29-9	ug/l	20 U	20 U	20 U	NA	20 U	NA	NA	20 U
Chromium Total	50 ST	7440-47-3	ug/l	0.87	3.5 U	1	NA	2 B	NA	NA	0.70 U
Cobalt	-	7440-48-4	ug/l	1.1 U	0.9 U	1.7 U	NA	1 U	NA	NA	2.1 U
Copper	200 ST	7440-50-8	ug/l	2.4	1.5 U	1.5 U	NA	1.8 B	NA	NA	1.1 U
Iron	300 ST	7439-89-6	ug/l	312	20.9	16.5	129	132	12.4 B	33.2 B	23.6 U
Lead	25 ST	7439-92-1	ug/l	1 U	1.4 U	1.1 U	0.80 U	1.4 U	1.5 U	1.5 U	0.80 U
Magnesium	35000 GV	7439-95-4	ug/l	2330	1520	1760	1000 B	1590 B	2630 B	3080 B	2900 B
Manganese	300 ST	7439-96-5	ug/l	82.5	1.8	1.4	11.6 B	4.7 B	3.9 B	1.9 B	1.3 B
Mercury	0.7 ST	7439-97-6	ug/l	0.1 U	0.1 U	0.1 U	NA	0.1 U	NA	NA	0.10 U
Nickel	100 ST	7440-02-0	ug/l	1.3 U	1.9 U	1.4 U	NA	1.5 B	NA	NA	1.5 U
Potassium	-	7440-09-7	ug/l	837	554	673	552 B	438 B	551 B	833 B	481 B
Selenium	10 ST	7782-49-2	ug/l	2.8 U	1.7 U	1.5 U	NA	2.4 U	NA	NA	3.8 U
Silver	50 ST	7440-22-4	ug/l	0.9 U	1.4	1.6 U	NA	1 U	NA	NA	1 U
Sodium	20000 ST	7440-23-5	ug/l	8400	8610	9340	6450	6010	5770	6120	5490
Thallium	0.5 GV	7440-28-0	ug/l	2.6 U	2.3 U	2.8 U	NA	4.2 U	NA	NA	2.5 U
Vanadium	-	7440-62-2	ug/l	1.2	0.7 U	1.7 U	NA	0.60 U	NA	NA	1.8 U
Zinc	2000 ST	7440-66-6	ug/l	311	2.2 U	3.6 U	NA	24.1	NA	NA	2.4 B
Cyanide	200 ST	0057-12-5	ug/l	10 U	10 U	5 U	NA	10 U	NA	NA	10 U
Iron + Manganese	500 ST*	-	ug/l	394.5	22.7	17.9	129	136.7	16.3	35.1	24.9

NOTES:

NS: Not sampled

ST*: Standard for the sum of iron and manganese is 500 ug/l

[Redacted] : Concentration exceeds Standard/Guidance Value

U: Analyzed for but not detected, value shown is instrument detection limit

NA: Not analyzed

B : Compound detected above instrument detection
limit but below contract required detection limit

Appendix A-2

SONIA ROAD LANDFILL
POST CLOSURE GROUNDWATER MONITORING PROGRAM
HISTORIC AND CURRENT SAMPLE RESULTS
INORGANIC PARAMETERS

CONSTITUENT	NYSDEC Class GA Groundwater Standards/Guidance Values	CAS #	SITE: DATE: UNITS:	MW-12D 11/13/03 (ug/l)	MW-12D 3/1/04 (ug/l)	MW-12D 5/21/04 (ug/l)	MW-12D 8/24/04 (ug/l)	MW-12D 11/11/04 (ug/l)	MW-12D 2/24/05 (ug/l)	MW-12D 5/26/05 (ug/l)	MW-12D 8/25/05 (ug/l)
Aluminum	-	7429-90-5	ug/l	NA	NA	16.3 U	NA	NA	73.7 B	NA	NA
Antimony	3 GV	7440-36-0	ug/l	NA	NA	2.4 U	NA	NA	3.6 U	NA	NA
Arsenic	25 ST	7440-38-2	ug/l	NA	NA	3.6 U	NA	NA	2.5 U	NA	NA
Barium	1000 ST	7440-39-3	ug/l	NA	NA	4 U	NA	NA	1.7 U	NA	NA
Beryllium	3 GV	7440-41-7	ug/l	NA	NA	0.2 U	NA	NA	0.19 U	NA	NA
Boron	1000 ST	7440-42-8	ug/l	NA	NA	19.4 B	NA	NA	30.6 B	NA	NA
Cadmium	5 ST	7440-43-9	ug/l	0.3 U	0.57 B	0.3 U	0.20 U	0.23 U	0.23 U	0.65 U	0.68 B
Calcium	-	7440-70-2	ug/l	5460	4550 B	3540 B	3870 B	3910 B	3870 B	3050 B	2870 B
Chromium Hexavalent	50 ST	18540-29-9	ug/l	NA	NA	20 U	NA	NA	20 U	NA	NA
Chromium Total	50 ST	7440-47-3	ug/l	NA	NA	0.89 B	NA	NA	1.1 B	NA	NA
Cobalt	-	7440-48-4	ug/l	NA	NA	1.5 U	NA	NA	1.3 U	NA	NA
Copper	200 ST	7440-50-8	ug/l	NA	NA	2 B	NA	NA	1.1 U	NA	NA
Iron	300 ST	7439-89-6	ug/l	21.9 B	58.3 B	33 B	98.1 B	4.0 B	30.8 B	20.2 B	57.3 B
Lead	25 ST	7439-92-1	ug/l	1.3 B	1.6 U	1.2 U	0.70 U	1.1 U	1.1 U	1.7	2.4 B
Magnesium	35000 GV	7439-95-4	ug/l	2340 B	1940 B	1530 B	1720 B	1660 B	1640 B	1250 B	1210 B
Manganese	300 ST	7439-96-5	ug/l	1.8 B	3.1 B	2.6 B	1.4 B	0.58 B	1.0 B	1.2 U	1.9 B
Mercury	0.7 ST	7439-97-6	ug/l	NA	NA	0.1 U	NA	NA	0.1 U	NA	NA
Nickel	100 ST	7440-02-0	ug/l	NA	NA	1.6 U	NA	NA	1.2 U	NA	NA
Potassium	-	7440-09-7	ug/l	440 B	474 B	403 B	692 B	597 B	591 B	446 B	415 B
Selenium	10 ST	7782-49-2	ug/l	NA	NA	2.1 U	NA	NA	3.0 U	NA	NA
Silver	50 ST	7440-22-4	ug/l	NA	NA	0.5 U	NA	NA	0.75 U	NA	NA
Sodium	20000 ST	7440-23-5	ug/l	5090	5530	4890 B	5690	6310	6750	5950	6750
Thallium	0.5 GV	7440-28-0	ug/l	NA	NA	2.8 U	NA	NA	2.7 U	NA	NA
Vanadium	-	7440-62-2	ug/l	NA	NA	1.7 U	NA	NA	1.8 U	NA	NA
Zinc	2000 ST	7440-66-6	ug/l	NA	NA	3 B	NA	NA	56.6	NA	NA
Cyanide	200 ST	0057-12-5	ug/l	NA	NA	10 U	NA	NA	10.0 U	NA	NA
Iron + Manganese	500 ST*	-	ug/l	23.7	61.4	35.6	99.5	4.58	31.8	21.4	59.2

NOTES:

NS: Not sampled

ST*: Standard for the sum of iron and manganese is 500 ug/l

[REDACTED]: Concentration exceeds Standard/Guidance Value

U: Analyzed for but not detected, value shown is instrument detection limit

NA: Not analyzed

B: Compound detected above instrument detection
limit but below contract required detection limit

Appendix A-2

SONIA ROAD LANDFILL
POST CLOSURE GROUNDWATER MONITORING PROGRAM
HISTORIC AND CURRENT SAMPLE RESULTS
INORGANIC PARAMETERS

CONSTITUENT	NYSDEC Class GA Groundwater Standards/Guidance Values	CAS #	SITE: DATE: UNITS:	MW-12D 11/28/05 (ug/l)	MW-12D 2/27/06 (ug/l)	MW-12D (ug/l)	MW-12D (ug/l)	MW-12D (ug/l)	MW-12D (ug/l)	MW-12D (ug/l)	MW-12D (ug/l)
Aluminum	-	7429-90-5	ug/l	NA	NA						
Antimony	3 GV	7440-36-0	ug/l	NA	NA						
Arsenic	25 ST	7440-38-2	ug/l	NA	NA						
Barium	1000 ST	7440-39-3	ug/l	NA	NA						
Beryllium	3 GV	7440-41-7	ug/l	NA	NA						
Boron	1000 ST	7440-42-8	ug/l	NA	NA						
Cadmium	5 ST	7440-43-9	ug/l	0.43 U	0.26 U						
Calcium	-	7440-70-2	ug/l	3790 B	4650 B						
Chromium Hexavalent	50 ST	18540-29-9	ug/l	NA	NA						
Chromium Total	50 ST	7440-47-3	ug/l	NA	NA						
Cobalt	-	7440-48-4	ug/l	NA	NA						
Copper	200 ST	7440-50-8	ug/l	NA	NA						
Iron	300 ST	7439-89-6	ug/l	59.5 B	55.0 B						
Lead	25 ST	7439-92-1	ug/l	1.6 U	1.3 B						
Magnesium	35000 GV	7439-95-4	ug/l	1610 B	2110 B						
Manganese	300 ST	7439-96-5	ug/l	2.9 B	2.5 B						
Mercury	0.7 ST	7439-97-6	ug/l	NA	NA						
Nickel	100 ST	7440-02-0	ug/l	NA	NA						
Potassium	-	7440-09-7	ug/l	513 B	736 B						
Selenium	10 ST	7782-49-2	ug/l	NA	NA						
Silver	50 ST	7440-22-4	ug/l	NA	NA						
Sodium	20000 ST	7440-23-5	ug/l	7180	7230						
Thallium	0.5 GV	7440-28-0	ug/l	NA	NA						
Vanadium	-	7440-62-2	ug/l	NA	NA						
Zinc	2000 ST	7440-66-6	ug/l	NA	NA						
Cyanide	200 ST	0057-12-5	ug/l	NA	NA						
Iron + Manganese	500 ST*	-	ug/l	62.4	57.5						

NOTES:

NS: Not sampled

█: Concentration exceeds Standard/Guidance Value

U: Analyzed for but not detected, value shown is instrument detection limit

NA: Not analyzed

B: Compound detected above instrument detection
limit but below contract required detection limit

ST*: Standard for the sum of iron and manganese is 500 ug/l

Appendix A-2

SONIA ROAD LANDFILL
POST CLOSURE GROUNDWATER MONITORING PROGRAM
HISTORIC AND CURRENT SAMPLE RESULTS
INORGANIC PARAMETERS

CONSTITUENT	NYSDEC Class GA Groundwater Standards/Guidance Values	CAS #	SITE: DATE: UNITS:	MW-12I 1031/1997 (ug/l)	MW-12I 12/7/00 (ug/l)	MW-12I 2/8/01 (ug/l)	MW-12I 8/22/02 (ug/l)	MW-12I 11/21/02 (ug/l)	MW-12I 3/6/03 (ug/l)	MW-12I 6/4/03 (ug/l)	MW-12I 8/21/03 (ug/l)
Aluminum	-	7429-90-5	ug/l	281	38.1 B	13.5	NA	88.5 B	NA	NA	23.4 B
Antimony	3 GV	7440-36-0	ug/l	3 U	1.7 U	12.3 U	NA	3.1 U	NA	NA	3.5 U
Arsenic	25 ST	7440-38-2	ug/l	2.4 U	2.5 U	1.9 U	NA	4.5 U	NA	NA	3.2 U
Barium	1000 ST	7440-39-3	ug/l	25.1	20.2 B	12.6	NA	16.8 B	NA	NA	4.9 B
Beryllium	3 GV	7440-41-7	ug/l	0.1 U	0.1 U	0.1 U	NA	0.4 U	NA	NA	0.20 U
Boron	1000 ST	7440-42-8	ug/l	NA	865	423	NA	47.6 B	NA	NA	42.4 B
Cadmium	5 ST	7440-43-9	ug/l	0.3 U	0.4 U	0.2 U	0.10 U	0.5 U	0.10 U	0.10 U	0.30 U
Calcium	-	7440-70-2	ug/l	13000	13500	9680	4240 B	6480	4390 B	6470	4020 B
Chromium Hexavalent	50 ST	18540-29-9	ug/l	20 U	20 U	20 U	NA	20 U	NA	NA	20 U
Chromium Total	50 ST	7440-47-3	ug/l	0.4 U	3.5 U	0.6 U	NA	2.7 B	NA	NA	0.70 U
Cobalt	-	7440-48-4	ug/l	1.1 U	0.9 U	1.7 U	NA	1.2 B	NA	NA	2.1 U
Copper	200 ST	7440-50-8	ug/l	1	2.4 B	1.5 U	NA	2.8 B	NA	NA	1.1 U
Iron	300 ST	7439-89-6	ug/l	213	20.9 B	12.4	257	312	37.3 B	48.5 B	25.8 B
Lead	25 ST	7439-92-1	ug/l	1 U	1.4 U	1.1 U	0.80 U	1.9 B	1.5 U	1.5 U	0.80 U
Magnesium	35000 GV	7439-95-4	ug/l	4930	3600 B	2400	1220 B	1680 B	1250 B	2120 B	1260 B
Manganese	300 ST	7439-96-5	ug/l	1290	1300	1070	345	289	153	233	132
Mercury	0.7 ST	7439-97-6	ug/l	0.1 U	NA	0.1 U	NA	0.1 U	NA	NA	0.1 U
Nickel	100 ST	7440-02-0	ug/l	1.5	1.9 U	1.4 U	NA	3 B	NA	NA	1.5 U
Potassium	-	7440-09-7	ug/l	1520	2110 B	1810	915 B	1330 B	796 B	1180 B	692 B
Selenium	10 ST	7782-49-2	ug/l	2.8 U	1.7 U	1.5 U	NA	2.4 U	NA	NA	3.8 U
Silver	50 ST	7440-22-4	ug/l	0.9 U	0.65 B	1.6 U	NA	1 U	NA	NA	1 U
Sodium	20000 ST	7440-23-5	ug/l	10800	22500	13900	5820	6080	5320	8590	5990
Thallium	0.5 GV	7440-28-0	ug/l	2.6 U	2.3 U	2.8 U	NA	4.2 U	NA	NA	2.5 U
Vanadium	-	7440-62-2	ug/l	1.2 U	0.7 U	1.7 U	NA	1.4 B	NA	NA	1.8 U
Zinc	2000 ST	7440-66-6	ug/l	39.2	13.7 B	9	NA	44.9	NA	NA	8.2 B
Cyanide	200 ST	0057-12-5	ug/l	10 U	10 U	5 U	NA	10 U	NA	NA	10 U
Iron + Manganese	500 ST*	-	ug/l	1503	1320.9	1082.4	602	601	190.3	281.5	157.8

NOTES:

NS: Not sampled

█ : Concentration exceeds Standard/Guidance Value

U: Analyzed for but not detected, value shown is instrument detection limit

NA: Not analyzed

B : Compound detected above instrument detection
limit but below contract required detection limit

ST*: Standard for the sum of iron and manganese is 500 ug/l

Appendix A-2

SONIA ROAD LANDFILL
POST CLOSURE GROUNDWATER MONITORING PROGRAM
HISTORIC AND CURRENT SAMPLE RESULTS
INORGANIC PARAMETERS

CONSTITUENT	NYSDEC Class GA Groundwater Standards/Guidance Values	CAS #	SITE: DATE: UNITS:	MW-12I 11/13/03 (ug/l)	MW-12I 3/1/04 (ug/l)	MW-12I 5/21/04 (ug/l)	MW-12I 8/24/04 (ug/l)	MW-12I 11/11/04 (ug/l)	MW-12I 2/24/05 (ug/l)	MW-12I 5/26/05 (ug/l)	MW-12I 8/25/05 (ug/l)
Aluminum	-	7429-90-5	ug/l	NA	NA	18.2 B	NA	NA	1240	NA	NA
Antimony	3 GV	7440-36-0	ug/l	NA	NA	2.4 U	NA	NA	3.6 U	NA	NA
Arsenic	25 ST	7440-38-2	ug/l	NA	NA	3.6 U	NA	NA	2.5 U	NA	NA
Barium	1000 ST	7440-39-3	ug/l	NA	NA	6 B	NA	NA	54.7 B	NA	NA
Beryllium	3 GV	7440-41-7	ug/l	NA	NA	2 U	NA	NA	0.19 U	NA	NA
Boron	1000 ST	7440-42-8	ug/l	NA	NA	36.8 B	NA	NA	69.9 B	NA	NA
Cadmium	5 ST	7440-43-9	ug/l	0.3 U	0.21 B	0.3 U	0.39 B	0.32 B	1.2 B	0.65 U	0.65 U
Calcium	-	7440-70-2	ug/l	4040 B	3880 B	3270 B	5770	8850	21700	4200 B	6480
Chromium Hexavalent	50 ST	18540-29-9	ug/l	NA	NA	20 U	NA	NA	20 U	NA	NA
Chromium Total	50 ST	7440-47-3	ug/l	NA	NA	0.7 B	NA	NA	6.1 B	NA	NA
Cobalt	-	7440-48-4	ug/l	NA	NA	1.5 U	NA	NA	1.3 U	NA	NA
Copper	200 ST	7440-50-8	ug/l	NA	NA	3 B	NA	NA	8.2 B	NA	NA
Iron	300 ST	7439-89-6	ug/l	30.1 B	63.3 B	61.8 B	23.2 B	50.8 B	2810	148	122
Lead	25 ST	7439-92-1	ug/l	1.5 B	1.6 U	1.2 U	0.70 U	1.1 U	12.4	3.4	1.7 U
Magnesium	35000 GV	7439-95-4	ug/l	1280 B	1160 B	982 B	1840 B	2470 B	2980 B	1030 B	1810 B
Manganese	300 ST	7439-96-5	ug/l	125	127	86.4	222	392	213	133	214
Mercury	0.7 ST	7439-97-6	ug/l	NA	NA	0.1 U	NA	NA	0.1 U	NA	NA
Nickel	100 ST	7440-02-0	ug/l	NA	NA	1.6 U	NA	NA	6.1 B	NA	NA
Potassium	-	7440-09-7	ug/l	688 B	757 I	658 B	1280 B	1750 B	3620 B	973 B	1090 B
Selenium	10 ST	7782-49-2	ug/l	NA	NA	2.5 B	NA	NA	3.0 U	NA	NA
Silver	50 ST	7440-22-4	ug/l	NA	NA	0.5 U	NA	NA	0.75 U	NA	NA
Sodium	20000 ST	7440-23-5	ug/l	5900	5350	4700 B	7400	9940	24900	6960	9820
Thallium	0.5 GV	7440-28-0	ug/l	NA	NA	2.8 U	NA	NA	2.7 U	NA	NA
Vanadium	-	7440-62-2	ug/l	NA	NA	1.7 U	NA	NA	4.9 B	NA	NA
Zinc	2000 ST	7440-66-6	ug/l	NA	NA	19 B	NA	NA	298	NA	NA
Cyanide	200 ST	0057-12-5	ug/l	NA	NA	10 U	NA	NA	10 U	NA	NA
Iron + Manganese	500 ST*	-	ug/l	155.1	190.3	148.2	245.2	442.8	3023	281	336

NOTES:

NS: Not sampled

[REDACTED]: Concentration exceeds Standard/Guidance Value

U: Analyzed for but not detected, value shown is instrument detection limit

NA: Not analyzed

B: Compound detected above instrument detection
limit but below contract required detection limit

ST*: Standard for the sum of iron and manganese is 500 ug/l

Appendix A-2

SONIA ROAD LANDFILL
POST CLOSURE GROUNDWATER MONITORING PROGRAM
HISTORIC AND CURRENT SAMPLE RESULTS
INORGANIC PARAMETERS

CONSTITUENT	NYSDEC Class GA Groundwater Standards/Guidance Values	CAS #	SITE: DATE: UNITS:	MW-12I 11/28/05 (ug/l)	MW-12I 2/27/06 (ug/l)	MW-12I (ug/l)	MW-12I (ug/l)	MW-12I (ug/l)	MW-12I (ug/l)	MW-12I (ug/l)	MW-12I (ug/l)
Aluminum	-	7429-90-5	ug/l	NA	NA						
Antimony	3 GV	7440-36-0	ug/l	NA	NA						
Arsenic	25 ST	7440-38-2	ug/l	NA	NA						
Barium	1000 ST	7440-39-3	ug/l	NA	NA						
Beryllium	3 GV	7440-41-7	ug/l	NA	NA						
Boron	1000 ST	7440-42-8	ug/l	NA	NA						
Cadmium	5 ST	7440-43-9	ug/l	0.43 U	0.73 B						
Calcium	-	7440-70-2	ug/l	12600	21900						
Chromium Hexavalent	50 ST	18540-29-9	ug/l	NA	NA						
Chromium Total	50 ST	7440-47-3	ug/l	NA	NA						
Cobalt	-	7440-48-4	ug/l	NA	NA						
Copper	200 ST	7440-50-8	ug/l	NA	NA						
Iron	300 ST	7439-89-6	ug/l	13.4 B	249						
Lead	25 ST	7439-92-1	ug/l	1.6 U	5.3						
Magnesium	35000 GV	7439-95-4	ug/l	3390 B	3860 B						
Manganese	300 ST	7439-96-5	ug/l	443	389						
Mercury	0.7 ST	7439-97-6	ug/l	NA	NA						
Nickel	100 ST	7440-02-0	ug/l	NA	NA						
Potassium	-	7440-09-7	ug/l	2250 B	4080 B						
Selenium	10 ST	7782-49-2	ug/l	NA	NA						
Silver	50 ST	7440-22-4	ug/l	NA	NA						
Sodium	20000 ST	7440-23-5	ug/l	18600	17900						
Thallium	0.5 GV	7440-28-0	ug/l	NA	NA						
Vanadium	-	7440-62-2	ug/l	NA	NA						
Zinc	2000 ST	7440-66-6	ug/l	NA	NA						
Cyanide	200 ST	0057-12-5	ug/l	NA	NA						
Iron + Manganese	500 ST*	-	ug/l	456.4	63%						

NOTES:

NS: Not sampled

█: Concentration exceeds Standard/Guidance Value

U: Analyzed for but not detected, value shown is instrument detection limit

NA: Not analyzed

B: Compound detected above instrument detection
limit but below contract required detection limit

ST*: Standard for the sum of iron and manganese is 500 ug/l

Appendix A-2

SONIA ROAD LANDFILL
POST CLOSURE GROUNDWATER MONITORING PROGRAM
HISTORIC AND CURRENT SAMPLE RESULTS
INORGANIC PARAMETERS

CONSTITUENT	NYSDEC Class GA Groundwater Standards/Guidance Values	CAS #	SITE: DATE: UNITS:	MW-12S 10/31/97 (ug/l)	MW-12S 12/7/00 (ug/l)	MW-12S 2/5/01 (ug/l)	MW-12S 8/22/02 (ug/l)	MW-12S "F" 8/22/02 (ug/l)	MW-12S 11/21/02 (ug/l)	MW-12S 3/6/03 (ug/l)	MW-12S 6/4/03 (ug/l)	MW-12S 8/21/03 (ug/l)
Aluminum	-	7429-90-5	ug/l	275	135 B	109	NA	NA	182 B	NA	NA	13.9 U
Antimony	3 GV	7440-36-0	ug/l	3 U	1.7 U	12.3 U	NA	NA	3.1 U	NA	NA	3.5 U
Arsenic	25 ST	7440-38-2	ug/l	2.4 U	2.5 U	1.9 U	NA	NA	4.5 U	NA	NA	3.2 U
Barium	1000 ST	7440-39-3	ug/l	24.7	35.5 B	32.6	NA	NA	32.7 B	NA	NA	29.1 B
Beryllium	3 GV	7440-41-7	ug/l	0.1 U	0.1 U	0.1 U	NA	NA	0.4 U	NA	NA	0.20 U
Boron	1000 ST	7440-42-8	ug/l	NA	102	108	NA	NA	94.5 B	NA	NA	103
Cadmium	5 ST	7440-43-9	ug/l	0.3 U	0.4 U	0.2 U	0.10 U	0.10 U	0.5 U	0.10 U	0.10 U	0.30 U
Calcium	-	7440-70-2	ug/l	32500	33500	38700	45800	45600	42500	40400	28700	46600
Chromium Hexavalent	50 ST	18540-29-9	ug/l	20 U	20 U	20 U	NA	NA	20 U	NA	NA	20 U
Chromium Total	50 ST	7440-47-3	ug/l	8.3	8.7 B	3	NA	NA	52.5	NA	NA	9.5 B
Cobalt	-	7440-48-4	ug/l	1.1 U	0.9 U	1.7 U	NA	NA	1 U	NA	NA	2.1 U
Copper	200 ST	7440-50-8	ug/l	0.7 U	3.2 B	1.5 U	NA	NA	2.8 B	NA	NA	1.3 B
Iron	300 ST	7439-89-6	ug/l	326	170	88.4	23200	2390	504	231	81.8 B	63.5 B
Lead	25 ST	7439-92-1	ug/l	1.0 U	1.4 U	1.1 U	2.9 B	0.8 U	1.4 U	1.5 U	1.5 U	0.80 U
Magnesium	35000 GV	7439-95-4	ug/l	1730	1990 B	2280	2530 B	2430 B	2080 B	2070 B	1720 B	2470 B
Manganese	300 ST	7439-96-5	ug/l	29.2	45	14.1	247	36.2	20.3	45.8	4.8 B	3.4 B
Mercury	0.7 ST	7439-97-6	ug/l	0.1 U	0.1 U	0.1 U	NA	NA	0.1 U	NA	NA	0.1 U
Nickel	100 ST	7440-02-0	ug/l	1.3 U	3.5 B	1.4 U	NA	NA	2.7 B	NA	NA	2.6 B
Potassium	-	7440-09-7	ug/l	14700	14900	15400	14400	14200	10700	13500	9400	10700
Selenium	10 ST	7782-49-2	ug/l	2.8 U	1.7 U	1.5 U	NA	NA	2.4 U	NA	NA	3.8 U
Silver	50 ST	7440-22-4	ug/l	0.9 U	0.5 U	1.6 U	NA	NA	1 U	NA	NA	1 U
Sodium	20000 ST	7440-23-5	ug/l	17800	18000	21100	20200	20500	14300	75400	27000	16200
Thallium	0.5 GV	7440-28-0	ug/l	2.6 U	2.3 U	2.8 U	NA	NA	4.2 U	NA	NA	2.5 U
Vanadium	-	7440-62-2	ug/l	1.2 U	0.98 B	1.7 U	NA	NA	1.6 B	NA	NA	1.8 U
Zinc	2000 ST	7440-66-6	ug/l	15	2.2 U	3.6 U	NA	NA	13.9 B	NA	NA	5.3 B
Cyanide	200 ST	0057-12-5	ug/l	10 U	10 U	5 U	NA	NA	10 U	NA	NA	10 U
Iron + Manganese	500 ST*	-	ug/l	355.2	215	102.5	23447	2426.2	524.3	276.8	86.6	66.9

NOTES:

NS: Not sampled

[Redacted]: Concentration exceeds Standard/Guidance Value

U: Analyzed for but not detected, value shown is instrument detection limit

NA: Not analyzed

B: Compound detected above instrument detection
limit but below contract required detection limit

"F": Filtered by lab for dissolved metals

ST*: Standard for the sum of iron and manganese is 500 ug/l

Appendix A-2

SONIA ROAD LANDFILL
POST CLOSURE GROUNDWATER MONITORING PROGRAM
HISTORIC AND CURRENT SAMPLE RESULTS
INORGANIC PARAMETERS

CONSTITUENT	NYSDEC Class GA Groundwater Standards/Guidance Values	CAS #	SITE: DATE: UNITS:	MW-12S 11/13/03 (ug/l)	MW-12S 3/1/04 (ug/l)	MW-12S 5/21/04 (ug/l)	MW-12S 8/24/04 (ug/l)	MW-12S 11/11/04 (ug/l)	MW-12S 2/24/05 (ug/l)	MW-12S 5/26/05 (ug/l)	MW-12S 8/25/05 (ug/l)	MW-12S 11/28/05 (ug/l)
Aluminum	-	7429-90-5	ug/l	NA	NA	22.3 B	NA	NA	79.2 B	NA	NA	NA
Antimony	3 GV	7440-36-0	ug/l	NA	NA	2.4 U	NA	NA	3.6 U	NA	NA	NA
Arsenic	25 ST	7440-38-2	ug/l	NA	NA	3.6 U	NA	NA	2.5 U	NA	NA	NA
Barium	1000 ST	7440-39-3	ug/l	NA	NA	26.8 B	NA	NA	40 B	NA	NA	NA
Beryllium	3 GV	7440-41-7	ug/l	NA	NA	0.2 U	NA	NA	0.19 U	NA	NA	NA
Boron	1000 ST	7440-42-8	ug/l	NA	NA	57.3 B	NA	NA	66.5 B	NA	NA	NA
Cadmium	5 ST	7440-43-9	ug/l	0.3 U	0.20 U	0.3 U	0.20 U	0.23 U	0.23 U	0.65 U	0.65 U	0.43 U
Calcium	-	7440-70-2	ug/l	43000	46700	36300	46000	22700	63700	34700	32900	31100
Chromium Hexavalent	50 ST	18540-29-9	ug/l	NA	NA	20 U	NA	NA	20 U	NA	NA	NA
Chromium Total	50 ST	7440-47-3	ug/l	NA	NA	41.6	NA	NA	36.8	NA	NA	NA
Cobalt	-	7440-48-4	ug/l	NA	NA	1.5 U	NA	NA	1.3 U	NA	NA	NA
Copper	200 ST	7440-50-8	ug/l	NA	NA	3.9 B	NA	NA	3.5 B	NA	NA	NA
Iron	300 ST	7439-89-6	ug/l	40.6 B	324	330	203	310	287	796	1410	87.3 B
Lead	25 ST	7439-92-1	ug/l	1.6 B	1.6 U	1.2 U	0.70 U	1.1 U	1.1 U	2.8 B	1.7 U	1.6 U
Magnesium	35000 GV	7439-95-4	ug/l	2260 B	2580 B	1880 B	2820 B	1180 B	3990 B	1840 B	1660 B	1710 B
Manganese	300 ST	7439-96-5	ug/l	6.2 B	33.7	22.8	6.0 B	7.4 B	10.4 B	9.2 B	30.4	5.6 B
Mercury	0.7 ST	7439-97-6	ug/l	NA	NA	0.1 U	NA	NA	0.10 U	NA	NA	NA
Nickel	100 ST	7440-02-0	ug/l	NA	NA	10.6 B	NA	NA	16.1 B	NA	NA	NA
Potassium	-	7440-09-7	ug/l	26900	17500	15000	12600	7410	21500	13100	8730	12400
Selenium	10 ST	7782-49-2	ug/l	NA	NA	3.1 B	NA	NA	3.0 U	NA	NA	NA
Silver	50 ST	7440-22-4	ug/l	NA	NA	0.5 U	NA	NA	1.2 B	NA	NA	NA
Sodium	20000 ST	7440-23-5	ug/l	25900	38000	30300	45000	11800	145000	35700	34500	30700
Thallium	0.5 GV	7440-28-0	ug/l	NA	NA	2.8 U	NA	NA	2.7 U	NA	NA	NA
Vanadium	-	7440-62-2	ug/l	NA	NA	1.7 U	NA	NA	1.8 U	NA	NA	NA
Zinc	2000 ST	7440-66-6	ug/l	NA	NA	6 B	NA	NA	34	NA	NA	NA
Cyanide	200 ST	0057-12-5	ug/l	NA	NA	10 U	NA	NA	10 U	NA	NA	NA
Iron + Manganese	500 ST*	-	ug/l	46.8	357.7	352.8	209	317.4	297.4	805.2	1440.4	92.9

NOTES:

NS: Not sampled

[shaded box]: Concentration exceeds Standard/Guidance Value

U: Analyzed for but not detected, value shown is instrument detection limit

NA: Not analyzed

B: Compound detected above instrument detection
limit but below contract required detection limit

"F": Filtered by lab for dissolved metals

ST*: Standard for the sum of iron and manganese is 500 ug/l

Appendix A-2

SONIA ROAD LANDFILL
 POST CLOSURE GROUNDWATER MONITORING PROGRAM
 HISTORIC AND CURRENT SAMPLE RESULTS
 INORGANIC PARAMETERS

CONSTITUENT	NYSDEC Class GA Groundwater Standards/Guidance Values	CAS #	SITE: DATE: UNITS:	MW-12S 2/27/06 (ug/l)	MW-12S (ug/l)	MW-12S (ug/l)	MW-12S (ug/l)	MW-12S (ug/l)	MW-12S (ug/l)	MW-12S (ug/l)	MW-12S (ug/l)	MW-12S (ug/l)
Aluminum	-	7429-90-5	ug/l	NA								
Antimony	3 GV	7440-36-0	ug/l	NA								
Arsenic	25 ST	7440-38-2	ug/l	NA								
Barium	1000 ST	7440-39-3	ug/l	NA								
Beryllium	3 GV	7440-41-7	ug/l	NA								
Boron	1000 ST	7440-42-8	ug/l	NA								
Cadmium	5 ST	7440-43-9	ug/l	0.26 U								
Calcium	-	7440-70-2	ug/l	35100								
Chromium Hexavalent	50 ST	18540-29-9	ug/l	NA								
Chromium Total	50 ST	7440-47-3	ug/l	NA								
Cobalt	-	7440-48-4	ug/l	NA								
Copper	200 ST	7440-50-8	ug/l	NA								
Iron	300 ST	7439-89-6	ug/l	469								
Lead	25 ST	7439-92-1	ug/l	1.8 B								
Magnesium	35000 GV	7439-95-4	ug/l	2550 B								
Manganese	300 ST	7439-96-5	ug/l	13.3 B								
Mercury	0.7 ST	7439-97-6	ug/l	NA								
Nickel	100 ST	7440-02-0	ug/l	NA								
Potassium	-	7440-09-7	ug/l	13400								
Selenium	10 ST	7782-49-2	ug/l	NA								
Silver	50 ST	7440-22-4	ug/l	NA								
Sodium	20000 ST	7440-23-5	ug/l	43400								
Thallium	0.5 GV	7440-28-0	ug/l	NA								
Vanadium	-	7440-62-2	ug/l	NA								
Zinc	2000 ST	7440-66-6	ug/l	NA								
Cyanide	200 ST	0057-12-5	ug/l	NA								
Iron + Manganese	500 ST*	-	ug/l	482.3								

NOTES:

NS: Not sampled

[] : Concentration exceeds Standard/Guidance Value

U: Analyzed for but not detected, value shown is instrument detection limit

NA: Not analyzed

B : Compound detected above instrument detection
 limit but below contract required detection limit

"F": Filtered by lab for dissolved metals

ST*: Standard for the sum of iron and manganese is 500 ug/l

APPENDIX A-3

**HISTORIC GROUNDWATER SAMPLE RESULTS -
VOLATILE ORGANIC COMPOUNDS**

SONIA ROAD LANDFILL
POST CLOSURE GROUNDWATER MONITORING PROGRAM
HISTORIC AND CURRENT SAMPLE RESULTS
VOLATILE ORGANIC COMPOUNDS

Sample ID		MW-01D	MW-01D	MW-01D	MW-01D	MW-01D	MW-01D	MW-01D	MW-01D	NYSDEC Class GA GROUNDWATER STANDARD/GUIDANCE VALUE
Date of Collection	CAS #	10/24/97	1/28/98	11/30/00	1/30/01	11/20/02	8/21/03	5/20/04	2/28/05	
Volatile Organic Compounds	CAS #	(ug/l)	(ug/l)	(ug/l)	(ug/l)	(ug/l)	(ug/l)	(ug/l)	(ug/l)	
Ethylbenzene	000100-41-4	0.4 U	10.0 U	5 U	10 U	5 U	5 U	5 U	5 U	5 ST
Styrene	000100-42-5	0.4 U	10.0 U	5 U	10 U	5 U	5 U	5 U	5 U	5 ST
cis-1,3-Dichloropropene	010081-01-5	0.2 U	10.0 U	5 U	10 U	5 U	5 U	5 U	5 U	0.4 ST
trans-1,3-Dichloropropene	010061-02-8	0.2 U	10.0 U	5 U	10 U	5 U	5 U	5 U	5 U	0.4 ST
1,4-Dichlorobenzene	000106-46-7	NA	NA	5 U	10 U	5 U	5 U	5 U	5 U	3 ST
1,2-Dibromoethane	000106-93-4	NA	NA	5 U	10 U	5 U	5 U	5 U	5 U	5 ST
1,2-Dichloroethane	000107-06-2	0.2 U	10.0 U	5 U	10 U	5 U	5 U	5 U	5 U	0.6 ST
Acrylonitrile	000107-13-1	NA	NA	5 U	50 U	5 U	5 U	5 U	5 U	5 ST
Vinyl Acetate	000108-05-4	NA	NA	5 U	10 U	5 U	5 U	5 U	5 U	-
4-Methyl-2-pentanone	000108-10-1	0.2 U	10.0 U	5 U	10 U	5 U	5 U	5 U	5 U	-
Toluene	000108-88-3	0.4 U	10.0 U	5 U	10 U	5 U	5 U	5 U	5 U	5 ST
Chlorobenzene	000108-90-7	0.4 U	10.0 U	5 U	10 U	5 U	5 U	5 U	5 U	5 ST
trans-1,4-Dichloro-2-butene	000110-57-6	NA	NA	5 U	10 U	5 U	5 U	5 U	5 U	5 ST
Dibromochloromethane	000124-48-1	0.2 U	10.0 U	5 U	10 U	5 U	5 U	5 U	5 U	50 GV
Tetrachloroethene	000127-18-4	0.4 U	10.0 U	5 U	10 U	5 U	5 U	5 U	5 U	5 ST
Xylene (total)	001330-20-7	0.6 U	10.0 U	5 U	10 U	5 U	5 U	5 U	5 U	5 ST
1,2-Dichloroethene (total)	000540-59-0	0.4 U	10.0 U	NA	10 U	NA	NA	NA	NA	5 ST
cis-1,2-Dichloroethene	000156-59-2	NA	NA	8	5	5 U	5 U	5 U	5 U	5 ST
trans-1,2-Dichloroethene	000156-60-5	NA	NA	5 U	10 U	5 U	5 U	5 U	5 U	5 ST
Carbon tetrachloride	000056-23-5	0.4 U	20	5 U	10 U	5 U	5 U	5 U	5 U	5 ST
2-Hexanone	000591-78-6	0.2 U	10.0 U	5 U	10 U	5 U	5 U	5 U	5 U	50 GV
1,1,1,2-Tetrachloroethane	000630-20-6	NA	NA	5 U	10 U	5 U	5 U	5 U	5 U	5 ST
Acetone	000067-64-1	0.4 U	10.0 U	5 U	10 U	5 U	5 U	5 U	5 U	50 GV
Chloroform	000067-68-3	0.2 U	10.0 U	5 U	10 U	5 U	5 U	5 U	5 U	7 ST
Benzene	000071-43-2	0.4 U	10.0 U	5 U	10 U	5 U	5 U	5 U	5 U	1 ST
1,1,1-Trichloroethane	000071-55-6	86	170	5 U	1.1 J	5 U	3 J	1 J	5 U	5 ST
Bromomethane	000074-83-9	0.4 U	10.0 U	5 U	10 U	5 U	5 U	5 U	5 U	5 ST
Chloromethane	000074-87-3	0.6 U	10.0 U	5 U	10 U	5 U	5 U	5 U	5 U	5 ST
Iodomethane	000074-88-4	NA	NA	5 U	10 U	5 U	5 U	5 U	5 U	5 ST
Dibromomethane	000074-95-3	NA	NA	5 U	10 U	5 U	5 U	5 U	5 U	5 ST
Bromodichloromethane	000075-27-4	0.2 U	10.0 U	5 U	10 U	5 U	5 U	5 U	5 U	50 GV
Chloroethane	000075-00-3	0.4 U	10.0 U	5 U	10 U	5 U	5 U	5 U	5 U	5 ST
Vinyl chloride	000075-01-4	0.6 U	10.0 U	5 U	10 U	5 U	5 U	5 U	5 U	2 ST
Methylene chloride	000075-09-2	0.4 U	10.0 U	5 U	10 U	5 U	5 U	5 U	5 U	5 ST
Carbon disulfide	000075-15-0	0.4 U	10.0 U	5 U	10 U	5 U	5 U	5 U	5 U	60 GV
Bromoform	000075-25-2	0.6 U	10.0 U	5 U	10 U	5 U	5 U	5 U	5 U	50 GV
Bromochloromethane	000074-97-5	NA	NA	5 U	10 U	5 U	5 U	5 U	5 U	5 ST
1,1-Dichloroethane	000075-34-3	13	22	3 J	3.3 J	3 J	23	16	3 J	5 ST
1,1-Dichloroethene	000075-35-4	5 J	15	5 U	10 U	5 U	5 U	5 U	5 U	5 ST
Trichlorofluoromethane	000075-69-4	NA	NA	5 U	10 U	5 U	5 U	5 U	5 U	5 ST
1,2-Dichloropropane	000078-87-5	0.4 U	10.0 U	5 U	10 U	5 U	5 U	5 U	5 U	1 ST
2-Butanone	000078-93-3	0.2 U	10.0 U	5 U	10 U	5 U	5 U	5 U	5 U	50 GV
1,1,2-Trichloroethane	000079-00-5	0.2 U	10.0 U	5 U	10 U	5 U	5 U	5 U	5 U	5 ST
Trichloroethene	000079-01-6	0.4 U	10.0 U	4 J	3.7 J	5 U	5 U	5 U	5 U	5 ST
1,1,2,2-Tetrachloroethane	000079-34-5	0.2 U	10.0 U	5 U	10 U	5 U	5 U	5 U	5 U	5 ST
1,2-Dichlorobenzene	000095-50-1	NA	NA	5 U	10 U	5 U	5 U	5 U	5 U	3 ST
1,2-Dibromo-3-chloropropane	000096-12-8	NA	NA	5 U	10 U	5 U	5 U	5 U	5 U	0.04 ST
1,2,3-Trichloropropane	000096-18-4	NA	NA	5 U	10 U	5 U	5 U	5 U	5 U	0.04 ST
1,1-Dichloropropene	000563-58-6	NA	NA	NA	10 U	NA	NA	NA	NA	5 ST
TOTAL VOCs		84	227	15	13.1	3	26	17	3	

QUALIFIERS

- B: Compound was found in the method blank as well as the sample
- U: Compound was analyzed for but not detected at the detection limit shown.
- J: Compound was found at a concentration below the detection limit, value estimated
- E: Concentration exceeds instrument calibration range; value estimated.
- D: Result taken from analysis at a secondary dilution.

NOTES

- GV: Guidance Value
- NS: Not Sampled
- ST: Standard
- NA: Not Analyzed
- █: Parameter exceeds Standard/Guidance Value

APPENDIX A-3

SONIA ROAD LANDFILL
POST CLOSURE GROUNDWATER MONITORING PROGRAM
HISTORIC AND CURRENT SAMPLE RESULTS
VOLATILE ORGANIC COMPOUNDS

Sample ID		MW-011	MW-011	MW-011	MW-011	MW-011	MW-011	MW-011	MW-011	NYSDEC Class GA
Date of Collection		10/24/97	1/28/98	11/30/00	1/30/01	11/20/02	8/21/03	5/20/04	2/28/05	GROUNDWATER
Volatile Organic Compounds	CAS #	(ug/l)	(ug/l)	(ug/l)	(ug/l)	(ug/l)	(ug/l)	(ug/l)	(ug/l)	STANDARD/GUIDANCE VALUE
Ethylbenzene	000100-41-4	0.4 U	10.0 U	5 U	10 U	5 U	5 U	5 U	5 U	5 ST
Styrene	000100-42-5	0.4 U	10.0 U	5 U	10 U	5 U	5 U	5 U	5 U	5 ST
cis-1,3-Dichloropropene	010061-01-5	0.2 U	10.0 U	5 U	10 U	5 U	5 U	5 U	5 U	0.4 ST
trans-1,3-Dichloropropene	010061-02-6	0.2 U	10.0 U	5 U	10 U	5 U	5 U	5 U	5 U	0.4 ST
1,4-Dichlorobenzene	000106-46-7	NA	NA	5 U	10 U	5 U	5 U	5 U	5 U	3 ST
1,2-Dibromoethane	000106-93-4	NA	NA	5 U	10 U	5 U	5 U	5 U	5 U	5 ST
1,2-Dichloroethane	000107-06-2	0.2 U	10.0 U	5 U	10 U	5 U	5 U	5 U	5 U	0.6 ST
Acrylonitrile	000107-13-1	NA	NA	5 U	50 U	5 U	5 U	5 U	5 U	5 ST
Vinyl Acetate	000108-05-4	NA	NA	5 U	10 U	5 U	5 U	5 U	5 U	-
4-Methyl-2-pentanone	000108-10-1	0.2 U	10.0 U	5 U	10 U	5 U	5 U	5 U	5 U	-
Toluene	000108-88-3	0.4 U	10.0 U	5 U	10 U	5 U	5 U	5 U	5 U	5 ST
Chlorobenzene	000108-90-7	0.4 U	10.0 U	5 U	10 U	5 U	5 U	5 U	5 U	5 ST
trans-1,4-Dichloro-2-butene	000110-57-6	NA	NA	5 U	10 U	5 U	5 U	5 U	5 U	5 ST
Dibromochloromethane	000124-48-1	0.2 U	10.0 U	5 U	10 U	5 U	5 U	5 U	5 U	50 GV
Tetrachloroethene	000127-18-4	0.4 U	10.0 U	5 U	10 U	5 U	5 U	5 U	5 U	5 ST
Xylene (total)	001330-20-7	0.6 U	10.0 U	5 U	10 U	5 U	5 U	5 U	5 U	5 ST
1,2-Dichloroethene (total)	000540-59-0	0.4 U	10.0 U	NA	10 U	NA	NA	NA	NA	5 ST
cis-1,2-Dichloroethene	000156-59-2	NA	NA	5 U	10 U	5 U	5 U	5 U	5 U	5 ST
trans-1,2-Dichloroethene	000156-60-5	NA	NA	5 U	10 U	5 U	5 U	5 U	5 U	5 ST
Carbon tetrachloride	000056-23-5	0.4 U	10.0 U	5 U	10 U	5 U	5 U	5 U	5 U	5 ST
2-Hexanone	000591-78-6	0.2 U	10.0 U	5 U	10 U	5 U	5 U	5 U	5 U	50 GV
1,1,1,2-Tetrachloroethane	000630-20-6	NA	NA	5 U	10 U	5 U	5 U	5 U	5 U	5 ST
Acetone	000067-64-1	0.4 U	10.0 U	5 U	10 U	5 U	5 U	5 U	5 U	50 GV
Chloroform	000067-66-3	0.2 U	10.0 U	5 U	10 U	5 U	5 U	5 U	5 U	7 ST
Benzene	000071-43-2	0.4 U	10.0 U	5 U	10 U	5 U	5 U	5 U	5 U	1 ST
1,1,1-Trichloroethane	000071-55-6	22	5.1 J	14	8.0 J	5 U	5 U	5 U	5 U	5 ST
Bromomethane	000074-83-9	0.4 U	10.0 U	5 U	10 U	5 U	5 U	5 U	5 U	5 ST
Chloromethane	000074-87-3	0.6 U	10.0 U	5 U	10 U	5 U	5 U	5 U	5 U	5 ST
Iodomethane	000074-88-4	NA	NA	5 U	10 U	5 U	5 U	5 U	5 U	5 ST
Dibromomethane	000074-95-3	NA	NA	5 U	10 U	5 U	5 U	5 U	5 U	5 ST
Bromodichloromethane	000075-27-4	0.2 U	10.0 U	5 U	10 U	5 U	5 U	5 U	5 U	50 GV
Chloroethane	000075-00-3	0.4 U	10.0 U	5 U	10 U	5 U	5 U	5 U	5 U	5 ST
Vinyl chloride	000075-01-4	0.6 U	10.0 U	5 U	10 U	5 U	5 U	5 U	5 U	2 ST
Methylene chloride	000075-09-2	0.4 U	10.0 U	5 U	10 U	5 U	5 U	5 U	5 U	5 ST
Carbon disulfide	000075-15-0	0.4 U	10.0 U	5 U	10 U	5 U	5 U	5 U	5 U	60 GV
Bromoform	000075-25-2	0.6 U	10.0 U	5 U	10 U	5 U	5 U	5 U	5 U	50 GV
Bromochloromethane	000074-97-5	NA	NA	5 U	10 U	5 U	5 U	5 U	5 U	5 ST
1,1-Dichloroethane	000075-34-3	14	13	13	8.5 J	53	2 J	5 U	2 J	5 ST
1,1-Dichloroethene	000075-35-4	2 J	10.0 U	2 J	10 U	5 U	5 U	5 U	5 U	5 ST
Trichlorofluoromethane	000075-69-4	NA	NA	5 U	10 U	5 U	5 U	5 U	5 U	5 ST
1,2-Dichloropropane	000078-87-5	0.4 U	10.0 U	5 U	10 U	5 U	5 U	5 U	5 U	1 ST
2-Butanone	000078-93-3	0.2 U	10.0 U	5 U	10 U	5 U	5 U	5 U	5 U	50 GV
1,1,2-Trichloroethane	000079-00-5	0.2 U	10.0 U	5 U	10 U	5 U	5 U	5 U	5 U	5 ST
Trichloroethene	000079-01-6	0.4 U	10.0 U	5 U	10 U	5 U	5 U	5 U	5 U	5 ST
1,1,2,2-Tetrachloroethane	000079-34-5	0.2 U	10.0 U	5 U	10 U	5 U	5 U	5 U	5 U	5 ST
1,2-Dichlorobenzene	000095-50-1	NA	NA	5 U	10 U	5 U	5 U	5 U	5 U	3 ST
1,2-Dibromo-3-chloropropane	000096-12-8	NA	NA	5 U	10 U	5 U	5 U	5 U	5 U	0.04 ST
1,2,3-Trichloropropane	000096-18-4	NA	NA	5 U	10 U	5 U	5 U	5 U	5 U	0.04 ST
1,1-Dichloropropene	000563-58-6	NA	NA	NA	10 U	NA	NA	NA	NA	5 ST
TOTAL VOCs		38	18.1	29	16.5	53	2	0	2	

QUALIFIERS

B: Compound was found in the method blank as well as the sample
 U: Compound was analyzed for but not detected at the detection limit shown.
 J: Compound was found at a concentration below the detection limit, value estimated
 E: Concentration exceeds instrument calibration range; value estimated.
 D: Result taken from analysis at a secondary dilution.

NOTES

GV: Guidance Value NS: Not Sampled
 ST: Standard
 NA: Not Analyzed
 : Parameter exceeds Standard/Guidance Value

SONIA ROAD LANDFILL
 POST CLOSURE GROUNDWATER MONITORING PROGRAM
 HISTORIC AND CURRENT SAMPLE RESULTS
 VOLATILE ORGANIC COMPOUNDS

Sample ID		MW-01S	MW-01S	MW-01S	MW-01S	MW-01S	MW-01S	MW-01S	MW-01S	NYSDEC Class GA GROUNDWATER
Date of Collection		10/24/97	1/28/98	11/30/00	1/29/01	11/20/02	8/21/03	5/20/04	2/28/05	STANDARD/GUIDANCE VALUE
Volatiles Organic Compounds	CAS #	(ug/l)	(ug/l)	(ug/l)	(ug/l)	(ug/l)	(ug/l)	(ug/l)	(ug/l)	
Ethylbenzene	000100-41-4	0.4 U	10.0 U	5 U	10 U	5 U	5 U	5 U	5 U	5 ST
Styrene	000100-42-5	0.4 U	10.0 U	5 U	10 U	5 U	5 U	5 U	5 U	5 ST
cis-1,3-Dichloropropene	010081-01-5	0.2 U	10.0 U	5 U	10 U	5 U	5 U	5 U	5 U	0.4 ST
trans-1,3-Dichloropropene	010081-02-6	0.2 U	10.0 U	5 U	10 U	5 U	5 U	5 U	5 U	0.4 ST
1,4-Dichlorobenzene	000106-46-7	NA	NA	5 U	10 U	5 U	5 U	5 U	5 U	3 ST
1,2-Dibromoethane	000106-93-4	NA	NA	5 U	10 U	5 U	5 U	5 U	5 U	5 ST
1,2-Dichloroethane	000107-06-2	0.2 U	10.0 U	5 U	10 U	5 U	5 U	5 U	5 U	0.6 ST
Acrylonitrile	000107-13-1	NA	NA	5 U	50 U	5 U	5 U	5 U	5 U	5 ST
Vinyl Acetate	000108-05-4	NA	NA	5 U	10 U	5 U	5 U	5 U	5 U	-
4-Methyl-2-pentanone	000108-10-1	0.2 U	10.0 U	5 U	10 U	5 U	5 U	5 U	5 U	-
Toluene	000108-88-3	0.4 U	10.0 U	5 U	10 U	5 U	5 U	5 U	5 U	5 ST
Chlorobenzene	000108-90-7	0.4 U	10.0 U	5 U	10 U	5 U	5 U	5 U	5 U	5 ST
trans-1,4-Dichloro-2-butene	000110-57-6	NA	NA	5 U	10 U	5 U	5 U	5 U	5 U	5 ST
Dibromochloromethane	000124-48-1	0.2 U	10.0 U	5 U	10 U	5 U	5 U	5 U	5 U	50 GV
Tetrachloroethene	000127-18-4	0.4 U	10.0 U	5 U	10 U	5 U	5 U	5 U	5 U	5 ST
Xylene (total)	001330-20-7	0.6 U	10.0 U	5 U	10 U	5 U	5 U	5 U	5 U	5 ST
1,2-Dichloroethene (total)	000540-59-0	0.4 U	10.0 U	NA	10 U	NA	NA	NA	NA	5 ST
cis-1,2-Dichloroethene	000156-59-2	NA	NA	7	8	5 U	5 U	5 U	2 J	5 ST
trans-1,2-Dichloroethene	000156-60-5	NA	NA	5 U	10 U	5 U	5 U	5 U	5 U	5 ST
Carbon tetrachloride	000056-23-5	0.4 U	10.0 U	5 U	10 U	5 U	5 U	5 U	5 U	5 ST
2-Hexanone	000591-78-6	0.2 U	10.0 U	5 U	10 U	5 U	5 U	5 U	5 U	50 GV
1,1,1,2-Tetrachloroethane	000630-20-6	NA	NA	5 U	10 U	5 U	5 U	5 U	5 U	5 ST
Acetone	000067-64-1	0.4 U	10.0 U	5 U	10 U	5 U	5 U	5 U	5 U	50 GV
Chloroform	000067-66-3	0.2 U	10.0 U	5 U	10 U	5 U	5 U	5 U	5 U	7 ST
Benzene	000071-43-2	0.4 U	10.0 U	5 U	10 U	5 U	5 U	5 U	5 U	1 ST
1,1,1-Trichloroethane	000071-55-6	0.6 U	10.0 U	5 U	10 U	5 U	5 U	5 U	5 U	5 ST
Bromomethane	000074-83-9	0.4 U	10.0 U	5 U	10 U	5 U	5 U	5 U	5 U	5 ST
Chloromethane	000074-87-3	0.6 U	10.0 U	5 U	10 U	5 U	5 U	5 U	5 U	5 ST
Iodomethane	000074-88-4	NA	NA	5 U	10 U	5 U	5 U	5 U	5 U	5 ST
Dibromomethane	000074-95-3	NA	NA	5 U	10 U	5 U	5 U	5 U	5 U	5 ST
Bromodichloromethane	000075-27-4	0.2 U	10.0 U	5 U	10 U	5 U	5 U	5 U	5 U	50 GV
Chloroethane	000075-00-3	0.4 U	10.0 U	5 U	10 U	5 U	5 U	5 U	5 U	5 ST
Vinyl chloride	000075-01-4	0.6 U	10.0 U	5 U	10 U	5 U	5 U	5 U	5 U	2 ST
Methylene chloride	000075-09-2	0.4 U	10.0 U	5 U	10 U	5 U	5 U	5 U	5 U	5 ST
Carbon disulfide	000075-15-0	0.4 U	10.0 U	5 U	10 U	5 U	5 U	5 U	5 U	60 GV
Bromoform	000075-25-2	0.6 U	10.0 U	5 U	10 U	5 U	5 U	5 U	5 U	50 GV
Bromochloromethane	000074-97-5	NA	NA	5 U	10 U	5 U	5 U	5 U	5 U	5 ST
1,1-Dichloroethane	000075-34-3	8 J	12	3 J	2.2 J	2 J	3 J	5 U	5 U	5 ST
1,1-Dichloroethene	000075-35-4	0.6 U	10.0 U	5 U	10 U	5 U	5 U	5 U	5 U	5 ST
Trichlorofluoromethane	000075-69-4	NA	NA	5 U	10 U	5 U	5 U	5 U	5 U	5 ST
1,2-Dichloropropane	000078-87-5	0.4 U	10.0 U	5 U	10 U	5 U	5 U	5 U	5 U	1 ST
2-Butanone	000078-93-3	0.2 U	10.0 U	5 U	10 U	5 U	5 U	5 U	5 U	50 GV
1,1,2-Trichloroethane	000079-00-5	0.2 U	10.0 U	5 U	10 U	5 U	5 U	5 U	5 U	5 ST
Trichloroethene	000079-01-6	0.4 U	10.0 U	2 J	3.3 J	5 U	5 U	5 U	5 U	5 ST
1,1,2,2-Tetrachloroethane	000079-34-5	0.2 U	10.0 U	5 U	10 U	5 U	5 U	5 U	5 U	5 ST
1,2-Dichlorobenzene	000095-50-1	NA	NA	5 U	10 U	5 U	5 U	5 U	5 U	3 ST
1,2-Dibromo-3-chloropropane	000096-12-8	NA	NA	5 U	10 U	5 U	5 U	5 U	5 U	0.04 ST
1,2,3-Trichloropropane	000096-18-4	NA	NA	5 U	10 U	5 U	5 U	5 U	5 U	0.04 ST
1,1-Dichloropropene	000563-58-6	NA	NA	NA	10 U	NA	NA	NA	NA	5 ST
TOTAL VOCs		8	12	12	13.5	2	3	0	2	

QUALIFIERS

- B: Compound was found in the method blank as well as the sample
- U: Compound was analyzed for but not detected at the detection limit shown.
- J: Compound was found at a concentration below the detection limit, value estimated
- E: Concentration exceeds instrument calibration range; value estimated.
- D: Result taken from analysis at a secondary dilution.

NOTES

- GV: Guidance Value
- NS: Not Sampled
- ST: Standard
- NA: Not Analyzed
- █: Parameter exceeds Standard/Guidance Value

SONIA ROAD LANDFILL
POST CLOSURE GROUNDWATER MONITORING PROGRAM
HISTORIC AND CURRENT SAMPLE RESULTS
VOLATILE ORGANIC COMPOUNDS

Sample ID		MW-02D	MW-02D	MW-02D	MW-02D	MW-02D	MW-02D	MW-02D	MW-02D	MW-02D	NYSDEC Class GA GROUNDWATER
Date of Collection		10/27/97	1/28/98	12/1/00	1/30/01	11/20/02	8/22/03	5/20/04	02/28/05		STANDARD/GUIDANCE VALUE
Volatiles Organic Compounds	CAS #	(ug/l)	(ug/l)	(ug/l)	(ug/l)	(ug/l)	(ug/l)	(ug/l)	(ug/l)	(ug/l)	
Ethylbenzene	000100-41-4	0.4 U	10.0 U	5 U	10 U	5 U	5 U	5 U	5 U	5 U	5 ST
Styrene	000100-42-5	0.4 U	10.0 U	5 U	10 U	5 U	5 U	5 U	5 U	5 U	5 ST
cis-1,3-Dichloropropene	010061-01-5	0.2 U	10.0 U	5 U	10 U	5 U	5 U	5 U	5 U	5 U	0.4 ST
trans-1,3-Dichloropropene	010061-02-6	0.2 U	10.0 U	5 U	10 U	5 U	5 U	5 U	5 U	5 U	0.4 ST
1,4-Dichlorobenzene	000106-46-7	NA	NA	5 U	10 U	5 U	5 U	5 U	5 U	5 U	3 ST
1,2-Dibromoethane	000106-93-4	NA	NA	5 U	10 U	5 U	5 U	5 U	5 U	5 U	5 ST
1,2-Dichloroethane	000107-06-2	0.2 U	10.0 U	5 U	10 U	5 U	5 U	5 U	5 U	5 U	0.6 ST
Acrylonitrile	000107-13-1	NA	NA	5 U	50 U	5 U	5 U	5 U	5 U	5 U	5 ST
Vinyl Acetate	000108-05-4	NA	NA	5 U	10 U	5 U	5 U	5 U	5 U	5 U	-
4-Methyl-2-pentanone	000108-10-1	0.2 U	10.0 U	5 U	10 U	5 U	5 U	5 U	5 U	5 U	-
Toluene	000108-88-3	0.4 U	10.0 U	5 U	10 U	1 J	5 U	5 U	5 U	5 U	5 ST
Chlorobenzene	000108-90-7	0.4 U	10.0 U	5 U	10 U	5 U	5 U	5 U	5 U	5 U	5 ST
trans-1,4-Dichloro-2-butene	000110-57-6	NA	NA	5 U	10 U	5 U	5 U	5 U	5 U	5 U	5 ST
Dibromochloromethane	000124-48-1	0.2 U	10.0 U	5 U	10 U	5 U	5 U	5 U	5 U	5 U	50 GV
Tetrachloroethene	000127-18-4	0.4 U	10.0 U	5 U	10 U	5 U	5 U	5 U	5 U	5 U	5 ST
Xylene (total)	001330-20-7	0.6 U	10.0 U	5 U	10 U	5 U	5 U	5 U	5 U	5 U	5 ST
1,2-Dichloroethene (total)	000540-59-0	0.4 U	10.0 U	NA	10 U	NA	NA	NA	NA	NA	5 ST
cis-1,2-Dichloroethene	000156-59-2	NA	NA	5 U	10 U	5 U	5 U	5 U	5 U	5 U	5 ST
trans-1,2-Dichloroethene	000156-60-5	NA	NA	5 U	10 U	5 U	5 U	5 U	5 U	5 U	5 ST
Carbon tetrachloride	000056-23-5	0.4 U	10.0 U	5 U	10 U	5 U	5 U	5 U	5 U	5 U	5 ST
2-Hexanone	000591-78-6	0.2 U	10.0 U	5 U	10 U	5 U	5 U	5 U	5 U	5 U	50 GV
1,1,1,2-Tetrachloroethane	000630-20-6	NA	NA	5 U	10 U	5 U	5 U	5 U	5 U	5 U	5 ST
Acetone	000067-64-1	0.4 U	10.0 U	5 U	10 U	5 U	5 U	5 U	5 U	5 U	50 GV
Chloroform	000067-66-3	0.2 U	10.0 U	5 U	10 U	5 U	5 U	5 U	5 U	5 U	7 ST
Benzene	000071-43-2	0.4 U	10.0 U	5 U	10 U	5 U	5 U	5 U	5 U	5 U	1 ST
1,1,1-Trichloroethane	000071-55-6	0.6 U	10.0 U	5 U	10 U	5 U	5 U	5 U	5 U	5 U	5 ST
Bromomethane	000074-83-9	0.4 U	10.0 U	5 U	10 U	5 U	5 U	5 U	5 U	5 U	5 ST
Chloromethane	000074-87-3	0.6 U	10.0 U	5 U	10 U	5 U	5 U	5 U	5 U	5 U	5 ST
Iodomethane	000074-88-4	NA	NA	5 U	10 U	5 U	5 U	5 U	5 U	5 U	5 ST
Dibromomethane	000074-95-3	NA	NA	5 U	10 U	5 U	5 U	5 U	5 U	5 U	5 ST
Bromodichloromethane	000075-27-4	0.2 U	10.0 U	5 U	10 U	5 U	5 U	5 U	5 U	5 U	50 GV
Chloroethane	000075-00-3	0.4 U	10.0 U	5 U	10 U	5 U	5 U	5 U	5 U	5 U	5 ST
Vinyl chloride	000075-01-4	0.6 U	10.0 U	5 U	10 U	5 U	5 U	5 U	5 U	5 U	2 ST
Methylene chloride	000075-09-2	0.4 U	10.0 U	5 U	10 U	5 U	5 U	5 U	5 U	5 U	5 ST
Carbon disulfide	000075-16-0	0.4 U	10.0 U	5 U	10 U	5 U	5 U	5 U	5 U	5 U	60 GV
Bromoform	000075-25-2	0.6 U	10.0 U	5 U	10 U	5 U	5 U	5 U	5 U	5 U	50 GV
Bromochloromethane	000074-97-5	NA	NA	5 U	10 U	5 U	5 U	5 U	5 U	5 U	5 ST
1,1-Dichloroethane	000075-34-3	0.4 U	10.0 U	5 U	10 U	5 U	5 U	5 U	5 U	5 U	5 ST
1,1-Dichloroethene	000075-35-4	0.6 U	10.0 U	5 U	10 U	5 U	5 U	5 U	5 U	5 U	5 ST
Trichlorofluoromethane	000075-69-4	NA	NA	5 U	10 U	5 U	5 U	5 U	5 U	5 U	5 ST
1,2-Dichloropropane	000078-87-5	0.4 U	10.0 U	5 U	10 U	5 U	5 U	5 U	5 U	5 U	1 ST
2-Butanone	000078-93-3	0.2 U	10.0 U	5 U	10 U	5 U	5 U	5 U	5 U	5 U	50 GV
1,1,2-Trichloroethane	000079-00-5	0.2 U	10.0 U	5 U	10 U	5 U	5 U	5 U	5 U	5 U	5 ST
Trichloroethene	000079-01-6	0.4 U	10.0 U	5 U	10 U	5 U	5 U	5 U	5 U	5 U	5 ST
1,1,2,2-Tetrachloroethane	000079-34-5	0.2 U	10.0 U	5 U	10 U	5 U	5 U	5 U	5 U	5 U	5 ST
1,2-Dichlorobenzene	000095-50-1	NA	NA	5 U	10 U	5 U	5 U	5 U	5 U	5 U	3 ST
1,2-Dibromo-3-chloropropane	000096-12-8	NA	NA	5 U	10 U	5 U	5 U	5 U	5 U	5 U	0.04 ST
1,2,3-Trichloropropane	000096-18-4	NA	NA	5 U	10 U	5 U	5 U	5 U	5 U	5 U	0.04 ST
1,1-Dichloropropene	000563-58-6	NA	NA	NA	10 U	NA	NA	NA	NA	NA	5 ST
TOTAL VOCs		0	0	0	0	1	0	0	0	0	

QUALIFIERS

B: Compound was found in the method blank as well as the sample
 U: Compound was analyzed for but not detected at the detection limit shown.
 J: Compound was found at a concentration below the detection limit, value estimated
 E: Concentration exceeds instrument calibration range; value estimated.
 D: Result taken from analysis at a secondary dilution.

NOTES

GV: Guidance Value NS: Not Sampled
 ST: Standard
 NA: Not Analyzed
 : Parameter exceeds Standard/Guidance Value

SONIA ROAD LANDFILL
POST CLOSURE GROUNDWATER MONITORING PROGRAM
HISTORIC AND CURRENT SAMPLE RESULTS
VOLATILE ORGANIC COMPOUNDS

Sample ID		MW-02I	MW-02I	MW-02I	MW-02I	MW-02I	MW-02I	MW-02I	MW-02I	NYSDEC Class GA GROUNDWATER STANDARD/GUIDANCE VALUE
Date of Collection		10/27/97	1/28/98	12/1/00	1/30/01	11/20/02	8/21/03	5/20/04	02/28/05	
Volatile Organic Compounds	CAS #	(ug/l)	(ug/l)	(ug/l)	(ug/l)	(ug/l)	(ug/l)	(ug/l)	(ug/l)	
Ethylbenzene	000100-41-4	0.4 U	10.0 U	5 U	10 U	5 U	5 U	5 U	5 U	5 ST
Styrene	000100-42-5	0.4 U	10.0 U	5 U	10 U	5 U	5 U	5 U	5 U	5 ST
cis-1,3-Dichloropropene	010061-01-5	0.2 U	10.0 U	5 U	10 U	5 U	5 U	5 U	5 U	0.4 ST
trans-1,3-Dichloropropene	010061-02-6	0.2 U	10.0 U	5 U	10 U	5 U	5 U	5 U	5 U	0.4 ST
1,4-Dichlorobenzene	000106-46-7	NA	NA	5 U	10 U	5 U	5 U	5 U	5 U	3 ST
1,2-Dibromoethane	000106-93-4	NA	NA	5 U	10 U	5 U	5 U	5 U	5 U	5 ST
1,2-Dichloroethane	000107-06-2	0.2 U	10.0 U	5 U	10 U	5 U	5 U	5 U	5 U	0.6 ST
Acrylonitrile	000107-13-1	NA	NA	5 U	50 U	5 U	5 U	5 U	5 U	5 ST
Vinyl Acetate	000108-05-4	NA	NA	5 U	10 U	5 U	5 U	5 U	5 U	-
4-Methyl-2-pentanone	000108-10-1	0.2 U	10.0 U	5 U	10 U	5 U	5 U	5 U	5 U	-
Toluene	000108-88-3	0.4 U	10.0 U	5 U	10 U	5 U	5 U	5 U	5 U	5 ST
Chlorobenzene	000108-90-7	0.4 U	10.0 U	5 U	10 U	5 U	5 U	5 U	5 U	5 ST
trans-1,4-Dichloro-2-butene	000110-57-6	NA	NA	5 U	10 U	5 U	5 U	5 U	5 U	5 ST
Dibromochloromethane	000124-48-1	0.2 U	10.0 U	5 U	10 U	5 U	5 U	5 U	5 U	50 GV
Tetrachloroethene	000127-18-4	0.4 U	10.0 U	5 U	10 U	5 U	5 U	5 U	5 U	5 ST
Xylene (total)	001330-20-7	0.6 U	10.0 U	5 U	10 U	5 U	5 U	5 U	5 U	5 ST
1,2-Dichloroethene (total)	000540-59-0	0.4 U	10.0 U	NA	10 U	NA	NA	NA	NA	5 ST
cis-1,2-Dichloroethene	000156-59-2	NA	NA	5 U	10 U	5 U	5 U	5 U	5 U	5 ST
trans-1,2-Dichloroethene	000156-60-5	NA	NA	5 U	10 U	5 U	5 U	5 U	5 U	5 ST
Carbon tetrachloride	000056-23-5	0.4 U	10.0 U	5 U	10 U	5 U	5 U	5 U	5 U	5 ST
2-Hexanone	000591-78-6	0.2 U	10.0 U	5 U	10 U	5 U	5 U	5 U	5 U	50 GV
1,1,1,2-Tetrachloroethane	000630-20-6	NA	NA	5 U	10 U	5 U	5 U	5 U	5 U	5 ST
Acetone	000067-64-1	0.4 U	10.0 U	5 U	10 U	5 U	5 U	5 U	5 U	50 GV
Chloroform	000067-66-3	0.2 U	10.0 U	5 U	10 U	5 U	5 U	5 U	5 U	7 ST
Benzene	000071-43-2	0.4 U	10.0 U	5 U	10 U	5 U	5 U	5 U	5 U	1 ST
1,1,1-Trichloroethane	000071-55-6	0.6 U	10.0 U	5 U	10 U	5 U	5 U	3 J	5 U	5 ST
Bromomethane	000074-83-9	0.4 U	10.0 U	5 U	10 U	5 U	5 U	5 U	5 U	5 ST
Chloromethane	000074-87-3	0.6 U	10.0 U	5 U	10 U	5 U	5 U	5 U	5 U	5 ST
Iodomethane	000074-88-4	NA	NA	5 U	10 U	5 U	5 U	5 U	5 U	5 ST
Dibromomethane	000074-95-3	NA	NA	5 U	10 U	5 U	5 U	5 U	5 U	5 ST
Bromodichloromethane	000075-27-4	0.2 U	10.0 U	5 U	10 U	5 U	5 U	5 U	5 U	50 GV
Chloroethane	000075-00-3	0.4 U	10.0 U	5 U	10 U	5 U	5 U	5 U	5 U	5 ST
Vinyl chloride	000075-01-4	0.6 U	10.0 U	5 U	10 U	5 U	5 U	5 U	5 U	2 ST
Methylene chloride	000075-09-2	0.4 U	10.0 U	5 U	10 U	5 U	5 U	5 U	5 U	5 ST
Carbon disulfide	000075-15-0	0.4 U	10.0 U	5 U	10 U	5 U	5 U	5 U	5 U	60 GV
Bromoform	000075-25-2	0.6 U	10.0 U	5 U	10 U	5 U	5 U	5 U	5 U	50 GV
Bromochloromethane	000074-97-5	NA	NA	5 U	10 U	5 U	5 U	5 U	5 U	5 ST
1,1-Dichloroethane	000075-34-3	0.4 U	10.0 U	5 U	10 U	5 U	5 U	1 J	5 U	5 ST
1,1-Dichloroethene	000075-35-4	0.6 U	10.0 U	5 U	10 U	5 U	5 U	5 U	5 U	5 ST
Trichlorofluoromethane	000075-69-4	NA	NA	5 U	10 U	5 U	5 U	5 U	5 U	5 ST
1,2-Dichloropropane	000078-87-5	0.4 U	10.0 U	5 U	10 U	5 U	5 U	5 U	5 U	1 ST
2-Butanone	000078-93-3	0.2 U	10.0 U	5 U	10 U	5 U	5 U	5 U	5 U	50 GV
1,1,2-Trichloroethane	000079-00-5	0.2 U	10.0 U	5 U	10 U	5 U	5 U	5 U	5 U	5 ST
Trichloroethene	000079-01-6	0.4 U	10.0 U	5 U	1.8 J	5 U	5 U	5 U	5 U	5 ST
1,1,2,2-Tetrachloroethane	000079-34-5	0.2 U	10.0 U	5 U	10 U	5 U	5 U	5 U	5 U	5 ST
1,2-Dichlorobenzene	000095-50-1	NA	NA	5 U	10 U	5 U	5 U	5 U	5 U	3 ST
1,2-Dibromo-3-chloropropane	000096-12-8	NA	NA	5 U	10 U	5 U	5 U	5 U	5 U	0.04 ST
1,2,3-Trichloropropane	000096-18-4	NA	NA	5 U	10 U	5 U	5 U	5 U	5 U	0.04 ST
1,1-Dichloropropene	000583-58-6	NA	NA	NA	10 U	NA	NA	NA	NA	5 ST
TOTAL VOCs		0	0	0	1.8	0	0	4	0	

QUALIFIERS

B: Compound was found in the method blank as well as the sample
 U: Compound was analyzed for but not detected at the detection limit shown.
 J: Compound was found at a concentration below the detection limit, value estimated
 E: Concentration exceeds instrument calibration range; value estimated.
 D: Result taken from analysis at a secondary dilution.

NOTES

GV: Guidance Value NS: Not Sampled
 ST: Standard
 NA: Not Analyzed
 : Parameter exceeds Standard/Guidance Value

SONIA ROAD LANDFILL
POST CLOSURE GROUNDWATER MONITORING PROGRAM
HISTORIC AND CURRENT SAMPLE RESULTS
VOLATILE ORGANIC COMPOUNDS

Sample ID		MW-03D	MW-03D	MW-03D	MW-03D					NYSDEC Class GA GROUNDWATER STANDARD/GUIDANCE VALUE
Date of Collection		10/30/97	2/2/98	12/7/00	2/2/01					
Volatile Organic Compounds	CAS #	(ug/l)	(ug/l)	(ug/l)	(ug/l)					
Ethylbenzene	000100-41-4	1.40 U	10.0 U	5 U	10 U					5 ST
Styrene	000100-42-5	1.40 U	10.0 U	5 U	10 U					5 ST
cis-1,3-Dichloropropene	010061-01-5	1.40 U	10.0 U	5 U	10 U					0.4 ST
trans-1,3-Dichloropropene	010061-02-6	1.80 U	10.0 U	5 U	10 U					0.4 ST
1,4-Dichlorobenzene	000106-46-7	NA	NA	5 U	10 U					3 ST
1,2-Dibromoethane	000106-93-4	NA	NA	5 U	10 U					5 ST
1,2-Dichloroethane	000107-06-2	1.40 U	10.0 U	5 U	10 U					0.6 ST
Acrylonitrile	000107-13-1	NA	NA	5 U	50 U					5 ST
Vinyl Acetate	000108-05-4	NA	NA	5 U	10 U					-
4-Methyl-2-pentanone	000108-10-1	1.40 U	10.0 U	5 U	10 U					-
Toluene	000108-88-3	1.20 U	10.0 U	5 U	10 U					5 ST
Chlorobenzene	000108-90-7	1.40 U	10.0 U	5 U	10 U					5 ST
trans-1,4-Dichloro-2-butene	000110-57-6	NA	NA	5 U	10 U					5 ST
Dibromochloromethane	000124-48-1	2.20 U	10.0 U	5 U	10 U					50 GV
Tetrachloroethene	000127-18-4	1.40 U	2.0 J	5 U	10 U					5 ST
Xylene (total)	001330-20-7	1.60 U	10.0 U	5 U	10 U					5 ST
1,2-Dichloroethene (total)	000540-59-0	2.60 U	10.0 U	NA	10 U					5 ST
cis-1,2-Dichloroethene	000156-59-2	NA	NA	5 U	10 U					5 ST
trans-1,2-Dichloroethene	000156-60-5	NA	NA	5 U	10 U					5 ST
Carbon tetrachloride	000056-23-5	1.80 U	3.0 J	5 U	10 U					5 ST
2-Hexanone	000591-78-6	1.40 U	10.0 U	5 U	10 U					50 GV
1,1,1,2-Tetrachloroethane	000630-20-6	NA	NA	5 U	10 U					5 ST
Acetone	000067-64-1	3.40 U	10.0 U	5 U	10 U					50 GV
Chloroform	000067-66-3	1.40 U	10.0 U	5 U	10 U					7 ST
Benzene	000071-43-2	1.40 U	10.0 U	5 U	10 U					1 ST
1,1,1-Trichloroethane	000071-55-6	81	18	2 J	2.1 J					5 ST
Bromomethane	000074-83-9	1.40 U	10.0 U	5 U	10 U					5 ST
Chloromethane	000074-87-3	1.40 U	10.0 U	5 U	10 U					5 ST
Iodomethane	000074-88-4	NA	NA	5 U	10 U					5 ST
Dibromomethane	000074-95-3	NA	NA	5 U	10 U					5 ST
Bromodichloromethane	000075-27-4	1.80 U	10.0 U	5 U	10 U					50 GV
Chloroethane	000075-00-3	1.40 U	10.0 U	5 U	10 U					5 ST
Vinyl chloride	000075-01-4	1.40 U	10.0 U	5 U	10 U					2 ST
Methylene chloride	000075-09-2	1.40 U	2.5 J	5 U	10 U					5 ST
Carbon disulfide	000075-15-0	1.20 U	10.0 U	5 U	10 U					60 GV
Bromoform	000075-25-2	1.80 U	10.0 U	5 U	10 U					50 GV
Bromochloromethane	000074-97-5	NA	NA	5 U	10 U					5 ST
1,1-Dichloroethane	000075-34-3	10 J	3.5 J	4 J	3.5 J					5 ST
1,1-Dichloroethene	000075-35-4	9 J	2.9 J	5 U	10 U					5 ST
Trichlorofluoromethane	000075-69-4	NA	NA	5 U	10 U					5 ST
1,2-Dichloropropane	000078-87-5	1.40 U	10.0 U	5 U	10 U					1 ST
2-Butanone	000078-93-3	2.20 U	10.0 U	5 U	10 U					50 GV
1,1,2-Trichloroethane	000079-00-5	2.00 U	10.0 U	5 U	10 U					5 ST
Trichloroethene	000079-01-6	1 J	10.0 U	5 U	1.1 J					5 ST
1,1,2,2-Tetrachloroethane	000079-34-5	2.20 U	10.0 U	5 U	10 U					5 ST
1,2-Dichlorobenzene	000095-50-1	NA	NA	5 U	10 U					3 ST
1,2-Dibromo-3-chloropropane	000096-12-8	NA	NA	5 U	10 U					0.04 ST
1,2,3-Trichloropropane	000096-18-4	NA	NA	5 U	2.1 J					0.04 ST
1,1-Dichloropropene	000563-58-6	NA	NA	NA	10 U					5 ST
TOTAL VOCs		81	31.9	6	8.8					

QUALIFIERS

B: Compound was found in the method blank as well as the sample
 U: Compound was analyzed for but not detected at the detection limit shown.
 J: Compound was found at a concentration below the detection limit, value estimated
 E: Concentration exceeds instrument calibration range; value estimated.
 D: Result taken from analysis at a secondary dilution.

NOTES

GV: Guidance Value NS: Not Sampled
 ST: Standard
 NA: Not Analyzed
 : Parameter exceeds Standard/Guidance Value

SONIA ROAD LANDFILL
POST CLOSURE GROUNDWATER MONITORING PROGRAM
HISTORIC AND CURRENT SAMPLE RESULTS
VOLATILE ORGANIC COMPOUNDS

Sample ID		MW-031	MW-031	MW-031	MW-031					NYSDEC Class GA GROUNDWATER STANDARD/GUIDANCE VALUE
Date of Collection		10/30/97	2/2/98	12/7/00	2/2/01					
Volatiles Organic Compounds	CAS #	(ug/l)	(ug/l)	(ug/l)	(ug/l)					
Ethylbenzene	000100-41-4	1.40 U	10.0 U	5 U	10 U					5 ST
Styrene	000100-42-5	1.40 U	10.0 U	5 U	10 U					5 ST
cis-1,3-Dichloropropene	010081-01-5	1.40 U	10.0 U	5 U	10 U					0.4 ST
trans-1,3-Dichloropropene	010081-02-6	1.80 U	10.0 U	5 U	10 U					0.4 ST
1,4-Dichlorobenzene	000106-46-7	NA	NA	5 U	10 U					3 ST
1,2-Dibromoethane	000106-93-4	NA	NA	5 U	10 U					5 ST
1,2-Dichloroethane	000107-06-2	1.40 U	10.0 U	5 U	10 U					0.6 ST
Acrylonitrile	000107-13-1	NA	NA	5 U	50 U					5 ST
Vinyl Acetate	000108-05-4	NA	NA	5 U	10 U					-
4-Methyl-2-pentanone	000108-10-1	1.40 U	10.0 U	5 U	10 U					-
Toluene	000108-88-3	1.20 U	10.0 U	5 U	10 U					5 ST
Chlorobenzene	000108-90-7	1.40 U	10.0 U	5 U	10 U					5 ST
trans-1,4-Dichloro-2-butene	000110-57-6	NA	NA	5 U	10 U					5 ST
Dibromochloromethane	000124-48-1	2.20 U	10.0 U	5 U	10 U					50 GV
Tetrachloroethene	000127-18-4	1.40 U	10.0 U	5 U	10 U					5 ST
Xylene (total)	001330-20-7	1.60 U	10.0 U	5 U	10 U					5 ST
1,2-Dichloroethene (total)	000540-59-0	2.60 U	10.0 U	NA	10 U					5 ST
cis-1,2-Dichloroethene	000156-59-2	NA	NA	5 U	10 U					5 ST
trans-1,2-Dichloroethene	000156-60-5	NA	NA	5 U	10 U					5 ST
Carbon tetrachloride	000056-23-5	1.80 U	10.0 U	5 U	10 U					5 ST
2-Hexanone	000591-78-6	1.40 U	10.0 U	5 U	10 U					50 GV
1,1,1,2-Tetrachloroethane	000630-20-6	NA	NA	5 U	10 U					5 ST
Acetone	000067-64-1	3.40 U	10.0 U	5 U	10 U					50 GV
Chloroform	000067-66-3	1.40 U	10.0 U	5 U	10 U					7 ST
Benzene	000071-43-2	1.40 U	10.0 U	5 U	10 U					1 ST
1,1,1-Trichloroethane	000071-55-6	12	9.8 J	2 J	1.9 J					5 ST
Bromomethane	000074-83-9	1.40 U	10.0 U	5 U	10 U					5 ST
Chloromethane	000074-87-3	1.40 U	10.0 U	5 U	10 U					5 ST
Iodomethane	000074-88-4	NA	NA	5 U	10 U					5 ST
Dibromomethane	000074-95-3	NA	NA	5 U	10 U					5 ST
Bromodichloromethane	000075-27-4	1.80 U	10.0 U	5 U	10 U					50 GV
Chloroethane	000075-00-3	1.40 U	10.0 U	5 U	10 U					5 ST
Vinyl chloride	000075-01-4	1.40 U	10.0 U	5 U	10 U					2 ST
Methylene chloride	000075-09-2	1.40 U	10.0 U	5 U	10 U					5 ST
Carbon disulfide	000075-15-0	1.20 U	10.0 U	5 U	10 U					60 GV
Bromoform	000075-25-2	1.80 U	10.0 U	5 U	10 U					50 GV
Bromochloromethane	000074-97-5	NA	NA	5 U	10 U					5 ST
1,1-Dichloroethane	000075-34-3	46	38	2 J	2.4 J					5 ST
1,1-Dichloroethene	000075-35-4	5 J	3.6 J	5 U	10 U					5 ST
Trichlorofluoromethane	000075-69-4	NA	NA	5 U	10 U					5 ST
1,2-Dichloropropane	000078-87-5	1.40 U	10.0 U	5 U	10 U					1 ST
2-Butanone	000078-93-3	2.20 U	10.0 U	5 U	10 U					50 GV
1,1,2-Trichloroethane	000079-00-5	2.00 U	10.0 U	5 U	10 U					5 ST
Trichloroethene	000079-01-6	3 J	3.0 J	5 U	1.0 J					5 ST
1,1,2,2-Tetrachloroethane	000079-34-5	2.20 U	10.0 U	5 U	10 U					5 ST
1,2-Dichlorobenzene	000095-50-1	NA	NA	5 U	10 U					3 ST
1,2-Dibromo-3-chloropropane	000096-12-8	NA	NA	5 U	10 U					0.04 ST
1,2,3-Trichloropropane	000096-18-4	NA	NA	5 U	1.5 J					0.04 ST
1,1-Dichloropropene	000563-58-6	NA	NA	NA	10 U					5 ST
TOTAL VOCs		66	52.4	4	6.8					

QUALIFIERS

B: Compound was found in the method blank as well as the sample
 U: Compound was analyzed for but not detected at the detection limit shown.
 J: Compound was found at a concentration below the detection limit, value estimated
 E: Concentration exceeds instrument calibration range; value estimated.
 D: Result taken from analysis at a secondary dilution.

NOTES

GV: Guidance Value NS: Not Sampled
 ST: Standard
 NA: Not Analyzed
 : Parameter exceeds Standard/Guidance Value

APPENDIX A-3

SONIA ROAD LANDFILL
POST CLOSURE GROUNDWATER MONITORING PROGRAM
HISTORIC AND CURRENT SAMPLE RESULTS
VOLATILE ORGANIC COMPOUNDS

Sample ID		MW-03S	MW-03S	MW-03S	MW-03S	MW-03S	MW-03S	MW-03S	MW-03S	NYSDEC Class GA GROUNDWATER STANDARD/GUIDANCE VALUE
Date of Collection		10/30/97	2/2/98	12/6/00	2/2/01	11/22/02	8/25/03	5/24/04	3/2/05	
Volatiles Organic Compounds	CAS #	(ug/l)	(ug/l)	(ug/l)	(ug/l)	(ug/l)	(ug/l)	(ug/l)	(ug/l)	
Ethylbenzene	000100-41-4	1.40 U	10.0 U	5 U	10 U	5 U	5 U	5 U	5 U	5 ST
Styrene	000100-42-5	1.40 U	10.0 U	5 U	10 U	5 U	5 U	5 U	5 U	5 ST
cis-1,3-Dichloropropene	010061-01-5	1.40 U	10.0 U	5 U	10 U	5 U	5 U	5 U	5 U	0.4 ST
trans-1,3-Dichloropropene	010061-02-6	1.80 U	10.0 U	5 U	10 U	5 U	5 U	5 U	5 U	0.4 ST
1,4-Dichlorobenzene	000106-46-7	NA	NA	5 U	10 U	5 U	5 U	5 U	5 U	3 ST
1,2-Dibromoethane	000106-93-4	NA	NA	5 U	10 U	5 U	5 U	5 U	5 U	5 ST
1,2-Dichloroethane	000107-06-2	1.40 U	10.0 U	5 U	10 U	5 U	5 U	5 U	5 U	0.8 ST
Acrylonitrile	000107-13-1	NA	NA	5 U	50 U	5 U	5 U	5 U	5 U	5 ST
Vinyl Acetate	000108-05-4	NA	NA	5 U	10 U	5 U	5 U	5 U	5 U	-
4-Methyl-2-pentanone	000108-10-1	1.40 U	10.0 U	5 U	10 U	5 U	5 U	5 U	5 U	-
Toluene	000108-88-3	1.20 U	10.0 U	5 U	10 U	5 U	5 U	5 U	5 U	5 ST
Chlorobenzene	000108-90-7	1.40 U	10.0 U	5 U	10 U	5 U	5 U	5 U	5 U	5 ST
trans-1,4-Dichloro-2-butene	000110-57-6	NA	NA	5 U	10 U	5 U	5 U	5 U	5 U	5 ST
Dibromochloromethane	000124-48-1	2.20 U	10.0 U	5 U	10 U	5 U	5 U	5 U	5 U	50 GV
Tetrachloroethene	000127-18-4	1.40 U	10.0 U	5 U	10 U	5 U	5 U	5 U	5 U	5 ST
Xylene (total)	001330-20-7	1.60 U	10.0 U	5 U	10 U	5 U	5 U	5 U	5 U	5 ST
1,2-Dichloroethene (total)	000540-59-0	2.60 U	10.0 U	NA	10 U	NA	NA	NA	NA	5 ST
cis-1,2-Dichloroethene	000156-59-2	NA	NA	5 U	10 U	5 U	5 U	5 U	5 U	5 ST
trans-1,2-Dichloroethene	000156-60-5	NA	NA	5 U	10 U	5 U	5 U	5 U	5 U	5 ST
Carbon tetrachloride	000056-23-5	1.80 U	10.0 U	5 U	10 U	5 U	5 U	5 U	5 U	5 ST
2-Hexanone	000591-78-6	1.40 U	10.0 U	5 U	10 U	5 U	5 U	5 U	5 U	50 GV
1,1,1,2-Tetrachloroethane	000630-20-6	NA	NA	5 U	10 U	5 U	5 U	5 U	5 U	5 ST
Acetone	000067-64-1	3.40 U	10.0 U	5 U	10 U	5 U	5 U	5 U	5 U	50 GV
Chloroform	000067-66-3	1.40 U	10.0 U	5 U	10 U	5 U	5 U	5 U	5 U	7 ST
Benzene	000071-43-2	1.40 U	10.0 U	5 U	10 U	5 U	5 U	5 U	5 U	1 ST
1,1,1-Trichloroethane	000071-55-6	1.80 U	10.0 U	5 U	10 U	5 U	5 U	5 U	5 U	5 ST
Bromomethane	000074-83-9	1.40 U	10.0 U	5 U	10 U	5 U	5 U	5 U	5 U	5 ST
Chloromethane	000074-87-3	1.40 U	10.0 U	5 U	10 U	5 U	5 U	5 U	5 U	5 ST
Iodomethane	000074-88-4	NA	NA	5 U	10 U	5 U	5 U	5 U	5 U	5 ST
Dibromomethane	000074-95-3	NA	NA	5 U	10 U	5 U	5 U	5 U	5 U	5 ST
Bromodichloromethane	000075-27-4	1.80 U	10.0 U	5 U	10 U	5 U	5 U	5 U	5 U	50 GV
Chloroethane	000075-00-3	4 J	10.0 U	3 J	2.8 J	5 U	5 U	5 U	5 U	5 ST
Vinyl chloride	000075-01-4	1.40 U	10.0 U	5 U	10 U	5 U	5 U	5 U	5 U	2 ST
Methylene chloride	000075-09-2	1.40 U	10.0 U	5 U	10 U	5 U	5 U	5 U	5 U	5 ST
Carbon disulfide	000075-15-0	1.20 U	10.0 U	5 U	10 U	5 U	5 U	5 U	5 U	60 GV
Bromoform	000075-25-2	1.80 U	10.0 U	5 U	10 U	5 U	5 U	5 U	5 U	50 GV
Bromochloromethane	000074-97-5	NA	NA	5 U	10 U	5 U	5 U	5 U	5 U	5 ST
1,1-Dichloroethane	000075-34-3	1.20 U	10.0 U	5 U	10 U	5 U	5 U	5 U	5 U	5 ST
1,1-Dichloroethene	000075-35-4	1.40 U	10.0 U	5 U	10 U	5 U	5 U	5 U	5 U	5 ST
Trichlorofluoromethane	000075-69-4	NA	NA	5 U	10 U	5 U	5 U	5 U	5 U	5 ST
1,2-Dichloropropane	000078-87-5	1.40 U	10.0 U	5 U	10 U	5 U	5 U	5 U	5 U	1 ST
2-Butanone	000078-93-3	2.20 U	10.0 U	5 U	10 U	5 U	5 U	5 U	5 U	50 GV
1,1,2-Trichloroethane	000079-00-5	2.00 U	10.0 U	5 U	10 U	5 U	5 U	5 U	5 U	5 ST
Trichloroethene	000079-01-6	1.40 U	10.0 U	5 U	10 U	5 U	5 U	5 U	5 U	5 ST
1,1,2,2-Tetrachloroethane	000079-34-5	2.20 U	10.0 U	5 U	10 U	5 U	5 U	5 U	5 U	5 ST
1,2-Dichlorobenzene	000095-50-1	NA	NA	5 U	10 U	5 U	5 U	5 U	5 U	3 ST
1,2-Dibromo-3-chloropropane	000096-12-8	NA	NA	5 U	10 U	5 U	5 U	5 U	5 U	0.04 ST
1,2,3-Trichloropropane	000096-18-4	NA	NA	5 U	10 U	5 U	5 U	5 U	5 U	0.04 ST
1,1-Dichloropropene	000563-58-6	NA	NA	NA	10 U	NA	NA	NA	NA	5 ST
TOTAL VOCs		4	0	3	2.8	0	0	0	0	

QUALIFIERS

B: Compound was found in the method blank as well as the sample
 U: Compound was analyzed for but not detected at the detection limit shown.
 J: Compound was found at a concentration below the detection limit, value estimated
 E: Concentration exceeds instrument calibration range; value estimated.
 D: Result taken from analysis at a secondary dilution.

NOTES

GV: Guidance Value NS: Not Sampled
 ST: Standard
 NA: Not Analyzed
 : Parameter exceeds Standard/Guidance Value

SONIA ROAD LANDFILL
POST CLOSURE GROUNDWATER MONITORING PROGRAM
HISTORIC AND CURRENT SAMPLE RESULTS
VOLATILE ORGANIC COMPOUNDS

Sample ID		MW-04D	MW-04D	MW-04D	MW-04D	MW-04D	MW-04D	MW-04D	MW-04D	NYSDEC Class GA GROUNDWATER
Date of Collection		10/28/97	1/28/98	12/6/00	2/1/01	11/21/02	8/25/03	5/24/04	03/01/05	STANDARD/GUIDANCE VALUE
Volatiles Organic Compounds	CAS #	(ug/l)	(ug/l)	(ug/l)	(ug/l)	(ug/l)	(ug/l)	(ug/l)	(ug/l)	
Ethylbenzene	000100-41-4	0.4 U	10.0 U	5 U	10 U	5 U	5 U	5 U	5 U	5 ST
Styrene	000100-42-5	0.4 U	10.0 U	5 U	10 U	5 U	5 U	5 U	5 U	5 ST
cis-1,3-Dichloropropene	010081-01-5	0.2 U	10.0 U	5 U	10 U	5 U	5 U	5 U	5 U	0.4 ST
trans-1,3-Dichloropropene	010061-02-6	0.2 U	10.0 U	5 U	10 U	5 U	5 U	5 U	5 U	0.4 ST
1,4-Dichlorobenzene	000106-46-7	NA	NA	5 U	10 U	5 U	5 U	5 U	5 U	3 ST
1,2-Dibromoethane	000106-93-4	NA	NA	5 U	10 U	5 U	5 U	5 U	5 U	5 ST
1,2-Dichloroethane	000107-06-2	0.2 U	10.0 U	5 U	10 U	5 U	5 U	5 U	5 U	0.6 ST
Acrylonitrile	000107-13-1	NA	NA	5 U	50 U	5 U	5 U	5 U	5 U	5 ST
Vinyl Acetate	000108-05-4	NA	NA	5 U	10 U	5 U	5 U	5 U	5 U	-
4-Methyl-2-pentanone	000108-10-1	0.2 U	10.0 U	5 U	10 U	5 U	5 U	5 U	5 U	-
Toluene	000108-88-3	0.4 U	10.0 U	5 U	10 U	1 J	5 U	5 U	5 U	5 ST
Chlorobenzene	000108-90-7	1 J	10.0 U	5 U	10 U	5 U	5 U	1 J	5 U	5 ST
trans-1,4-Dichloro-2-butene	000110-57-6	NA	NA	5 U	10 U	5 U	5 U	5 U	5 U	5 ST
Dibromochloromethane	000124-48-1	0.2 U	10.0 U	5 U	10 U	5 U	5 U	5 U	5 U	50 GV
Tetrachloroethene	000127-18-4	4 J	2.5 J	5 U	10 U	5 U	5 U	5 U	5 U	5 ST
Xylene (total)	001330-20-7	0.6 U	10.0 U	5 U	10 U	5 U	5 U	5 U	5 U	5 ST
1,2-Dichloroethene (total)	000540-59-0	7 J	3.0 J	NA	10 U	NA	NA	NA	NA	5 ST
cis-1,2-Dichloroethene	000156-59-2	NA	NA	5 U	10 U	5 U	5 U	5 U	5 U	5 ST
trans-1,2-Dichloroethene	000156-60-5	NA	NA	5 U	10 U	5 U	5 U	5 U	5 U	5 ST
Carbon tetrachloride	000056-23-5	0.4 U	10.0 U	5 U	10 U	5 U	5 U	5 U	5 U	5 ST
2-Hexanone	000591-78-6	0.2 U	10.0 U	5 U	10 U	5 U	5 U	5 U	5 U	50 GV
1,1,1,2-Tetrachloroethane	000630-20-6	NA	NA	5 U	10 U	5 U	5 U	5 U	5 U	5 ST
Acetone	000067-64-1	0.4 U	10.0 U	5 U	10 U	5 U	5 U	5 U	5 U	50 GV
Chloroform	000067-66-3	0.2 U	10.0 U	5 U	10 U	5 U	5 U	5 U	5 U	7 ST
Benzene	000071-43-2	0.4 U	10.0 U	5 U	10 U	5 U	5 U	5 U	5 U	1 ST
1,1,1-Trichloroethane	000071-55-6	0.6 U	10.0 U	5 U	10 U	5 U	5 U	5 U	5 U	5 ST
Bromomethane	000074-83-9	0.4 U	10.0 U	5 U	10 U	5 U	5 U	5 U	5 U	5 ST
Chloromethane	000074-87-3	0.6 U	10.0 U	5 U	10 U	5 U	5 U	5 U	5 U	5 ST
Iodomethane	000074-88-4	NA	NA	5 U	10 U	5 U	5 U	5 U	5 U	5 ST
Dibromomethane	000074-95-3	NA	NA	5 U	10 U	5 U	5 U	5 U	5 U	5 ST
Bromodichloromethane	000075-27-4	0.2 U	10.0 U	5 U	10 U	5 U	5 U	5 U	5 U	50 GV
Chloroethane	000075-00-3	11	27	4 J	2.5 J	5 U	3 J	3 J	4 J	5 ST
Vinyl chloride	000075-01-4	0.6 U	10.0 U	5 U	10 U	5 U	5 U	5 U	5 U	2 ST
Methylene chloride	000075-09-2	0.4 U	10.0 U	5 U	10 U	5 U	5 U	5 U	5 U	5 ST
Carbon disulfide	000075-15-0	0.4 U	10.0 U	5 U	10 U	5 U	5 U	5 U	5 U	60 GV
Bromoform	000075-25-2	0.6 U	10.0 U	5 U	10 U	5 U	5 U	5 U	5 U	50 GV
Bromochloromethane	000074-97-5	NA	NA	5 U	10 U	5 U	5 U	5 U	5 U	5 ST
1,1-Dichloroethane	000075-34-3	0.4 U	10.0 U	5 U	10 U	5 U	5 U	5 U	5 U	5 ST
1,1-Dichloroethene	000075-35-4	0.6 U	10.0 U	5 U	10 U	5 U	5 U	5 U	5 U	5 ST
Trichlorofluoromethane	000075-69-4	NA	NA	5 U	10 U	5 U	5 U	5 U	5 U	5 ST
1,2-Dichloropropane	000078-87-5	0.4 U	10.0 U	5 U	10 U	5 U	5 U	5 U	5 U	1 ST
2-Butanone	000078-93-3	0.2 U	10.0 U	5 U	10 U	5 U	5 U	5 U	5 U	50 GV
1,1,2-Trichloroethane	000079-00-5	0.2 U	10.0 U	5 U	10 U	5 U	5 U	5 U	5 U	5 ST
Trichloroethene	000079-01-6	0.4 U	10.0 U	5 U	10 U	5 U	5 U	5 U	5 U	5 ST
1,1,2,2-Tetrachloroethane	000079-34-5	0.2 U	10.0 U	5 U	10 U	5 U	5 U	5 U	5 U	5 ST
1,2-Dichlorobenzene	000095-50-1	NA	NA	5 U	10 U	5 U	5 U	5 U	5 U	3 ST
1,2-Dibromo-3-chloropropane	000096-12-8	NA	NA	5 U	10 U	5 U	5 U	5 U	5 U	0.04 ST
1,2,3-Trichloropropane	000096-18-4	NA	NA	5 U	10 U	5 U	5 U	5 U	5 U	0.04 ST
1,1-Dichloropropene	000563-58-6	NA	NA	NA	10 U	NA	NA	NA	NA	5 ST
TOTAL VOCs		23	32.5	4	2.5	1	3	4	4	

QUALIFIERS

B: Compound was found in the method blank as well as the sample
 U: Compound was analyzed for but not detected at the detection limit shown.
 J: Compound was found at a concentration below the detection limit, value estimated
 E: Concentration exceeds instrument calibration range; value estimated.
 D: Result taken from analysis at a secondary dilution.

NOTES

GV: Guidance Value NS: Not Sampled
 ST: Standard
 NA: Not Analyzed
 : Parameter exceeds Standard/Guidance Value

APPENDIX A-3

SONIA ROAD LANDFILL
POST CLOSURE GROUNDWATER MONITORING PROGRAM
HISTORIC AND CURRENT SAMPLE RESULTS
VOLATILE ORGANIC COMPOUNDS

Sample ID		MW-041	MW-041	MW-041	MW-041	MW-041	MW-041	MW-041	MW-041	NYSDEC Class GA GROUNDWATER STANDARD/GUIDANCE VALUE
Date of Collection	CAS #	10/29/97	1/28/98	12/6/00	2/1/01	11/22/02	8/22/03	5/24/04	03/01/05	(ug/l)
Volatile Organic Compounds		(ug/l)	(ug/l)	(ug/l)	(ug/l)	(ug/l)	(ug/l)	(ug/l)	(ug/l)	
Ethylbenzene	000100-41-4	0.4 U	10.0 U	5 U	10 U	5 U	5 U	5 U	5 U	5 ST
Styrene	000100-42-5	0.4 U	10.0 U	5 U	10 U	5 U	5 U	5 U	5 U	5 ST
cis-1,3-Dichloropropene	010061-01-5	0.2 U	10.0 U	5 U	10 U	5 U	5 U	5 U	5 U	0.4 ST
trans-1,3-Dichloropropene	010061-02-6	0.2 U	10.0 U	5 U	10 U	5 U	5 U	5 U	5 U	0.4 ST
1,4-Dichlorobenzene	000106-46-7	NA	NA	5 U	10 U	5 U	5 U	5 U	2 J	3 ST
1,2-Dibromoethane	000106-93-4	NA	NA	5 U	10 U	5 U	5 U	5 U	5 U	5 ST
1,2-Dichloroethane	000107-06-2	0.2 U	10.0 U	5 U	10 U	5 U	5 U	5 U	5 U	0.6 ST
Acrylonitrile	000107-13-1	NA	NA	5 U	50 U	5 U	5 U	5 U	5 U	5 ST
Vinyl Acetate	000108-05-4	NA	NA	5 U	10 U	5 U	5 U	5 U	5 U	-
4-Methyl-2-pentanone	000108-10-1	3 J	10.0 U	5 U	10 U	5 U	5 U	5 U	5 U	-
Toluene	000108-88-3	1 J	10.0 U	5 U	10 U	5 U	5 U	5 U	5 U	5 ST
Chlorobenzene	000108-90-7	0.4 U	10.0 U	2 J	1.4 J	2 J	3 J	1 J	3 J	5 ST
trans-1,4-Dichloro-2-butene	000110-57-6	NA	NA	5 U	10 U	5 U	5 U	5 U	5 U	5 ST
Dibromochloromethane	000124-48-1	0.2 U	10.0 U	5 U	10 U	5 U	5 U	5 U	5 U	50 GV
Tetrachloroethene	000127-18-4	0.4 U	10.0 U	5 U	10 U	5 U	5 U	5 U	5 U	5 ST
Xylene (total)	001330-20-7	0.6 U	10.0 U	5 U	10 U	5 U	5 U	5 U	5 U	5 ST
1,2-Dichloroethene (total)	000540-59-0	0.4 U	10.0 U	NA	10 U	NA	NA	NA	NA	5 ST
cis-1,2-Dichloroethene	000156-59-2	NA	NA	5 U	10 U	5 U	5 U	5 U	5 U	5 ST
trans-1,2-Dichloroethene	000156-60-5	NA	NA	5 U	10 U	5 U	5 U	5 U	5 U	5 ST
Carbon tetrachloride	000056-23-5	0.4 U	10.0 U	5 U	10 U	5 U	5 U	5 U	5 U	5 ST
2-Hexanone	000591-78-6	0.2 U	10.0 U	5 U	10 U	5 U	5 U	5 U	5 U	50 GV
1,1,1,2-Tetrachloroethane	000630-20-6	NA	NA	5 U	10 U	5 U	5 U	5 U	5 U	5 ST
Acetone	000067-64-1	5 J	10.0 U	5 U	10 U	5 U	5 U	5 U	5 U	50 GV
Chloroform	000067-68-3	0.2 U	10.0 U	5 U	10 U	5 U	5 U	5 U	5 U	7 ST
Benzene	000071-43-2	0.4 U	10.0 U	5 U	10 U	5 U	5 U	5 U	5 U	1 ST
1,1,1-Trichloroethane	000071-55-6	0.6 U	10.0 U	5 U	10 U	5 U	5 U	5 U	5 U	5 ST
Bromomethane	000074-83-9	0.4 U	10.0 U	5 U	10 U	5 U	5 U	5 U	5 U	5 ST
Chloromethane	000074-87-3	0.6 U	10.0 U	5 U	10 U	5 U	5 U	5 U	5 U	5 ST
Iodomethane	000074-88-4	NA	NA	5 U	10 U	5 U	5 U	5 U	5 U	5 ST
Dibromomethane	000074-95-3	NA	NA	5 U	10 U	5 U	5 U	5 U	5 U	5 ST
Bromodichloromethane	000075-27-4	0.2 U	10.0 U	5 U	10 U	5 U	5 U	5 U	5 U	50 GV
Chloroethane	000075-00-3	20	8.6 J	63	29	11	5	58	10	5 ST
Vinyl chloride	000075-01-4	0.6 U	10.0 U	5 U	10 U	5 U	5 U	5 U	5 U	2 ST
Methylene chloride	000075-09-2	0.4 U	10.0 U	5 U	10 U	5 U	5 U	5 U	5 U	5 ST
Carbon disulfide	000075-15-0	0.4 U	10.0 U	5 U	10 U	5 U	5 U	5 U	5 U	60 GV
Bromoform	000075-25-2	0.6 U	10.0 U	5 U	10 U	5 U	5 U	5 U	5 U	50 GV
Bromochloromethane	000074-97-5	NA	NA	5 U	10 U	5 U	5 U	5 U	5 U	5 ST
1,1-Dichloroethane	000075-34-3	0.4 U	10.0 U	5 U	10 U	5 U	5 U	5 U	5 U	5 ST
1,1-Dichloroethene	000075-35-4	0.6 U	10.0 U	5 U	10 U	5 U	5 U	5 U	5 U	5 ST
Trichlorofluoromethane	000075-69-4	NA	NA	5 U	10 U	5 U	5 U	5 U	5 U	5 ST
1,2-Dichloropropane	000078-87-5	0.4 U	10.0 U	5 U	10 U	5 U	5 U	5 U	5 U	1 ST
2-Butanone	000078-93-3	0.2 U	10.0 U	5 U	10 U	5 U	5 U	5 U	5 U	50 GV
1,1,2-Trichloroethane	000079-00-5	0.2 U	10.0 U	5 U	10 U	5 U	5 U	5 U	5 U	5 ST
Trichloroethene	000079-01-6	0.4 U	10.0 U	5 U	10 U	5 U	5 U	5 U	5 U	5 ST
1,1,2,2-Tetrachloroethane	000079-34-5	0.2 U	10.0 U	5 U	10 U	5 U	5 U	5 U	5 U	5 ST
1,2-Dichlorobenzene	000095-50-1	NA	NA	5 U	10 U	5 U	5 U	5 U	5 U	3 ST
1,2-Dibromo-3-chloropropane	000096-12-8	NA	NA	5 U	10 U	5 U	5 U	5 U	5 U	0.04 ST
1,2,3-Trichloropropane	000096-18-4	NA	NA	5 U	10 U	5 U	5 U	5 U	5 U	0.04 ST
1,1-Dichloropropene	000563-58-6	NA	NA	NA	10 U	NA	NA	NA	NA	5 ST
TOTAL VOCs		29	8.6	65	30.4	13	8	59	15	

QUALIFIERS

B: Compound was found in the method blank as well as the sample
 U: Compound was analyzed for but not detected at the detection limit shown.
 J: Compound was found at a concentration below the detection limit, value estimated
 E: Concentration exceeds instrument calibration range; value estimated.
 D: Result taken from analysis at a secondary dilution.

NOTES

GV: Guidance Value NS: Not Sampled
 ST: Standard
 NA: Not Analyzed
 : Parameter exceeds Standard/Guidance Value

SONIA ROAD LANDFILL
POST CLOSURE GROUNDWATER MONITORING PROGRAM
HISTORIC AND CURRENT SAMPLE RESULTS
VOLATILE ORGANIC COMPOUNDS

Sample ID		MW-04S	MW-04S	MW-04S	MW-04S	MW-04S	MW-04S	MW-04S	MW-04S	NYSDEC Class GA
Date of Collection		10/29/97	2/2/98	12/6/00	2/1/01	11/22/02	8/25/03	5/24/04	3/1/05	GROUNDWATER
Volatile Organic Compounds	CAS #	(ug/l)	(ug/l)	(ug/l)	(ug/l)	(ug/l)	(ug/l)	(ug/l)	(ug/l)	STANDARD/GUIDANCE VALUE
Ethylbenzene	000100-41-4	0.4 U	10.0 U	5 U	10 U	5 U	5 U	5 U	5 U	5 ST
Styrene	000100-42-5	0.4 U	10.0 U	5 U	10 U	5 U	5 U	5 U	5 U	5 ST
cis-1,3-Dichloropropene	010061-01-5	0.2 U	10.0 U	5 U	10 U	5 U	5 U	5 U	5 U	0.4 ST
trans-1,3-Dichloropropene	010061-02-6	0.2 U	10.0 U	5 U	10 U	5 U	5 U	5 U	5 U	0.4 ST
1,4-Dichlorobenzene	000106-46-7	NA	NA	5 U	10 U	5 U	1 J	5 U	5 U	3 ST
1,2-Dibromoethane	000106-93-4	NA	NA	5 U	10 U	5 U	5 U	5 U	5 U	5 ST
1,2-Dichloroethane	000107-06-2	0.2 U	10.0 U	5 U	10 U	5 U	5 U	5 U	5 U	0.6 ST
Acrylonitrile	000107-13-1	NA	NA	5 U	50 U	5 U	5 U	5 U	5 U	5 ST
Vinyl Acetate	000108-05-4	NA	NA	5 U	10 U	5 U	5 U	5 U	5 U	-
4-Methyl-2-pentanone	000108-10-1	0.2 U	10.0 U	5 U	10 U	5 U	5 U	5 U	5 U	-
Toluene	000108-88-3	0.4 U	10.0 U	5 U	10 U	5 U	5 U	5 U	5 U	5 ST
Chlorobenzene	000108-90-7	4 J	3.0 J	3 J	2.9 J	5.5	3 J	2 J	2 J	5 ST
trans-1,4-Dichloro-2-butene	000110-57-6	NA	NA	5 U	10 U	5 U	5 U	5 U	5 U	5 ST
Dibromochloromethane	000124-48-1	0.2 U	10.0 U	5 U	10 U	5 U	5 U	5 U	5 U	50 GV
Tetrachloroethene	000127-18-4	0.4 U	10.0 U	5 U	10 U	5 U	5 U	5 U	5 U	5 ST
Xylene (total)	001330-20-7	0.6 U	10.0 U	5 U	10 U	5 U	5 U	5 U	5 U	5 ST
1,2-Dichloroethene (total)	000540-59-0	0.4 U	10.0 U	NA	10 U	NA	NA	NA	NA	5 ST
cis-1,2-Dichloroethene	000156-59-2	NA	NA	5 U	10 U	5 U	5 U	5 U	5 U	5 ST
trans-1,2-Dichloroethene	000156-60-5	NA	NA	5 U	10 U	5 U	5 U	5 U	5 U	5 ST
Carbon tetrachloride	000056-23-5	0.4 U	10.0 U	5 U	10 U	5 U	5 U	5 U	5 U	5 ST
2-Hexanone	000591-78-6	0.2 U	10.0 U	5 U	10 U	5 U	5 U	5 U	5 U	50 GV
1,1,1,2-Tetrachloroethane	000630-20-6	NA	NA	5 U	10 U	5 U	5 U	5 U	5 U	5 ST
Acetone	000067-64-1	0.4 U	3.4 J	5 U	10 U	5 U	5 U	5 U	5 U	50 GV
Chloroform	000067-66-3	0.2 U	10.0 U	5 U	10 U	5 U	5 U	5 U	5 U	7 ST
Benzene	000071-43-2	0.4 U	10.0 U	5 U	10 U	5 U	5 U	5 U	5 U	1 ST
1,1,1-Trichloroethane	000071-55-6	0.6 U	10.0 U	5 U	10 U	5 U	5 U	5 U	5 U	5 ST
Bromomethane	000074-83-9	0.4 U	10.0 U	5 U	10 U	5 U	5 U	5 U	5 U	5 ST
Chloromethane	000074-87-3	0.6 U	10.0 U	5 U	10 U	5 U	5 U	5 U	5 U	5 ST
Iodomethane	000074-88-4	NA	NA	5 U	10 U	5 U	5 U	5 U	5 U	5 ST
Dibromomethane	000074-95-3	NA	NA	5 U	10 U	5 U	5 U	5 U	5 U	5 ST
Bromodichloromethane	000075-27-4	0.2 U	10.0 U	5 U	10 U	5 U	5 U	5 U	5 U	50 GV
Chloroethane	000075-00-3	0.4 J	7.2 J	5 J	3.8 J	5 U	3 J	5 U	5 U	5 ST
Vinyl chloride	000075-01-4	0.6 U	10.0 U	5 U	10 U	5 U	5 U	5 U	5 U	2 ST
Methylene chloride	000075-09-2	0.4 U	10.0 U	6 U	10 U	5 U	5 U	5 U	5 U	5 ST
Carbon disulfide	000075-15-0	0.4 U	10.0 U	5 U	10 U	5 U	5 U	5 U	5 U	60 GV
Bromoform	000075-25-2	0.6 U	10.0 U	5 U	10 U	5 U	5 U	5 U	5 U	50 GV
Bromochloromethane	000074-97-5	NA	NA	5 U	10 U	5 U	5 U	5 U	5 U	5 ST
1,1-Dichloroethane	000075-34-3	0.4 U	10.0 U	5 U	10 U	5 U	5 U	5 U	5 U	5 ST
1,1-Dichloroethene	000075-35-4	0.6 U	10.0 U	5 U	10 U	5 U	5 U	5 U	5 U	5 ST
Trichlorofluoromethane	000075-69-4	NA	NA	5 U	10 U	5 U	5 U	5 U	5 U	5 ST
1,2-Dichloropropane	000078-87-5	0.4 U	10.0 U	5 U	10 U	5 U	5 U	5 U	5 U	1 ST
2-Butanone	000078-93-3	0.2 U	10.0 U	5 U	10 U	5 U	5 U	5 U	5 U	50 GV
1,1,2-Trichloroethane	000079-00-5	0.2 U	10.0 U	5 U	10 U	5 U	5 U	5 U	5 U	5 ST
Trichloroethene	000079-01-6	0.4 U	10.0 U	5 U	10 U	5 U	5 U	5 U	5 U	5 ST
1,1,2,2-Tetrachloroethane	000079-34-5	0.2 U	10.0 U	5 U	10 U	5 U	5 U	5 U	5 U	5 ST
1,2-Dichlorobenzene	000095-50-1	NA	NA	5 U	10 U	5 U	5 U	5 U	5 U	3 ST
1,2-Dibromo-3-chloropropane	000096-12-8	NA	NA	5 U	10 U	5.7	5 U	5 U	5 U	0.04 ST
1,2,3-Trichloropropane	000096-18-4	NA	NA	5 U	10 U	5 U	5 U	5 U	5 U	0.04 ST
1,1-Dichloropropene	000563-58-6	NA	NA	NA	10 U	NA	NA	NA	NA	5 ST
TOTAL VOCs		12	13.6	8	6.7	11.2	7	2	2	

QUALIFIERS

B: Compound was found in the method blank as well as the sample
 U: Compound was analyzed for but not detected at the detection limit shown.
 J: Compound was found at a concentration below the detection limit, value estimated
 E: Concentration exceeds instrument calibration range; value estimated.
 D: Result taken from analysis at a secondary dilution.

NOTES

GV: Guidance Value NS: Not Sampled
 ST: Standard
 NA: Not Analyzed
 : Parameter exceeds Standard/Guidance Value

APPENDIX A-3

SONIA ROAD LANDFILL
POST CLOSURE GROUNDWATER MONITORING PROGRAM
HISTORIC AND CURRENT SAMPLE RESULTS
VOLATILE ORGANIC COMPOUNDS

Sample ID		MW-05D	MW-05D	MW-05D	MW-05D	MW-05D	MW-05D	MW-05D	MW-05D	NYSDEC Class GA
Date of Collection		10/29/97	2/3/98	12/8/00	2/2/01	11/22/02	8/25/03	5/25/04	03/02/05	GROUNDWATER
Volatile Organic Compounds	CAS #	(ug/l)	(ug/l)	(ug/l)	(ug/l)	(ug/l)	(ug/l)	(ug/l)	(ug/l)	STANDARD/GUIDANCE VALUE
Ethylbenzene	000100-41-4	0.4 U	10.0 U	5 U	10 U	5 U	5 U	5 U	5 U	5 ST
Styrene	000100-42-5	0.4 U	10.0 U	5 U	10 U	5 U	5 U	5 U	5 U	5 ST
cis-1,3-Dichloropropene	010061-01-5	0.2 U	10.0 U	5 U	10 U	5 U	5 U	5 U	5 U	0.4 ST
trans-1,3-Dichloropropene	010061-02-6	0.2 U	10.0 U	5 U	10 U	5 U	5 U	5 U	5 U	0.4 ST
1,4-Dichlorobenzene	000106-46-7	NA	NA	1 J	2.4 J	5 U	5 U	5 U	5 U	3 ST
1,2-Dibromoethane	000106-93-4	NA	NA	5 U	10 U	5 U	5 U	5 U	5 U	5 ST
1,2-Dichloroethane	000107-06-2	0.2 U	10.0 U	5 U	10 U	5 U	5 U	5 U	5 U	0.6 ST
Acrylonitrile	000107-13-1	NA	NA	5 U	50 U	5 U	5 U	5 U	5 U	5 ST
Vinyl Acetate	000108-05-4	NA	NA	5 U	10 U	5 U	5 U	5 U	5 U	-
4-Methyl-2-pentanone	000108-10-1	0.2 U	10.0 U	5 U	10 U	5 U	5 U	5 U	5 U	-
Toluene	000108-88-3	0.4 U	10.0 U	5 U	10 U	1 J	5 U	5 U	5 U	5 ST
Chlorobenzene	000108-90-7	2 J	3.9 J	2 J	3.4 J	5 U	5 U	5 U	5 U	5 ST
trans-1,4-Dichloro-2-butene	000110-57-6	NA	NA	5 U	10 U	5 U	5 U	5 U	5 U	5 ST
Dibromochloromethane	000124-48-1	0.2 U	10.0 U	5 U	10 U	5 U	5 U	5 U	5 U	50 GV
Tetrachloroethene	000127-18-4	3 J	10.0 U	5 U	1.2 J	1 J	2 J	2 J	5 U	5 ST
Xylene (total)	001330-20-7	0.6 U	10.0 U	5 U	10 U	5 U	5 U	5 U	5 U	5 ST
1,2-Dichloroethene (total)	000540-59-0	0.4 U	10.0 U	NA	10 U	NA	NA	NA	NA	5 ST
cis-1,2-Dichloroethene	000156-59-2	NA	NA	5 U	10 U	5 U	5 U	5 U	5 U	5 ST
trans-1,2-Dichloroethene	000156-60-5	NA	NA	5 U	10 U	5 U	5 U	5 U	5 U	5 ST
Carbon tetrachloride	000056-23-5	0.4 U	10.0 U	5 U	10 U	5 U	5 U	5 U	5 U	5 ST
2-Hexanone	000591-78-6	0.2 U	10.0 U	5 U	10 U	5 U	5 U	5 U	5 U	50 GV
1,1,1,2-Tetrachloroethane	000630-20-6	NA	NA	5 U	10 U	5 U	5 U	5 U	5 U	5 ST
Acetone	000067-64-1	0.4 U	10.0 U	5 U	10 U	5 U	5 U	5 U	5 U	50 GV
Chloroform	000067-66-3	0.2 U	10.0 U	5 U	10 U	5 U	5 U	5 U	5 U	7 ST
Benzene	000071-43-2	0.4 U	10.0 U	5 U	10 U	5 U	5 U	5 U	5 U	1 ST
1,1,1-Trichloroethane	000071-55-6	0.6 U	10.0 U	5 U	10 U	5 U	5 U	5 U	5 U	5 ST
Bromomethane	000074-83-9	0.4 U	10.0 U	5 U	10 U	5 U	5 U	5 U	5 U	5 ST
Chloromethane	000074-87-3	0.6 U	10.0 U	5 U	10 U	5 U	5 U	5 U	5 U	5 ST
Iodomethane	000074-88-4	NA	NA	5 U	10 U	5 U	5 U	5 U	5 U	5 ST
Dibromomethane	000074-95-3	NA	NA	5 U	10 U	5 U	5 U	5 U	5 U	5 ST
Bromodichloromethane	000075-27-4	0.2 U	10.0 U	5 U	10 U	5 U	5 U	5 U	5 U	50 GV
Chloroethane	000075-00-3	0.4 U	10.0 U	5 U	10 U	5 U	5 U	5 U	5 U	5 ST
Vinyl chloride	000075-01-4	0.6 U	10.0 U	5 U	10 U	5 U	5 U	5 U	5 U	2 ST
Methylene chloride	000075-09-2	0.4 U	10.0 U	5 U	10 U	5 U	5 U	5 U	5 U	5 ST
Carbon disulfide	000075-15-0	0.4 U	10.0 U	5 U	10 U	5 U	5 U	5 U	5 U	60 GV
Bromoform	000075-25-2	0.6 U	10.0 U	5 U	10 U	5 U	5 U	5 U	5 U	50 GV
Bromochloromethane	000074-97-5	NA	NA	5 U	10 U	5 U	5 U	5 U	5 U	5 ST
1,1-Dichloroethane	000075-34-3	1 J	10.0 U	5 U	10 U	5 U	5 U	5 U	5 U	5 ST
1,1-Dichloroethene	000075-35-4	0.6 U	10.0 U	5 U	10 U	5 U	5 U	5 U	5 U	5 ST
Trichlorofluoromethane	000075-69-4	NA	NA	5 U	10 U	5 U	5 U	5 U	5 U	5 ST
1,2-Dichloropropane	000078-87-5	0.4 U	10.0 U	5 U	10 U	5 U	5 U	5 U	5 U	1 ST
2-Butanone	000078-93-3	0.2 U	10.0 U	5 U	10 U	5 U	5 U	5 U	5 U	50 GV
1,1,2-Trichloroethane	000079-00-5	0.2 U	10.0 U	5 U	10 U	5 U	5 U	5 U	5 U	5 ST
Trichloroethene	000079-01-6	0.4 U	10.0 U	5 U	10 U	5 U	5 U	5 U	5 U	5 ST
1,1,2,2-Tetrachloroethane	000079-34-5	0.2 U	10.0 U	5 U	10 U	5 U	5 U	5 U	5 U	5 ST
1,2-Dichlorobenzene	000095-50-1	NA	NA	5 U	10 U	5 U	5 U	5 U	5 U	3 ST
1,2-Dibromo-3-chloropropane	000096-12-8	NA	NA	5 U	10 U	5 U	5 U	5 U	5 U	0.04 ST
1,2,3-Trichloropropane	000096-18-4	NA	NA	5 U	10 U	5 U	5 U	5 U	5 U	0.04 ST
1,1-Dichloropropene	000563-58-6	NA	NA	NA	10 U	NA	NA	NA	NA	5 ST
TOTAL VOCs		6	3.9	3	7	2	2	2	0	

QUALIFIERS

B: Compound was found in the method blank as well as the sample
 U: Compound was analyzed for but not detected at the detection limit shown.
 J: Compound was found at a concentration below the detection limit, value estimated
 E: Concentration exceeds instrument calibration range; value estimated.
 D: Result taken from analysis at a secondary dilution.

NOTES

GV: Guidance Value NS: Not Sampled
 ST: Standard
 NA: Not Analyzed
 : Parameter exceeds Standard/Guidance Value

SONIA ROAD LANDFILL
 POST CLOSURE GROUNDWATER MONITORING PROGRAM
 HISTORIC AND CURRENT SAMPLE RESULTS
 VOLATILE ORGANIC COMPOUNDS

Sample ID		MW-05I	MW-05I	MW-05I	MW-05I	MW-05I	MW-05I	MW-05I	MW-05I	NYSDEC Class GA GROUNDWATER
Date of Collection	CAS #	10/29/97	2/2/98	12/8/00	2/2/01	11/22/02	8/25/03	5/25/04	03/02/05	STANDARD/GUIDANCE VALUE
Volatiles Organic Compounds		(ug/l)	(ug/l)	(ug/l)	(ug/l)	(ug/l)	(ug/l)	(ug/l)	(ug/l)	(ug/l)
Ethylbenzene	000100-41-4	0.4 U	10.0 U	5 U	10 U	5 U	5 U	5 U	5 U	5 ST
Styrene	000100-42-5	0.4 U	10.0 U	5 U	10 U	5 U	5 U	5 U	5 U	5 ST
cis-1,3-Dichloropropene	010061-01-5	0.2 U	10.0 U	5 U	10 U	5 U	5 U	5 U	5 U	0.4 ST
trans-1,3-Dichloropropene	010061-02-6	0.2 U	10.0 U	5 U	10 U	5 U	5 U	5 U	5 U	0.4 ST
1,4-Dichlorobenzene	000106-46-7	NA	NA	5 U	10 U	5 U	5 U	5 U	5 U	3 ST
1,2-Dibromoethane	000106-93-4	NA	NA	5 U	10 U	5 U	5 U	5 U	5 U	5 ST
1,2-Dichloroethane	000107-06-2	0.2 U	10.0 U	5 U	10 U	5 U	5 U	5 U	5 U	0.6 ST
Acrylonitrile	000107-13-1	NA	NA	5 U	50 U	5 U	5 U	5 U	5 U	5 ST
Vinyl Acetate	000108-05-4	NA	NA	5 U	10 U	5 U	5 U	5 U	5 U	-
4-Methyl-2-pentanone	000108-10-1	0.2 U	10.0 U	5 U	10 U	5 U	5 U	5 U	5 U	-
Toluene	000108-88-3	0.4 U	10.0 U	5 U	10 U	5 U	5 U	5 U	5 U	5 ST
Chlorobenzene	000108-90-7	0.4 U	10.0 U	5 U	10 U	5 U	5 U	5 U	5 U	5 ST
trans-1,4-Dichloro-2-butene	000110-57-6	NA	NA	5 U	10 U	5 U	5 U	5 U	5 U	5 ST
Dibromochloromethane	000124-48-1	0.2 U	10.0 U	5 U	10 U	5 U	5 U	5 U	5 U	50 GV
Tetrachloroethene	000127-18-4	0.4 U	10.0 U	5 U	10 U	5 U	5 U	5 U	5 U	5 ST
Xylene (total)	001330-20-7	0.6 U	10.0 U	5 U	10 U	5 U	5 U	5 U	5 U	5 ST
1,2-Dichloroethene (total)	000540-59-0	4 J	4.2 J	NA	10 U	NA	NA	NA	NA	5 ST
cis-1,2-Dichloroethene	000156-59-2	NA	NA	5 U	10 U	1 J	5 U	5 U	5 U	5 ST
trans-1,2-Dichloroethene	000156-60-5	NA	NA	5 U	10 U	5 U	5 U	5 U	5 U	5 ST
Carbon tetrachloride	000056-23-5	0.4 U	10.0 U	5 U	10 U	5 U	5 U	5 U	5 U	5 ST
2-Hexanone	000591-78-6	0.2 U	10.0 U	5 U	10 U	5 U	5 U	5 U	5 U	50 GV
1,1,1,2-Tetrachloroethane	000630-20-6	NA	NA	5 U	10 U	5 U	5 U	5 U	5 U	5 ST
Acetone	000067-64-1	0.4 U	3.5 J	5 U	10 U	5 U	5 U	5 U	5 U	50 GV
Chloroform	000067-66-3	0.2 U	10.0 U	5 U	10 U	5 U	5 U	5 U	5 U	7 ST
Benzene	000071-43-2	0.4 U	10.0 U	5 U	10 U	5 U	5 U	5 U	5 U	1 ST
1,1,1-Trichloroethane	000071-55-6	0.6 U	10.0 U	5 U	10 U	5 U	5 U	5 U	5 U	5 ST
Bromomethane	000074-83-9	0.4 U	10.0 U	5 U	10 U	5 U	5 U	5 U	5 U	5 ST
Chloromethane	000074-87-3	0.6 U	10.0 U	5 U	10 U	5 U	5 U	5 U	5 U	5 ST
Iodomethane	000074-88-4	NA	NA	5 U	10 U	5 U	5 U	5 U	5 U	5 ST
Dibromomethane	000074-95-3	NA	NA	5 U	10 U	5 U	5 U	5 U	5 U	5 ST
Bromodichloromethane	000075-27-4	0.2 U	10.0 U	5 U	10 U	5 U	5 U	5 U	5 U	50 GV
Chloroethane	000075-00-3	0.4 U	10.0 U	5 U	10 U	5 U	5 U	5 U	5 U	5 ST
Vinyl chloride	000075-01-4	0.6 U	10.0 U	5 U	10 U	5 U	5 U	5 U	5 U	2 ST
Methylene chloride	000075-09-2	0.4 U	10.0 U	5 U	10 U	5 U	5 U	5 U	5 U	5 ST
Carbon disulfide	000075-15-0	0.4 U	10.0 U	5 U	10 U	5 U	5 U	5 U	5 U	60 GV
Bromoform	000075-25-2	0.6 U	10.0 U	5 U	10 U	5 U	5 U	5 U	5 U	50 GV
Bromochloromethane	000074-97-5	NA	NA	5 U	10 U	5 U	5 U	5 U	5 U	5 ST
1,1-Dichloroethane	000075-34-3	0.4 U	10.0 U	5 U	10 U	5 U	5 U	5 U	5 U	5 ST
1,1-Dichloroethene	000075-35-4	0.6 U	10.0 U	5 U	10 U	5 U	5 U	5 U	5 U	5 ST
Trichlorofluoromethane	000075-69-4	NA	NA	5 U	10 U	5 U	5 U	5 U	5 U	5 ST
1,2-Dichloropropane	000078-87-5	0.4 U	10.0 U	5 U	10 U	5 U	5 U	5 U	5 U	1 ST
2-Butanone	000078-93-3	0.2 U	10.0 U	5 U	10 U	5 U	5 U	5 U	5 U	50 GV
1,1,2-Trichloroethane	000079-00-5	0.2 U	10.0 U	5 U	10 U	5 U	5 U	5 U	5 U	5 ST
Trichloroethene	000079-01-6	4 J	2.2 J	5 U	10 U	5 U	5 U	5 U	5 U	5 ST
1,1,2,2-Tetrachloroethane	000079-34-5	0.2 U	10.0 U	5 U	10 U	5 U	5 U	5 U	5 U	5 ST
1,2-Dichlorobenzene	000095-50-1	NA	NA	5 U	10 U	5 U	5 U	5 U	5 U	3 ST
1,2-Dibromo-3-chloropropane	000096-12-8	NA	NA	5 U	10 U	5 U	5 U	5 U	5 U	0.04 ST
1,2,3-Trichloropropane	000096-18-4	NA	NA	5 U	10 U	5 U	5 U	5 U	5 U	0.04 ST
1,1-Dichloropropene	000563-58-6	NA	NA	NA	10 U	NA	NA	NA	NA	5 ST
TOTAL VOCs		8	9.9	0	0	1	0	0	0	

QUALIFIERS

B: Compound was found in the method blank as well as the sample
 U: Compound was analyzed for but not detected at the detection limit shown.
 J: Compound was found at a concentration below the detection limit, value estimated
 E: Concentration exceeds instrument calibration range; value estimated.
 D: Result taken from analysis at a secondary dilution.

NOTES

GV: Guidance Value NS: Not Sampled
 ST: Standard
 NA: Not Analyzed
 █: Parameter exceeds Standard/Guidance Value

APPENDIX A-3

SONIA ROAD LANDFILL
POST CLOSURE GROUNDWATER MONITORING PROGRAM
HISTORIC AND CURRENT SAMPLE RESULTS
VOLATILE ORGANIC COMPOUNDS

Sample ID		MW-05S	MW-05S	MW-05S	MW-05S	MW-05S	MW-05S	MW-05S	MW-05S	NYSDEC Class GA
Date of Collection		10/29/97	2/3/98	12/8/00	2/2/01	11/22/02	8/25/03	5/25/04	03/02/05	GROUNDWATER
Volatiles Organic Compounds	CAS #	(ug/l)	(ug/l)	(ug/l)	(ug/l)	(ug/l)	(ug/l)	(ug/l)	(ug/l)	STANDARD/GUIDANCE VALUE
Ethylbenzene	000100-41-4	0.4 U	10.0 U	5 U	10 U	5 U	5 U	5 U	5 U	5 ST
Styrene	000100-42-5	0.4 U	10.0 U	5 U	10 U	5 U	5 U	5 U	5 U	5 ST
cis-1,3-Dichloropropene	010081-01-5	0.2 U	10.0 U	5 U	10 U	5 U	5 U	5 U	5 U	0.4 ST
trans-1,3-Dichloropropene	010081-02-8	0.2 U	10.0 U	5 U	10 U	5 U	5 U	5 U	5 U	0.4 ST
1,4-Dichlorobenzene	000106-46-7	NA	NA	5 U	1.2 J	5 U	1 J	1 J	5 U	3 ST
1,2-Dibromoethane	000106-93-4	NA	NA	5 U	10 U	5 U	5 U	5 U	5 U	5 ST
1,2-Dichloroethane	000107-06-2	0.2 U	10.0 U	5 U	10 U	5 U	5 U	5 U	5 U	0.6 ST
Acrylonitrile	000107-13-1	NA	NA	5 U	50 U	5 U	5 U	5 U	5 U	5 ST
Vinyl Acetate	000108-05-4	NA	NA	5 U	10 U	5 U	5 U	5 U	5 U	-
4-Methyl-2-pentanone	000108-10-1	0.2 U	10.0 U	5 U	10 U	5 U	5 U	5 U	5 U	-
Toluene	000108-88-3	0.4 U	10.0 U	5 U	10 U	5 U	5 U	5 U	5 U	5 ST
Chlorobenzene	000108-90-7	5 J	2.4 J	3 J	4.9 J	5 U	1 J	2 J	1 J	5 ST
trans-1,4-Dichloro-2-butene	000110-57-6	NA	NA	5 U	10 U	5 U	5 U	5 U	5 U	5 ST
Dibromochloromethane	000124-48-1	0.2 U	10.0 U	5 U	10 U	5 U	5 U	5 U	5 U	50 GV
Tetrachloroethene	000127-18-4	0.4 U	10.0 U	5 U	10 U	5 U	5 U	5 U	5 U	5 ST
Xylene (total)	001330-20-7	0.6 U	10.0 U	5 U	10 U	5 U	5 U	5 U	5 U	5 ST
1,2-Dichloroethene (total)	000540-59-0	0.4 U	10.0 U	NA	10 U	NA	NA	NA	NA	5 ST
cis-1,2-Dichloroethene	000156-59-2	NA	NA	5 U	NA	5 U	5 U	5 U	5 U	5 ST
trans-1,2-Dichloroethene	000156-60-5	NA	NA	5 U	NA	5 U	5 U	5 U	5 U	5 ST
Carbon tetrachloride	000056-23-5	0.4 U	10.0 U	5 U	10 U	5 U	5 U	5 U	5 U	5 ST
2-Hexanone	000591-78-6	0.2 U	10.0 U	5 U	10 U	5 U	5 U	5 U	5 U	60 GV
1,1,1,2-Tetrachloroethane	000630-20-6	NA	NA	5 U	10 U	5 U	5 U	5 U	5 U	5 ST
Acetone	000067-64-1	0.4 U	10.0 U	5 U	2 J	5 U	5 U	5 U	5 U	50 GV
Chloroform	000067-66-3	0.2 U	10.0 U	5 U	10 U	5 U	5 U	5 U	5 U	7 ST
Benzene	000071-43-2	0.4 U	10.0 U	5 U	10 U	5 U	5 U	5 U	5 U	1 ST
1,1,1-Trichloroethane	000071-55-6	0.6 U	10.0 U	5 U	10 U	5 U	5 U	5 U	5 U	5 ST
Bromomethane	000074-83-9	0.4 U	10.0 U	5 U	10 U	5 U	5 U	5 U	5 U	5 ST
Chloromethane	000074-87-3	0.6 U	10.0 U	5 U	10 U	5 U	5 U	5 U	5 U	5 ST
Iodomethane	000074-88-4	NA	NA	5 U	10 U	5 U	5 U	5 U	5 U	5 ST
Dibromomethane	000074-95-3	NA	NA	5 U	10 U	5 U	5 U	5 U	5 U	5 ST
Bromodichloromethane	000075-27-4	0.2 U	10.0 U	5 U	10 U	5 U	5 U	5 U	5 U	50 GV
Chloroethane	000075-00-3	9 J	5.1 J	3 J	5.2 J	6.6	5 U	5 U	5 U	5 ST
Vinyl chloride	000075-01-4	0.6 U	10.0 U	5 U	10 U	5 U	5 U	5 U	5 U	2 ST
Methylene chloride	000075-09-2	0.4 U	10.0 U	5 U	10 U	5 U	5 U	5 U	5 U	5 ST
Carbon disulfide	000075-15-0	0.4 U	10.0 U	5 U	10 U	5 U	5 U	5 U	5 U	60 GV
Bromoform	000075-25-2	0.6 U	10.0 U	5 U	10 U	5 U	5 U	5 U	5 U	50 GV
Bromochloromethane	000074-97-5	NA	NA	5 U	10 U	5 U	5 U	5 U	5 U	5 ST
1,1-Dichloroethane	000075-34-3	0.4 U	10.0 U	5 U	10 U	5 U	5 U	5 U	5 U	5 ST
1,1-Dichloroethene	000075-35-4	0.6 U	10.0 U	5 U	10 U	5 U	5 U	5 U	5 U	5 ST
Trichlorofluoromethane	000075-69-4	NA	NA	5 U	10 U	5 U	5 U	5 U	5 U	5 ST
1,2-Dichloropropane	000078-87-5	0.4 U	10.0 U	5 U	10 U	5 U	5 U	5 U	5 U	1 ST
2-Butanone	000078-93-3	0.2 U	10.0 U	5 U	10 U	5 U	5 U	5 U	5 U	50 GV
1,1,2-Trichloroethane	000079-00-5	0.2 U	10.0 U	5 U	10 U	5 U	5 U	5 U	5 U	5 ST
Trichloroethene	000079-01-6	0.4 U	10.0 U	5 U	10 U	5 U	5 U	5 U	5 U	5 ST
1,1,2,2-Tetrachloroethane	000079-34-5	0.2 U	10.0 U	5 U	10 U	5 U	5 U	5 U	5 U	5 ST
1,2-Dichlorobenzene	000095-50-1	NA	NA	5 U	10 U	5 U	5 U	5 U	5 U	3 ST
1,2-Dibromo-3-chloropropane	000096-12-8	NA	NA	5 U	10 U	5 U	5 U	5 U	5 U	0.04 ST
1,2,3-Trichloropropane	000096-18-4	NA	NA	5 U	10 U	5 U	5 U	5 U	5 U	0.04 ST
1,1-Dichloropropene	000563-58-6	NA	NA	NA	10 U	NA	NA	NA	NA	5 ST
TOTAL VOCs		14	7.5	6	13.3	6.6	2	3	1	

QUALIFIERS

B: Compound was found in the method blank as well as the sample
 U: Compound was analyzed for but not detected at the detection limit shown.
 J: Compound was found at a concentration below the detection limit, value estimated
 E: Concentration exceeds instrument calibration range; value estimated.
 D: Result taken from analysis at a secondary dilution.

NOTES

GV: Guidance Value NS: Not Sampled
 ST: Standard
 NA: Not Analyzed
 [Redacted]: Parameter exceeds Standard/Guidance Value

SONIA ROAD LANDFILL
 POST CLOSURE GROUNDWATER MONITORING PROGRAM
 HISTORIC AND CURRENT SAMPLE RESULTS
 VOLATILE ORGANIC COMPOUNDS

Sample ID		MW-06D	MW-06D	MW-06D	MW-06D	MW-06D	MW-06D	MW-06D	MW-06D	NYSDEC Class GA
Date of Collection		10/28/97	1/28/98	12/5/00	1/31/01	11/20/02	8/22/03	5/24/04	03/01/05	GROUNDWATER
Volatile Organic Compounds	CAS #	(ug/l)	(ug/l)	(ug/l)	(ug/l)	(ug/l)	(ug/l)	(ug/l)	(ug/l)	STANDARD/GUIDANCE VALUE
Ethylbenzene	000100-41-4	0.4 U	10.0 U	5 U	10 U	5 U	5 U	5 U	5 U	5 ST
Styrene	000100-42-5	0.4 U	10.0 U	5 U	10 U	5 U	5 U	5 U	5 U	5 ST
cis-1,3-Dichloropropene	010081-01-5	0.2 U	10.0 U	5 U	10 U	5 U	5 U	5 U	5 U	0.4 ST
trans-1,3-Dichloropropene	010081-02-6	0.2 U	10.0 U	5 U	10 U	5 U	5 U	5 U	5 U	0.4 ST
1,4-Dichlorobenzene	000106-46-7	NA	NA	5 U	10 U	5 U	5 U	5 U	5 U	3 ST
1,2-Dibromoethane	000106-93-4	NA	NA	5 U	10 U	5 U	5 U	5 U	5 U	5 ST
1,2-Dichloroethane	000107-06-2	0.2 U	10.0 U	5 U	10 U	5 U	5 U	5 U	5 U	0.6 ST
Acrylonitrile	000107-13-1	NA	NA	5 U	50 U	5 U	5 U	5 U	5 U	5 ST
Vinyl Acetate	000108-05-4	NA	NA	5 U	10 U	5 U	5 U	5 U	5 U	-
4-Methyl-2-pentanone	000108-10-1	0.2 U	10.0 U	5 U	10 U	5 U	5 U	5 U	5 U	-
Toluene	000108-88-3	1 J	10.0 U	5 U	10 U	2 J	5 U	5 U	5 U	5 ST
Chlorobenzene	000108-90-7	0.4 U	10.0 U	5 U	10 U	5 U	5 U	5 U	5 U	5 ST
trans-1,4-Dichloro-2-butene	000110-57-6	NA	NA	5 U	10 U	5 U	5 U	5 U	5 U	5 ST
Dibromochloromethane	000124-48-1	0.2 U	10.0 U	5 U	10 U	5 U	5 U	5 U	5 U	50 GV
Tetrachloroethene	000127-18-4	1200 D	1600.0 E	15	11	5	2 J	5 U	5 U	5 ST
Xylene (total)	001330-20-7	0.6 U	10.0 U	5 U	10 U	5 U	5 U	5 U	5 U	5 ST
1,2-Dichloroethene (total)	000540-59-0	480 D	360.0 E	NA	10 U	NA	NA	NA	NA	5 ST
cis-1,2-Dichloroethene	000156-59-2	NA	NA	1 J	1	1 J	5 U	5 U	5 U	5 ST
trans-1,2-Dichloroethene	000156-60-5	NA	NA	5 U	10 U	5 U	5 U	5 U	5 U	5 ST
Carbon tetrachloride	000056-23-5	0.4 U	10.0 U	5 U	10 U	5 U	5 U	5 U	5 U	5 ST
2-Hexanone	000591-78-6	0.2 U	10.0 U	5 U	10 U	5 U	5 U	5 U	5 U	50 GV
1,1,1,2-Tetrachloroethane	000630-20-6	NA	NA	5 U	10 U	5 U	5 U	5 U	5 U	5 ST
Acetone	000067-64-1	0.4 U	10.0 U	5 U	10 U	5 U	5 U	5 U	5 U	50 GV
Chloroform	000067-66-3	0.2 U	10.0 U	5 U	10 U	5 U	5 U	5 U	5 U	7 ST
Benzene	000071-43-2	0.4 U	10.0 U	5 U	10 U	5 U	5 U	5 U	5 U	1 ST
1,1,1-Trichloroethane	000071-55-6	23	17	5 U	10 U	5 U	5 U	5 U	5 U	5 ST
Bromomethane	000074-83-9	0.4 U	10.0 U	5 U	10 U	5 U	5 U	5 U	5 U	5 ST
Chloromethane	000074-87-3	0.6 U	10.0 U	5 U	10 U	5 U	5 U	5 U	5 U	5 ST
Iodomethane	000074-88-4	NA	NA	5 U	10 U	5 U	5 U	5 U	5 U	5 ST
Dibromomethane	000074-95-3	NA	NA	5 U	10 U	5 U	5 U	5 U	5 U	5 ST
Bromodichloromethane	000075-27-4	0.2 U	10.0 U	5 U	10 U	5 U	5 U	5 U	5 U	50 GV
Chloroethane	000075-00-3	0.4 U	10.0 U	5 U	10 U	5 U	5 U	5 U	5 U	5 ST
Vinyl chloride	000075-01-4	16	19	5 U	10 U	5 U	5 U	5 U	5 U	2 ST
Methylene chloride	000075-09-2	0.4 U	10.0 U	5 U	10 U	5 U	5 U	5 U	5 U	5 ST
Carbon disulfide	000075-15-0	0.4 U	10.0 U	5 U	10 U	5 U	5 U	5 U	5 U	60 GV
Bromoform	000075-25-2	0.6 U	10.0 U	5 U	10 U	5 U	5 U	5 U	5 U	50 GV
Bromochloromethane	000074-97-5	NA	NA	5 U	10 U	5 U	5 U	5 U	5 U	5 ST
1,1-Dichloroethane	000075-34-3	4 J	10.0 U	5 U	10 U	5 U	5 U	5 U	5 U	5 ST
1,1-Dichloroethene	000075-35-4	4 J	10.0 U	5 U	10 U	5 U	5 U	5 U	5 U	5 ST
Trichlorofluoromethane	000075-69-4	NA	NA	5 U	10 U	5 U	5 U	5 U	5 U	5 ST
1,2-Dichloropropane	000078-87-5	0.4 U	10.0 U	5 U	10 U	5 U	5 U	5 U	5 U	1 ST
2-Butanone	000078-93-3	0.2 U	10.0 U	5 U	10 U	5 U	5 U	5 U	5 U	50 GV
1,1,2-Trichloroethane	000079-00-5	0.2 U	10.0 U	5 U	10 U	5 U	5 U	5 U	5 U	5 ST
Trichloroethene	000079-01-6	45	36	2 J	10 U	5 U	5 U	5 U	5 U	5 ST
1,1,2,2-Tetrachloroethane	000079-34-5	0.2 U	10.0 U	5 U	10 U	5 U	5 U	5 U	5 U	5 ST
1,2-Dichlorobenzene	000095-50-1	NA	NA	5 U	10 U	5 U	5 U	5 U	5 U	3 ST
1,2-Dibromo-3-chloropropane	000096-12-8	NA	NA	5 U	10 U	5 U	5 U	5 U	5 U	0.04 ST
1,2,3-Trichloropropane	000096-18-4	NA	NA	5 U	10 U	5 U	5 U	5 U	5 U	0.04 ST
1,1-Dichloropropene	000563-58-6	NA	NA	NA	10 U	NA	NA	NA	NA	5 ST
TOTAL VOCs		1776	2032	18	12	8	2	0	0	

QUALIFIERS

- B: Compound was found in the method blank as well as the sample
- U: Compound was analyzed for but not detected at the detection limit shown.
- J: Compound was found at a concentration below the detection limit, value estimated
- E: Concentration exceeds instrument calibration range; value estimated.
- D: Result taken from analysis at a secondary dilution.

NOTES

- GV: Guidance Value
- NS: Not Sampled
- ST: Standard
- NA: Not Analyzed
- █: Parameter exceeds Standard/Guidance Value

SONIA ROAD LANDFILL
 POST CLOSURE GROUNDWATER MONITORING PROGRAM
 HISTORIC AND CURRENT SAMPLE RESULTS
 VOLATILE ORGANIC COMPOUNDS

Sample ID		MW-061	MW-061	MW-061	MW-061	MW-061	MW-061	MW-061	MW-061	NYSDEC Class GA GROUNDWATER
Date of Collection		10/28/97	1/28/98	12/5/00	2/1/01	11/21/02	8/22/03	5/24/04	03/01/05	STANDARD/GUIDANCE VALUE
Volatiles Organic Compounds	CAS #	(ug/l)	(ug/l)	(ug/l)	(ug/l)	(ug/l)	(ug/l)	(ug/l)	(ug/l)	
Ethylbenzene	000100-41-4	0.4 U	10.0 U	5 U	10 U	5 U	5 U	5 U	5 U	5 ST
Styrene	000100-42-5	0.4 U	10.0 U	5 U	10 U	5 U	5 U	5 U	5 U	5 ST
cis-1,3-Dichloropropene	010061-01-5	0.2 U	10.0 U	5 U	10 U	5 U	5 U	5 U	5 U	0.4 ST
trans-1,3-Dichloropropene	010061-02-6	0.2 U	10.0 U	5 U	10 U	5 U	5 U	5 U	5 U	0.4 ST
1,4-Dichlorobenzene	000106-46-7	NA	NA	5 U	10 U	5 U	5 U	5 U	5 U	3 ST
1,2-Dibromoethane	000108-93-4	NA	NA	5 U	10 U	5 U	5 U	5 U	5 U	5 ST
1,2-Dichloroethane	000107-06-2	0.2 U	10.0 U	5 U	10 U	5 U	5 U	5 U	5 U	0.6 ST
Acrylonitrile	000107-13-1	NA	NA	5 U	50 U	5 U	5 U	5 U	5 U	5 ST
Vinyl Acetate	000108-05-4	NA	NA	5 U	10 U	5 U	5 U	5 U	5 U	-
4-Methyl-2-pentanone	000108-10-1	0.2 U	10.0 U	5 U	10 U	5 U	5 U	5 U	5 U	-
Toluene	000108-88-3	0.4 U	10.0 U	5 U	10 U	5 U	5 U	5 U	5 U	5 ST
Chlorobenzene	000108-90-7	0.4 U	10.0 U	5 U	10 U	5 U	5 U	5 U	5 U	5 ST
trans-1,4-Dichloro-2-butene	000110-57-6	NA	NA	5 U	10 U	5 U	5 U	5 U	5 U	5 ST
Dibromochloromethane	000124-48-1	0.2 U	10.0 U	5 U	10 U	5 U	5 U	5 U	5 U	50 GV
Tetrachloroethene	000127-18-4	3 J	10.0 U	2 J	10 U	5 U	5 U	5 U	5 U	5 ST
Xylene (total)	001330-20-7	0.6 U	10.0 U	5 U	10 U	5 U	5 U	5 U	5 U	5 ST
1,2-Dichloroethene (total)	000540-59-0	0.4 U	10.0 U	NA	10 U	NA	NA	NA	NA	5 ST
cis-1,2-Dichloroethene	000156-59-2	NA	NA	4 J	10 U	5 U	5 U	5 U	5 U	5 ST
trans-1,2-Dichloroethene	000156-60-5	NA	NA	5 U	10 U	5 U	5 U	5 U	5 U	5 ST
Carbon tetrachloride	000056-23-5	0.4 U	10.0 U	5 U	10 U	5 U	5 U	5 U	5 U	5 ST
2-Hexanone	000591-78-6	0.2 U	10.0 U	5 U	10 U	5 U	5 U	5 U	5 U	50 GV
1,1,1,2-Tetrachloroethane	000630-20-6	NA	NA	5 U	10 U	5 U	5 U	5 U	5 U	5 ST
Acetone	000067-64-1	0.4 U	10.0 U	5 U	10 U	5 U	5 U	5 U	5 U	50 GV
Chloroform	000067-66-3	0.2 U	10.0 U	5 U	10 U	5 U	5 U	5 U	5 U	7 ST
Benzene	000071-43-2	0.4 U	10.0 U	5 U	10 U	5 U	5 U	5 U	5 U	1 ST
1,1,1-Trichloroethane	000071-55-6	4 J	10.0 U	5 U	10 U	5 U	5 U	5 U	5 U	5 ST
Bromomethane	000074-83-9	0.4 U	10.0 U	5 U	10 U	5 U	5 U	5 U	5 U	5 ST
Chloromethane	000074-87-3	0.6 U	10.0 U	5 U	10 U	5 U	5 U	5 U	5 U	5 ST
Iodomethane	000074-88-4	NA	NA	5 U	10 U	5 U	5 U	5 U	5 U	5 ST
Dibromomethane	000074-95-3	NA	NA	5 U	10 U	5 U	5 U	5 U	5 U	5 ST
Bromodichloromethane	000075-27-4	0.2 U	10.0 U	5 U	10 U	5 U	5 U	5 U	5 U	50 GV
Chloroethane	000075-00-3	0.4 U	10.0 U	5 U	10 U	5 U	5 U	5 U	5 U	5 ST
Vinyl chloride	000075-01-4	0.6 U	10.0 U	5 U	10 U	5 U	5 U	5 U	5 U	2 ST
Methylene chloride	000075-09-2	0.4 U	10.0 U	5 U	10 U	5 U	5 U	5 U	5 U	5 ST
Carbon disulfide	000075-15-0	0.4 U	10.0 U	5 U	10 U	5 U	5 U	5 U	5 U	60 GV
Bromoform	000075-25-2	0.6 U	10.0 U	5 U	10 U	5 U	5 U	5 U	5 U	50 GV
Bromochloromethane	000074-97-5	NA	NA	5 U	10 U	5 U	5 U	5 U	5 U	5 ST
1,1-Dichloroethane	000075-34-3	5 J	10.0 U	5 U	10 U	5 U	5 U	5 U	5 U	5 ST
1,1-Dichloroethene	000075-35-4	0.6 U	10.0 U	5 U	10 U	5 U	5 U	5 U	5 U	5 ST
Trichlorofluoromethane	000075-69-4	NA	NA	5 U	10 U	5 U	5 U	5 U	5 U	5 ST
1,2-Dichloropropane	000078-87-5	0.4 U	10.0 U	5 U	10 U	5 U	5 U	5 U	5 U	1 ST
2-Butanone	000078-93-3	0.2 U	10.0 U	5 U	10 U	5 U	5 U	5 U	5 U	50 GV
1,1,2-Trichloroethane	000079-00-5	0.2 U	10.0 U	5 U	10 U	5 U	5 U	5 U	5 U	5 ST
Trichloroethene	000079-01-6	0.4 U	10.0 U	23	3.1 J	5 U	5 U	5 U	5 U	5 ST
1,1,2,2-Tetrachloroethane	000079-34-5	0.2 U	10.0 U	5 U	10 U	5 U	5 U	5 U	5 U	5 ST
1,2-Dichlorobenzene	000095-50-1	NA	NA	5 U	10 U	5 U	5 U	5 U	5 U	3 ST
1,2-Dibromo-3-chloropropane	000096-12-8	NA	NA	5 U	10 U	5 U	5 U	5 U	5 U	0.04 ST
1,2,3-Trichloropropane	000096-18-4	NA	NA	5 U	10 U	5 U	5 U	5 U	5 U	0.04 ST
1,1-Dichloropropene	000563-58-6	NA	NA	NA	10 U	NA	NA	NA	NA	5 ST
TOTAL VOCs		12	0	29	3.1	0	0	0	0	

QUALIFIERS

B: Compound was found in the method blank as well as the sample
 U: Compound was analyzed for but not detected at the detection limit shown.
 J: Compound was found at a concentration below the detection limit, value estimated
 E: Concentration exceeds instrument calibration range; value estimated.
 D: Result taken from analysis at a secondary dilution.

NOTES

GV: Guidance Value NS: Not Sampled
 ST: Standard
 NA: Not Analyzed
 : Parameter exceeds Standard/Guidance Value

SONIA ROAD LANDFILL
POST CLOSURE GROUNDWATER MONITORING PROGRAM
HISTORIC AND CURRENT SAMPLE RESULTS
VOLATILE ORGANIC COMPOUNDS

Sample ID		MW-06S	MW-06S	MW-06S	MW-06S	MW-06S	MW-06S	MW-06S	MW-06S	NYSDEC Class GA
Date of Collection		10/28/97	1/28/98	12/5/00	2/1/01	11/20/02	8/22/03	5/24/04	03/01/05	GROUNDWATER
Volatile Organic Compounds	CAS #	(ug/l)	(ug/l)	(ug/l)	(ug/l)	(ug/l)	(ug/l)	(ug/l)	(ug/l)	STANDARD/GUIDANCE VALUE
Ethylbenzene	000100-41-4	0.4 U	10.0 U	5 U	10 U	5 U	5 U	5 U	5 U	5 ST
Styrene	000100-42-5	0.4 U	10.0 U	5 U	10 U	5 U	5 U	5 U	5 U	5 ST
cis-1,3-Dichloropropene	010061-01-5	0.2 U	10.0 U	5 U	10 U	5 U	5 U	5 U	5 U	0.4 ST
trans-1,3-Dichloropropene	010061-02-6	0.2 U	10.0 U	5 U	10 U	5 U	5 U	5 U	5 U	0.4 ST
1,4-Dichlorobenzene	000106-46-7	NA	NA	5 U	10 U	5 U	1 J	5 U	5 U	3 ST
1,2-Dibromoethane	000106-93-4	NA	NA	5 U	10 U	5 U	5 U	5 U	5 U	5 ST
1,2-Dichloroethane	000107-06-2	0.2 U	10.0 U	5 U	10 U	5 U	5 U	5 U	5 U	0.6 ST
Acrylonitrile	000107-13-1	NA	NA	5 U	50 U	5 U	5 U	5 U	5 U	5 ST
Vinyl Acetate	000108-05-4	NA	NA	5 U	10 U	5 U	5 U	5 U	5 U	-
4-Methyl-2-pentanone	000108-10-1	0.2 U	10.0 U	5 U	10 U	5 U	5 U	5 U	5 U	-
Toluene	000108-88-3	0.4 U	10.0 U	5 U	10 U	5 U	5 U	5 U	5 U	5 ST
Chlorobenzene	000108-90-7	4 J	6.2 J	5 U	1.1 J	2 J	2 J	1 J	5 U	5 ST
trans-1,4-Dichloro-2-butene	000110-57-6	NA	NA	5 U	10 U	5 U	5 U	5 U	5 U	5 ST
Dibromochloromethane	000124-48-1	0.2 U	10.0 U	5 U	10 U	5 U	5 U	5 U	5 U	50 GV
Tetrachloroethene	000127-18-4	0.4 U	10.0 U	5 U	10 U	5 U	5 U	5 U	5 U	5 ST
Xylene (total)	001330-20-7	0.6 U	10.0 U	5 U	10 U	5 U	5 U	5 U	5 U	5 ST
1,2-Dichloroethene (total)	000540-59-0	0.4 U	10.0 U	NA	10 U	NA	NA	NA	NA	5 ST
cis-1,2-Dichloroethene	000156-59-2	NA	NA	1 J	6	1 J	5 U	5 U	5 U	5 ST
trans-1,2-Dichloroethene	000156-60-5	NA	NA	5 U	10 U	5 U	5 U	5 U	5 U	5 ST
Carbon tetrachloride	000056-23-5	0.4 U	10.0 U	5 U	10 U	5 U	5 U	5 U	5 U	5 ST
2-Hexanone	000591-78-6	0.2 U	10.0 U	5 U	10 U	5 U	5 U	5 U	5 U	50 GV
1,1,1,2-Tetrachloroethane	000630-20-6	NA	NA	5 U	10 U	5 U	5 U	5 U	5 U	5 ST
Acetone	000067-64-1	0.4 U	10.0 U	5 U	10 U	5 U	5 U	5 U	5 U	50 GV
Chloroform	000067-66-3	0.2 U	10.0 U	5 U	10 U	5 U	5 U	5 U	5 U	7 ST
Benzene	000071-43-2	4 J	4.1 J	5 U	10 U	5 U	5 U	5 U	5 U	1 ST
1,1,1-Trichloroethane	000071-55-6	0.6 U	10.0 U	5 U	10 U	5 U	5 U	5 U	5 U	5 ST
Bromomethane	000074-83-9	0.4 U	10.0 U	5 U	10 U	5 U	5 U	5 U	5 U	5 ST
Chloromethane	000074-87-3	0.6 U	10.0 U	5 U	10 U	5 U	5 U	5 U	5 U	5 ST
Iodomethane	000074-88-4	NA	NA	5 U	10 U	5 U	5 U	5 U	5 U	5 ST
Dibromomethane	000074-95-3	NA	NA	5 U	10 U	5 U	5 U	5 U	5 U	5 ST
Bromodichloromethane	000075-27-4	0.2 U	10.0 U	5 U	10 U	5 U	5 U	5 U	5 U	50 GV
Chloroethane	000075-00-3	1 J	10.0 U	5 U	10 U	5 U	5 U	5 U	5 U	5 ST
Vinyl chloride	000075-01-4	0.6 U	10.0 U	5 U	2.6 J	5 U	5 U	5 U	5 U	2 ST
Methylene chloride	000075-09-2	0.4 U	10.0 U	5 U	10 U	5 U	5 U	5 U	5 U	5 ST
Carbon disulfide	000075-15-0	0.4 U	10.0 U	5 U	10 U	5 U	5 U	5 U	5 U	60 GV
Bromoform	000075-25-2	0.6 U	10.0 U	5 U	10 U	5 U	5 U	5 U	5 U	50 GV
Bromochloromethane	000074-97-5	NA	NA	5 U	10 U	5 U	5 U	5 U	5 U	5 ST
1,1-Dichloroethane	000075-34-3	0.4 U	10.0 U	5 U	10 U	5 U	5 U	5 U	5 U	5 ST
1,1-Dichloroethene	000075-35-4	0.6 U	10.0 U	5 U	10 U	5 U	5 U	5 U	5 U	5 ST
Trichlorofluoromethane	000075-69-4	NA	NA	5 U	10 U	5 U	5 U	5 U	5 U	5 ST
1,2-Dichloropropane	000078-87-5	0.4 U	10.0 U	5 U	10 U	5 U	5 U	5 U	5 U	1 ST
2-Butanone	000078-93-3	0.2 U	10.0 U	5 U	10 U	5 U	5 U	5 U	5 U	50 GV
1,1,2-Trichloroethane	000079-00-5	0.2 U	10.0 U	5 U	10 U	5 U	5 U	5 U	5 U	5 ST
Trichloroethene	000079-01-6	0.4 U	10.0 U	5 U	10 U	5 U	5 U	5 U	5 U	5 ST
1,1,2,2-Tetrachloroethane	000079-34-5	0.2 U	10.0 U	5 U	10 U	5 U	5 U	5 U	5 U	5 ST
1,2-Dichlorobenzene	000095-50-1	NA	NA	5 U	10 U	5 U	5 U	5 U	5 U	3 ST
1,2-Dibromo-3-chloropropane	000096-12-8	NA	NA	5 U	10 U	5 U	5 U	5 U	5 U	0.04 ST
1,2,3-Trichloropropane	000096-18-4	NA	NA	5 U	10 U	5 U	5 U	5 U	5 U	0.04 ST
1,1-Dichloropropene	000563-58-6	NA	NA	NA	10 U	NA	NA	NA	NA	5 ST
TOTAL VOCs		9	10.3	1	9.7	3	3	1	0	

QUALIFIERS

B: Compound was found in the method blank as well as the sample
 U: Compound was analyzed for but not detected at the detection limit shown.
 J: Compound was found at a concentration below the detection limit, value estimated
 E: Concentration exceeds instrument calibration range; value estimated.
 D: Result taken from analysis at a secondary dilution.

NOTES

GV: Guidance Value NS: Not Sampled
 ST: Standard
 NA: Not Analyzed
 : Parameter exceeds Standard/Guidance Value

APPENDIX A-3

SONIA ROAD LANDFILL
POST CLOSURE GROUNDWATER MONITORING PROGRAM
HISTORIC AND CURRENT SAMPLE RESULTS
VOLATILE ORGANIC COMPOUNDS

Sample ID		MW-07D	MW-07D	MW-07D	MW-07D					NYSDEC Class GA GROUNDWATER STANDARD/GUIDANCE VALUE
Date of Collection		10/27/97	1/28/98	12/1/00	1/31/01					
Volatile Organic Compounds	CAS #	(ug/l)	(ug/l)	(ug/l)	(ug/l)					
Ethylbenzene	000100-41-4	0.4 U	10.0 U	5 U	10 U					5 ST
Styrene	000100-42-5	0.4 U	10.0 U	5 U	10 U					5 ST
cis-1,3-Dichloropropene	010061-01-5	0.2 U	10.0 U	5 U	10 U					0.4 ST
trans-1,3-Dichloropropene	010061-02-6	0.2 U	10.0 U	5 U	10 U					0.4 ST
1,4-Dichlorobenzene	000106-46-7	NA	NA	5 U	10 U					3 ST
1,2-Dibromoethane	000106-93-4	NA	NA	5 U	10 U					5 ST
1,2-Dichloroethane	000107-06-2	0.2 U	10.0 U	5 U	10 U					0.6 ST
Acrylonitrile	000107-13-1	NA	NA	5 U	50 U					5 ST
Vinyl Acetate	000108-05-4	NA	NA	5 U	10 U					-
4-Methyl-2-pentanone	000108-10-1	0.2 U	10.0 U	5 U	10 U					-
Toluene	000108-88-3	1 J	10.0 U	5 U	10 U					5 ST
Chlorobenzene	000108-90-7	0.4 U	10.0 U	5 U	10 U					5 ST
trans-1,4-Dichloro-2-butene	000110-57-6	NA	NA	5 U	10 U					5 ST
Dibromochloromethane	000124-48-1	0.2 U	10.0 U	5 U	10 U					50 GV
Tetrachloroethene	000127-18-4	21	270.0 E	4 J	3.5 J					5 ST
Xylene (total)	001330-20-7	0.6 U	10.0 U	5 U	10 U					5 ST
1,2-Dichloroethene (total)	000540-59-0	12	140	NA	10 U					5 ST
cis-1,2-Dichloroethene	000156-59-2	NA	NA	5 U	10 U					5 ST
trans-1,2-Dichloroethene	000156-80-5	NA	NA	5 U	10 U					5 ST
Carbon tetrachloride	000056-23-5	0.4 U	10.0 U	5 U	10 U					5 ST
2-Hexanone	000591-78-6	0.2 U	10.0 U	5 U	10 U					50 GV
1,1,1,2-Tetrachloroethane	000630-20-6	NA	NA	5 U	10 U					5 ST
Acetone	000067-64-1	0.4 U	10.0 U	5 U	10 U					50 GV
Chloroform	000067-66-3	0.2 U	10.0 U	5 U	10 U					7 ST
Benzene	000071-43-2	0.4 U	10.0 U	5 U	10 U					1 ST
1,1,1-Trichloroethane	000071-55-6	0.6 U	10.0 U	5 U	10 U					5 ST
Bromomethane	000074-83-9	0.4 U	10.0 U	5 U	10 U					5 ST
Chloromethane	000074-87-3	0.6 U	10.0 U	5 U	10 U					5 ST
Iodomethane	000074-88-4	NA	NA	5 U	10 U					5 ST
Dibromomethane	000074-95-3	NA	NA	5 U	10 U					5 ST
Bromodichloromethane	000075-27-4	0.2 U	10.0 U	5 U	10 U					50 GV
Chloroethane	000075-00-3	0.4 U	10.0 U	5 U	10 U					5 ST
Vinyl chloride	000075-01-4	1 J	7.7 J	5 U	10 U					2 ST
Methylene chloride	000075-09-2	0.4 U	10.0 U	5 U	10 U					5 ST
Carbon disulfide	000075-15-0	0.4 U	10.0 U	5 U	10 U					60 GV
Bromoform	000075-25-2	0.6 U	10.0 U	5 U	10 U					50 GV
Bromochloromethane	000074-97-5	NA	NA	5 U	10 U					5 ST
1,1-Dichloroethane	000075-34-3	0.4 U	10.0 U	5 U	10 U					5 ST
1,1-Dichloroethene	000075-35-4	0.6 U	10.0 U	5 U	10 U					5 ST
Trichlorofluoromethane	000075-69-4	NA	NA	5 U	10 U					5 ST
1,2-Dichloropropane	000078-87-5	0.4 U	10.0 U	5 U	10 U					1 ST
2-Butanone	000078-93-3	0.2 U	10.0 U	5 U	10 U					50 GV
1,1,2-Trichloroethane	000079-00-5	0.2 U	10.0 U	5 U	10 U					5 ST
Trichloroethene	000079-01-6	3 J	50	5 U	10 U					5 ST
1,1,2,2-Tetrachloroethane	000079-34-5	0.2 U	10.0 U	5 U	10 U					5 ST
1,2-Dichlorobenzene	000095-50-1	NA	NA	5 U	10 U					3 ST
1,2-Dibromo-3-chloropropane	000096-12-8	NA	NA	5 U	10 U					0.04 ST
1,2,3-Trichloropropane	000096-18-4	NA	NA	5 U	10 U					0.04 ST
1,1-Dichloropropene	000563-58-6	NA	NA	NA	10 U					5 ST
TOTAL VOCs		38	467.7	4	3.5					

QUALIFIERS

B: Compound was found in the method blank as well as the sample
 U: Compound was analyzed for but not detected at the detection limit shown.
 J: Compound was found at a concentration below the detection limit, value estimated
 E: Concentration exceeds instrument calibration range; value estimated.
 D: Result taken from analysis at a secondary dilution.

NOTES

GV: Guidance Value NS: Not Sampled
 ST: Standard
 NA: Not Analyzed
 [Shaded Box]: Parameter exceeds Standard/Guidance Value

SONIA ROAD LANDFILL
POST CLOSURE GROUNDWATER MONITORING PROGRAM
HISTORIC AND CURRENT SAMPLE RESULTS
VOLATILE ORGANIC COMPOUNDS

Sample ID		MW-071	MW-071	MW-071	MW-071	MW-071	MW-071	MW-071	MW-071	NYSDEC Class GA GROUNDWATER
Date of Collection		10/28/97	1/28/98	12/1/00	1/31/01	11/20/02	8/22/03	5/20/04	02/28/05	STANDARD/GUIDANCE VALUE
Volatiles Organic Compounds	CAS #	(ug/l)	(ug/l)	(ug/l)	(ug/l)	(ug/l)	(ug/l)	(ug/l)	(ug/l)	
Ethylbenzene	000100-41-4	0.4 U	10.0 U	5 U	10 U	5 U	5 U	5 U	5 U	5 ST
Styrene	000100-42-5	0.4 U	10.0 U	5 U	10 U	5 U	5 U	5 U	5 U	5 ST
cis-1,3-Dichloropropene	010061-01-5	0.2 U	10.0 U	5 U	10 U	5 U	5 U	5 U	5 U	0.4 ST
trans-1,3-Dichloropropene	010061-02-6	0.2 U	10.0 U	5 U	10 U	5 U	5 U	5 U	5 U	0.4 ST
1,4-Dichlorobenzene	000106-46-7	NA	NA	5 U	10 U	5 U	5 U	5 U*	5 U	3 ST
1,2-Dibromoethane	000106-93-4	NA	NA	5 U	10 U	5 U	5 U	5 U	5 U	5 ST
1,2-Dichloroethane	000107-06-2	0.2 U	10.0 U	5 U	10 U	5 U	5 U	5 U	5 U	0.6 ST
Acrylonitrile	000107-13-1	NA	NA	5 U	50 U	5 U	5 U	5 U	5 U	5 ST
Vinyl Acetate	000108-05-4	NA	NA	5 U	10 U	5 U	5 U	5 U	5 U	-
4-Methyl-2-pentanone	000108-10-1	0.2 U	10.0 U	5 U	10 U	5 U	5 U	5 U	5 U	-
Toluene	000108-88-3	0.4 U	10.0 U	5 U	10 U	3 J	5 U	5 U	5 U	5 ST
Chlorobenzene	000108-90-7	0.4 U	10.0 U	5 U	10 U	5 U	5 U	5 U*	5 U	5 ST
trans-1,4-Dichloro-2-butene	000110-57-6	NA	NA	5 U	10 U	5 U	5 U	5 U	5 U	5 ST
Dibromochloromethane	000124-48-1	0.2 U	10.0 U	5 U	10 U	5 U	5 U	5 U	5 U	50 GV
Tetrachloroethene	000127-18-4	0.4 U	10.0 U	5 U	10 U	5 U	5 U	1 J	5 U	5 ST
Xylene (total)	001330-20-7	0.6 U	10.0 U	5 U	10 U	5 U	5 U	5 U	5 U	5 ST
1,2-Dichloroethene (total)	000540-59-0	0.4 U	10.0 U	NA	10 U	NA	NA	NA	NA	5 ST
cis-1,2-Dichloroethene	000156-59-2	NA	NA	5 U	10 U	5 U	5 U	5 U	5 U	5 ST
trans-1,2-Dichloroethene	000156-60-5	NA	NA	5 U	10 U	5 U	5 U	5 U	5 U	5 ST
Carbon tetrachloride	000056-23-5	0.4 U	10.0 U	5 U	10 U	5 U	5 U	5 U	5 U	5 ST
2-Hexanone	000591-78-6	0.2 U	10.0 U	5 U	10 U	5 U	5 U	5 U	5 U	50 GV
1,1,1,2-Tetrachloroethane	000630-20-6	NA	NA	5 U	10 U	5 U	5 U	5 U	5 U	5 ST
Acetone	000067-64-1	0.4 U	10.0 U	5 U	10 U	5 U	5 U	5 U	5 U	50 GV
Chloroform	000067-66-3	0.2 U	10.0 U	5 U	10 U	5 U	5 U	5 U	5 U	7 ST
Benzene	000071-43-2	0.4 U	10.0 U	5 U	10 U	5 U	5 U	5 U	5 U	1 ST
1,1,1-Trichloroethane	000071-55-6	0.6 U	10.0 U	8	2.6 J	5 U	5 U	5 U	5 U	5 ST
Bromomethane	000074-83-9	0.4 U	10.0 U	5 U	10 U	5 U	5 U	5 U	5 U	5 ST
Chloromethane	000074-87-3	0.6 U	10.0 U	5 U	10 U	5 U	5 U	5 U	5 U	5 ST
Iodomethane	000074-88-4	NA	NA	5 U	10 U	5 U	5 U	5 U	5 U	5 ST
Dibromomethane	000074-95-3	NA	NA	5 U	10 U	5 U	5 U	5 U	5 U	5 ST
Bromodichloromethane	000075-27-4	0.2 U	10.0 U	5 U	10 U	5 U	5 U	5 U	5 U	50 GV
Chloroethane	000075-00-3	0.4 U	10.0 U	5 U	10 U	5 U	5 U	5 U	5 U	5 ST
Vinyl chloride	000075-01-4	0.6 U	10.0 U	5 U	10 U	5 U	5 U	5 U	5 U	2 ST
Methylene chloride	000075-09-2	0.4 U	10.0 U	5 U	10 U	5 U	5 U	5 U	5 U	5 ST
Carbon disulfide	000075-15-0	0.4 U	10.0 U	5 U	10 U	5 U	5 U	5 U	5 U	60 GV
Bromoform	000075-25-2	0.6 U	10.0 U	5 U	10 U	5 U	5 U	5 U	5 U	50 GV
Bromochloromethane	000074-97-5	NA	NA	5 U	10 U	5 U	5 U	5 U	5 U	5 ST
1,1-Dichloroethane	000075-34-3	0.4 U	10.0 U	5 U	10 U	5 U	5 U	5 U	5 U	5 ST
1,1-Dichloroethene	000075-35-4	0.6 U	10.0 U	5 U	10 U	5 U	5 U	5 U	5 U	5 ST
Trichlorofluoromethane	000075-69-4	NA	NA	5 U	10 U	5 U	5 U	5 U	5 U	5 ST
1,2-Dichloropropane	000078-87-5	0.4 U	10.0 U	5 U	10 U	5 U	5 U	5 U	5 U	1 ST
2-Butanone	000078-93-3	0.2 U	10.0 U	5 U	10 U	5 U	5 U	5 U	5 U	50 GV
1,1,2-Trichloroethane	000079-00-5	0.2 U	10.0 U	5 U	10 U	5 U	5 U	5 U	5 U	5 ST
Trichloroethene	000079-01-6	0.4 U	10.0 U	5 U	10 U	5 U	5 U	5 U	5 U	5 ST
1,1,1,2-Tetrachloroethane	000079-34-5	0.2 U	10.0 U	5 U	10 U	5 U	5 U	5 U	5 U	5 ST
1,2-Dichlorobenzene	000095-50-1	NA	NA	5 U	10 U	5 U	5 U	5 U	5 U	3 ST
1,2-Dibromo-3-chloropropane	000096-12-8	NA	NA	5 U	10 U	5 U	5 U	5 U	5 U	0.04 ST
1,2,3-Trichloropropane	000096-18-4	NA	NA	5 U	10 U	5 U	5 U	5 U	5 U	0.04 ST
1,1-Dichloropropene	000563-58-6	NA	NA	NA	10 U	NA	NA	NA	NA	5 ST
TOTAL VOCs		0	0	6	2.6	3	0	1	0	

QUALIFIERS

B: Compound was found in the method blank as well as the sample
 U: Compound was analyzed for but not detected at the detection limit shown.
 J: Compound was found at a concentration below the detection limit, value estimated
 E: Concentration exceeds instrument calibration range; value estimated.
 D: Result taken from analysis at a secondary dilution.

U*: Result qualified as non-detect based on validation criteria

NOTES

GV: Guidance Value NS: Not Sampled
 ST: Standard
 NA: Not Analyzed
 : Parameter exceeds Standard/Guidance Value

APPENDIX A-3

SONIA ROAD LANDFILL
POST CLOSURE GROUNDWATER MONITORING PROGRAM
HISTORIC AND CURRENT SAMPLE RESULTS
VOLATILE ORGANIC COMPOUNDS

Sample ID		MW-07S	MW-07S	MW-07S	MW-07S					NYSDEC Class GA GROUNDWATER STANDARD/GUIDANCE VALUE
Date of Collection		10/27/97	1/28/98	12/5/00	1/31/01					
Volatile Organic Compounds	CAS #	(ug/l)	(ug/l)	(ug/l)	(ug/l)					
Ethylbenzene	000100-41-4	0.4 U	10.0 U	5 U	10 U					5 ST
Styrene	000100-42-5	0.4 U	10.0 U	5 U	10 U					5 ST
cis-1,3-Dichloropropene	010061-01-5	0.2 U	10.0 U	5 U	10 U					0.4 ST
trans-1,3-Dichloropropene	010061-02-6	0.2 U	10.0 U	5 U	10 U					0.4 ST
1,4-Dichlorobenzene	000106-46-7	NA	NA	5 U	10 U					3 ST
1,2-Dibromoethane	000106-93-4	NA	NA	5 U	10 U					5 ST
1,2-Dichloroethane	000107-06-2	0.2 U	10.0 U	5 U	10 U					0.6 ST
Acrylonitrile	000107-13-1	NA	NA	5 U	50 U					5 ST
Vinyl Acetate	000108-05-4	NA	NA	5 U	10 U					-
4-Methyl-2-pentanone	000108-10-1	0.2 U	10.0 U	5 U	10 U					-
Toluene	000108-88-3	0.4 U	10.0 U	5 U	10 U					5 ST
Chlorobenzene	000108-90-7	0.4 U	10.0 U	5 U	10 U					5 ST
trans-1,4-Dichloro-2-butene	000110-57-6	NA	NA	5 U	10 U					5 ST
Dibromochloromethane	000124-48-1	0.2 U	10.0 U	5 U	10 U					50 GV
Tetrachloroethene	000127-18-4	0.4 U	10.0 U	5 U	10 U					5 ST
Xylene (total)	001330-20-7	0.6 U	10.0 U	5 U	10 U					5 ST
1,2-Dichloroethene (total)	000540-59-0	0.4 U	10.0 U	NA	10 U					5 ST
cis-1,2-Dichloroethene	000156-59-2	NA	NA	5 U	10 U					5 ST
trans-1,2-Dichloroethene	000156-60-5	NA	NA	5 U	10 U					5 ST
Carbon tetrachloride	000056-23-5	0.4 U	10.0 U	5 U	10 U					5 ST
2-Hexanone	000591-78-6	0.2 U	10.0 U	5 U	10 U					50 GV
1,1,1,2-Tetrachloroethane	000630-20-6	NA	NA	5 U	10 U					5 ST
Acetone	000067-64-1	0.4 U	10.0 U	5 U	10 U					50 GV
Chloroform	000067-66-3	0.2 U	10.0 U	5 U	10 U					7 ST
Benzene	000071-43-2	0.4 U	10.0 U	5 U	10 U					1 ST
1,1,1-Trichloroethane	000071-55-6	0.6 U	10.0 U	5 U	10 U					5 ST
Bromomethane	000074-83-9	0.4 U	10.0 U	5 U	10 U					5 ST
Chloromethane	000074-87-3	0.6 U	10.0 U	5 U	10 U					5 ST
Iodomethane	000074-88-4	NA	NA	5 U	10 U					5 ST
Dibromomethane	000074-95-3	NA	NA	5 U	10 U					5 ST
Bromodichloromethane	000075-27-4	0.2 U	10.0 U	5 U	10 U					50 GV
Chloroethane	000075-00-3	0.4 U	10.0 U	5 U	10 U					5 ST
Vinyl chloride	000075-01-4	0.6 U	10.0 U	5 U	10 U					2 ST
Methylene chloride	000075-09-2	0.4 U	10.0 U	5 U	10 U					5 ST
Carbon disulfide	000075-15-0	0.4 U	10.0 U	5 U	10 U					60 GV
Bromoform	000075-25-2	0.6 U	10.0 U	5 U	10 U					50 GV
Bromochloromethane	000074-97-5	NA	NA	5 U	10 U					5 ST
1,1-Dichloroethane	000075-34-3	0.4 U	10.0 U	5 U	10 U					5 ST
1,1-Dichloroethene	000075-35-4	0.6 U	10.0 U	5 U	10 U					5 ST
Trichlorofluoromethane	000075-69-4	NA	NA	5 U	10 U					5 ST
1,2-Dichloropropane	000078-87-5	0.4 U	10.0 U	5 U	10 U					1 ST
2-Butanone	000078-93-3	0.2 U	10.0 U	5 U	10 U					50 GV
1,1,2-Trichloroethane	000079-00-5	0.2 U	10.0 U	5 U	10 U					5 ST
Trichloroethene	000079-01-6	0.4 U	10.0 U	5 U	10 U					5 ST
1,1,2,2-Tetrachloroethane	000079-34-5	0.2 U	10.0 U	5 U	10 U					5 ST
1,2-Dichlorobenzene	000095-50-1	NA	NA	5 U	10 U					3 ST
1,2-Dibromo-3-chloropropane	000096-12-8	NA	NA	5 U	10 U					0.04 ST
1,2,3-Trichloropropane	000096-18-4	NA	NA	5 U	10 U					0.04 ST
1,1-Dichloropropene	000563-58-6	NA	NA	NA	10 U					5 ST
TOTAL VOCs		0	0	0	0					

QUALIFIERS

B: Compound was found in the method blank as well as the sample
 U: Compound was analyzed for but not detected at the detection limit shown.
 J: Compound was found at a concentration below the detection limit, value estimated
 E: Concentration exceeds instrument calibration range; value estimated.
 D: Result taken from analysis at a secondary dilution.

NOTES

GV: Guidance Value NS: Not Sampled
 ST: Standard
 NA: Not Analyzed
 : Parameter exceeds Standard/Guidance Value

SONIA ROAD LANDFILL
POST CLOSURE GROUNDWATER MONITORING PROGRAM
HISTORIC AND CURRENT SAMPLE RESULTS
VOLATILE ORGANIC COMPOUNDS

Sample ID		MW-10D	MW-10D	MW-10D	MW-10D					NYSDEC Class GA GROUNDWATER STANDARD/GUIDANCE VALUE
Date of Collection		10/30/97	2/2/98	12/1/00	2/5/01					
Volatiles Organic Compounds	CAS #	(ug/l)	(ug/l)	(ug/l)	(ug/l)					
Ethylbenzene	000100-41-4	1.4 U	10 U	5 U	10 U					5 ST
Styrene	000100-42-5	1.4 U	10 U	5 U	10 U					5 ST
cis-1,3-Dichloropropene	010061-01-5	1.4 U	10 U	5 U	10 U					0.4 ST
trans-1,3-Dichloropropene	010061-02-6	1.8 U	10 U	5 U	10 U					0.4 ST
1,4-Dichlorobenzene	000106-46-7	NA	NA	5 U	10 U					3 ST
1,2-Dibromoethane	000106-93-4	NA	NA	5 U	10 U					5 ST
1,2-Dichloroethane	000107-06-2	1.4 U	10 U	5 U	10 U					0.6 ST
Acrylonitrile	000107-13-1	NA	NA	5 U	50 U					5 ST
Vinyl Acetate	000108-05-4	NA	NA	5 U	10 U					-
4-Methyl-2-pentanone	000108-10-1	1.4 U	6.5 J	5 U	10 U					-
Toluene	000108-88-3	1.2 U	10 U	5 U	10 U					5 ST
Chlorobenzene	000108-90-7	1.4 U	10 U	5 U	10 U					5 ST
trans-1,4-Dichloro-2-butene	000110-57-6	NA	NA	5 U	10 U					5 ST
Dibromochloromethane	000124-48-1	2.2 U	10 U	5 U	10 U					50 GV
Tetrachloroethene	000127-18-4	1.4 U	10 U	5 U	10 U					5 ST
Xylene (total)	001330-20-7	1.6 U	10 U	5 U	10 U					5 ST
1,2-Dichloroethene (total)	000540-59-0	2.6 U	10 U	NA	10 U					5 ST
cis-1,2-Dichloroethene	000156-59-2	NA	NA	5 U	10 U					5 ST
trans-1,2-Dichloroethene	000156-60-5	NA	NA	5 U	10 U					5 ST
Carbon tetrachloride	000056-23-5	1.8 U	10 U	5 U	10 U					5 ST
2-Hexanone	000591-78-6	1.4 U	7.0 J	5 U	10 U					50 GV
1,1,1,2-Tetrachloroethane	000630-20-6	NA	NA	5 U	10 U					5 ST
Acetone	000067-64-1	3.4 U	9.6 J	5 U	10 U					50 GV
Chloroform	000067-66-3	1.4 U	10 U	5 U	10 U					7 ST
Benzene	000071-43-2	1.4 U	10 U	5 U	10 U					1 ST
1,1,1-Trichloroethane	000071-55-6	3 J	10 U	5 U	1.2 J					5 ST
Bromomethane	000074-83-9	1.4 U	10 U	5 U	10 U					5 ST
Chloromethane	000074-87-3	1.4 U	10 U	5 U	10 U					5 ST
Iodomethane	000074-88-4	NA	NA	5 U	10 U					5 ST
Dibromomethane	000074-95-3	NA	NA	5 U	10 U					5 ST
Bromodichloromethane	000075-27-4	1.8 U	10 U	5 U	10 U					50 GV
Chloroethane	000075-00-3	1.4 U	10 U	5 U	10 U					5 ST
Vinyl chloride	000075-01-4	1.4 U	10 U	5 U	10 U					2 ST
Methylene chloride	000075-09-2	1.4 U	10 U	5 U	10 U					5 ST
Carbon disulfide	000075-15-0	1.2 U	10 U	5 U	10 U					60 GV
Bromoform	000075-25-2	1.8 U	10 U	5 U	10 U					50 GV
Bromochloromethane	000074-97-5	NA	NA	5 U	10 U					5 ST
1,1-Dichloroethane	000075-34-3	8 J	3.4 J	1 J	1.7 J					5 ST
1,1-Dichloroethene	000075-35-4	1.4 U	10 U	5 U	10 U					5 ST
Trichlorofluoromethane	000075-69-4	NA	NA	5 U	10 U					5 ST
1,2-Dichloropropane	000078-87-5	1.4 U	10 U	5 U	10 U					1 ST
2-Butanone	000078-93-3	2.2 U	7.8 J	5 U	10 U					50 GV
1,1,2-Trichloroethane	000079-00-5	2 U	10 U	5 U	10 U					5 ST
Trichloroethene	000079-01-6	1.4 U	2.1 J	5 U	10 U					5 ST
1,1,2,2-Tetrachloroethane	000079-34-5	2.2	3.4 J	5 U	10 U					5 ST
1,2-Dichlorobenzene	000095-50-1	NA	NA	5 U	10 U					3 ST
1,2-Dibromo-3-chloropropane	000096-12-8	NA	NA	5 U	10 U					0.04 ST
1,2,3-Trichloropropane	000096-18-4	NA	NA	5 U	10 U					0.04 ST
1,1-Dichloropropene	000563-58-6	NA	NA	NA	10 U					5 ST
TOTAL VOCs		11	39.8	1	2.9					

QUALIFIERS

B: Compound was found in the method blank as well as the sample
 U: Compound was analyzed for but not detected at the detection limit shown.
 J: Compound was found at a concentration below the detection limit, value estimated
 E: Concentration exceeds instrument calibration range; value estimated.
 D: Result taken from analysis at a secondary dilution.

NOTES

GV: Guidance Value NS: Not Sampled
 ST: Standard
 NA: Not Analyzed
 : Parameter exceeds Standard/Guidance Value

APPENDIX A-3

SONIA ROAD LANDFILL
POST CLOSURE GROUNDWATER MONITORING PROGRAM
HISTORIC AND CURRENT SAMPLE RESULTS
VOLATILE ORGANIC COMPOUNDS

Sample ID		MW-101	MW-101	MW-101	MW-101						NYSDEC Class GA GROUNDWATER STANDARD/GUIDANCE VALUE
Date of Collection		10/30/97	2/2/98	12/1/00	2/6/01						
Volatiles Organic Compounds	CAS #	(ug/l)	(ug/l)	(ug/l)	(ug/l)						
Ethylbenzene	000100-41-4	1.40 U	10.0 U	5 U	10 U						5 ST
Styrene	000100-42-5	1.40 U	10.0 U	5 U	10 U						5 ST
cis-1,3-Dichloropropene	010061-01-5	1.40 U	10.0 U	5 U	10 U						0.4 ST
trans-1,3-Dichloropropene	010061-02-6	1.80 U	10.0 U	5 U	10 U						0.4 ST
1,4-Dichlorobenzene	000106-46-7	NA	NA	5 U	10 U						3 ST
1,2-Dibromoethane	000106-93-4	NA	NA	5 U	10 U						5 ST
1,2-Dichloroethane	000107-06-2	1.40 U	10.0 U	5 U	10 U						0.6 ST
Acrylonitrile	000107-13-1	NA	NA	5 U	50 U						5 ST
Vinyl Acetate	000108-05-4	NA	NA	5 U	10 U						-
4-Methyl-2-pentanone	000108-10-1	1.40 U	10.0 U	5 U	10 U						-
Toluene	000108-88-3	1.20 U	10.0 U	5 U	10 U						5 ST
Chlorobenzene	000108-90-7	1.40 U	10.0 U	5 U	10 U						5 ST
trans-1,4-Dichloro-2-butene	000110-57-6	NA	NA	5 U	10 U						5 ST
Dibromochloromethane	000124-48-1	2.20 U	10.0 U	5 U	10 U						50 GV
Tetrachloroethene	000127-18-4	1.40 U	10.0 U	5 U	10 U						5 ST
Xylene (total)	001330-20-7	1.60 U	10.0 U	5 U	10 U						5 ST
1,2-Dichloroethene (total)	000540-59-0	2.60 U	10.0 U	NA	10 U						5 ST
cis-1,2-Dichloroethene	000156-59-2	NA	NA	5 U	10 U						5 ST
trans-1,2-Dichloroethene	000156-60-5	NA	NA	5 U	10 U						5 ST
Carbon tetrachloride	000056-23-5	1.80 U	10.0 U	5 U	10 U						5 ST
2-Hexanone	000591-78-6	1.40 U	10.0 U	5 U	10 U						50 GV
1,1,1,2-Tetrachloroethane	000630-20-6	NA	NA	5 U	10 U						5 ST
Acetone	000067-64-1	3.40 U	10.0 U	5 U	10 U						50 GV
Chloroform	000067-66-3	1.40 U	10.0 U	5 U	10 U						7 ST
Benzene	000071-43-2	1.40 U	10.0 U	5 U	10 U						1 ST
1,1,1-Trichloroethane	000071-55-6	1.80 U	10.0 U	1 J	10 U						5 ST
Bromomethane	000074-83-9	1.40 U	10.0 U	5 U	10 U						5 ST
Chloromethane	000074-87-3	1.40 U	10.0 U	5 U	10 U						5 ST
Iodomethane	000074-88-4	NA	NA	5 U	10 U						5 ST
Dibromomethane	000074-95-3	NA	NA	5 U	10 U						5 ST
Bromodichloromethane	000075-27-4	1.80 U	10.0 U	5 U	10 U						50 GV
Chloroethane	000075-00-3	1.40 U	10.0 U	5 U	10 U						5 ST
Vinyl chloride	000075-01-4	1.40 U	10.0 U	5 U	10 U						2 ST
Methylene chloride	000075-09-2	1.40 U	4.8 J	5 U	10 U						5 ST
Carbon disulfide	000075-15-0	1.20 U	10.0 U	5 U	10 U						80 GV
Bromoform	000075-25-2	1.80 U	10.0 U	5 U	10 U						50 GV
Bromochloromethane	000074-97-5	NA	NA	5 U	10 U						5 ST
1,1-Dichloroethane	000075-34-3	11	2.8 J	1 J	1.0 J						5 ST
1,1-Dichloroethene	000075-35-4	1.40 U	10.0 U	5 U	10 U						5 ST
Trichlorofluoromethane	000075-69-4	NA	NA	5 U	10 U						5 ST
1,2-Dichloropropane	000078-87-5	1.40 U	10.0 U	5 U	10 U						1 ST
2-Butanone	000078-93-3	2.20 U	10.0 U	5 U	10 U						50 GV
1,1,2-Trichloroethane	000079-00-5	2.00 U	10.0 U	5 U	10 U						5 ST
Trichloroethene	000079-01-6	1.40 U	10.0 U	5 U	10 U						5 ST
1,1,2,2-Tetrachloroethane	000079-34-5	2.20 U	10.0 U	5 U	10 U						5 ST
1,2-Dichlorobenzene	000095-50-1	NA	NA	5 U	10 U						3 ST
1,2-Dibromo-3-chloropropane	000096-12-8	NA	NA	5 U	10 U						0.04 ST
1,2,3-Trichloropropane	000096-18-4	NA	NA	5 U	10 U						0.04 ST
1,1-Dichloropropene	000563-58-6	NA	NA	NA	10 U						5 ST
TOTAL VOCs		11	7.6	2	1						

QUALIFIERS

- B: Compound was found in the method blank as well as the sample
- U: Compound was analyzed for but not detected at the detection limit shown.
- J: Compound was found at a concentration below the detection limit, value estimated
- E: Concentration exceeds instrument calibration range; value estimated.
- D: Result taken from analysis at a secondary dilution.

NOTES

- GV: Guidance Value
- NS: Not Sampled
- ST: Standard
- NA: Not Analyzed
- : Parameter exceeds Standard/Guidance Value

SONIA ROAD LANDFILL
POST CLOSURE GROUNDWATER MONITORING PROGRAM
HISTORIC AND CURRENT SAMPLE RESULTS
VOLATILE ORGANIC COMPOUNDS

Sample ID		MW-10S	MW-10S	MW-10S	MW-10S						NYSDEC Class GA GROUNDWATER STANDARD/GUIDANCE VALUE
Date of Collection		10/30/97	2/2/98	12/1/00	2/5/01						
Volatile Organic Compounds	CAS #	(ug/l)	(ug/l)	(ug/l)	(ug/l)						
Ethylbenzene	000100-41-4	1.40 U	10.0 U	5 U	10 U						5 ST
Styrene	000100-42-5	1.40 U	10.0 U	5 U	10 U						5 ST
cis-1,3-Dichloropropene	010081-01-5	1.40 U	10.0 U	5 U	10 U						0.4 ST
trans-1,3-Dichloropropene	010081-02-6	1.80 U	10.0 U	5 U	10 U						0.4 ST
1,4-Dichlorobenzene	000106-46-7	NA	NA	5 U	10 U						3 ST
1,2-Dibromoethane	000106-93-4	NA	NA	5 U	10 U						5 ST
1,2-Dichloroethane	000107-06-2	1.40 U	10.0 U	5 U	10 U						0.6 ST
Acrylonitrile	000107-13-1	NA	NA	5 U	50 U						5 ST
Vinyl Acetate	000108-05-4	NA	NA	5 U	10 U						-
4-Methyl-2-pentanone	000108-10-1	1.40 U	10.0 U	5 U	10 U						-
Toluene	000108-88-3	1.20 U	10.0 U	5 U	10 U						5 ST
Chlorobenzene	000108-90-7	1.40 U	10.0 U	5 U	10 U						5 ST
trans-1,4-Dichloro-2-butene	000110-57-6	NA	NA	5 U	10 U						5 ST
Dibromochloromethane	000124-48-1	2.20 U	10.0 U	5 U	10 U						50 GV
Tetrachloroethene	000127-18-4	1.40 U	10.0 U	5 U	10 U						5 ST
Xylene (total)	001330-20-7	1.60 U	10.0 U	5 U	10 U						5 ST
1,2-Dichloroethene (total)	000540-59-0	2.60 U	10.0 U	NA	10 U						5 ST
cis-1,2-Dichloroethene	000156-59-2	NA	NA	5 U	10 U						5 ST
trans-1,2-Dichloroethene	000156-60-5	NA	NA	5 U	10 U						5 ST
Carbon tetrachloride	000056-23-5	1.80 U	10.0 U	5 U	10 U						5 ST
2-Hexanone	000591-78-6	1.40 U	10.0 U	5 U	10 U						50 GV
1,1,1,2-Tetrachloroethane	000630-20-6	NA	NA	5 U	10 U						5 ST
Acetone	000067-64-1	3.40 U	4.4 J	5 U	10 U						50 GV
Chloroform	000067-66-3	1.40 U	10.0 U	5 U	10 U						7 ST
Benzene	000071-43-2	1.40 U	10.0 U	5 U	10 U						1 ST
1,1,1-Trichloroethane	000071-55-6	1.80 U	10.0 U	5 U	10 U						5 ST
Bromomethane	000074-83-9	1.40 U	10.0 U	5 U	10 U						5 ST
Chloromethane	000074-87-3	1.40 U	10.0 U	5 U	10 U						5 ST
Iodomethane	000074-88-4	NA	NA	5 U	10 U						5 ST
Dibromomethane	000074-95-3	NA	NA	5 U	10 U						5 ST
Bromodichloromethane	000075-27-4	1.80 U	10.0 U	5 U	10 U						50 GV
Chloroethane	000075-00-3	2 J	10.0 U	5 U	10 U						5 ST
Vinyl chloride	000075-01-4	1.40 U	10.0 U	5 U	10 U						2 ST
Methylene chloride	000075-09-2	1.40 U	2.1 J	5 U	10 U						5 ST
Carbon disulfide	000075-15-0	1.20 U	10.0 U	5 U	10 U						60 GV
Bromoform	000075-25-2	1.80 U	10.0 U	5 U	10 U						50 GV
Bromochloromethane	000074-97-5	NA	NA	5 U	10 U						5 ST
1,1-Dichloroethane	000075-34-3	24	4.0 J	6	4.2 J						5 ST
1,1-Dichloroethene	000075-35-4	1.40 U	10.0 U	5 U	10 U						5 ST
Trichlorofluoromethane	000075-69-4	NA	NA	5 U	10 U						5 ST
1,2-Dichloropropane	000078-87-5	1.40 U	10.0 U	5 U	10 U						1 ST
2-Butanone	000078-93-3	2.20 U	10.0 U	5 U	10 U						50 GV
1,1,2-Trichloroethane	000079-00-5	2.00 U	10.0 U	5 U	10 U						5 ST
Trichloroethene	000079-01-6	1.40 U	10.0 U	5 U	10 U						5 ST
1,1,2,2-Tetrachloroethane	000079-34-5	2.20 U	10.0 U	5 U	10 U						5 ST
1,2-Dichlorobenzene	000095-50-1	NA	NA	5 U	10 U						3 ST
1,2-Dibromo-3-chloropropane	000096-12-8	NA	NA	5 U	10 U						0.04 ST
1,2,3-Trichloropropane	000096-18-4	NA	NA	5 U	10 U						0.04 ST
1,1-Dichloropropene	000563-58-6	NA	NA	NA	10 U						5 ST
TOTAL VOCs		26	10.5	6	4.2						

QUALIFIERS

B: Compound was found in the method blank as well as the sample
 U: Compound was analyzed for but not detected at the detection limit shown.
 J: Compound was found at a concentration below the detection limit, value estimated
 E: Concentration exceeds instrument calibration range; value estimated.
 D: Result taken from analysis at a secondary dilution.

NOTES

GV: Guidance Value NS: Not Sampled
 ST: Standard
 NA: Not Analyzed
 : Parameter exceeds Standard/Guidance Value

APPENDIX A-3

SONIA ROAD LANDFILL
POST CLOSURE GROUNDWATER MONITORING PROGRAM
HISTORIC AND CURRENT SAMPLE RESULTS
VOLATILE ORGANIC COMPOUNDS

Sample ID		MW-11D	MW-11D	MW-11D	MW-11D	MW-11D	MW-11D	MW-11D	MW-11D	NYSDEC Class GA GROUNDWATER STANDARD/GUIDANCE VALUE
Date of Collection		10/31/97	1/28/98	12/13/00	2/7/01	11/21/02	8/21/03	5/21/04	02/24/05	
Volatiles Organic Compounds	CAS #	(ug/l)	(ug/l)	(ug/l)	(ug/l)	(ug/l)	(ug/l)	(ug/l)	(ug/l)	
Ethylbenzene	000100-41-4	1.40 U	10.0 U	5 U	10 U	5 U	5 U	5 U	5 U	5 ST
Styrene	000100-42-5	1.40 U	10.0 U	5 U	10 U	5 U	5 U	5 U	5 U	5 ST
cis-1,3-Dichloropropene	010061-01-5	1.40 U	10.0 U	5 U	10 U	5 U	5 U	5 U	5 U	0.4 ST
trans-1,3-Dichloropropene	010061-02-6	1.80 U	10.0 U	5 U	10 U	5 U	5 U	5 U	5 U	0.4 ST
1,4-Dichlorobenzene	000106-46-7	NA	NA	5 U	10 U	5 U	5 U	5 U	5 U	3 ST
1,2-Dibromoethane	000106-93-4	NA	NA	5 U	10 U	5 U	5 U	5 U	5 U	5 ST
1,2-Dichloroethane	000107-06-2	1.40 U	10.0 U	5 U	10 U	5 U	5 U	5 U	5 U	0.6 ST
Acrylonitrile	000107-13-1	NA	NA	5 U	50 U	5 U	5 U	5 U	5 U	5 ST
Vinyl Acetate	000108-05-4	NA	NA	5 U	10 U	5 U	5 U	5 U	5 U	-
4-Methyl-2-pentanone	000108-10-1	1.40 U	10.0 U	5 U	10 U	5 U	5 U	5 U	5 U	-
Toluene	000108-88-3	1.20 U	10.0 U	5 U	10 U	5 U	5 U	5 U	5 U	5 ST
Chlorobenzene	000108-90-7	1.40 U	10.0 U	5 U	10 U	5 U	5 U	5 U*	5 U	5 ST
trans-1,4-Dichloro-2-butene	000110-57-6	NA	NA	5 U	10 U	5 U	5 U	5 U	5 U	5 ST
Dibromochloromethane	000124-48-1	2.20 U	10.0 U	5 U	10 U	5 U	5 U	5 U	5 U	50 GV
Tetrachloroethene	000127-18-4	1.40 U	10.0 U	5 U	10 U	5 U	5 U	5 U	5 U	5 ST
Xylene (total)	001330-20-7	1.60 U	10.0 U	5 U	10 U	5 U	5 U	5 U	5 U	5 ST
1,2-Dichloroethene (total)	000540-59-0	2.60 U	10.0 U	NA	10 U	NA	NA	NA	NA	5 ST
cis-1,2-Dichloroethene	000156-59-2	NA	NA	5 U	10 U	5 U	5 U	5 U	5 U	5 ST
trans-1,2-Dichloroethene	000156-60-5	NA	NA	5 U	10 U	5 U	5 U	5 U	5 U	5 ST
Carbon tetrachloride	000056-23-5	1.80 U	10.0 U	5 U	10 U	5 U	5 U	5 U	5 U	5 ST
2-Hexanone	000591-78-6	1.40 U	10.0 U	5 U	10 U	5 U	5 U	5 U	5 U	50 GV
1,1,1,2-Tetrachloroethane	000630-20-6	NA	NA	5 U	10 U	5 U	5 U	5 U	5 U	5 ST
Acetone	000067-64-1	2 J	10.0 U	5 U	10 U	5 U	5 U	5 U	5 U	50 GV
Chloroform	000067-66-3	1.40 U	10.0 U	5 U	10 U	5 U	5 U	5 U	5 U	7 ST
Benzene	000071-43-2	1.40 U	10.0 U	5 U	10 U	5 U	5 U	5 U	5 U	1 ST
1,1,1-Trichloroethane	000071-55-6	1.80 U	10.0 U	5 U	10 U	5 U	5 U	5 U	5 U	5 ST
Bromomethane	000074-83-9	1.40 U	10.0 U	5 U	10 U	5 U	5 U	5 U	5 U	5 ST
Chloromethane	000074-87-3	1.40 U	10.0 U	5 U	10 U	5 U	5 U	5 U	5 U	5 ST
Iodomethane	000074-88-4	NA	NA	5 U	10 U	5 U	5 U	5 U	5 U	5 ST
Dibromomethane	000074-95-3	NA	NA	5 U	10 U	5 U	5 U	5 U	5 U	5 ST
Bromodichloromethane	000075-27-4	1.80 U	10.0 U	5 U	10 U	5 U	5 U	5 U	5 U	50 GV
Chloroethane	000075-00-3	1.40 U	10.0 U	5 U	10 U	5 U	5 U	5 U	5 U	5 ST
Vinyl chloride	000075-01-4	1.40 U	10.0 U	5 U	10 U	5 U	5 U	5 U	5 U	2 ST
Methylene chloride	000075-09-2	1.40 U	10.0 U	5 U	10 U	5 U	5 U	5 U	5 U	5 ST
Carbon disulfide	000075-15-0	1.20 U	10.0 U	5 U	10 U	5 U	5 U	5 U	5 U	60 GV
Bromoform	000075-25-2	1.80 U	10.0 U	5 U	10 U	5 U	5 U	5 U	5 U	50 GV
Bromochloromethane	000074-97-5	NA	NA	5 U	10 U	5 U	5 U	5 U	5 U	5 ST
1,1-Dichloroethane	000075-34-3	1.20 U	10.0 U	5 U	10 U	1 J	5 U	5 U	5 U	5 ST
1,1-Dichloroethene	000075-35-4	1.40 U	10.0 U	5 U	10 U	5 U	5 U	5 U	5 U	5 ST
Trichlorofluoromethane	000075-69-4	NA	NA	5 U	10 U	5 U	5 U	5 U	5 U	5 ST
1,2-Dichloropropane	000078-87-5	1.40 U	10.0 U	5 U	10 U	5 U	5 U	5 U	5 U	1 ST
2-Butanone	000078-93-3	2.20 U	10.0 U	5 U	10 U	5 U	5 U	5 U	5 U	50 GV
1,1,2-Trichloroethane	000079-00-5	2.00 U	10.0 U	5 U	10 U	5 U	5 U	5 U	5 U	5 ST
Trichloroethene	000079-01-6	1.40 U	10.0 U	5 U	10 U	5 U	5 U	5 U	5 U	5 ST
1,1,2,2-Tetrachloroethane	000079-34-5	2.20 U	10.0 U	5 U	10 U	5 U	5 U	5 U	5 U	5 ST
1,2-Dichlorobenzene	000095-50-1	NA	NA	5 U	10 U	5 U	5 U	5 U	5 U	3 ST
1,2-Dibromo-3-chloropropane	000096-12-8	NA	NA	5 U	10 U	5 U	5 U	5 U	5 U	0.04 ST
1,2,3-Trichloropropane	000096-18-4	NA	NA	5 U	10 U	5 U	5 U	5 U	5 U	0.04 ST
1,1-Dichloropropene	000563-58-6	NA	NA	NA	10 U	NA	NA	NA	NA	5 ST
TOTAL VOCs		2	0	0	0	1	0	0	0	

QUALIFIERS

- B: Compound was found in the method blank as well as the sample
- U: Compound was analyzed for but not detected at the detection limit shown.
- J: Compound was found at a concentration below the detection limit, value estimated
- E: Concentration exceeds instrument calibration range; value estimated.
- D: Result taken from analysis at a secondary dilution.
- U*: Result qualified as non-detect based on validation criteria

NOTES

- GV: Guidance Value
- NS: Not Sampled
- ST: Standard
- NA: Not Analyzed
- █: Parameter exceeds Standard/Guidance Value

SONIA ROAD LANDFILL
POST CLOSURE GROUNDWATER MONITORING PROGRAM
HISTORIC AND CURRENT SAMPLE RESULTS
VOLATILE ORGANIC COMPOUNDS

Sample ID		MW-111	MW-111	MW-111	MW-111	MW-111	MW-111	MW-111	MW-111	MW-111	NYSDEC Class GA GROUNDWATER STANDARD/GUIDANCE VALUE
Date of Collection	CAS #	10/31/97	1/28/98	12/13/00	2/7/01	11/21/02	8/21/03	5/21/04	02/24/05	(ug/l)	(ug/l)
Volatle Organic Compounds		(ug/l)	(ug/l)	(ug/l)	(ug/l)	(ug/l)	(ug/l)	(ug/l)	(ug/l)	(ug/l)	(ug/l)
Ethylbenzene	000100-41-4	1.40 U	10.0 U	5 U	10 U	5 U	5 U	5 U	5 U	5 U	5 ST
Styrene	000100-42-5	1.40 U	10.0 U	5 U	10 U	5 U	5 U	5 U	5 U	5 U	5 ST
cis-1,3-Dichloropropene	010081-01-5	1.40 U	10.0 U	5 U	10 U	5 U	5 U	5 U	5 U	5 U	0.4 ST
trans-1,3-Dichloropropene	010061-02-6	1.80 U	10.0 U	5 U	10 U	5 U	5 U	5 U	5 U	5 U	0.4 ST
1,4-Dichlorobenzene	000106-46-7	NA	NA	5 U	10 U	5 U	5 U	5 U	5 U	5 U	3 ST
1,2-Dibromoethane	000106-93-4	NA	NA	5 U	10 U	5 U	5 U	5 U	5 U	5 U	5 ST
1,2-Dichloroethane	000107-06-2	1.40 U	10.0 U	5 U	10 U	5 U	5 U	5 U	5 U	5 U	0.6 ST
Acrylonitrile	000107-13-1	NA	NA	5 U	50 U	5 U	5 U	5 U	5 U	5 U	5 ST
Vinyl Acetate	000108-05-4	NA	NA	5 U	10 U	5 U	5 U	5 U	5 U	5 U	-
4-Methyl-2-pentanone	000108-10-1	1.40 U	10.0 U	5 U	10 U	5 U	5 U	5 U	5 U	5 U	-
Toluene	000108-88-3	1.20 U	10.0 U	5 U	10 U	5 U	5 U	5 U	5 U	5 U	5 ST
Chlorobenzene	000108-90-7	1.40 U	10.0 U	5 U	10 U	5 U	5 U	1 J	5 U	5 U	5 ST
trans-1,4-Dichloro-2-butene	000110-57-6	NA	NA	5 U	10 U	5 U	5 U	5 U	5 U	5 U	5 ST
Dibromochloromethane	000124-48-1	2.20 U	10.0 U	5 U	10 U	5 U	5 U	5 U	5 U	5 U	50 GV
Tetrachloroethene	000127-18-4	1.40 U	10.0 U	5 U	10 U	5 U	5 U	5 U	5 U	5 U	5 ST
Xylene (total)	001330-20-7	1.60 U	10.0 U	5 U	10 U	5 U	5 U	5 U	5 U	5 U	5 ST
1,2-Dichloroethene (total)	000540-59-0	2.60 U	10.0 U	NA	10 U	NA	NA	NA	NA	NA	5 ST
cis-1,2-Dichloroethene	000156-59-2	NA	NA	5 U	10 U	5 U	5 U	5 U	5 U	5 U	5 ST
trans-1,2-Dichloroethene	000156-60-5	NA	NA	5 U	10 U	5 U	5 U	5 U	5 U	5 U	5 ST
Carbon tetrachloride	000056-23-5	1.80 U	10.0 U	5 U	10 U	5 U	5 U	5 U	5 U	5 U	5 ST
2-Hexanone	000591-78-6	1.40 U	10.0 U	5 U	10 U	5 U	5 U	5 U	5 U	5 U	50 GV
1,1,1,2-Tetrachloroethane	000630-20-6	NA	NA	5 U	10 U	5 U	5 U	5 U	5 U	5 U	5 ST
Acetone	000067-64-1	3.40 U	10.0 U	5 U	10 U	5 U	5 U	5 U	5 U	5 U	50 GV
Chloroform	000067-66-3	1.40 U	10.0 U	5 U	10 U	5 U	5 U	5 U	5 U	5 U	7 ST
Benzene	000071-43-2	1.40 U	10.0 U	5 U	10 U	5 U	5 U	5 U	5 U	5 U	1 ST
1,1,1-Trichloroethane	000071-55-6	2 J	10.0 U	10	19	5 U	5 U	5 U	5 U	5 U	5 ST
Bromomethane	000074-83-9	1.40 U	10.0 U	5 U	10 U	5 U	5 U	5 U	5 U	5 U	5 ST
Chloromethane	000074-87-3	1.40 U	10.0 U	5 U	10 U	5 U	5 U	5 U	5 U	5 U	5 ST
Iodomethane	000074-88-4	NA	NA	5 U	10 U	5 U	5 U	5 U	5 U	5 U	5 ST
Dibromomethane	000074-95-3	NA	NA	5 U	10 U	5 U	5 U	5 U	5 U	5 U	5 ST
Bromodichloromethane	000075-27-4	1.80 U	10.0 U	5 U	10 U	5 U	5 U	5 U	5 U	5 U	50 GV
Chloroethane	000075-00-3	1.40 U	10.0 U	5 U	10 U	5 U	5 U	5 U	5 U	5 U	5 ST
Vinyl chloride	000075-01-4	1.40 U	10.0 U	5 U	10 U	5 U	5 U	5 U	5 U	5 U	2 ST
Methylene chloride	000075-09-2	1.40 U	10.0 U	5 U	10 U	5 U	5 U	5 U	5 U	5 U	5 ST
Carbon disulfide	000075-15-0	1.20 U	10.0 U	5 U	10 U	5 U	5 U	5 U	5 U	5 U	60 GV
Bromoform	000075-25-2	1.80 U	10.0 U	5 U	10 U	5 U	5 U	5 U	5 U	5 U	50 GV
Bromochloromethane	000074-97-5	NA	NA	5 U	10 U	5 U	5 U	5 U	5 U	5 U	5 ST
1,1-Dichloroethane	000075-34-3	7 J	3.2 J	52	100	5 U	2 J	11	1 J	5 U	5 ST
1,1-Dichloroethene	000075-35-4	1.40 U	10.0 U	5 U	10 U	5 U	5 U	5 U	5 U	5 U	5 ST
Trichlorofluoromethane	000075-69-4	NA	NA	5 U	10 U	5 U	5 U	5 U	5 U	5 U	5 ST
1,2-Dichloropropane	000078-87-5	1.40 U	10.0 U	5 U	10 U	5 U	5 U	5 U	5 U	5 U	1 ST
2-Butanone	000078-93-3	2.20 U	10.0 U	5 U	10 U	5 U	5 U	5 U	5 U	5 U	50 GV
1,1,2-Trichloroethane	000079-00-5	2.00 U	10.0 U	5 U	10 U	5 U	5 U	5 U	5 U	5 U	5 ST
Trichloroethene	000079-01-6	1.40 U	10.0 U	5 U	10 U	5 U	5 U	5 U	5 U	5 U	5 ST
1,1,2,2-Tetrachloroethane	000079-34-5	2.20 U	10.0 U	5 U	10 U	5 U	5 U	5 U	5 U	5 U	5 ST
1,2-Dichlorobenzene	000095-50-1	NA	NA	5 U	10 U	5 U	5 U	5 U	5 U	5 U	3 ST
1,2-Dibromo-3-chloropropane	000096-12-8	NA	NA	5 U	10 U	5 U	5 U	5 U	5 U	5 U	0.04 ST
1,2,3-Trichloropropane	000096-18-4	NA	NA	5 U	10 U	5 U	5 U	5 U	5 U	5 U	0.04 ST
1,1-Dichloropropene	000563-58-6	NA	NA	NA	10 U	NA	NA	NA	NA	NA	5 ST
TOTAL VOCs		9	3.2	62	120.6	0	2	12	1		

QUALIFIERS

B: Compound was found in the method blank as well as the sample
 U: Compound was analyzed for but not detected at the detection limit shown.
 J: Compound was found at a concentration below the detection limit, value estimated
 E: Concentration exceeds instrument calibration range; value estimated.
 D: Result taken from analysis at a secondary dilution.

NOTES

GV: Guidance Value NS: Not Sampled
 ST: Standard
 NA: Not Analyzed
 : Parameter exceeds Standard/Guidance Value

APPENDIX A-3

SONIA ROAD LANDFILL
POST CLOSURE GROUNDWATER MONITORING PROGRAM
HISTORIC AND CURRENT SAMPLE RESULTS
VOLATILE ORGANIC COMPOUNDS

Sample ID		MW-11S	MW-11S	MW-11S	MW-11S	MW-11S	MW-11S	MW-11S	MW-11S	NYSDEC Class GA GROUNDWATER STANDARD/GUIDANCE VALUE
Date of Collection		10/31/97	1/28/98	12/13/00	2/7/01	11/21/02	8/21/03	5/21/04	02/24/05	
Volatiles Organic Compounds	CAS #	(ug/l)	(ug/l)	(ug/l)	(ug/l)	(ug/l)	(ug/l)	(ug/l)	(ug/l)	
Ethylbenzene	000100-41-4	1.40 U	10.0 U	5 U	10 U	5 U	5 U	5 U	5 U	5 ST
Styrene	000100-42-5	1.40 U	10.0 U	5 U	10 U	5 U	5 U	5 U	5 U	5 ST
cis-1,3-Dichloropropene	010061-01-5	1.40 U	10.0 U	5 U	10 U	5 U	5 U	5 U	5 U	0.4 ST
trans-1,3-Dichloropropene	010061-02-6	1.80 U	10.0 U	5 U	10 U	5 U	5 U	5 U	5 U	0.4 ST
1,4-Dichlorobenzene	000106-46-7	NA	NA	5 U	10 U	5 U	5 U	5 U	5 U	3 ST
1,2-Dibromoethane	000106-93-4	NA	NA	5 U	10 U	5 U	5 U	5 U	5 U	5 ST
1,2-Dichloroethane	000107-06-2	1.40 U	10.0 U	5 U	10 U	5 U	5 U	5 U	5 U	0.6 ST
Acrylonitrile	000107-13-1	NA	NA	5 U	50 U	5 U	5 U	5 U	5 U	5 ST
Vinyl Acetate	000108-05-4	NA	NA	5 U	10 U	5 U	5 U	5 U	5 U	-
4-Methyl-2-pentanone	000108-10-1	1.40 U	10.0 U	5 U	10 U	5 U	5 U	5 U	5 U	-
Toluene	000108-88-3	1.20 U	10.0 U	5 U	10 U	5 U	5 U	5 U	5 U	5 ST
Chlorobenzene	000108-90-7	1.40 U	10.0 U	5 U	10 U	5 U	5 U	5 U	5 U	5 ST
trans-1,4-Dichloro-2-butene	000110-57-6	NA	NA	5 U	10 U	5 U	5 U	5 U	5 U	5 ST
Dibromochloromethane	000124-48-1	2.20 U	10.0 U	5 U	10 U	5 U	5 U	5 U	5 U	50 GV
Tetrachloroethene	000127-18-4	1.40 U	10.0 U	5 U	10 U	5 U	5 U	5 U	5 U	5 ST
Xylene (total)	001330-20-7	1.60 U	10.0 U	5 U	10 U	5 U	5 U	5 U	5 U	5 ST
1,2-Dichloroethene (total)	000540-59-0	24	15	NA	10 U	NA	NA	NA	NA	5 ST
cis-1,2-Dichloroethene	000156-59-2	NA	NA	22	5 J	5 U	5 U	10	3 J	5 ST
trans-1,2-Dichloroethene	000156-60-5	NA	NA	5 U	10 U	5 U	5 U	5 U	5 U	5 ST
Carbon tetrachloride	000056-23-5	1.80 U	10.0 U	5 U	10 U	5 U	5 U	5 U	5 U	5 ST
2-Hexanone	000591-78-6	1.40 U	10.0 U	5 U	10 U	5 U	5 U	5 U	5 U	50 GV
1,1,1,2-Tetrachloroethane	000630-20-6	NA	NA	5 U	10 U	5 U	5 U	5 U	5 U	5 ST
Acetone	000067-64-1	3.40 U	10.0 U	5 U	10 U	5 U	5 U	5 U	5 U	50 GV
Chloroform	000067-66-3	1.40 U	10.0 U	5 U	10 U	5 U	5 U	5 U	5 U	7 ST
Benzene	000071-43-2	1.40 U	10.0 U	5 U	10 U	5 U	5 U	5 U	5 U	1 ST
1,1,1-Trichloroethane	000071-55-6	1.80 U	10.0 U	5 U	10 U	5 U	5 U	5 U	5 U	5 ST
Bromomethane	000074-83-9	1.40 U	10.0 U	5 U	10 U	5 U	5 U	5 U	5 U	5 ST
Chloromethane	000074-87-3	1.40 U	10.0 U	5 U	10 U	5 U	5 U	5 U	5 U	5 ST
Iodomethane	000074-88-4	NA	NA	5 U	10 U	5 U	5 U	5 U	5 U	5 ST
Dibromomethane	000074-95-3	NA	NA	5 U	10 U	5 U	5 U	5 U	5 U	5 ST
Bromodichloromethane	000075-27-4	1.80 U	10.0 U	5 U	10 U	5 U	5 U	5 U	5 U	50 GV
Chloroethane	000075-00-3	1.40 U	10.0 U	5 U	10 U	5 U	5 U	5 U	5 U	5 ST
Vinyl chloride	000075-01-4	1.40 U	10.0 U	5 U	10 U	5 U	5 U	5 U	5 U	2 ST
Methylene chloride	000075-09-2	1.40 U	10.0 U	5 U	10 U	5 U	5 U	5 U	5 U	6 ST
Carbon disulfide	000075-15-0	1.20 U	10.0 U	5 U	10 U	5 U	5 U	5 U	5 U	60 GV
Bromoform	000075-25-2	1.80 U	10.0 U	5 U	10 U	5 U	5 U	5 U	5 U	50 GV
Bromochloromethane	000074-97-5	NA	NA	5 U	10 U	5 U	5 U	5 U	5 U	5 ST
1,1-Dichloroethane	000075-34-3	3 J	7.2 J	5 U	2.0 J	2 J	2 J	5 U	5 U	5 ST
1,1-Dichloroethene	000075-35-4	1.40 U	10.0 U	5 U	10 U	5 U	5 U	5 U	5 U	5 ST
Trichlorofluoromethane	000075-69-4	NA	NA	5 U	10 U	5 U	5 U	5 U	5 U	5 ST
1,2-Dichloropropane	000078-87-5	1.40 U	10.0 U	5 U	10 U	5 U	5 U	5 U	5 U	1 ST
2-Butanone	000078-93-3	2.20 U	10.0 U	5 U	10 U	5 U	5 U	5 U	5 U	50 GV
1,1,2-Trichloroethane	000079-00-5	2.00 U	10.0 U	5 U	10 U	5 U	5 U	5 U	5 U	5 ST
Trichloroethene	000079-01-6	12	6.5 J	9	2.2 J	5 U	5 U	1 J	5 U	5 ST
1,1,2,2-Tetrachloroethane	000079-34-5	2.20 U	10.0 U	5 U	10 U	5 U	5 U	5 U	5 U	5 ST
1,2-Dichlorobenzene	000095-50-1	NA	NA	5 U	10 U	5 U	5 U	5 U	5 U	3 ST
1,2-Dibromo-3-chloropropane	000096-12-8	NA	NA	5 U	10 U	5 U	5 U	5 U	5 U	0.04 ST
1,2,3-Trichloropropane	000096-18-4	NA	NA	5 U	10 U	5 U	5 U	5 U	5 U	0.04 ST
1,1-Dichloropropene	000563-58-6	NA	NA	NA	10 U	NA	NA	NA	NA	5 ST
TOTAL VOCs		39	29.7	31	9.2	2	2	11	3	

QUALIFIERS

B: Compound was found in the method blank as well as the sample
 U: Compound was analyzed for but not detected at the detection limit shown.
 J: Compound was found at a concentration below the detection limit, value estimated
 E: Concentration exceeds instrument calibration range; value estimated.
 D: Result taken from analysis at a secondary dilution.

NOTES

GV: Guidance Value NS: Not Sampled
 ST: Standard
 NA: Not Analyzed
 : Parameter exceeds Standard/Guidance Value

SONIA ROAD LANDFILL
POST CLOSURE GROUNDWATER MONITORING PROGRAM
HISTORIC AND CURRENT SAMPLE RESULTS
VOLATILE ORGANIC COMPOUNDS

Sample ID		MW-12D	MW-12D	MW-12D	MW-12D	MW-12D	MW-12D	MW-12D	MW-12D	NYSDEC Class GA GROUNDWATER STANDARD/GUIDANCE VALUE
Date of Collection		10/31/97	1/28/98	12/8/00	2/7/01	11/21/02	8/21/03	5/21/04	02/24/05	
Volatile Organic Compounds	CAS #	(ug/l)	(ug/l)	(ug/l)	(ug/l)	(ug/l)	(ug/l)	(ug/l)	(ug/l)	
Ethylbenzene	000100-41-4	1.40 U	10.0 U	5 U	10 U	5 U	5 U	5 U	5 U	5 ST
Styrene	000100-42-5	1.40 U	10.0 U	5 U	10 U	5 U	5 U	5 U	5 U	5 ST
cis-1,3-Dichloropropene	010061-01-5	1.40 U	10.0 U	5 U	10 U	5 U	5 U	5 U	5 U	0.4 ST
trans-1,3-Dichloropropene	010061-02-6	1.80 U	10.0 U	5 U	10 U	5 U	5 U	5 U	5 U	0.4 ST
1,4-Dichlorobenzene	000108-46-7	NA	NA	5 U	10 U	5 U	5 U	5 U	5 U	3 ST
1,2-Dibromoethane	000106-93-4	NA	NA	5 U	10 U	5 U	5 U	5 U	5 U	5 ST
1,2-Dichloroethane	000107-06-2	1.40 U	10.0 U	5 U	10 U	5 U	5 U	5 U	5 U	0.6 ST
Acrylonitrile	000107-13-1	NA	NA	5 U	50 U	5 U	5 U	5 U	5 U	5 ST
Vinyl Acetate	000108-05-4	NA	NA	5 U	10 U	5 U	5 U	5 U	5 U	-
4-Methyl-2-pentanone	000108-10-1	1.40 U	10.0 U	5 U	10 U	5 U	5 U	5 U	5 U	-
Toluene	000108-88-3	1.20 U	10.0 U	5 U	10 U	2 J	5 U	5 U	5 U	5 ST
Chlorobenzene	000108-90-7	1.40 U	10.0 U	5 U	10 U	5 U	5 U	5 U	5 U	5 ST
trans-1,4-Dichloro-2-butene	000110-57-6	NA	NA	5 U	10 U	5 U	5 U	5 U	5 U	5 ST
Dibromochloromethane	000124-48-1	2.20 U	10.0 U	5 U	10 U	5 U	5 U	5 U	5 U	50 GV
Tetrachloroethene	000127-18-4	1.40 U	10.0 U	5 U	10 U	5 U	5 U	5 U	5 U	5 ST
Xylene (total)	001330-20-7	1.60 U	10.0 U	5 U	10 U	5 U	5 U	5 U	5 U	5 ST
1,2-Dichloroethene (total)	000540-59-0	2.60 U	10.0 U	NA	10 U	NA	NA	NA	NA	5 ST
cis-1,2-Dichloroethene	000156-59-2	NA	NA	5 U	10 U	5 U	5 U	5 U	5 U	5 ST
trans-1,2-Dichloroethene	000156-60-5	NA	NA	5 U	10 U	5 U	5 U	5 U	5 U	5 ST
Carbon tetrachloride	000056-23-5	1.80 U	10.0 U	5 U	10 U	5 U	5 U	5 U	5 U	5 ST
2-Hexanone	000591-78-6	1.40 U	10.0 U	5 U	10 U	5 U	5 U	5 U	5 U	50 GV
1,1,1,2-Tetrachloroethane	000630-20-6	NA	NA	5 U	10 U	5 U	5 U	5 U	5 U	5 ST
Acetone	000067-84-1	3.40 U	10.0 U	5 U	10 U	5 U	5 U	5 U	5 U	50 GV
Chloroform	000067-66-3	1.40 U	10.0 U	5 U	10 U	5 U	5 U	1 J	5 U	7 ST
Benzene	000071-43-2	1.40 U	10.0 U	5 U	10 U	5 U	5 U	5 U	5 U	1 ST
1,1,1-Trichloroethane	000071-55-6	1.80 U	10.0 U	5 U	10 U	5 U	5 U	5 U	5 U	5 ST
Bromomethane	000074-83-9	1.40 U	10.0 U	5 U	10 U	5 U	5 U	5 U	5 U	5 ST
Chloromethane	000074-87-3	1.40 U	10.0 U	5 U	10 U	5 U	5 U	5 U	5 U	5 ST
Iodomethane	000074-88-4	NA	NA	5 U	10 U	5 U	5 U	5 U	5 U	5 ST
Dibromomethane	000074-95-3	NA	NA	5 U	10 U	5 U	5 U	5 U	5 U	5 ST
Bromodichloromethane	000075-27-4	1.80 U	10.0 U	5 U	10 U	5 U	5 U	5 U	5 U	50 GV
Chloroethane	000075-00-3	1.40 U	10.0 U	5 U	10 U	5 U	5 U	5 U	5 U	5 ST
Vinyl chloride	000075-01-4	1.40 U	10.0 U	5 U	10 U	5 U	5 U	5 U	5 U	2 ST
Methylene chloride	000075-09-2	1.40 U	10.0 U	5 U	10 U	5 U	5 U	5 U	5 U	5 ST
Carbon disulfide	000075-15-0	1.20 U	10.0 U	5 U	10 U	5 U	5 U	5 U	5 U	60 GV
Bromoform	000075-25-2	1.80 U	10.0 U	5 U	10 U	5 U	5 U	5 U	5 U	50 GV
Bromochloromethane	000074-97-5	NA	NA	5 U	10 U	5 U	5 U	5 U	5 U	5 ST
1,1-Dichloroethane	000075-34-3	1.20 U	10.0 U	5 U	10 U	5 U	5 U	5 U	5 U	5 ST
1,1-Dichloroethene	000075-35-4	1.40 U	10.0 U	5 U	10 U	5 U	5 U	5 U	5 U	5 ST
Trichlorofluoromethane	000075-69-4	NA	NA	5 U	10 U	5 U	5 U	5 U	5 U	5 ST
1,2-Dichloropropane	000078-87-5	1.40 U	10.0 U	5 U	10 U	5 U	5 U	5 U	5 U	1 ST
2-Butanone	000078-93-3	2.20 U	10.0 U	5 U	10 U	5 U	5 U	5 U	5 U	50 GV
1,1,2-Trichloroethane	000079-00-5	2.00 U	10.0 U	5 U	10 U	5 U	5 U	5 U	5 U	5 ST
Trichloroethene	000079-01-6	1.40 U	10.0 U	5 U	10 U	5 U	5 U	5 U	5 U	5 ST
1,1,2,2-Tetrachloroethane	000079-34-5	2.20 U	10.0 U	5 U	10 U	5 U	5 U	5 U	5 U	5 ST
1,2-Dichlorobenzene	000095-50-1	NA	NA	5 U	10 U	5 U	5 U	5 U	5 U	3 ST
1,2-Dibromo-3-chloropropane	000096-12-8	NA	NA	5 U	10 U	5 U	5 U	5 U	5 U	0.04 ST
1,2,3-Trichloropropane	000096-18-4	NA	NA	5 U	10 U	5 U	5 U	5 U	5 U	0.04 ST
1,1-Dichloropropene	000563-58-6	NA	NA	NA	10 U	NA	NA	NA	NA	5 ST
TOTAL VOCs		0	0	0	0	2	0	1	0	

QUALIFIERS

B: Compound was found in the method blank as well as the sample
 U: Compound was analyzed for but not detected at the detection limit shown.
 J: Compound was found at a concentration below the detection limit, value estimated.
 E: Concentration exceeds instrument calibration range; value estimated.
 D: Result taken from analysis at a secondary dilution.

NOTES

GV: Guidance Value NS: Not Sampled
 ST: Standard
 NA: Not Analyzed
 : Parameter exceeds Standard/Guidance Value

APPENDIX A-3

SONIA ROAD LANDFILL
POST CLOSURE GROUNDWATER MONITORING PROGRAM
HISTORIC AND CURRENT SAMPLE RESULTS
VOLATILE ORGANIC COMPOUNDS

Sample ID		MW-12I	MW-12I	MW-12I	MW-12I	MW-12I	MW-12I	MW-12I	MW-12I	NYSDEC Class GA
Date of Collection		10/31/97	1/30/98	12/7/00	2/8/01	11/21/02	8/21/03	5/21/04	02/24/05	GROUNDWATER
Volatiles Organic Compounds	CAS #	(ug/l)	(ug/l)	(ug/l)	(ug/l)	(ug/l)	(ug/l)	(ug/l)	(ug/l)	STANDARD/GUIDANCE VALUE
Ethylbenzene	000100-41-4	1.40 U	10.0 U	5 U	10 U	5 U	5 U	5 U	5 U	5 ST
Styrene	000100-42-5	1.40 U	10.0 U	5 U	10 U	5 U	5 U	5 U	5 U	5 ST
cis-1,3-Dichloropropene	010061-01-5	1.40 U	10.0 U	5 U	10 U	5 U	5 U	5 U	5 U	0.4 ST
trans-1,3-Dichloropropene	010061-02-6	1.80 U	10.0 U	5 U	10 U	5 U	5 U	5 U	5 U	0.4 ST
1,4-Dichlorobenzene	000106-46-7	NA	NA	5 U	10 U	5 U	5 U	5 U	5 U	3 ST
1,2-Dibromoethane	000106-93-4	NA	NA	5 U	10 U	5 U	5 U	5 U	5 U	5 ST
1,2-Dichloroethane	000107-06-2	1.40 U	10.0 U	5 U	10 U	5 U	5 U	5 U	5 U	0.6 ST
Acrylonitrile	000107-13-1	NA	NA	5 U	50 U	5 U	5 U	5 U	5 U	5 ST
Vinyl Acetate	000108-05-4	NA	NA	5 U	10 U	5 U	5 U	5 U	5 U	-
4-Methyl-2-pentanone	000108-10-1	1.40 U	10.0 U	5 U	10 U	5 U	5 U	5 U	5 U	-
Toluene	000108-88-3	1.20 U	10.0 U	5 U	10 U	5 U	5 U	5 U	5 U	5 ST
Chlorobenzene	000108-90-7	1.40 U	10.0 U	5 U	10 U	5 U	5 U	5 U	5 U	5 ST
trans-1,4-Dichloro-2-butene	000110-57-6	NA	NA	5 U	10 U	5 U	5 U	5 U	5 U	5 ST
Dibromochloromethane	000124-48-1	2.20 U	10.0 U	5 U	10 U	5 U	5 U	5 U	5 U	50 GV
Tetrachloroethene	000127-18-4	1.40 U	10.0 U	5 U	10 U	5 U	5 U	5 U	5 U	5 ST
Xylene (total)	001330-20-7	1.60 U	10.0 U	5 U	10 U	5 U	5 U	5 U	5 U	5 ST
1,2-Dichloroethene (total)	000540-59-0	2.60 U	10.0 U	NA	10 U	NA	NA	NA	NA	5 ST
cis-1,2-Dichloroethene	000156-59-2	NA	NA	5 U	10 U	5 U	5 U	5 U	5 U	5 ST
trans-1,2-Dichloroethene	000156-60-5	NA	NA	5 U	10 U	5 U	5 U	5 U	5 U	5 ST
Carbon tetrachloride	000056-23-5	1.80 U	10.0 U	5 U	10 U	5 U	5 U	5 U	5 U	5 ST
2-Hexanone	000591-78-6	1.40 U	10.0 U	5 U	10 U	5 U	5 U	5 U	5 U	50 GV
1,1,1,2-Tetrachloroethane	000630-20-6	NA	NA	5 U	10 U	5 U	5 U	5 U	5 U	5 ST
Acetone	000067-64-1	3.40 U	10.0 U	5 U	10 U	5 U	5 U	5 U	5 U	50 GV
Chloroform	000067-66-3	1.40 U	10.0 U	5 U	10 U	5 U	2 J	1 J	5 U	7 ST
Benzene	000071-43-2	1.40 U	10.0 U	5 U	10 U	5 U	5 U	5 U	5 U	1 ST
1,1,1-Trichloroethane	000071-55-6	1 J	10.0 U	5 U	10 U	5 U	5 U	5 U	5 U	5 ST
Bromomethane	000074-83-9	1.40 U	10.0 U	5 U	10 U	5 U	5 U	5 U	5 U	5 ST
Chloromethane	000074-87-3	1.40 U	10.0 U	5 U	10 U	5 U	5 U	5 U	5 U	5 ST
Iodomethane	000074-88-4	NA	NA	5 U	10 U	5 U	5 U	5 U	5 U	5 ST
Dibromomethane	000074-95-3	NA	NA	5 U	10 U	5 U	5 U	5 U	5 U	5 ST
Bromodichloromethane	000075-27-4	1.80 U	10.0 U	5 U	10 U	5 U	5 U	5 U	5 U	50 GV
Chloroethane	000075-00-3	1.40 U	10.0 U	5 U	10 U	5 U	5 U	5 U	5 U	5 ST
Vinyl chloride	000075-01-4	1.40 U	10.0 U	5 U	10 U	5 U	5 U	5 U	5 U	2 ST
Methylene chloride	000075-09-2	1.40 U	10.0 U	5 U	10 U	5 U	5 U	5 U	5 U	5 ST
Carbon disulfide	000075-15-0	1.20 U	10.0 U	5 U	10 U	5 U	5 U	5 U	5 U	60 GV
Bromoform	000075-25-2	1.80 U	10.0 U	5 U	10 U	5 U	5 U	5 U	5 U	50 GV
Bromochloromethane	000074-97-5	NA	NA	5 U	10 U	5 U	5 U	5 U	5 U	5 ST
1,1-Dichloroethane	000075-34-3	1.20 U	10.0 U	5 U	10 U	5 U	5 U	5 U	5 U	5 ST
1,1-Dichloroethene	000075-35-4	1.40 U	10.0 U	5 U	10 U	5 U	5 U	5 U	5 U	5 ST
Trichlorofluoromethane	000075-69-4	NA	NA	5 U	10 U	5 U	5 U	5 U	5 U	5 ST
1,2-Dichloropropane	000078-87-5	1.40 U	10.0 U	5 U	10 U	5 U	5 U	5 U	5 U	1 ST
2-Butanone	000078-93-3	2.20 U	10.0 U	5 U	10 U	5 U	5 U	5 U	5 U	50 GV
1,1,2-Trichloroethane	000079-00-5	2.00 U	10.0 U	5 U	10 U	5 U	5 U	5 U	5 U	5 ST
Trichloroethene	000079-01-6	1.40 U	10.0 U	5 U	10 U	5 U	5 U	5 U	5 U	5 ST
1,1,1,2-Tetrachloroethane	000079-34-5	2.20 U	10.0 U	5 U	10 U	5 U	5 U	5 U	5 U	5 ST
1,2-Dichlorobenzene	000095-50-1	NA	NA	5 U	10 U	5 U	5 U	5 U	5 U	3 ST
1,2-Dibromo-3-chloropropane	000096-12-8	NA	NA	5 U	10 U	5 U	5 U	5 U	5 U	0.04 ST
1,2,3-Trichloropropane	000096-18-4	NA	NA	5 U	10 U	5 U	5 U	5 U	5 U	0.04 ST
1,1-Dichloropropene	000563-58-6	NA	NA	NA	10 U	NA	NA	NA	NA	5 ST
TOTAL VOCs		1	0	0	0	0	2	1	0	

QUALIFIERS

B: Compound was found in the method blank as well as the sample
 U: Compound was analyzed for but not detected at the detection limit shown.
 J: Compound was found at a concentration below the detection limit, value estimated
 E: Concentration exceeds instrument calibration range; value estimated.
 D: Result taken from analysis at a secondary dilution.

NOTES

GV: Guidance Value NS: Not Sampled
 ST: Standard
 NA: Not Analyzed
 : Parameter exceeds Standard/Guidance Value

SONIA ROAD LANDFILL
POST CLOSURE GROUNDWATER MONITORING PROGRAM
HISTORIC AND CURRENT SAMPLE RESULTS
VOLATILE ORGANIC COMPOUNDS

Sample ID		MW-12S	MW-12S	MW-12S	MW-12S	MW-12S	MW-12S	MW-12S	MW-12S	NYSDEC Class GA GROUNDWATER STANDARD/GUIDANCE VALUE
Date of Collection		10/31/97	1/30/98	12/7/00	2/5/01	11/21/02	8/21/03	5/21/04	02/24/05	
Volatile Organic Compounds	CAS #	(ug/l)	(ug/l)	(ug/l)	(ug/l)	(ug/l)	(ug/l)	(ug/l)	(ug/l)	
Ethylbenzene	000100-41-4	1.40 U	10.0 U	5 U	10 U	5 U	5 U	5 U	5 U	5 ST
Styrene	000100-42-5	1.40 U	10.0 U	5 U	10 U	5 U	5 U	5 U	5 U	5 ST
cis-1,3-Dichloropropene	010061-01-5	1.40 U	10.0 U	5 U	10 U	5 U	5 U	5 U	5 U	0.4 ST
trans-1,3-Dichloropropene	010061-02-6	1.80 U	10.0 U	5 U	10 U	5 U	5 U	5 U	5 U	0.4 ST
1,4-Dichlorobenzene	000106-46-7	NA	NA	5 U	10 U	5 U	5 U	5 U	5 U	3 ST
1,2-Dibromoethane	000106-93-4	NA	NA	5 U	10 U	5 U	5 U	5 U	5 U	5 ST
1,2-Dichloroethane	000107-06-2	1.40 U	10.0 U	5 U	10 U	5 U	5 U	5 U	5 U	0.6 ST
Acrylonitrile	000107-13-1	NA	NA	5 U	50 U	5 U	5 U	5 U	5 U	5 ST
Vinyl Acetate	000108-05-4	NA	NA	5 U	10 U	5 U	5 U	5 U	5 U	-
4-Methyl-2-pentanone	000108-10-1	1.40 U	10.0 U	5 U	10 U	5 U	5 U	5 U	5 U	-
Toluene	000108-88-3	1.20 U	10.0 U	5 U	10 U	5 U	5 U	5 U	5 U	5 ST
Chlorobenzene	000108-90-7	1.40 U	10.0 U	5 U	10 U	5 U	5 U	5 U	5 U	5 ST
trans-1,4-Dichloro-2-butene	000110-57-6	NA	NA	5 U	10 U	5 U	5 U	5 U	5 U	5 ST
Dibromochloromethane	000124-48-1	2.20 U	10.0 U	5 U	10 U	5 U	5 U	5 U	5 U	50 GV
Tetrachloroethene	000127-18-4	1.40 U	10.0 U	5 U	10 U	2 J	5 U	5 U	5 U	5 ST
Xylene (total)	001330-20-7	1.60 U	10.0 U	5 U	10 U	5 U	5 U	5 U	5 U	5 ST
1,2-Dichloroethane (total)	000540-59-0	2.60 U	10.0 U	NA	10 U	NA	NA	NA	NA	5 ST
cis-1,2-Dichloroethene	000156-59-2	NA	NA	5 U	10 U	5 U	5 U	5 U	5 U	5 ST
trans-1,2-Dichloroethene	000156-60-5	NA	NA	5 U	10 U	5 U	5 U	5 U	5 U	5 ST
Carbon tetrachloride	000058-23-5	1.80 U	10.0 U	5 U	10 U	5 U	5 U	5 U	5 U	5 ST
2-Hexanone	000591-78-6	1.40 U	10.0 U	5 U	10 U	5 U	5 U	5 U	5 U	50 GV
1,1,1,2-Tetrachloroethane	000630-20-6	NA	NA	5 U	10 U	5 U	5 U	5 U	5 U	5 ST
Acetone	000067-64-1	3.40 U	10.0 U	5 U	10 U	5 U	5 U	5 U	5 U	50 GV
Chloroform	000067-66-3	1.40 U	10.0 U	5 U	10 U	5 U	5 U	5 U	5 U	7 ST
Benzene	000071-43-2	1.40 U	10.0 U	5 U	10 U	5 U	5 U	5 U	5 U	1 ST
1,1,1-Trichloroethane	000071-55-6	1.80 U	10.0 U	5 U	10 U	5 U	5 U	5 U	5 U	5 ST
Bromomethane	000074-83-9	1.40 U	10.0 U	5 U	10 U	5 U	5 U	5 U	5 U	5 ST
Chloromethane	000074-87-3	1.40 U	10.0 U	5 U	10 U	5 U	5 U	5 U	5 U	5 ST
Iodomethane	000074-88-4	NA	NA	5 U	10 U	5 U	5 U	5 U	5 U	5 ST
Dibromomethane	000074-95-3	NA	NA	5 U	10 U	5 U	5 U	5 U	5 U	5 ST
Bromodichloromethane	000075-27-4	1.80 U	10.0 U	5 U	10 U	5 U	5 U	5 U	5 U	50 GV
Chloroethane	000075-00-3	1.40 U	10.0 U	5 U	10 U	5 U	5 U	5 U	5 U	5 ST
Vinyl chloride	000075-01-4	1.40 U	10.0 U	5 U	10 U	5 U	5 U	5 U	5 U	2 ST
Methylene chloride	000075-09-2	1.40 U	10.0 U	5 U	10 U	5 U	5 U	5 U	5 U	5 ST
Carbon disulfide	000075-15-0	1.20 U	10.0 U	5 U	10 U	5 U	5 U	5 U	5 U	60 GV
Bromoform	000075-25-2	1.80 U	10.0 U	5 U	10 U	5 U	5 U	5 U	5 U	50 GV
Bromochloromethane	000074-97-5	NA	NA	5 U	10 U	5 U	5 U	5 U	5 U	5 ST
1,1-Dichloroethane	000075-34-3	1.20 U	10.0 U	5 U	10 U	5 U	5 U	5 U	5 U	5 ST
1,1-Dichloroethene	000075-35-4	1.40 U	10.0 U	5 U	10 U	5 U	5 U	5 U	5 U	5 ST
Trichlorofluoromethane	000075-69-4	NA	NA	5 U	10 U	5 U	5 U	5 U	5 U	5 ST
1,2-Dichloropropane	000078-87-5	1.40 U	10.0 U	5 U	10 U	5 U	5 U	5 U	5 U	1 ST
2-Butanone	000078-93-3	2.20 U	10.0 U	5 U	10 U	5 U	5 U	5 U	5 U	50 GV
1,1,2-Trichloroethane	000079-00-5	2.00 U	10.0 U	5 U	10 U	5 U	5 U	5 U	5 U	5 ST
Trichloroethene	000079-01-6	1.40 U	10.0 U	5 U	10 U	5 U	5 U	5 U	5 U	5 ST
1,1,2,2-Tetrachloroethane	000079-34-5	2.20 U	10.0 U	5 U	10 U	5 U	5 U	5 U	5 U	5 ST
1,2-Dichlorobenzene	000095-50-1	NA	NA	5 U	10 U	5 U	5 U	5 U	5 U	3 ST
1,2-Dibromo-3-chloropropane	000096-12-8	NA	NA	5 U	10 U	5 U	5 U	5 U	5 U	0.04 ST
1,2,3-Trichloropropane	000096-18-4	NA	NA	5 U	10 U	5 U	5 U	5 U	5 U	0.04 ST
1,1-Dichloropropene	000563-58-6	NA	NA	NA	10 U	NA	NA	NA	NA	5 ST
TOTAL VOCs		0	0	0	0	2	0	0	0	

QUALIFIERS

B: Compound was found in the method blank as well as the sample
 U: Compound was analyzed for but not detected at the detection limit shown.
 J: Compound was found at a concentration below the detection limit, value estimated
 E: Concentration exceeds instrument calibration range; value estimated.
 D: Result taken from analysis at a secondary dilution.

NOTES

GV: Guidance Value NS: Not Sampled
 ST: Standard
 NA: Not Analyzed
 : Parameter exceeds Standard/Guidance Value

APPENDIX A-3

SONIA ROAD LANDFILL
POST CLOSURE GROUNDWATER MONITORING PROGRAM
HISTORIC AND CURRENT SAMPLE RESULTS
VOLATILE ORGANIC COMPOUNDS

Sample ID		MW-13D	MW-13D	MW-13D	MW-13D						NYSDEC Class GA GROUNDWATER STANDARD/GUIDANCE VALUE
Date of Collection		11/3/97	2/3/98	12/12/00	2/6/01						
Volatiles Organic Compounds	CAS #	(ug/l)	(ug/l)	(ug/l)	(ug/l)						
Ethylbenzene	000100-41-4	1.40 U	10.0 U	5 U	10 U						5 ST
Styrene	000100-42-5	1.40 U	10.0 U	5 U	10 U						5 ST
cis-1,3-Dichloropropene	010061-01-5	1.40 U	10.0 U	5 U	10 U						0.4 ST
trans-1,3-Dichloropropene	010061-02-6	1.80 U	10.0 U	5 U	10 U						0.4 ST
1,4-Dichlorobenzene	000106-46-7	NA	NA	5 U	1.3 J						3 ST
1,2-Dibromoethane	000106-93-4	NA	NA	5 U	10 U						5 ST
1,2-Dichloroethane	000107-06-2	1.40 U	10.0 U	5 U	10 U						0.6 ST
Acrylonitrile	000107-13-1	NA	NA	5 U	50 U						5 ST
Vinyl Acetate	000108-05-4	NA	NA	5 U	10 U						-
4-Methyl-2-pentanone	000108-10-1	1.40 U	10.0 U	5 U	10 U						-
Toluene	000108-88-3	1.20 U	2.5 J	5 U	10 U						5 ST
Chlorobenzene	000108-90-7	2 J	4.1 J	5 U	1.7 J						5 ST
trans-1,4-Dichloro-2-butene	000110-57-6	NA	NA	NA	10 U						5 ST
Dibromochloromethane	000124-48-1	2.20 U	10.0 U	5 U	10 U						50 GV
Tetrachloroethene	000127-18-4	1 J	10.0 U	690 D	900 E						5 ST
Xylene (total)	001330-20-7	1.60 U	10.0 U	5 U	10 U						5 ST
1,2-Dichloroethene (total)	000540-69-0	31	34	NA	10 U						5 ST
cis-1,2-Dichloroethene	000156-59-2	NA	NA	140	210 E						5 ST
trans-1,2-Dichloroethene	000156-60-5	NA	NA	5 U	1 J						5 ST
Carbon tetrachloride	000056-23-5	1.80 U	10.0 U	5 U	10 U						5 ST
2-Hexanone	000591-78-6	1.40 U	10.0 U	5 U	10 U						50 GV
1,1,1,2-Tetrachloroethane	000630-20-6	NA	NA	NA	10 U						5 ST
Acetone	000067-64-1	3.40 U	10.0 U	5 U	10 U						50 GV
Chloroform	000067-66-3	1.40 U	10.0 U	5 U	10 U						7 ST
Benzene	000071-43-2	1.40 U	2.7 J	5 U	1.0 J						1 ST
1,1,1-Trichloroethane	000071-55-6	1.80 U	10.0 U	5 U	1.2 J						5 ST
Bromomethane	000074-83-9	1.40 U	10.0 U	5 U	10 U						5 ST
Chloromethane	000074-87-3	1.40 U	10.0 U	5 U	10 U						5 ST
Iodomethane	000074-88-4	NA	NA	5 U	10 U						5 ST
Dibromomethane	000074-95-3	NA	NA	5 U	10 U						5 ST
Bromodichloromethane	000075-27-4	1.80 U	10.0 U	5 U	10 U						50 GV
Chloroethane	000075-00-3	3 J	10.0 U	2 J	2.6 J						5 ST
Vinyl chloride	000075-01-4	2 J	10.0 U	8	11						2 ST
Methylene chloride	000075-09-2	1.40 U	10.0 U	5 U	10 U						5 ST
Carbon disulfide	000075-15-0	1.20 U	10.0 U	5 U	10 U						60 GV
Bromoform	000075-25-2	1.80 U	10.0 U	5 U	10 U						50 GV
Bromochloromethane	000074-97-5	NA	NA	5 U	10 U						5 ST
1,1-Dichloroethane	000075-34-3	4 J	3.6 J	6	9.1 J						5 ST
1,1-Dichloroethene	000075-35-4	1.40 U	2.0 J	2 J	1.8 J						5 ST
Trichlorofluoromethane	000075-69-4	NA	NA	5 U	10 U						5 ST
1,2-Dichloropropane	000078-87-5	1.40 U	10.0 U	5 U	10 U						1 ST
2-Butanone	000078-93-3	2.20 U	10.0 U	5 U	10 U						50 GV
1,1,2-Trichloroethane	000079-00-5	2.00 U	10.0 U	5 U	10 U						5 ST
Trichloroethene	000079-01-6	1 J	2.9 J	48	68						5 ST
1,1,2,2-Tetrachloroethane	000079-34-5	2.20 U	10.0 U	5 U	10 U						5 ST
1,2-Dichlorobenzene	000095-50-1	NA	NA	5 U	10 U						3 ST
1,2-Dibromo-3-chloropropane	000096-12-8	NA	NA	5 U	10 U						0.04 ST
1,2,3-Trichloropropane	000096-18-4	NA	NA	5 U	10 U						0.04 ST
1,1-Dichloropropene	000563-58-6	NA	NA	NA	10 U						5 ST
TOTAL VOCs		44	51.8	896	1208.7						

QUALIFIERS

B: Compound was found in the method blank as well as the sample
 U: Compound was analyzed for but not detected
 J: Compound was found at a concentration below the detection limit, value estimated
 E: Concentration exceeds instrument calibration range; value estimated.
 D: Result taken from analysis at a secondary dilution.

NOTES

GV: Guidance Value NS: Not Sampled
 ST: Standard
 NA: Not Analyzed
 : Parameter exceeds Standard/Guidance Value

SONIA ROAD LANDFILL
POST CLOSURE GROUNDWATER MONITORING PROGRAM
HISTORIC AND CURRENT SAMPLE RESULTS
VOLATILE ORGANIC COMPOUNDS

Sample ID		MW-13I	MW-13I	MW-13I	MW-13I					NYSDEC Class GA GROUNDWATER STANDARD/GUIDANCE VALUE
Date of Collection		11/3/97	2/3/98	12/12/00	2/6/01					
Volatile Organic Compounds	CAS #	(ug/l)	(ug/l)	(ug/l)	(ug/l)					
Ethylbenzene	000100-41-4	1.40 U	10.0 U	5 U	10 U					5 ST
Styrene	000100-42-5	1.40 U	10.0 U	5 U	10 U					5 ST
cis-1,3-Dichloropropene	010061-01-5	1.40 U	10.0 U	5 U	10 U					0.4 ST
trans-1,3-Dichloropropene	010061-02-6	1.80 U	10.0 U	5 U	10 U					0.4 ST
1,4-Dichlorobenzene	000106-46-7	NA	NA	5 U	1.5 J					3 ST
1,2-Dibromoethane	000106-93-4	NA	NA	5 U	10 U					5 ST
1,2-Dichloroethane	000107-06-2	1.40 U	10.0 U	5 U	10 U					0.6 ST
Acrylonitrile	000107-13-1	NA	NA	5 U	50 U					5 ST
Vinyl Acetate	000108-05-4	NA	NA	5 U	10 U					-
4-Methyl-2-pentanone	000108-10-1	1.40 U	10.0 U	5 U	10 U					-
Toluene	000108-88-3	1.20 U	10.0 U	5 U	10 U					5 ST
Chlorobenzene	000108-90-7	1.40 U	10.0 U	5 U	2.6 J					5 ST
trans-1,4-Dichloro-2-butene	000110-57-6	NA	NA	5 U	10 U					5 ST
Dibromochloromethane	000124-48-1	2.20 U	10.0 U	5 U	10 U					50 GV
Tetrachloroethene	000127-18-4	9 J	11	770 D	1100 E					5 ST
Xylene (total)	001330-20-7	1.60 U	10.0 U	5 U	10 U					5 ST
1,2-Dichloroethene (total)	000540-59-0	73	53	NA	10 U					5 ST
cls-1,2-Dichloroethene	000156-59-2	NA	NA	170	310 E					5 ST
trans-1,2-Dichloroethene	000156-60-5	NA	NA	5 U	2 J					5 ST
Carbon tetrachloride	000056-23-5	1.80 U	10.0 U	5 U	10 U					5 ST
2-Hexanone	000591-78-6	1.40 U	10.0 U	5 U	10 U					50 GV
1,1,1,2-Tetrachloroethane	000630-20-6	NA	NA	5 U	10 U					5 ST
Acetone	000067-64-1	3.40 U	10.0 U	5 U	10 U					50 GV
Chloroform	000067-66-3	1.40 U	10.0 U	5 U	10 U					7 ST
Benzene	000071-43-2	1.40 U	10.0 U	5 U	1.9 J					1 ST
1,1,1-Trichloroethane	000071-55-6	1.80 U	10.0 U	5 U	10 U					5 ST
Bromomethane	000074-83-9	1.40 U	10.0 U	5 U	10 U					5 ST
Chloromethane	000074-87-3	1.40 U	10.0 U	5 U	10 U					5 ST
Iodomethane	000074-88-4	NA	NA	5 U	10 U					5 ST
Dibromomethane	000074-95-3	NA	NA	5 U	10 U					5 ST
Bromodichloromethane	000075-27-4	1.80 U	10.0 U	5 U	10 U					50 GV
Chloroethane	000075-00-3	1.40 U	10.0 U	5 U	1.4 J					5 ST
Vinyl chloride	000075-01-4	7 J	4.7 J	12	16					2 ST
Methylene chloride	000075-09-2	1.40 U	2.3 J	5 U	10 U					5 ST
Carbon disulfide	000075-15-0	1.20 U	10.0 U	5 U	10 U					60 GV
Bromoform	000075-25-2	1.80 U	10.0 U	5 U	10 U					50 GV
Bromochloromethane	000074-97-5	NA	NA	5 U	10 U					5 ST
1,1-Dichloroethane	000075-34-3	4 J	3.1 J	16	29					5 ST
1,1-Dichloroethene	000075-35-4	1.40 U	10.0 U	5 U	3.7 J					5 ST
Trichlorofluoromethane	000075-69-4	NA	NA	5 U	10 U					5 ST
1,2-Dichloropropane	000078-87-5	1.40 U	10.0 U	5 U	10 U					1 ST
2-Butanone	000078-93-3	2.20 U	10.0 U	5 U	10 U					50 GV
1,1,2-Trichloroethane	000079-00-5	2.00 U	10.0 U	5 U	10 U					5 ST
Trichloroethene	000079-01-6	4 J	4.8 J	100	140					5 ST
1,1,1,2-Tetrachloroethane	000079-34-5	2.20 U	10.0 U	5 U	10 U					5 ST
1,2-Dichlorobenzene	000095-50-1	NA	NA	5 U	10 U					3 ST
1,2-Dibromo-3-chloropropane	000096-12-8	NA	NA	5 U	10 U					0.04 ST
1,2,3-Trichloropropane	000096-18-4	NA	NA	5 U	10 U					0.04 ST
1,1-Dichloropropene	000563-58-6	NA	NA	NA	10 U					5 ST
TOTAL VOCs		97	78.9	1068	1608.1					

QUALIFIERS

B: Compound was found in the method blank as well as the sample
 U: Compound was analyzed for but not detected at the detection limit shown.
 J: Compound was found at a concentration below the detection limit, value estimated
 E: Concentration exceeds instrument calibration range; value estimated.
 D: Result taken from analysis at a secondary dilution.

NOTES

GV: Guidance Value NS: Not Sampled
 ST: Standard
 NA: Not Analyzed
 : Parameter exceeds Standard/Guidance Value

APPENDIX A-3

SONIA ROAD LANDFILL
POST CLOSURE GROUNDWATER MONITORING PROGRAM
HISTORIC AND CURRENT SAMPLE RESULTS
VOLATILE ORGANIC COMPOUNDS

Sample ID		MW-14D	MW-14D	MW-14D	MW-14D						NYSDEC Class GA GROUNDWATER STANDARD/GUIDANCE VALUE
Date of Collection		11/3/97	2/3/98	12/11/00	2/7/01						
Volatile Organic Compounds	CAS #	(ug/l)	(ug/l)	(ug/l)	(ug/l)						
Ethylbenzene	000100-41-4	1.40 U	10.0 U	5 U	10 U						5 ST
Styrene	000100-42-5	1.40 U	10.0 U	5 U	10 U						5 ST
cis-1,3-Dichloropropene	010061-01-5	1.40 U	10.0 U	5 U	10 U						0.4 ST
trans-1,3-Dichloropropene	010061-02-6	1.80 U	10.0 U	5 U	10 U						0.4 ST
1,4-Dichlorobenzene	000106-46-7	NA	NA	5 U	10 U						3 ST
1,2-Dibromoethane	000106-93-4	NA	NA	5 U	10 U						5 ST
1,2-Dichloroethane	000107-06-2	1.40 U	10.0 U	5 U	10 U						0.6 ST
Acrylonitrile	000107-13-1	NA	NA	5 U	50 U						5 ST
Vinyl Acetate	000108-05-4	NA	NA	5 U	10 U						-
4-Methyl-2-pentanone	000108-10-1	1.40 U	10.0 U	5 U	10 U						-
Toluene	000108-88-3	1.20 U	10.0 U	5 U	10 U						5 ST
Chlorobenzene	000108-90-7	1 J	10.0 U	2 J	2.4 J						5 ST
trans-1,4-Dichloro-2-butene	000110-57-6	NA	NA	5 U	10 U						5 ST
Dibromochloromethane	000124-48-1	2.20 U	10.0 U	5 U	10 U						50 GV
Tetrachloroethene	000127-18-4	1.40 U	10.0 U	5 U	10 U						5 ST
Xylene (total)	001330-20-7	1.60 U	10.0 U	5 U	10 U						5 ST
1,2-Dichloroethene (total)	000540-59-0	2 J	10.0 U	NA	10 U						5 ST
cis-1,2-Dichloroethene	000156-59-2	NA	NA	2 J	4 J						5 ST
trans-1,2-Dichloroethene	000156-60-5	NA	NA	5 U	10 U						5 ST
Carbon tetrachloride	000056-23-5	1.80 U	10.0 U	5 U	10 U						5 ST
2-Hexanone	000591-78-6	1.40 U	10.0 U	5 U	10 U						50 GV
1,1,1,2-Tetrachloroethane	000630-20-6	NA	NA	5 U	10 U						5 ST
Acetone	000067-64-1	2 J	10.0 U	5 U	10 U						50 GV
Chloroform	000067-66-3	1.40 U	2.1 J	5 U	10 U						7 ST
Benzene	000071-43-2	1.40 U	10.0 U	5 U	10 U						1 ST
1,1,1-Trichloroethane	000071-55-6	1.80 U	10.0 U	5 U	10 U						5 ST
Bromomethane	000074-83-9	1.40 U	10.0 U	5 U	10 U						5 ST
Chloromethane	000074-87-3	1.40 U	10.0 U	5 U	10 U						5 ST
Iodomethane	000074-88-4	NA	NA	5 U	10 U						5 ST
Dibromomethane	000074-95-3	NA	NA	5 U	10 U						5 ST
Bromodichloromethane	000075-27-4	1.80 U	10.0 U	5 U	10 U						50 GV
Chloroethane	000075-00-3	5 J	10.0 U	6	5.9 J						5 ST
Vinyl chloride	000075-01-4	14	10.0 U	2 J	3.0 J						2 ST
Methylene chloride	000075-09-2	1.40 U	2.9 J	5 U	10 U						5 ST
Carbon disulfide	000075-15-0	1.20 U	10.0 U	5 U	10 U						60 GV
Bromoform	000075-25-2	1.80 U	10.0 U	5 U	10 U						50 GV
Bromochloromethane	000074-97-5	NA	NA	5 U	10 U						5 ST
1,1-Dichloroethane	000075-34-3	1 J	10.0 U	5 U	10 U						5 ST
1,1-Dichloroethene	000075-35-4	1.40 U	10.0 U	5 U	10 U						5 ST
Trichlorofluoromethane	000075-69-4	NA	NA	5 U	10 U						5 ST
1,2-Dichloropropane	000078-87-5	1.40 U	10.0 U	5 U	10 U						1 ST
2-Butanone	000078-93-3	2.20 U	10.0 U	5 U	10 U						50 GV
1,1,2-Trichloroethane	000079-00-5	2.00 U	10.0 U	5 U	10 U						5 ST
Trichloroethene	000079-01-6	1.40 U	10.0 U	5 U	10 U						5 ST
1,1,2,2-Tetrachloroethane	000079-34-5	2.20 U	10.0 U	5 U	10 U						5 ST
1,2-Dichlorobenzene	000095-50-1	NA	NA	5 U	10 U						3 ST
1,2-Dibromo-3-chloropropane	000096-12-8	NA	NA	5 U	10 U						0.04 ST
1,2,3-Trichloropropane	000096-18-4	NA	NA	5 U	10 U						0.04 ST
1,1-Dichloropropene	000563-58-6	NA	NA	NA	10 U						5 ST
TOTAL VOCs		44	5	12	15.3						

QUALIFIERS

B: Compound was found in the method blank as well as the sample
 U: Compound was analyzed for but not detected at the detection limit shown.
 J: Compound was found at a concentration below the detection limit, value estimated
 E: Concentration exceeds instrument calibration range; value estimated.
 D: Result taken from analysis at a secondary dilution.

NOTES

GV: Guidance Value NS: Not Sampled
 ST: Standard
 NA: Not Analyzed
 : Parameter exceeds Standard/Guidance Value

SONIA ROAD LANDFILL
 POST CLOSURE GROUNDWATER MONITORING PROGRAM
 HISTORIC AND CURRENT SAMPLE RESULTS
 VOLATILE ORGANIC COMPOUNDS

Sample ID		MW-14I	MW-14I	MW-14I	MW-14I					NYSDEC Class GA GROUNDWATER STANDARD/GUIDANCE VALUE
Date of Collection		11/3/97	2/3/98	12/11/00	2/6/01					
Volatiles Organic Compounds	CAS #	(ug/l)	(ug/l)	(ug/l)	(ug/l)					
Ethylbenzene	000100-41-4	1.40 U	10.0 U	5 U	10 U					5 ST
Styrene	000100-42-5	1.40 U	10.0 U	5 U	10 U					5 ST
cis-1,3-Dichloropropene	010061-01-5	1.40 U	10.0 U	5 U	10 U					0.4 ST
trans-1,3-Dichloropropene	010061-02-6	1.80 U	10.0 U	5 U	10 U					0.4 ST
1,4-Dichlorobenzene	000108-46-7	NA	NA	5 U	10 U					3 ST
1,2-Dibromoethane	000108-93-4	NA	NA	5 U	10 U					5 ST
1,2-Dichloroethane	000107-06-2	1.40 U	10.0 U	5 U	10 U					0.6 ST
Acrylonitrile	000107-13-1	NA	NA	5 U	50 U					5 ST
Vinyl Acetate	000108-05-4	NA	NA	5 U	10 U					-
4-Methyl-2-pentanone	000108-10-1	1.40 U	10.0 U	5 U	10 U					-
Toluene	000108-88-3	1.20 U	10.0 U	5 U	10 U					5 ST
Chlorobenzene	000108-90-7	1.40 U	10.0 U	5 U	2.8 J					5 ST
trans-1,4-Dichloro-2-butene	000110-57-8	NA	NA	5 U	10 U					5 ST
Dibromochloromethane	000124-48-1	2.20 U	10.0 U	5 U	10 U					50 GV
Tetrachloroethene	000127-18-4	1.40 U	10.0 U	5 U	10 U					5 ST
Xylene (total)	001330-20-7	1.60 U	10.0 U	5 U	10 U					5 ST
1,2-Dichloroethene (total)	000540-59-0	2.60 U	10.0 U	NA	10 U					5 ST
cis-1,2-Dichloroethene	000156-59-2	NA	NA	5 U	10 U					5 ST
trans-1,2-Dichloroethene	000156-60-5	NA	NA	5 U	10 U					5 ST
Carbon tetrachloride	000056-23-5	1.80 U	10.0 U	5 U	10 U					5 ST
2-Hexanone	000591-78-6	1.40 U	10.0 U	5 U	10 U					50 GV
1,1,1,2-Tetrachloroethane	000630-20-6	NA	NA	5 U	10 U					5 ST
Acetone	000067-64-1	3.40 U	5.5 J	5 U	2 J					50 GV
Chloroform	000067-66-3	1.40 U	10.0 U	5 U	10 U					7 ST
Benzene	000071-43-2	1.40 U	10.0 U	5 U	10 U					1 ST
1,1,1-Trichloroethane	000071-55-6	1.80 U	10.0 U	5 U	10 U					5 ST
Bromomethane	000074-83-9	1.40 U	10.0 U	5 U	10 U					5 ST
Chloromethane	000074-87-3	1.40 U	10.0 U	5 U	10 U					5 ST
Iodomethane	000074-88-4	NA	NA	5 U	10 U					5 ST
Dibromomethane	000074-95-3	NA	NA	5 U	10 U					5 ST
Bromodichloromethane	000075-27-4	1.80 U	10.0 U	5 U	10 U					50 GV
Chloroethane	000075-00-3	8 J	6.9 J	3 J	4.3 J					5 ST
Vinyl chloride	000075-01-4	1.40 U	10.0 U	5 U	10 U					2 ST
Methylene chloride	000075-09-2	1.40 U	10.0 U	5 U	10 U					5 ST
Carbon disulfide	000075-15-0	1.20 U	10.0 U	5 U	10 U					60 GV
Bromoform	000075-25-2	1.80 U	10.0 U	5 U	10 U					50 GV
Bromochloromethane	000074-97-5	NA	NA	5 U	10 U					5 ST
1,1-Dichloroethane	000075-34-3	1.20 U	10.0 U	5 U	10 U					5 ST
1,1-Dichloroethene	000075-35-4	1.40 U	10.0 U	5 U	10 U					5 ST
Trichlorofluoromethane	000075-69-4	NA	NA	5 U	10 U					5 ST
1,2-Dichloropropane	000078-87-5	1.40 U	10.0 U	5 U	10 U					1 ST
2-Butanone	000078-93-3	2.20 U	10.0 U	5 U	10 U					50 GV
1,1,2-Trichloroethane	000079-00-5	2.00 U	10.0 U	5 U	10 U					5 ST
Trichloroethene	000079-01-6	1.40 U	10.0 U	5 U	10 U					5 ST
1,1,2,2-Tetrachloroethane	000079-34-5	2.20 U	10.0 U	5 U	10 U					5 ST
1,2-Dichlorobenzene	000095-50-1	NA	NA	5 U	10 U					3 ST
1,2-Dibromo-3-chloropropane	000096-12-8	NA	NA	5 U	10 U					0.04 ST
1,2,3-Trichloropropane	000096-18-4	NA	NA	5 U	10 U					0.04 ST
1,1-Dichloropropene	000563-58-6	NA	NA	NA	10 U					5 ST
TOTAL VOCs		8	12.4	3	9.1					

QUALIFIERS

- B: Compound was found in the method blank as well as the sample
- U: Compound was analyzed for but not detected at the detection limit shown.
- J: Compound was found at a concentration below the detection limit, value estimated
- E: Concentration exceeds instrument calibration range; value estimated.
- D: Result taken from analysis at a secondary dilution.

NOTES

- GV: Guidance Value
- ST: Standard
- NS: Not Sampled
- NA: Not Analyzed
- : Parameter exceeds Standard/Guidance Value

APPENDIX A-3

SONIA ROAD LANDFILL
POST CLOSURE GROUNDWATER MONITORING PROGRAM
HISTORIC AND CURRENT SAMPLE RESULTS
VOLATILE ORGANIC COMPOUNDS

Sample ID		MW-14S	MW-14S	MW-14S	MW-14S					NYSDEC Class GA GROUNDWATER STANDARD/GUIDANCE VALUE
Date of Collection		11/3/97	2/3/98	12/11/00	2/6/01					
Volatiles Organic Compounds	CAS #	(ug/l)	(ug/l)	(ug/l)	(ug/l)					
Ethylbenzene	000100-41-4	1.40 U	10.0 U	5 U	10 U					5 ST
Styrene	000100-42-5	1.40 U	10.0 U	5 U	10 U					5 ST
cis-1,3-Dichloropropene	010061-01-5	1.40 U	10.0 U	5 U	10 U					0.4 ST
trans-1,3-Dichloropropene	010061-02-6	1.80 U	10.0 U	5 U	10 U					0.4 ST
1,4-Dichlorobenzene	000106-46-7	NA	NA	5 U	10 U					3 ST
1,2-Dibromoethane	000106-93-4	NA	NA	5 U	10 U					5 ST
1,2-Dichloroethane	000107-06-2	1.40 U	10.0 U	5 U	10 U					0.6 ST
Acrylonitrile	000107-13-1	NA	NA	5 U	50 U					5 ST
Vinyl Acetate	000108-05-4	NA	NA	5 U	10 U					-
4-Methyl-2-pentanone	000108-10-1	1.40 U	10.0 U	5 U	10 U					-
Toluene	000108-88-3	1.20 U	10.0 U	5 U	10 U					5 ST
Chlorobenzene	000108-90-7	1.40 U	10.0 U	5 U	10 U					5 ST
trans-1,4-Dichloro-2-butene	000110-57-6	NA	NA	5 U	10 U					5 ST
Dibromochloromethane	000124-48-1	2.20 U	10.0 U	5 U	10 U					50 GV
Tetrachloroethene	000127-18-4	1.40 U	10.0 U	5 U	10 U					5 ST
Xylene (total)	001330-20-7	1.60 U	10.0 U	5 U	10 U					5 ST
1,2-Dichloroethene (total)	000540-59-0	2.60 U	10.0 U	NA	10 U					5 ST
cis-1,2-Dichloroethene	000156-59-2	NA	NA	5 U	10 U					5 ST
trans-1,2-Dichloroethene	000156-60-5	NA	NA	5 U	10 U					5 ST
Carbon tetrachloride	000056-23-5	1.80 U	10.0 U	5 U	10 U					5 ST
2-Hexanone	000591-78-6	1.40 U	10.0 U	5 U	10 U					50 GV
1,1,1,2-Tetrachloroethane	000630-20-6	NA	NA	5 U	10 U					5 ST
Acetone	000067-64-1	3.40 U	10.0 U	5 U	10 U					50 GV
Chloroform	000067-66-3	1.40 U	2.1 J	5 U	10 U					7 ST
Benzene	000071-43-2	1.40 U	10.0 U	5 U	10 U					1 ST
1,1,1-Trichloroethane	000071-55-6	1.80 U	10.0 U	5 U	10 U					5 ST
Bromomethane	000074-83-9	1.40 U	10.0 U	5 U	10 U					5 ST
Chloromethane	000074-87-3	1.40 U	10.0 U	5 U	10 U					5 ST
Iodomethane	000074-88-4	NA	NA	5 U	10 U					5 ST
Dibromomethane	000074-95-3	NA	NA	5 U	10 U					5 ST
Bromodichloromethane	000075-27-4	1.80 U	10.0 U	5 U	10 U					50 GV
Chloroethane	000075-00-3	1.40 U	10.0 U	5 U	10 U					5 ST
Vinyl chloride	000075-01-4	1.40 U	10.0 U	5 U	10 U					2 ST
Methylene chloride	000075-09-2	1.40 U	2.0 J	5 U	10 U					5 ST
Carbon disulfide	000075-15-0	1.20 U	10.0 U	5 U	10 U					60 GV
Bromoform	000075-25-2	1.80 U	10.0 U	5 U	10 U					50 GV
Bromochloromethane	000074-97-5	NA	NA	5 U	10 U					5 ST
1,1-Dichloroethane	000075-34-3	1.20 U	10.0 U	5 U	10 U					5 ST
1,1-Dichloroethene	000075-35-4	1.40 U	10.0 U	5 U	10 U					5 ST
Trichlorofluoromethane	000075-69-4	NA	NA	5 U	10 U					5 ST
1,2-Dichloropropane	000078-87-5	1.40 U	10.0 U	5 U	10 U					1 ST
2-Butanone	000078-93-3	2.20 U	10.0 U	5 U	10 U					50 GV
1,1,2-Trichloroethane	000079-00-5	2.00 U	10.0 U	5 U	10 U					5 ST
Trichloroethene	000079-01-6	1.40 U	10.0 U	5 U	10 U					5 ST
1,1,2,2-Tetrachloroethane	000079-34-5	2.20 U	10.0 U	5 U	10 U					5 ST
1,2-Dichlorobenzene	000095-50-1	NA	NA	5 U	10 U					3 ST
1,2-Dibromo-3-chloropropane	000096-12-8	NA	NA	5 U	10 U					0.04 ST
1,2,3-Trichloropropane	000096-18-4	NA	NA	5 U	10 U					0.04 ST
1,1-Dichloropropene	000563-58-6	NA	NA	NA	10 U					5 ST
TOTAL VOCs		0	4.1	0	0					

QUALIFIERS

B: Compound was found in the method blank as well as the sample
 U: Compound was analyzed for but not detected at the detection limit shown.
 J: Compound was found at a concentration below the detection limit, value estimated
 E: Concentration exceeds instrument calibration range; value estimated.
 D: Result taken from analysis at a secondary dilution.

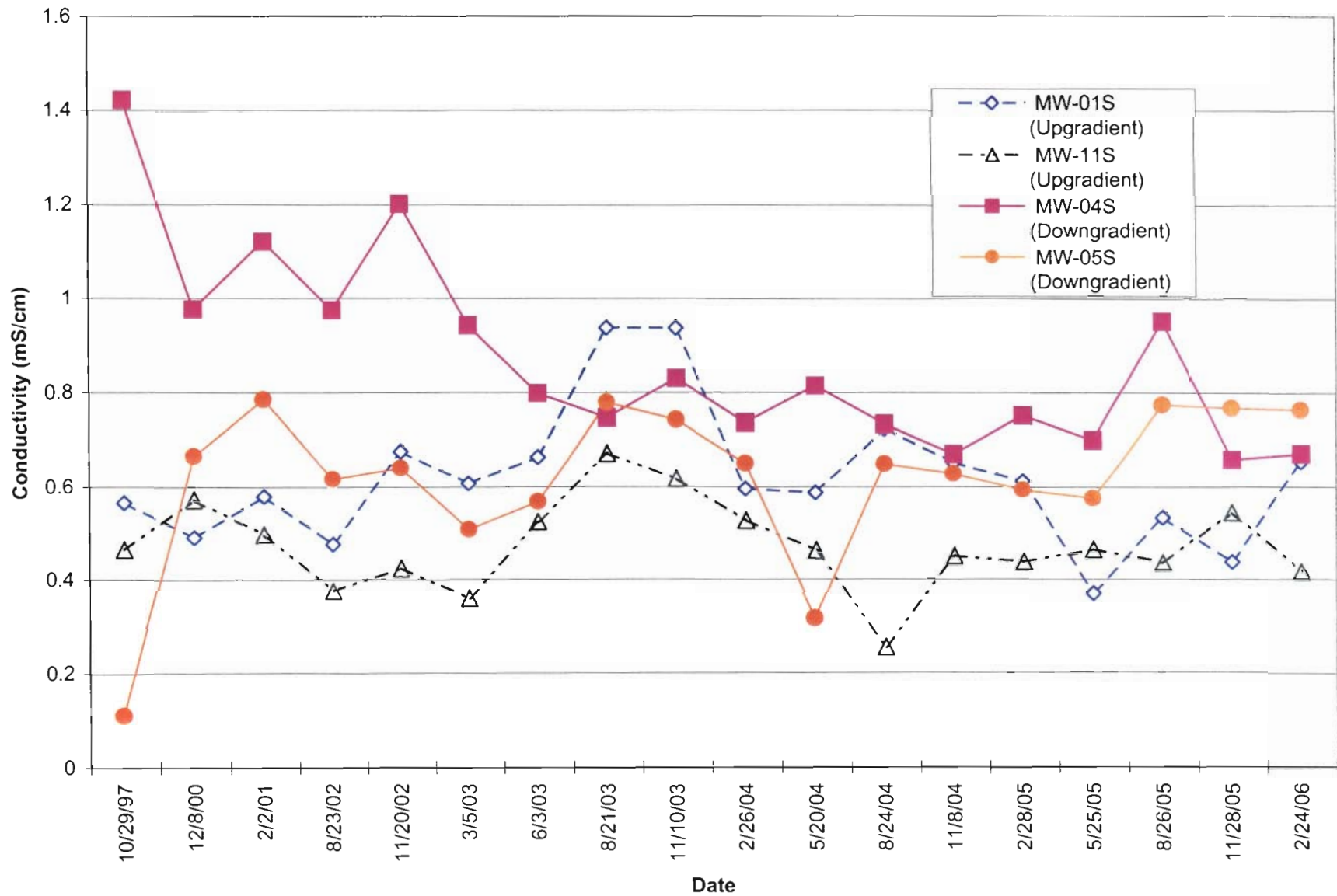
NOTES

GV: Guidance Value NS: Not Sampled
 ST: Standard
 NA: Not Analyzed
 : Parameter exceeds Standard/Guidance Value

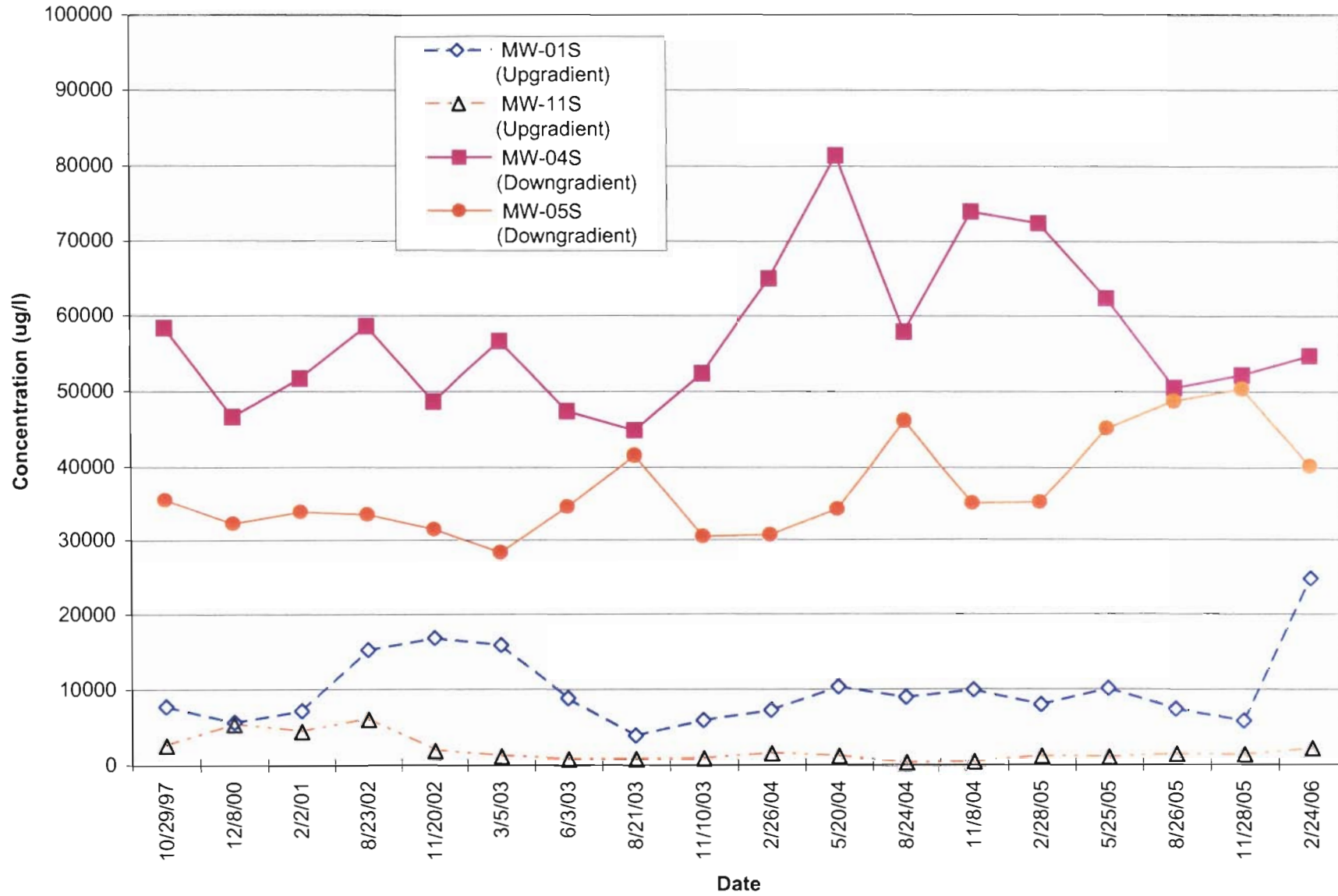
APPENDIX A-4

**HISTORIC TREND GRAPHS - ALKALINITY, IRON PLUS MANGANESE,
TOTAL DISSOLVED SOLIDS AND SPECIFIC CONDUCTIVITY
RESULTS FROM SELECTED MONITORING WELLS**

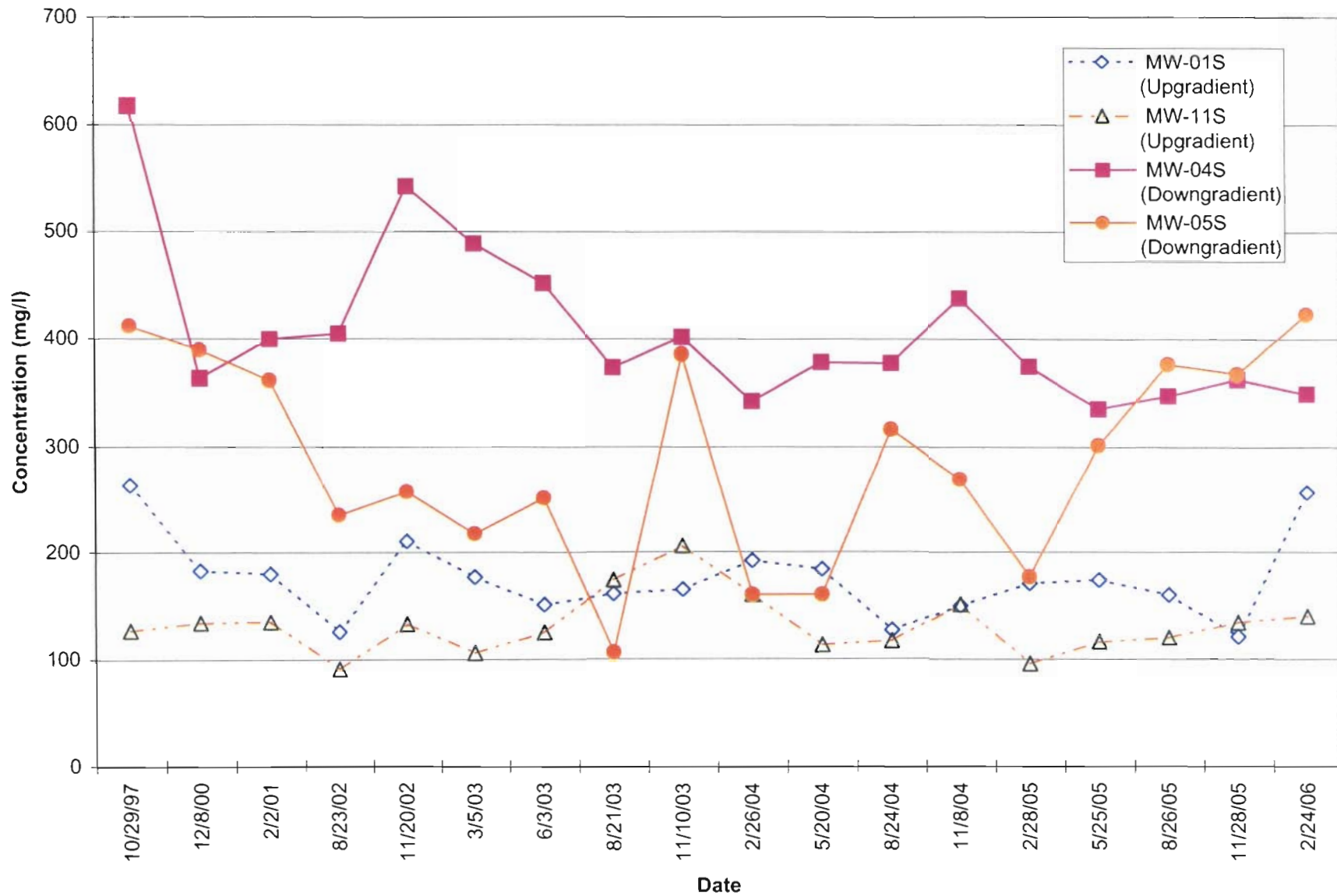
HISTORIC SPECIFIC CONDUCTIVITY RESULTS IN SELECTED SHALLOW WELLS



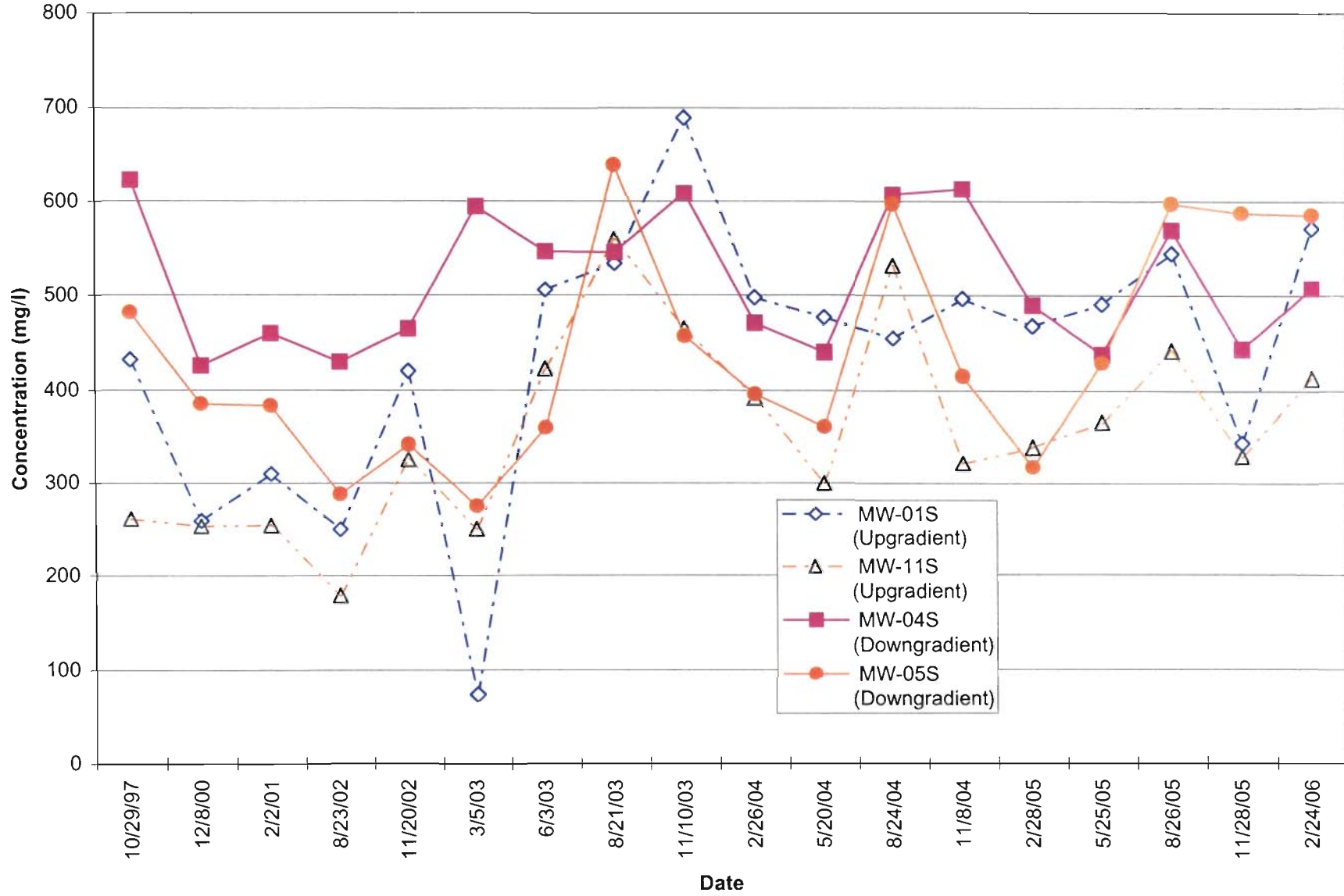
HISTORIC IRON + MANGANESE RESULTS IN SELECTED SHALLOW WELLS



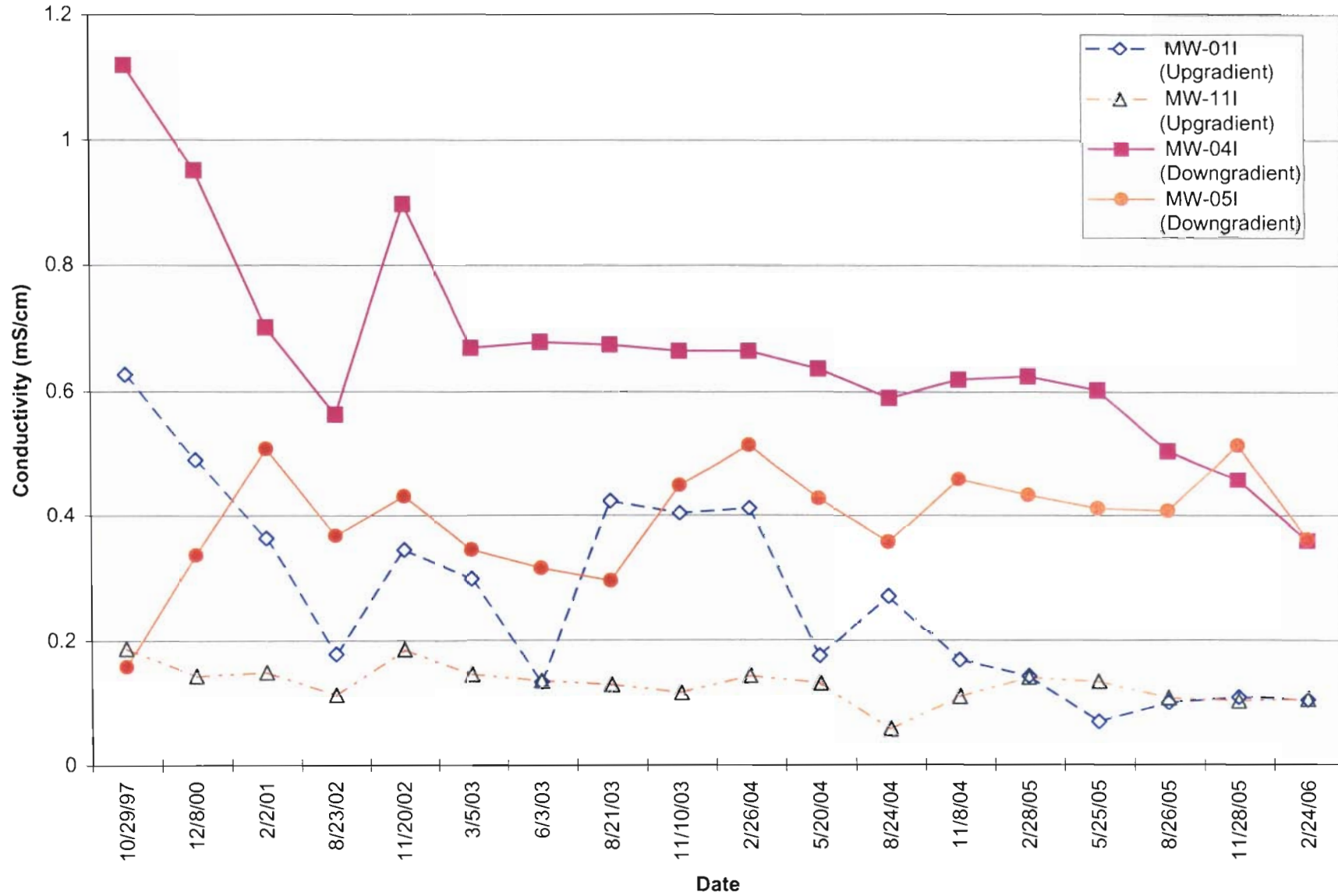
HISTORIC ALKALINITY RESULTS IN SELECTED SHALLOW WELLS



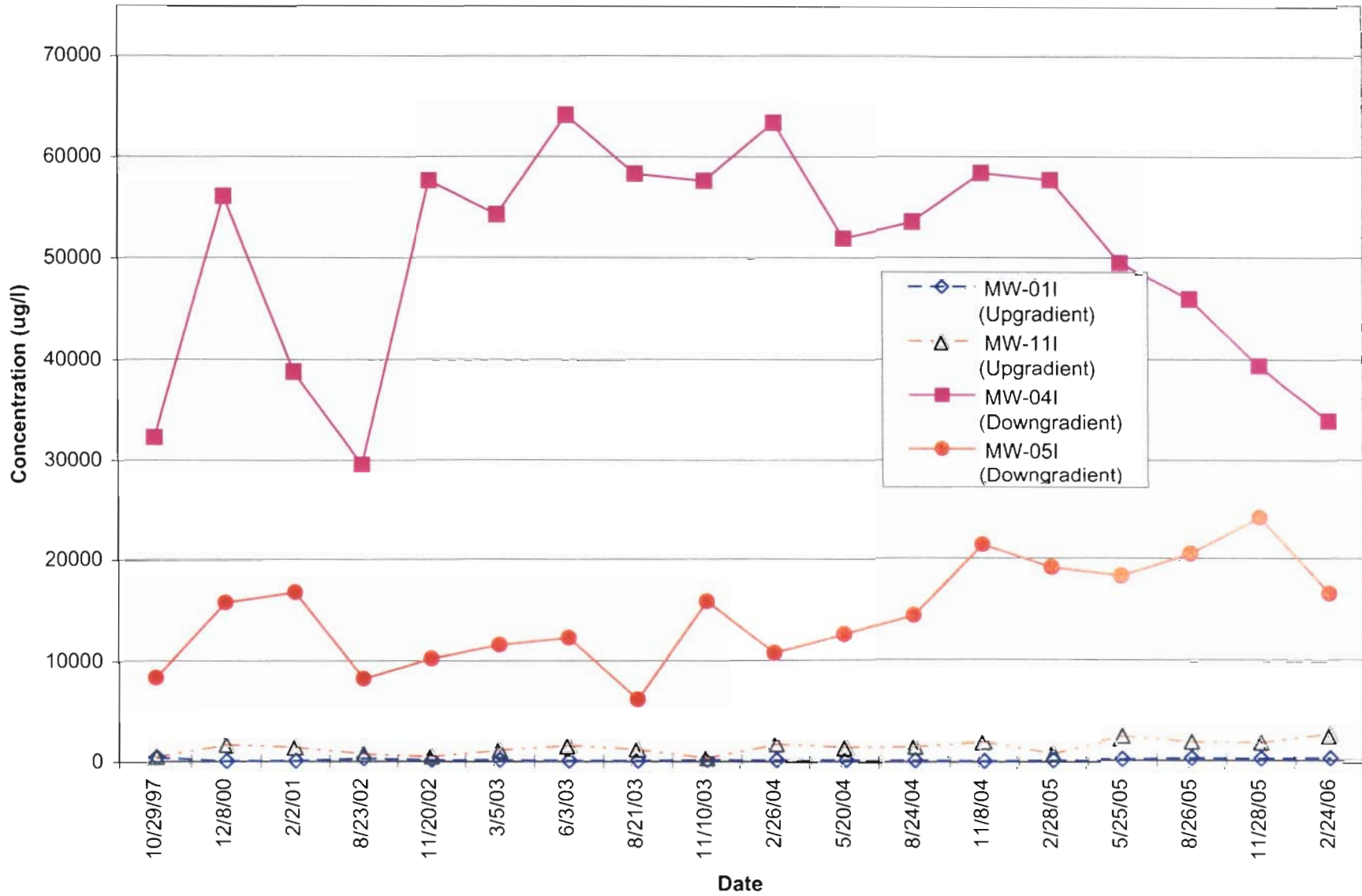
HISTORIC TOTAL DISSOLVED SOLID RESULTS IN SELECTED SHALLOW WELLS



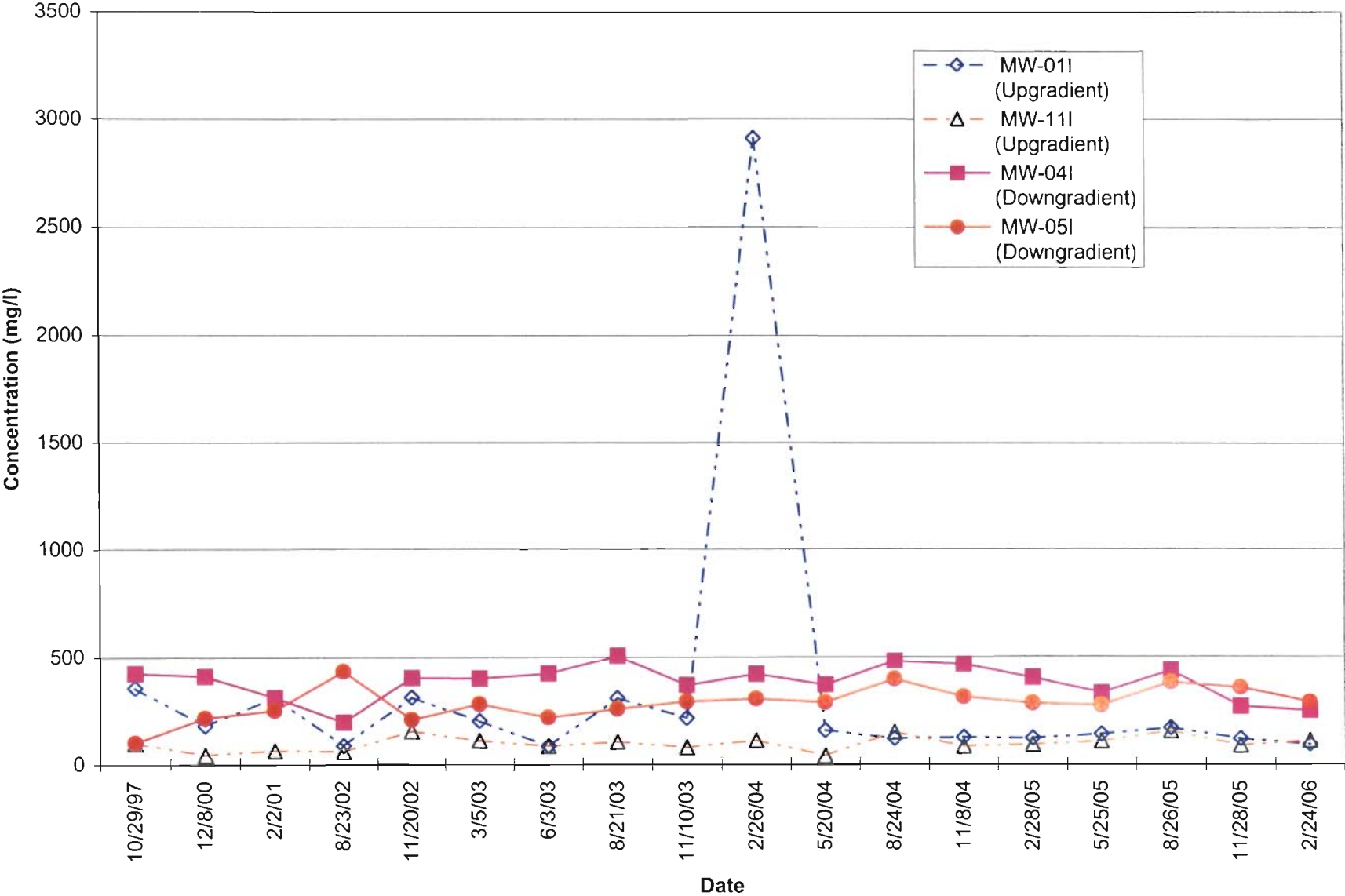
HISTORIC SPECIFIC CONDUCTIVITY RESULTS IN SELECTED INTERMEDIATE WELLS



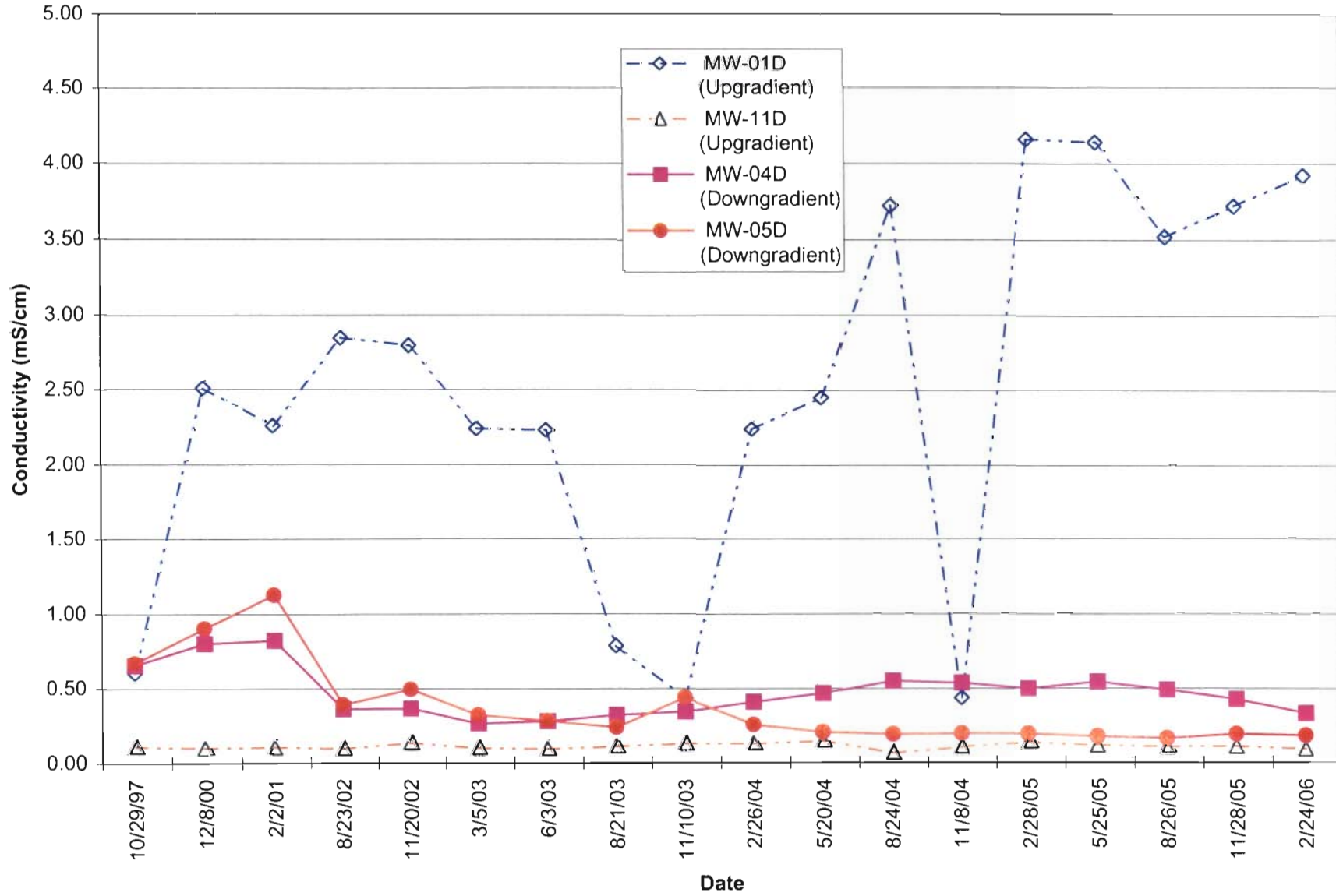
HISTORIC IRON + MANGANESE RESULTS IN SELECTED INTERMEDIATE WELLS



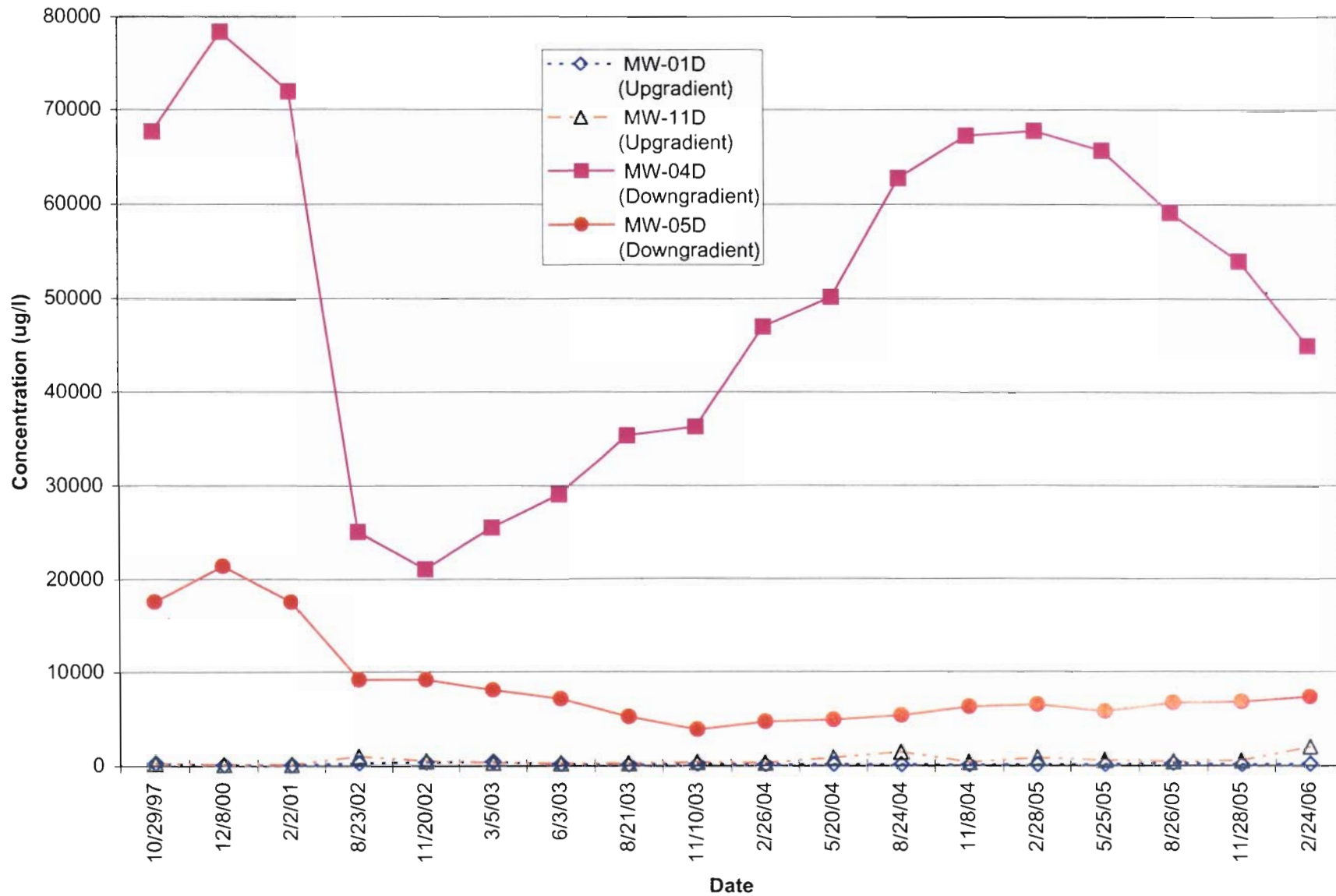
HISTORIC TOTAL DISSOLVED SOLID RESULTS IN SELECTED INTERMEDIATE WELLS



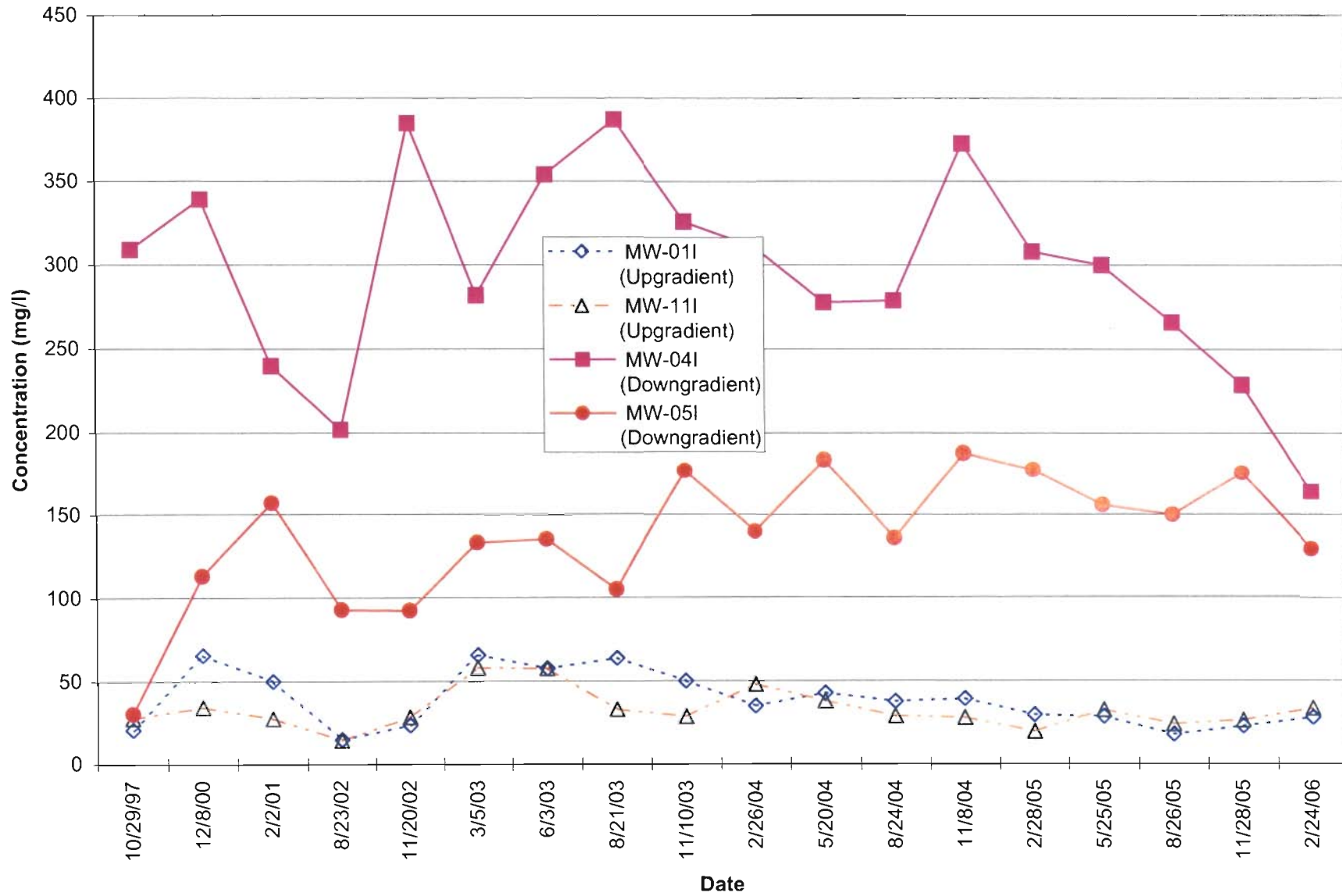
HISTORIC SPECIFIC CONDUCTIVITY RESULTS IN SELECTED DEEP WELLS



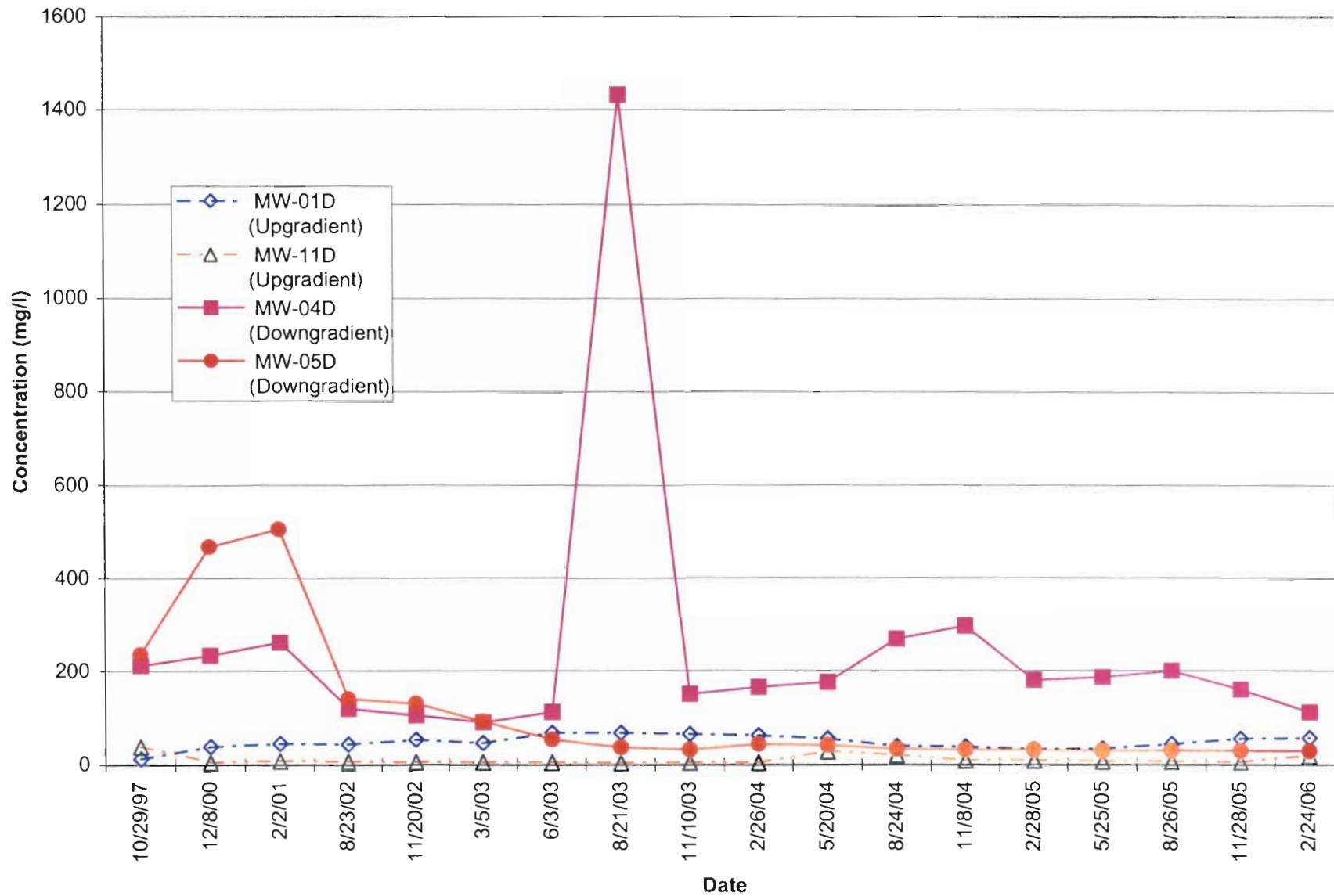
HISTORIC IRON + MANGANESE RESULTS IN SELECTED DEEP WELLS



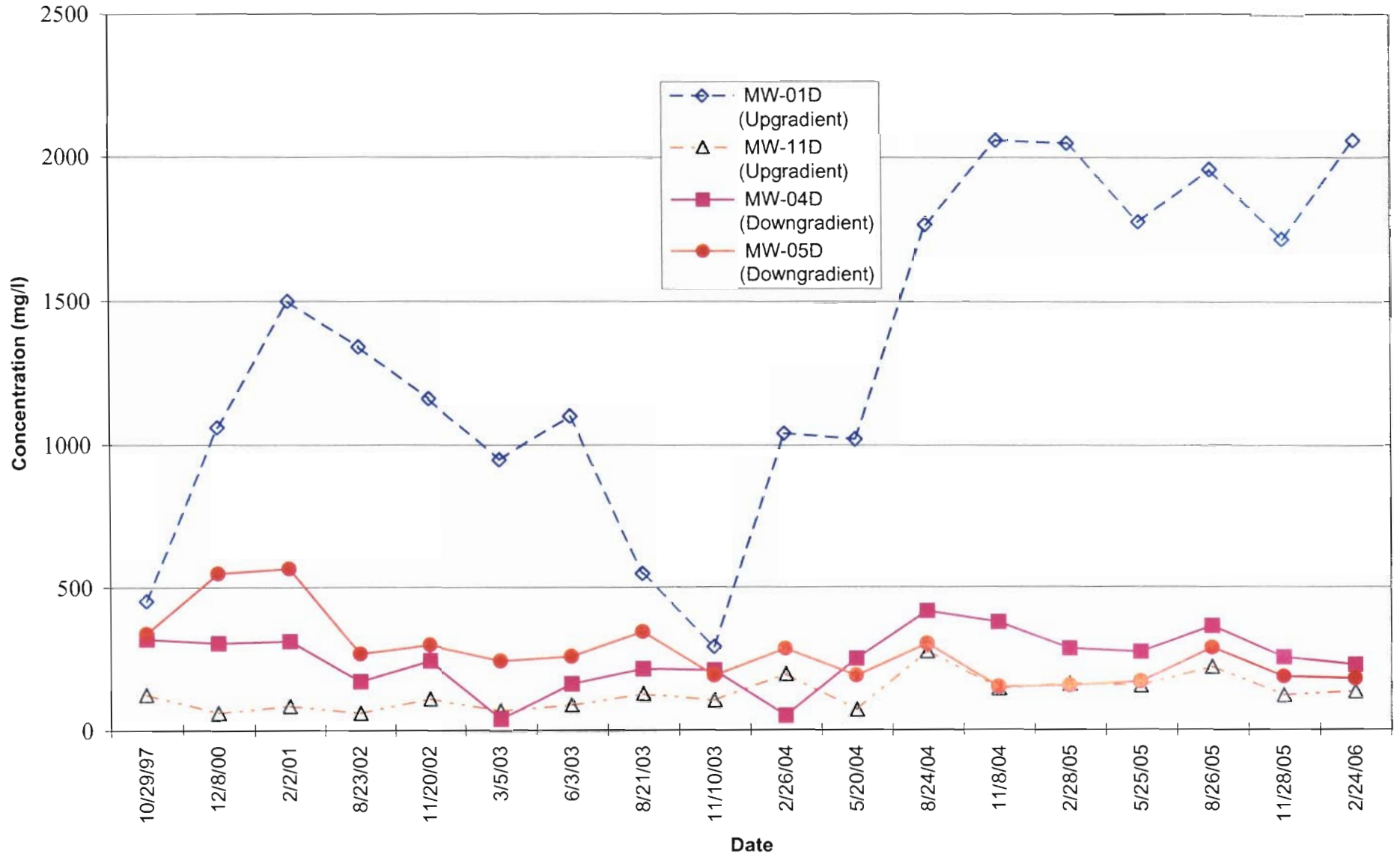
HISTORIC ALKALINITY RESULTS IN SELECTED INTERMEDIATE WELLS




HISTORIC ALKALINITY RESULTS IN SELECTED DEEP WELLS



HISTORIC TOTAL DISSOLVED SOLID RESULTS IN SELECTED DEEP WELLS



Appendix B



APPENDIX B-1

FIELD FORMS - FIELD OBSERVATION LOGS

**FIELD OBSERVATION LOG
GROUNDWATER SAMPLING RECORD**

SITE Sonia Road Landfill DATE 02/24/06

SAMPLE ID: 2023-MW-01S (29)
 WELL ID: MW-01S Time On-site: _____ Time Off-site: _____
 SAMPLERS: Kevin Boger 1322 _____ 1340 _____
James Milligan 1322 _____ 1340 _____

Depth of well (from top of casing)..... 28.80 ft Time: _____
 Initial static water level (from top of casing)..... 12.97 ft Time: _____

Purging Method Well Volume Calculation:
 Airlift _____ Centrifugal _____ 2 in. casing: _____ ft. of water x 0.16 = _____ gallons
 Bailer _____ Pos. Displ. _____ 3 in. casing: _____ ft. of water x 0.36 = _____ gallons
 Submersible X Ded. Pump _____ 4 in. casing: 15.21 ft. of water x 0.65 = 9.89 gallons

volume of water removed: 42 gal. >3 volumes: yes X no _____ purged dry? yes _____ no X

Field Tests

Volume of Purge Water (in gallons)	pH	Temp (c°)	Spec. Cond. (ms/cm)	Turbidity (NTUs)	Dissolved Oxygen (mg/l)	Eh (mv)
Initial	6.88	13.01	0.521	245	0	23
6	7.24	13.94	0.644	81.3	0	-101
12	7.30	14.19	0.656	25.4	0	-112
18	7.30	14.24	0.657	22.8	0	-116
24	7.32	14.26	0.656	20.0	0	-118
30	7.32	14.30	0.656	18.0	0	-120
36	7.33	14.22	0.652	23.6	0	-121
42	7.33	14.29	0.650	25.6	0	-121
Sample	7.30	13.56	0.655	20.2	1.26	-121

Sampling

Time of Sample Collection: 1340

Method: _____ Analyses: _____
 _____ Stainless steel bailer _____ VOCs 602 _____ 503 _____ Other _____
 _____ Teflon bailer _____ SVOCs _____
 _____ Pos. Disp. Pump _____ Metals _____
X Disposable bailer _____ PCB/Pest. _____
 _____ Dedicated pump _____ Physical _____
 _____ Other: _____ X Other NYSDEC PART 360 ROUTINE

Observations

Weather/Temperature: windy, 30 degrees F
 Sample description: Orange, slightly turbid, no odor
 Free Product? yes _____ no X describe _____
 Sheen? yes _____ no X describe _____
 Odor? yes _____ no X describe _____

Comments:

3 GPM

**FIELD OBSERVATION LOG
GROUNDWATER SAMPLING RECORD**

SITE Sonia Road Landfill DATE 02/24/06

SAMPLE ID: 2023-MW-01I (78)
 WELL ID: MW-01I
 SAMPLERS: Kevin Boger Time On-site: 1245 Time Off-site: 1300
James Milligan 1245 1300

Depth of well (from top of casing)..... 78.63 ft Time: _____
 Initial static water level (from top of casing)..... 12.31 ft Time: _____

Purging Method Well Volume Calculation:
 Airlift _____ Centrifugal _____ 2 in. casing: _____ ft. of water x 0.16 = _____ gallons
 Bailer _____ Pos. Displ. _____ 3 in. casing: _____ ft. of water x 0.36 = _____ gallons
 Submersible X Ded. Pump _____ 4 in. casing: 66.32 ft. of water x 0.65 = 43.10 gallons

volume of water removed: 160 gal. >3 volumes: yes X no _____ purged dry? yes _____ no X

Field Tests

Volume of Purge Water (in gallons)	pH	Temp (c°)	Spec. Cond. (ms/cm)	Turbidity (NTUs)	Dissolved Oxygen (mg/l)	Eh (mv)
Initial	6.10	14.25	0.099	2.4	6.55	272
40	5.98	13.82	0.104	2.4	0	262
80	5.96	13.85	0.105	2.8	0	260
120	5.95	13.81	0.105	0.3	0	258
160	5.95	13.81	0.105	0.5	0	257
Sample	6.24	13.31	0.105	1.1	1.64	252

Sampling

Time of Sample Collection: 1300
 Method: _____ Analyses: _____
 _____ Stainless steel bailer _____ VOCs 602 _____ 503 _____ Other _____
 _____ Teflon bailer _____ SVOCs _____
 _____ Pos. Disp. Pump _____ Metals _____
X Disposable bailer _____ PCB/Pest. _____
 _____ Dedicated pump _____ Physical _____
 _____ Other: _____ X Other NYSDEC PART 360 ROUTINE

Observations

Weather/Temperature: windy. 30 degrees F
 Sample description: clear colorless no odor
 Free Product? yes _____ no X describe _____
 Sheen? yes _____ no X describe _____
 Odor? yes _____ no X describe _____

Comments:

20 GPM

**FIELD OBSERVATION LOG
GROUNDWATER SAMPLING RECORD**

SITE Sonia Road Landfill DATE 02/24/06

SAMPLE ID: 2023-MW-01D (106)
 WELL ID: MW-01D
 SAMPLERS: Kevin Boger Time On-site: 1200 Time Off-site: 1230
James Milligan 1200 1230

Depth of well (from top of casing)..... 105.86 ft Time: _____
 Initial static water level (from top of casing)..... 11.53 ft Time: _____

Purging Method: Airlift _____ Centrifugal _____
 Bailer _____ Pos. Displ. _____
 Submersible X Ded. Pump _____

Well Volume Calculation:
 2 in. casing: _____ ft. of water x 0.16 = _____ gallons
 3 in. casing: _____ ft. of water x 0.36 = _____ gallons
 4 in. casing: 94.33 ft. of water x 0.65 = 61.31 gallons

volume of water removed: 300 gal. >3 volumes: yes X no _____ purged dry? yes x no _____

Field Tests

Volume of Purge Water (in gallons)	pH	Temp (c°)	Spec. Cond. (ms/cm)	Turbidity (NTUs)	Dissolved Oxygen (mg/l)	Eh (mv)
Initial	6.10	13.81	2.23	10	1.76	311
60	6.14	13.79	2.54	6.8	0	301
120	6.28	13.40	3.96	4.8	0	276
180	6.26	13.41	3.96	0.2	0	272
240	6.30	13.41	3.95	6.4	0	269
300	6.35	13.41	3.90	21.7	0	257
Sample	6.41	12.87	3.92	17.6	1.02	248

Sampling

Time of Sample Collection: 1225

Method: _____ Analyses: _____
 _____ Stainless steel bailer _____ VOCs 602 _____ 503 _____ Other _____
 _____ Teflon bailer _____ SVOCs _____
 _____ Pos. Disp. Pump _____ Metals _____
X Disposable bailer _____ PCB/Pest. _____
 _____ Dedicated pump _____ Physical _____
 _____ Other: _____ X Other NYSDEC PART 360 ROUTINE

Observations

Weather/Temperature: windy, 30 degrees F
 Sample description: clear colorless no odor
 Free Product? yes _____ no X describe _____
 Sheen? yes _____ no X describe _____
 Odor? yes _____ no X describe _____

Comments:

20 GPM

**FIELD OBSERVATION LOG
GROUNDWATER SAMPLING RECORD**

SITE Sonia Road Landfill DATE 02/28/05

SAMPLE ID: 2023-MW-021 (72)
 WELL ID: MW-021
 SAMPLERS: Keith Robins Time On-site: 0710 Time Off-site: 0810
Meaghan Baldwin 0710 0810

Depth of well (from top of casing)..... 72.13 ft Time: _____
 Initial static water level (from top of casing)..... 25.88 ft Time: _____

Purging Method Well Volume Calculation:
 Airlift _____ Centrifugal _____ 2 in. casing: _____ ft. of water x 0.16 = _____ gallons
 Bailer _____ Pos. Displ. _____ 3 in. casing: _____ ft. of water x 0.36 = _____ gallons
 Submersible X Ded. Pump _____ 4 in. casing: 45.25 ft. of water x 0.65 = 29.41 gallons

volume of water removed: 200 gal. >3 volumes: yes X no _____ purged dry? yes _____ no X

Field Tests

Volume of Purge Water (in gallons)	pH	Temp (c°)	Spec. Cond. (ms/cm)	Turbidity (NTUs)	Dissolved Oxygen (mg/l)	Eh (mv)
Initial	5.08	14.96	0.094	10	1.12	331
40	5.06	14.52	0.112	1.6	0	327
80	5.04	14.53	0.113	0.6	0	326
120	5.07	14.52	0.113	0.2	0	325
160	5.10	14.59	0.113	6.1	0	325
200	5.13	14.55	0.114	2.7	0	326
Sample	5.61	12.20	0.117	5.3	0	288

Sampling

Time of Sample Collection: 0800

Method: _____ Analyses: _____
 _____ Stainless steel bailer _____ VOCs 602 _____ 503 _____ Other _____
 _____ Teflon bailer _____ SVOCs _____
 _____ Pos. Disp. Pump _____ Metals _____
X Disposable bailer _____ PCB/Pest. _____
 _____ Dedicated pump _____ Physical _____
 _____ Other: _____ X Other NYSDEC PART 360 Routine

Observations

Weather/Temperature: windy, 30 degrees F
 Sample description: clear colorless no odor
 Free Product? yes _____ No X describe _____
 Sheen? yes _____ No X describe _____
 Odor? yes _____ No X describe _____

Comments:

20 GPM, MS / MSD

**FIELD OBSERVATION LOG
GROUNDWATER SAMPLING RECORD**

SITE Sonia Road Landfill DATE 02/28/06

SAMPLE ID: 2023-MW-02D (116)
 WELL ID: MW-02D
 SAMPLERS: Keith Robins Time On-site: 0840 Time Off-site: 0915
Meaghan Baldwin 0840 0915

Depth of well (from top of casing)..... 116 ft Time: _____
 Initial static water level (from top of casing)..... 26.09 ft Time: _____

Purging Method Well Volume Calculation: ·
 Airlift _____ Centrifugal _____ 2 in. casing: _____ ft. of water x 0.16 = _____ gallons
 Bailer _____ Pos. Displ. _____ 3 in. casing: _____ ft. of water x 0.36 = _____ gallons
 Submersible X Ded. Pump _____ 4 in. casing: 89.91 ft. of water x 0.65 = 58.44 gallons

volume of water removed: 320 gal. >3 volumes: yes X no _____ purged dry? yes _____ no X

Field Tests

Volume of Purge Water (in gallons)	pH	Temp (c°)	Spec. Cond. (ms/cm)	Turbidity (NTUs)	Dissolved Oxygen (mg/l)	Eh (mv)
Initial	6.05	13.92	0.076	11.3	10.29	336
40	6.04	13.68	0.076	12.1	9.05	203
80	6.02	13.70	0.076	13.2	9.01	181
120	5.98	13.69	0.076	2.0	8.86	186
160	5.98	13.67	0.076	32.9	9.52	187
200	5.97	13.69	0.075	26.2	9.56	198
240	5.97	13.70	0.075	24.3	9.47	203
280	5.98	13.72	0.075	2.0	9.23	208
320	5.97	13.72	0.075	10.0	9.52	211
Sample	6.22	10.91	0.078	4.2	9.35	219

Sampling

Time of Sample Collection: 0910

Method: Analyses:
 _____ Stainless steel bailer _____ VOCs 602 _____ 503 _____ Other _____
 _____ Teflon bailer _____ SVOCs
 _____ Pos. Disp. Pump _____ Metals
X Disposable bailer _____ PCB/Pest.
 _____ Dedicated pump _____ Physical
 _____ Other: _____ X Other NYSDEC PART 360 Routine

Observations

Weather/Temperature: windy, 30 degrees F
 Sample description: clear colorless, no odor.
 Free Product? yes _____ no X describe _____
 Sheen? yes _____ no X describe _____
 Odor? yes _____ no X describe _____

Comments:

20 GPM

**FIELD OBSERVATION LOG
GROUNDWATER SAMPLING RECORD**

SITE Sonia Road Landfill DATE 03/01/06

SAMPLE ID: 2023-MW-03S (32)
 WELL ID: MW-03S
 SAMPLERS: Keith Robins Time On-site: 1220 Time Off-site: 1300
Kevin Boger Time On-site: 1220 Time Off-site: 1300

Depth of well (from top of casing)..... 31.60 ft Time: _____
 Initial static water level (from top of casing)..... 19.24 ft Time: _____

Purging Method Well Volume Calculation:
 Airlift _____ Centrifugal _____ 2 in. casing: _____ ft. of water x 0.16 = _____ gallons
 Bailer _____ Pos. Displ. _____ 3 in. casing: _____ ft. of water x 0.36 = _____ gallons
 Submersible X Ded. Pump _____ 4 in. casing: 12.36 ft. of water x 0.65 = 8.03 gallons

volume of water removed: 28 gal. >3 volumes: yes X no _____ purged dry? yes _____ no X

Field Tests

Volume of Purge Water (in gallons)	pH	Temp (c°)	Spec. Cond. (mS/cm)	Turbidity (NTUs)	Dissolved Oxygen (mg/l)	Eh (mv)
Initial	7.22	15.80	0.641	7.0	1.59	-93
10	7.25	17.24	0.629	6.3	2.48	-103
20	7.32	15.68	0.641	2.7	2.24	-104
30	7.33	15.40	0.641	2.6	2.46	-103
40	7.27	16.56	0.632	2.3	2.17	-105
Sample	7.25	14.21	0.634	24.9	1.61	-101

Sampling

Time of Sample Collection: 1345

Method: _____ Analyses: _____
 _____ Stainless steel bailer _____ VOCs 602 _____ 503 _____ Other _____
 _____ Teflon bailer _____ SVOCs _____
 _____ Pos. Disp. Pump _____ Metals _____
X Disposable bailer _____ PCB/Pest. _____
 _____ Dedicated pump _____ Physical _____
 _____ Other: _____ X Other NYSDEC PART 360 ROUTINE

Observations

Weather/Temperature: Cloudy, 30 degrees F
 Sample description: Yellow color
 Free Product? yes _____ No X describe _____
 Sheen? yes _____ No X describe _____
 Odor? yes X No _____ describe Landfill odor

Comments:

2 GPM,

**FIELD OBSERVATION LOG
GROUNDWATER SAMPLING RECORD**

SITE Sonia Road Landfill DATE 02/28/06

SAMPLE ID: 2023-MW-04S (34)
 WELL ID: MW-04S
 SAMPLERS: Keith Robins Time On-site: 1340 Time Off-site: 1420
Kevin Boger 1340 1420

Depth of well (from top of casing).....33.70 ft Time: _____
 Initial static water level (from top of casing).....20.58 ft Time: _____

Purging Method Well Volume Calculation:
 Airlift _____ Centrifugal _____ 2 in. casing: _____ ft. of water x 0.16 = _____ gallons
 Bailer _____ Pos. Displ. _____ 3 in. casing: _____ ft. of water x 0.36 = _____ gallons
 Submersible X Ded. Pump _____ 4 in. casing: 13.12 ft. of water x 0.65 = 8.53 gallons

volume of water removed: 45 gal. >3 volumes: yes X no _____ purged dry? yes _____ no X

Field Tests

Volume of Purge Water (in gallons)	pH	Temp (c°)	Spec. Cond. (mS/cm)	Turbidity (NTUs)	Dissolved Oxygen (mg/l)	Eh (mv)
Initial	6.89	14.73	0.625	24.6	3.19	-57
10	6.87	15.05	0.643	20.2	0.0	-74
20	6.85	15.22	0.649	28.3	0.0	-79
30	6.79	15.20	0.653	24.5	0.0	-80
40	6.79	15.19	0.653	10.0	0.0	-81
45	6.79	15.19	0.653	12.0	0.0	-82
Sample	7.00	8.78	0.671	33	0.55	-68

Sampling

Time of Sample Collection: 1415

Method: _____ Analyses: _____
 _____ Stainless steel bailer _____ VOCs 602 _____ 503 _____ Other _____
 _____ Teflon bailer _____ SVOCs _____
 _____ Pos. Disp. Pump _____ Metals _____
X Disposable bailer _____ PCB/Pest. _____
 _____ Dedicated pump _____ Physical _____
 _____ Other: _____ X Other NYSDEC PART 360 ROUTINE

Observations

Weather/Temperature: Cloudy, windy 32 F
 Sample description: brown
 Free Product? yes _____ no X describe _____
 Sheen? yes _____ no X describe _____
 Odor? yes _____ no X describe _____

Comments: 2.5 GPM

**FIELD OBSERVATION LOG
GROUNDWATER SAMPLING RECORD**

SITE Sonia Road Landfill DATE 3/1/06

SAMPLE ID: 2023-MW-04D (114)
 WELL ID: MW-04D
 SAMPLERS: Keith Robins Time On-site: 0730 Time Off-site: 0810
Kevin Boger 0730 0810

Depth of well (from top of casing)..... 114.10 ft Time: _____
 Initial static water level (from top of casing)..... 18.45 ft Time: _____

Purging Method Well Volume Calculation:
 Airlift _____ Centrifugal _____ 2 in. casing: _____ ft. of water x 0.16 = _____ gallons
 Bailer _____ Pos. Displ. _____ 3 in. casing: _____ ft. of water x 0.36 = _____ gallons
 Submersible X Ded. Pump _____ 4 in. casing: 95.65 ft. of water x 0.65 = 62.17 gallons

volume of water removed: 360 gal. >3 volumes: yes X no _____ purged dry? yes _____ no X

Field Tests

Volume of Purge Water (in gallons)	pH	Temp (c°)	Spec. Cond. (mS/cm)	Turbidity (NTUs)	Dissolved Oxygen (mg/l)	Eh (mv)
Initial	6.49	14.74	0.294	7.3	0.18	-53
60	7.00	14.15	0.320	10.0	0.0	-125
120	7.08	14.13	0.320	10.0	0.0	-135
180	7.15	14.14	0.321	0.9	0.0	-144
240	7.20	14.10	0.321	0.5	0.0	-149
300	7.23	14.12	0.320	1.9	0.0	-151
360	7.25	14.09	0.321	0.6	0.0	-153
Sample	7.30	8.94	0.336	35.3	0.55	-114

Sampling

Time of Sample Collection: 0805

Method: _____ Analyses: _____
 _____ Stainless steel bailer _____ VOCs 602 _____ 503 _____ Other _____
 _____ Teflon bailer _____ SVOCs _____
 _____ Pos. Disp. Pump _____ Metals _____
X Disposable bailer _____ PCB/Pest. _____
 _____ Dedicated pump _____ Physical _____
 _____ Other: _____ X Other NYSDEC PART 360 Routine

Observations

Weather/Temperature: Cloudy, 30 F
 Sample description: Dark orange to brown, turbid.
 Free Product? yes _____ No X describe _____
 Sheen? yes _____ No X describe _____
 Odor? yes _____ No X describe _____

Comments:

20 GPM, MS / MSD

**FIELD OBSERVATION LOG
GROUNDWATER SAMPLING RECORD**

SITE Sonia Road Landfill DATE 03/01/06

SAMPLE ID: 2023-MW-041 (71)
 WELL ID: MW-041
 SAMPLERS: Keith Robins Time On-site: 0820 Time Off-site: 0900
Kevin Boger Time On-site: 0820 Time Off-site: 0900

Depth of well (from top of casing)..... 71.30 ft Time: _____
 Initial static water level (from top of casing)..... 18.80 ft Time: _____

Purging Method Well Volume Calculation:
 Airlift _____ Centrifugal _____ 2 in. casing: _____ ft. of water x 0.16 = _____ gallons
 Bailer _____ Pos. Displ. _____ 3 in. casing: _____ ft. of water x 0.36 = _____ gallons
 Submersible X Ded. Pump _____ 4 in. casing: 52.50 ft. of water x 0.65 = 34.13 gallons

volume of water removed: 200 gal. >3 volumes: yes X no _____ purged dry? yes _____ no X

Field Tests

Volume of Purge Water (in gallons)	pH	Temp (c°)	Spec. Cond. (mS/cm)	Turbidity (NTUs)	Dissolved Oxygen (mg/l)	Eh (mv)
Initial	6.90	15.20	0.288	11.8	2.00	-80
40	7.02	15.10	0.347	8.9	0.0	-100
80	6.99	15.10	0.347	8.2	0.0	-99
120	6.92	15.11	0.348	8.3	0.0	-99
160	6.90	15.10	0.349	8.4	0.0	-99
200	6.90	15.07	0.349	8.6	0.0	-100
Sample	6.90	8.61	0.359	9.4	0.50	-85

Sampling

Time of Sample Collection: 0845

Method: _____ Analyses: _____
 _____ Stainless steel bailer _____ VOCs 602 _____ 503 _____ Other _____
 _____ Teflon bailer _____ SVOCs _____
 _____ Pos. Disp. Pump _____ Metals _____
X Disposable bailer _____ PCB/Pest. _____
 _____ Dedicated pump _____ Physical _____
 _____ Other: _____ X Other NYSDEC PART 360 Routine

Observations

Weather/Temperature: Cloudy, 30
 Sample description: Slightly cloudy, slight landfill odor
 Free Product? yes _____ no X describe _____
 Sheen? yes _____ no X describe _____
 Odor? yes X no _____ describe Landfill odor

Comments:

20 GPM, Blind duplicate #2

**FIELD OBSERVATION LOG
GROUNDWATER SAMPLING RECORD**

SITE Sonia Road Landfill DATE 03/01/06

SAMPLE ID: 2023-MW-05S (34)
 WELL ID: MW-05S
 SAMPLERS: Keith Robins Time On-site: 1120 Time Off-site: 1155
Kevin Boger 1120 1155

Depth of well (from top of casing)..... 33.20 ft Time: _____
 Initial static water level (from top of casing)..... 19.45 ft Time: _____

Purging Method Well Volume Calculation:
 Airlift _____ Centrifugal _____ 2 in. casing: _____ ft. of water x 0.16 = _____ gallons
 Bailer _____ Pos. Displ. _____ 3 in. casing: _____ ft. of water x 0.36 = _____ gallons
 Submersible X Ded. Pump _____ 4 in. casing: 13.75 ft. of water x 0.65 = 8.94 gallons

volume of water removed: 45 gal. >3 volumes: yes X no _____ purged dry? yes _____ no X

Field Tests

Volume of Purge Water (in gallons)	pH	Temp (c°)	Spec. Cond. (mS/cm)	Turbidity (NTUs)	Dissolved Oxygen (mg/l)	Eh (mv)
Initial	7.12	16.72	0.640	7.7	4.00	-79
9	6.94	18.00	0.695	2.3	1.63	-86
18	6.97	18.09	0.712	3.2	3.27	-89
27	6.94	18.39	0.707	1.8	1.52	-88
36	6.98	18.31	0.717	1.8	2.20	-90
45	6.99	18.38	0.710	3.6	2.00	-90
Sample	7.00	16.58	0.761	37	0.97	-85

Sampling

Time of Sample Collection: 1200

Method: _____ Analyses: _____
 _____ Stainless steel bailer _____ VOCs 602 _____ 503 _____ Other _____
 _____ Teflon bailer _____ SVOCs _____
 _____ Pos. Disp. Pump _____ Metals _____
X Disposable bailer _____ PCB/Pest. _____
 _____ Dedicated pump _____ Physical _____
 _____ Other: _____ X Other NYSDEC PART 360 ROUTINE

Observations

Weather/Temperature: Cloudy, 30 degrees F
 Sample description: Cloudy, with tiny particles
 Free Product? yes _____ no X describe _____
 Sheen? yes _____ no X describe _____
 Odor? Yes X no _____ describe Landfill gas odor

Comments:
3 GPM

**FIELD OBSERVATION LOG
GROUNDWATER SAMPLING RECORD**

SITE Sonia Road Landfill DATE 03/01/06

SAMPLE ID: 2023-MW-5I (70)
 WELL ID: MW-05I
 SAMPLERS: Keith Robins Time On-site: 1035 Time Off-site: 1110
Kevin Boger Time On-site: 1035 Time Off-site: 1110

Depth of well (from top of casing)..... 70.20 ft Time: _____
 Initial static water level (from top of casing)..... 19.42 ft Time: _____

Purging Method: _____ Well Volume Calculation: ---
 Airlift _____ Centrifugal _____ 2 in. casing: _____ ft. of water x 0.16 = _____ gallons
 Bailer _____ Pos. Displ. _____ 3 in. casing: _____ ft. of water x 0.36 = _____ gallons
 Submersible X Ded. Pump _____ 4 in. casing: 50.78 ft. of water x 0.65 = 33 gallons

volume of water removed: 160 gal. >3 volumes: yes X no _____ purged dry? yes _____ no X

Field Tests

Volume of Purge Water (in gallons)	pH	Temp (c°)	Spec. Cond. (mS/cm)	Turbidity (NTUs)	Dissolved Oxygen (mg/l)	Eh (mv)
Initial	7.11	16.07	0.314	222	3.59	95
40	7.25	14.77	0.344	10.9	3.77	-75
80	7.30	14.51	0.346	2.9	8.23	-93
120	7.35	14.44	0.351	1.1	7.56	-98
160	7.36	14.66	0.352	4.4	7.44	-100
Sample	13.65	14.66	0.352	10.3	1.14	-103

Sampling

Time of Sample Collection: 1055

Method: _____ Analyses: _____
 _____ Stainless steel bailer _____ VOCs 602 _____ 503 _____ Other _____
 _____ Teflon bailer _____ SVOCs _____
 _____ Pos. Disp. Pump _____ Metals _____
X Disposable bailer _____ PCB/Pest. _____
 _____ Dedicated pump _____ Physical _____
 _____ Other: _____ X Other NYSDEC PART 360 ROUTINE

Observations

Weather/Temperature: Cloudy 30

Sample description: _____

Free Product? yes _____ no X describe _____
 Sheen? yes _____ no X describe _____
 Odor? yes X no _____ describe Landfill gas odor

Comments:

20 GPM

**FIELD OBSERVATION LOG
GROUNDWATER SAMPLING RECORD**

SITE Sonia Road Landfill DATE 03/01/06

SAMPLE ID: 2023-MW-5D (116)
 WELL ID: MW-05D
 SAMPLERS: Keith Robins Time On-site: 0950 Time Off-site: 1030
Kevin Boger Time On-site: 0950 Time Off-site: 1030

Depth of well (from top of casing)..... 115.7 ft Time: _____
 Initial static water level (from top of casing)..... 19.89 ft Time: _____

Purging Method Well Volume Calculation:
 Airlift _____ Centrifugal _____ 2 in. casing: _____ ft. of water x 0.16 = _____ gallons
 Bailer _____ Pos. Displ. _____ 3 in. casing: _____ ft. of water x 0.36 = _____ gallons
 Submersible X Ded. Pump _____ 4 in. casing: 95.81 ft. of water x 0.65 = 62.28 gallons

volume of water removed: 300 gal. >3 volumes: yes X no _____ purged dry? yes _____ no X

Field Tests

Volume of Purge Water (in gallons)	pH	Temp (c°)	Spec. Cond. (mS/cm)	Turbidity (NTUs)	Dissolved Oxygen (mg/l)	Eh (mv)
Initial	7.22	14.10	0.158	4.1	4.54	19
60	7.18	12.84	0.170	0.5	3.43	37
120	7.07	13.19	0.174	6.1	2.36	56
180	7.00	11.81	0.179	5.7	3.74	72
240	6.96	13.47	0.183	5.3	3.20	82
300	6.94	13.55	0.183	0.5	3.52	88
Sample	6.94	11.58	0.188	9	1.86	115

Sampling

Time of Sample Collection: 1020

Method: _____ Analyses: _____
 _____ Stainless steel bailer _____ VOCs 602 _____ 503 _____ Other _____
 _____ Teflon bailer _____ SVOCs
 _____ Pos. Disp. Pump _____ Metals
X Disposable bailer _____ PCB/Pest.
 _____ Dedicated pump _____ Physical
 _____ Other: _____ X Other NYSDEC PART 360 ROUTINE

Observations

Weather/Temperature: Cloudy, 30degrees F
 Sample description: clear colorless
 Free Product? yes _____ No X describe _____
 Sheen? yes _____ No X describe _____
 Odor? yes _____ No X describe _____

Comments:

20 GPM

**FIELD OBSERVATION LOG
GROUNDWATER SAMPLING RECORD**

SITE Sonia Road Landfill DATE 02/28/06

SAMPLE ID: 2023-MW-06S (37)
 WELL ID: MW-06S
 SAMPLERS: Keith Robins Time On-site: 1230 Time Off-site: 1300
Kevin Boger Time On-site: 1230 Time Off-site: 1300

Depth of well (from top of casing)..... 37.90 ft Time: _____
 Initial static water level (from top of casing)..... 23.37 ft Time: _____

Purging Method: Airlift _____ Centrifugal _____
 Bailer _____ Pos. Displ. _____
 Submersible X Ded. Pump _____

Well Volume Calculation:
 2 in. casing: _____ ft. of water x 0.16 = _____ gallons
 3 in. casing: _____ ft. of water x 0.36 = _____ gallons
 4 in. casing: 14.53 ft. of water x 0.65 = 9.44 gallons

volume of water removed: 35 gal. >3 volumes: yes X no _____ purged dry? yes _____ no X

Field Tests

Volume of Purge Water (in gallons)	pH	Temp (c°)	Spec. Cond. (ms/cm)	Turbidity (NTUs)	Dissolved Oxygen (mg/l)	Eh (mv)
Initial	6.99	19.40	0.491	8.7	0.0	-103
5	6.97	19.53	0.502	8.4	0.0	-107
10	6.98	19.55	0.505	7.3	0.0	-109
15	6.95	19.64	0.508	9.8	0.0	-111
20	6.95	19.46	0.509	7.5	0.0	-111
25	6.96	19.21	0.511	8.0	0.0	-110
30	6.96	19.06	0.513	9.3	0.0	-113
35	6.96	19.28	0.513	15.2	0.0	-113
Sample	7.13	12.07	0.510	29.3	1.64	-80

Sampling

Time of Sample Collection: 1255

Method: _____ Analyses: _____
 _____ Stainless steel bailer _____ VOCs 602 _____ 503 _____ Other _____
 _____ Teflon bailer _____ SVOCs _____
 _____ Pos. Disp. Pump _____ Metals _____
X Disposable bailer _____ PCB/Pest. _____
 _____ Dedicated pump _____ Physical _____
 _____ Other: _____ X Other NYSDEC PART 360 ROUTINE

Observations

Weather/Temperature: cloudy, windy 32 degrees F
 Sample description: Yellow with iron particles
 Free Product? yes _____ No X describe _____
 Sheen? yes _____ no X describe _____
 Odor? yes X no _____ describe Sulfur odor

Comments:

2.5 GPM

**FIELD OBSERVATION LOG
GROUNDWATER SAMPLING RECORD**

SITE Sonia Road Landfill DATE 02/28/06

SAMPLE ID: 2023-MW-06I (76)
 WELL ID: MW-06I
 SAMPLERS: Keith Robins Time On-site: 1145 Time Off-site: 1220
Kevin Boger 1145 1220

Depth of well (from top of casing)..... 76.40 ft Time: _____
 Initial static water level (from top of casing)..... 23.45 ft Time: _____

Purging Method Well Volume Calculation:
 Airlift _____ Centrifugal _____ 2 in. casing: _____ ft. of water x 0.16 = _____ gallons
 Bailer _____ Pos. Displ. _____ 3 in. casing: _____ ft. of water x 0.36 = _____ gallons
 Submersible X Ded. Pump _____ 4 in. casing: 52.95 ft. of water x 0.65 = 34.42 gallons

volume of water removed: 280 gal. >3 volumes: yes X no _____ purged dry? yes _____ no X

Field Tests

Volume of Purge Water (in gallons)	pH	Temp (c°)	Spec. Cond. (ms/cm)	Turbidity (NTUs)	Dissolved Oxygen (mg/l)	Eh (mv)
Initial	6.63	15.72	0.279	20.0	0.35	5
40	6.78	15.63	0.282	15.1	0.0	-2
80	6.77	15.66	0.282	23.8	0.0	-5
120	6.74	15.64	0.282	29.1	0.0	-7
160	6.72	15.64	0.282	34.0	0.0	-8
200	6.72	15.63	0.281	22.1	0.0	-11
240	6.72	15.63	0.281	24.2	0.0	-11
280	6.72	15.64	0.280	12.5	0.0	-12
Sample	7.00	11.15	0.288	11.4	6.69	4

Sampling

Time of Sample Collection: 1210

Method: _____ Analyses: _____
 _____ Stainless steel bailer _____ VOCs 602 _____ 503 _____ Other _____
 _____ Teflon bailer _____ SVOCs _____
 _____ Pos. Disp. Pump _____ Metals _____
X Disposable bailer _____ PCB/Pest. _____
 _____ Dedicated pump _____ Physical _____
 _____ Other: _____ x Other NYSDEC PART 360 Routine

Observations

Weather/Temperature: cloudy, windy 32 F
 Sample description: turbid no odor
 Free Product? yes _____ No X describe _____
 Sheen? yes _____ No X describe _____
 Odor? yes _____ No X describe _____

Comments:

20 GPM

**FIELD OBSERVATION LOG
GROUNDWATER SAMPLING RECORD**

SITE Sonia Road Landfill DATE 02/28/06

SAMPLE ID: 2023-MW-06D (117)
 WELL ID: MW-06D
 SAMPLERS: Keith Robins Time On-site: 1105 Time Off-site: 1145
Kevin Boger Time On-site: 1105 Time Off-site: 1145

Depth of well (from top of casing)..... 117.1 ft Time: _____
 Initial static water level (from top of casing)..... 23.95 Time: _____

Purging Method: _____ Well Volume Calculation:
 Airlift _____ Centrifugal _____ 2 in. casing: _____ ft. of water x 0.16 = _____ gallons
 Bailer _____ Pos. Displ. _____ 3 in. casing: _____ ft. of water x 0.36 = _____ gallons
 Submersible X Ded. Pump _____ 4 in. casing: 93.15 ft. of water x 0.65 = 60.55 gallons

volume of water removed: 300 gal. >3 volumes: yes X no _____ purged dry? yes _____ no X

Field Tests

Volume of Purge Water (in gallons)	pH	Temp (c°)	Spec. Cond. (ms/cm)	Turbidity (NTUs)	Dissolved Oxygen (mg/l)	Eh (mv)
Initial	6.23	15.26	0.081	20.4	0.68	216
60	6.44	14.74	0.092	5.3	0.0	43
120	6.45	14.74	0.092	10.7	0.0	36
180	6.45	14.75	0.091	2.7	0.0	35
240	6.46	14.72	0.091	4.6	0.0	35
300	6.46	14.71	0.091	0.6	0.0	35
Sample	6.68	8.74	0.093	12	4.27	59

Sampling

Time of Sample Collection: 1135

Method: _____ Analyses: _____
 _____ Stainless steel bailer _____ VOCs 602 _____ 503 _____ Other _____
 _____ Teflon bailer _____ SVOCs _____
 _____ Pos. Disp. Pump _____ Metals _____
X Disposable bailer _____ PCB/Pest. _____
 _____ Dedicated pump _____ Physical _____
 _____ Other: _____ X Other NYSDEC PART 360 Routine

Observations

Weather/Temperature: Cold, windy 32 F
 Sample description: clear colorless no odor
 Free Product? yes _____ No X describe _____
 Sheen? yes _____ No X describe _____
 Odor? yes _____ No X describe _____

Comments:

20 GPM

**FIELD OBSERVATION LOG
GROUNDWATER SAMPLING RECORD**

SITE Sonia Road Landfill DATE 02/28/06

SAMPLE ID: 2023-MW-071 (74)
 WELL ID: MW-071
 SAMPLERS: Keith Robins Time On-site: 0940 Time Off-site: 1010
Kevin Boger 0940 1010

Depth of well (from top of casing)..... 74.2 ft Time: _____
 Initial static water level (from top of casing)..... 21.57 ft Time: _____

Purging Method Well Volume Calculation:
 Airlift _____ Centrifugal _____ 2 in. casing: _____ ft. of water x 0.16 = _____ gallons
 Bailer _____ Pos. Displ. _____ 3 in. casing: _____ ft. of water x 0.36 = _____ gallons
 Submersible X Ded. Pump _____ 4 in. casing: 52.63 ft. of water x 0.65 = 34.21 gallons

volume of water removed: 240 gal. >3 volumes: yes X no _____ purged dry? yes _____ no X

Field Tests

Volume of Purge Water (in gallons)	pH	Temp (c°)	Spec. Cond. (ms/cm)	Turbidity (NTUs)	Dissolved Oxygen (mg/l)	Eh (mv)
Initial	5.87	14.79	0.121	4.4	4.00	282
40	6.00	14.61	0.122	2.1	0.0	266
80	6.04	14.63	0.122	3.2	0.0	201
120	6.03	14.63	0.122	0.6	0.0	108
160	6.04	14.62	0.122	1.5	0.0	104
200	6.03	14.63	0.122	6.4	0.0	108
240	6.00	14.61	0.122	4.7	0.0	113
Sample	6.23	12.12	0.125	10	7.47	182

Sampling

Time of Sample Collection: 1000

Method: _____ Analyses: _____
 _____ Stainless steel bailer _____ VOCs 602 _____ 503 _____ Other _____
 _____ Teflon bailer _____ SVOCs _____
 _____ Pos. Disp. Pump _____ Metals _____
X Disposable bailer _____ PCB/Pest. _____
 _____ Dedicated pump _____ Physical _____
 _____ Other: _____ X Other NYSDEC PART 360 Routine

Observations

Weather/Temperature: cloudy, windy 32 degrees F
 Sample description: clear colorless no odor
 Free Product? yes _____ no X describe _____
 Sheen? yes _____ no X describe _____
 Odor? yes _____ no X describe _____

Comments:

20 GPM

**FIELD OBSERVATION LOG
GROUNDWATER SAMPLING RECORD**

SITE Sonia Road Landfill DATE 02/27/06

SAMPLE ID: 2023-MW-11S (19)
 WELL ID: MW-11S
 SAMPLERS: Keith Robins Time On-site: 1450 Time Off-site: 1540
Kevin Boger 1450 1540

Depth of well (from top of casing)..... 19.60 ft Time: _____
 Initial static water level (from top of casing)..... 5.23 ft Time: _____

Purging Method Well Volume Calculation:
 Airlift _____ Centrifugal _____ 2 in. casing: _____ ft. of water x 0.16 = _____ gallons
 Bailer _____ Pos. Displ. _____ 3 in. casing: _____ ft. of water x 0.36 = _____ gallons
 Submersible X Ded. Pump _____ 4 in. casing: 14.37 ft. of water x 0.65 = 9.34 gallons

volume of water removed: 50 gal. >3 volumes: yes X no _____ purged dry? yes _____ no X

Field Tests

Volume of Purge Water (in gallons)	pH	Temp (c°)	Spec. Cond. (ms/cm)	Turbidity (NTUs)	Dissolved Oxygen (mg/l)	Eh (mv)
Initial	6.83	6.53	0.433	0	6.00	310
10	7.08	7.60	0.422	1	2.05	298
20	7.13	7.34	0.427	1	1.18	290
30	6.97	7.18	0.424	1	1.01	279
40	7.21	7.61	0.426	1	1.80	275
50	7.21	7.61	0.424	2	1.58	272
Sample	7.23	6.60	0.416	17	2.55	273

Sampling

Time of Sample Collection: 1530

Method: _____ Analyses: _____
 _____ Stainless steel bailer _____ VOCs 602 _____ 503 _____ Other _____
 _____ Teflon bailer _____ SVOCs _____
 _____ Pos. Disp. Pump _____ Metals _____
X Disposable bailer _____ PCB/Pest. _____
 _____ Dedicated pump _____ Physical _____
 _____ Other: _____ X Other NYSDEC PART 360 ROUTINE

Observations

Weather/Temperature: Sunny. 20 degrees F
 Sample description: clear colorless no odor
 Free Product? yes _____ no X describe _____
 Sheen? yes _____ no X describe _____
 Odor? yes _____ no X describe _____

Comments:

2 GPM

**FIELD OBSERVATION LOG
GROUNDWATER SAMPLING RECORD**

SITE Sonia Road Landfill DATE 02/27/06

SAMPLE ID: 2023-MW-11I (71)
 WELL ID: MW-11I
 SAMPLERS: Keith Robins
Kevin Boger

Time On-site: 1400
1400

Time Off-site: 1440
1440

Depth of well (from top of casing)..... 71.30 ft Time: _____
 Initial static water level (from top of casing)..... 5.75 ft Time: _____

Purging Method
 Airlift _____ Centrifugal _____
 Bailer _____ Pos. Displ. _____
 Submersible X Ded. Pump _____

Well Volume Calculation:
 2 in. casing: _____ ft. of water x 0.16 = _____ gallons
 3 in. casing: _____ ft. of water x 0.36 = _____ gallons
 4 in. casing: 65.55 ft. of water x 0.65 = 42.61 gallons

volume of water removed: 220 gal. >3 volumes: yes X no _____ purged dry? yes _____ no X

Field Tests

Volume of Purge Water (in gallons)	pH	Temp (c°)	Spec. Cond. (ms/cm)	Turbidity (NTUs)	Dissolved Oxygen (mg/l)	Eh (mv)
Initial	5.93	8.72	0.079	1	7.47	341
40	6.33	11.77	0.105	1	3.59	334
80	6.51	12.23	0.106	1	3.06	314
120	6.52	12.29	0.106	1	3.02	308
140	6.54	12.57	0.106	2	2.50	304
180	6.52	12.36	0.106	1	1.80	302
220	6.54	12.35	0.106	1	1.82	302
Sample	6.49	10.49	0.106	1	2.91	306

Sampling

Time of Sample Collection: 1430

Method: _____ Analyses: _____
 _____ Stainless steel bailer _____ VOCs 602 _____ 503 _____ Other _____
 _____ Teflon bailer _____ SVOCs _____
 _____ Pos. Disp. Pump _____ Metals _____
X Disposable bailer _____ PCB/Pest. _____
 _____ Dedicated pump _____ Physical _____
 _____ Other: _____ X Other NYSDEC PART 360 ROUTINE

Observations

Weather/Temperature: Sunny. 20 degrees F
 Sample description: clear colorless no odor
 Free Product? yes _____ no X describe _____
 Sheen? yes _____ no X describe _____
 Odor? yes _____ no X describe _____

Comments:

20 GPM

**FIELD OBSERVATION LOG
GROUNDWATER SAMPLING RECORD**

SITE Sonia Road Landfill DATE 02/27/06

SAMPLE ID: 2023-MW-11D (94)
 WELL ID: MW-11D
 SAMPLERS: Keith Robins Time On-site: 1250 Time Off-site: 1340
Kevin Boger Time On-site: 1250 Time Off-site: 1340

Depth of well (from top of casing)..... 94.20 ft Time: _____
 Initial static water level (from top of casing)..... 5.45 ft Time: _____

Purging Method Well Volume Calculation:
 Airlift _____ Centrifugal _____ 2 in. casing: _____ ft. of water x 0.16 = _____ gallons
 Bailer _____ Pos. Displ. _____ 3 in. casing: _____ ft. of water x 0.36 = _____ gallons
 Submersible X Ded. Pump _____ 4 in. casing: 88.75 ft. of water x 0.65 = 57.69 gallons

volume of water removed: 320 gal. >3 volumes: yes X no _____ purged dry? yes _____ no X

Field Tests

Volume of Purge Water (in gallons)	pH	Temp (c°)	Spec. Cond. (ms/cm)	Turbidity (NTUs)	Dissolved Oxygen (mg/l)	Eh (mv)
Initial	6.55	6.83	0.101	20	10.27	2.88
40	5.86	10.66	0.097	109	10.23	296
80	5.82	11.78	0.098	29	10.26	284
120	5.90	12.31	0.100	43	10.26	273
160	5.80	12.42	0.098	15	10.22	275
200	5.69	12.60	0.098	21	10.30	278
240	5.66	12.59	0.097	8	10.29	284
320	5.63	12.50	0.098	4	10.11	288
Sample	5.57	10.26	0.099	29	10.50	305

Sampling

Time of Sample Collection: 1330

Method: _____ Analyses: _____
 _____ Stainless steel bailer _____ VOCs 602 _____ 503 _____ Other _____
 _____ Teflon bailer _____ SVOCs _____
 _____ Pos. Disp. Pump _____ Metals _____
X Disposable bailer _____ PCB/Pest. _____
 _____ Dedicated pump _____ Physical _____
 _____ Other: _____ X Other NYSDEC PART 360 ROUTINE

Observations

Weather/Temperature: Sunny. 20 degrees F
 Sample description: Slightly turbid, colorless, no odor
 Free Product? yes _____ no X describe _____
 Sheen? yes _____ no X describe _____
 Odor? yes _____ no X describe _____

Comments:

20 GPM, blind duplicate #1 collected

**FIELD OBSERVATION LOG
GROUNDWATER SAMPLING RECORD**

SITE Sonia Road Landfill DATE 02/27/06

SAMPLE ID: 2023-MW-12S (19)
WELL ID: MW-12S
SAMPLERS: Keith Robins Time On-site: 1015 Time Off-site: 1110
Meaghan Baldwin Time On-site: 1015 Time Off-site: 1110

Depth of well (from top of casing)..... 18.40 ft Time: _____
Initial static water level (from top of casing)..... 5.29 ft Time: _____

Purging Method Well Volume Calculation:
Airlift _____ Centrifugal _____ 2 in. casing: _____ ft. of water x 0.16 = _____ gallons
Bailer _____ Pos. Displ. _____ 3 in. casing: _____ ft. of water x 0.36 = _____ gallons
Submersible X Ded. Pump _____ 4 in. casing: 13.11 ft. of water x 0.65 = 8.52 gallons

volume of water removed:
50 gal. >3 volumes: yes X no _____ purged dry? yes _____ no X

Field Tests

Volume of Purge Water (in gallons)	pH	Temp (c°)	Spec. Cond. (ms/cm)	Turbidity (NTUs)	Dissolved Oxygen (mg/l)	Eh (mv)
Initial	6.47	8.81	0.202	13.4	7.73	262
10	6.85	11.02	0.208	5.2	3.38	240
20	6.89	11.06	0.211	0.3	2.77	222
30	6.92	11.00	0.212	0.4	2.39	222
40	6.94	10.30	0.217	0.8	2.79	221
50	6.95	10.30	0.216	0.6	3.03	223
Sample	NA	NA	NA	NA	NA	NA

Sampling

Time of Sample Collection: 1100

Method: Analyses:
____ Stainless steel bailer _____ VOCs 602 _____ 503 _____ Other _____
____ Teflon bailer _____ SVOCs
____ Pos. Disp. Pump _____ Metals
X Disposable bailer _____ PCB/Pest.
____ Dedicated pump _____ Physical
____ Other: _____ X Other NYSDEC PART 360 ROUTINE

Observations

Weather/Temperature: Sunny, 15 degrees F
Sample description: clear colorless no odor
Free Product? yes _____ no X describe _____
Sheen? yes _____ no X describe _____
Odor? yes _____ no X describe _____

Comments:

2.5 GPM

**FIELD OBSERVATION LOG
GROUNDWATER SAMPLING RECORD**

SITE Sonia Road Landfill DATE 02/27/06

SAMPLE ID: 2023-MW-12I (70)
 WELL ID: MW-12I
 SAMPLERS: Keith Robins Time On-site: 0925 Time Off-site: 1010
Meaghan Baldwin 0925 1010

Depth of well (from top of casing) 69.90 ft Time: _____
 Initial static water level (from top of casing) 5.43 ft Time: _____

Purging Method Well Volume Calculation:
 Airlift _____ Centrifugal _____ 2 in. casing: _____ ft. of water x 0.16 = _____ gallons
 Bailer _____ Pos. Displ. _____ 3 in. casing: _____ ft. of water x 0.36 = _____ gallons
 Submersible X Ded. Pump _____ 4 in. casing: 64.47 ft. of water x 0.65 = 41.90 gallons

volume of water removed: 240 gal. >3 volumes: yes X no _____ purged dry? yes _____ no X

Field Tests

Volume of Purge Water (in gallons)	pH	Temp (c°)	Spec. Cond. (ms/cm)	Turbidity (NTUs)	Dissolved Oxygen (mg/l)	Eh (mv)
Initial	6.04	10.26	0.134	7.6	7.26	312
40	5.85	11.74	0.193	2.6	7.01	311
80	5.85	12.24	0.193	0.6	4.57	302
120	5.89	12.83	0.194	3.0	3.66	302
160	5.86	12.76	0.195	5.0	3.82	302
200	5.88	12.78	0.194	3.5	3.50	299
240	5.85	12.77	0.195	4.0	3.52	296
Sample	6.02	9.13	0.164	8.1	3.27	NA

Sampling

Time of Sample Collection: 1000

Method: _____ Analyses: _____
 _____ Stainless steel bailer _____ VOCs 602 _____ 503 _____ Other _____
 _____ Teflon bailer _____ SVOCs _____
 _____ Pos. Disp. Pump _____ Metals _____
X Disposable bailer _____ PCB/Pest. _____
 _____ Dedicated pump _____ Physical _____
 _____ Other: _____ X Other NYSDEC PART 360 ROUTINE

Observations

Weather/Temperature: Sunny, 10 degrees F
 Sample description: clear colorless no odor
 Free Product? yes _____ No X Describe _____
 Sheen? yes _____ no X Describe _____
 Odor? yes _____ no X Describe _____

Comments:

20 GPM

**FIELD OBSERVATION LOG
GROUNDWATER SAMPLING RECORD**

SITE Sonia Road Landfill DATE 02/27/06

SAMPLE ID: 2023-MW-12D (98)
 WELL ID: MW-12D
 SAMPLERS: Keith Robins Time On-site: 0830 Time Off-site: 0930
Meaghan Baldwin 0830 0930

Depth of well (from top of casing)..... 98.00 ft Time: _____
 Initial static water level (from top of casing)..... 5.12 ft Time: _____

Purging Method Well Volume Calculation:
 Airlift _____ Centrifugal _____ 2 in. casing: _____ ft. of water x 0.16 = _____ gallons
 Bailer _____ Pos. Displ. _____ 3 in. casing: _____ ft. of water x 0.36 = _____ gallons
 Submersible X Ded. Pump _____ 4 in. casing: 92.88 ft. of water x 0.65 = 60.37 gallons

volume of water removed: 400 gal. >3 volumes: yes X no _____ purged dry? yes _____ no X

Field Tests

Volume of Purge Water (in gallons)	pH	Temp (c°)	Spec. Cond. (ms/cm)	Turbidity (NTUs)	Dissolved Oxygen (mg/l)	Eh (mv)
Initial	4.76	9.79	0.072	0.2	12.73	349
80	5.21	12.64	0.049	16.7	11.33	340
160	5.42	12.69	0.050	2.6	11.08	346
240	5.78	12.68	0.049	0.6	11.03	336
320	5.94	12.18	0.050	0.4	11.36	330
400	5.95	12.16	0.050	0.4	11.35	331
Sample						

Sampling

Time of Sample Collection: 0915

Method: _____ Analyses: _____
 _____ Stainless steel bailer _____ VOCs 602 _____ 503 _____ Other _____
 _____ Teflon bailer _____ SVOCs
 _____ Pos. Disp. Pump _____ Metals
X Disposable bailer _____ PCB/Pest.
 _____ Dedicated pump _____ Physical
 _____ Other: _____ X Other NYSDEC PART 360 ROUTINE

Observations

Weather/Temperature: Sunny. 10 degrees F
 Sample description: clear colorless no odor
 Free Product? yes _____ no X describe _____
 Sheen? yes _____ no X describe _____
 Odor? yes _____ no X describe _____


Comments:

20 GPM

APPENDIX B-2

FIELD FORMS - DAILY EQUIPMENT CALIBRATION LOGS

Appendix C



APPENDIX C

CHAIN-OF-CUSTODY FORMS

H2M LABS, INC.

16168

EXTERNAL CHAIN OF CUSTODY

575 Broad Hollow Rd, Melville, NY 11747-5076

Tel: (631) 694-3040 Fax: (631) 420-8436

CLIENT: _____ H2M SDG NO: _____

PROJECT NAME/NUMBER Sonia Road Landfill 137206 2023-16A				Sample Container Description ↓ 40ml Vol - H ₂ O ₄ 25ml glass - H ₂ O ₄ 25ml Plastic - H ₂ O ₃ 1L HD Plastic 1L HD Plastic H ₂ O ₃				NOTES: NYSDEC Part 360 Routine * COO, NH ₃ , Phenols, TAN				Project Contact: Kath Robini			
SAMPLERS: (signature)/Client Jim Milligan								Total No. of Containers ↓ ANALYSIS REQUESTED				Phone Number: (516) 764.9270			
DELIVERABLES: BS-70-11				ORGANIC								PIS/Quote #			
TURNAROUND TIME: 21 days								INORG.				** = BOD ₅ , B ₁ , CL, S-4 TALK, TDS			
DATE	TIME	MATRIX	FIELD I.D.	TOTAL	VOL	BNA	PAH					PCB	X	H ₂ O ₃	X
2/4/23	1225	GW	2023-MW-010 (100)	8	3					1	1	2	1		
2/4/23	1300	GW	2023-MW-01E (78)	8	3					1	1	2	1		
2/4/23	1240	GW	2023-MW-01S (29)	8	3					1	1	2	1		

Relinquished by: (Signature) <i>[Signature]</i>	Date 2/24/23	Time 2:40	Received by: (Signature) <i>[Signature]</i>	Date 2/24/23	Time 14:42	LABORATORY USE ONLY				
Relinquished by: (Signature)	Date	Time	Received by: (Signature)	Date	Time	Discrepancies Between Sample Labels and COC Record? Y or N Explain: Samples were: 1. Shipped ___ or Hand Delivered ___ Airbill# _____ 2. Ambient or chilled, Temp _____ 3. Received in good condition: Y or N 4. Properly preserved: Y or N COC Taps was: 1. Present on outer package: Y or N 2. Unbroken on outer package: Y or N 3. COC record present & complete upon sample receipt: Y or N				
Relinquished by: (Signature)	Date	Time	Received by: (Signature)	Date	Time					
Relinquished by: (Signature)	Date	Time	Received by: (Signature)	Date	Time					
Relinquished by: (Signature)	Date	Time	Received by: (Signature)	Date	Time					

WHITE COPY - ORIGINAL

YELLOW COPY - CLIENT

PINK COPY - LABORATORY

H2M LABS, INC.

12296

EXTERNAL CHAIN OF CUSTODY

575 Broad Hollow Rd, Melville, NY 11747-5076

Tel: (516) 694-3040 Fax: (516) 420-8436

PROJECT NAME/NUMBER Sonia Rodd Landfill 1st 206 2023-16A				CLIENT:						H2M SDG NO:					
SAMPLERS: (signature)/Client Keith Robins Kew-Yago / D+B				Sample Container Description	40ml Vial - H ₂ SO ₄	250ml glass - H ₂ SO ₄	250ml Plastic - HNO ₃	1 Liter Plastic - H ₂ O	1 Liter Plastic - H ₂ O	NOTES: NYSDEC Part 360 Routine * : COP, NH ₃ , Phenols, TRAMP ** : BOD5, Br, Cl, S, TALK, TDS				Project Contact: Keith Robins	
DELIVERABLES: BS-70-D														Phone Number: (516) 344-9890	
TURNAROUND TIME: 21 days				Total No. of Containers	ANALYSIS REQUESTED						LAB I.D. NO.		REMARKS:		
					ORGANIC			INORG.							
DATE	TIME	MATRIX	FIELD I.D.		TOC	VOC	BNA	Pea/PCB	*	Herbess	**	Metal	CN		
2/27	915	GW	2023-MW-12D (98)	8	3				-	-	2	-			
2/27	1000	GW	2023-MW-12I (70)	8	3				-	-	2	-			
2/27	1100	GW	2023-MW-12S (18)	8	3				-	-	2	-			
2/27	1530	GW	2023-MW-11S (19)	8	3				-	-	2	-			
2/27	1530	GW	2023-MW-11I (71)	8	3				-	-	2	-			
2/27	1530	GW	2023-MW-11D (94)	8	3				-	-	2	-			
2/27	0000	GW	Blind Duplicate #1	8	3				-	-	2	-			
Relinquished by: (Signature) Keith Robins				Date	Time	Received by: (Signature) 				Date	Time	LABORATORY USE ONLY			
Relinquished by: (Signature)				Date	Time	Received by: (Signature)				Date	Time				
Relinquished by: (Signature)				Date	Time	Received by: (Signature)				Date	Time				
Relinquished by: (Signature)				Date	Time	Received by: (Signature)				Date	Time				
Discrepancies Between Sample Labels and COC Record? Y or N												Explain:			
Samples were:												1. Shipped ___ or Hand Delivered ___ Airbill# _____			
												2. Ambient or chilled			
												3. Received in good condition: Y or N			
												4. Properly preserved: Y or N			
												5. Samples returned to lab ___ Hrs from collection.			
												COC Tape was:			
												1. Present on outer package: Y or N			
												2. Unbroken on outer package: Y or N			
												3. COC record present & complete upon sample receipt: Y or N			

H2M LABS, INC.

12295

EXTERNAL CHAIN OF CUSTODY

575 Broad Hollow Rd, Melville, NY 11747-5076

Tel: (516) 694-3040 Fax: (516) 420-8436

CLIENT: Isl. Resource Recovery Agency H2M SDG NO:

PROJECT NAME/NUMBER
Son n Road
1st Q00
2023-16A

Sample Container Description
40ml Vial-16504
750ml Plastic-113SD4
250ml Plastic-11NO3
1 Liter Plastic
1 Liter Plastic 11NO3

NOTES:
NYSDEC
Pant 360
Routine
*: COD; NH₃; Phos; TAN; Nit
** 2005; 3r; (1, S; 7ALR; TDS

Project Contact:
Keith R...
 Phone Number:
(516) 364-7890

SAMPLERS: (signature)/Client
Kevin Boyer / DIB Isl. Resource Recovery Agency

DELIVERABLES:
BS-20-D

TURNAROUND TIME:
21 Days

Total No. of Containers
 ANALYSIS REQUESTED
 ORGANIC INORG.
 VOA BNA Pes/ PCB * * * * * Metal CN

DATE	TIME	MATRIX	FIELD I.D.	Total No. of Containers	VOA	BNA	Pes/ PCB	*	*	*	Metal	CN	LAB I.D. NO.	REMARKS:
2/27/06	8:00	GW	2023-MW-02I (71)	8	3			1	1	2	1			
2/27/06	9:10	GW	2023-MW-02D (116)	8	3			1	1	2	1			
2/27/06	1:00	GW	2023-MW-02E (74)	8	3			1	1	2	1			
2/27/06	11:35	GW	2023-MW-06D (117)	8	3			1	1	2	1			
2/27/06	12:10	GW	2023-MW-06I (76)	8	3			1	1	2	1			
2/27/06	12:55	GW	2023-MW-06S (38)	8	3			1	1	2	1			
2/28/06	1330	AQ	F 11	8	3			1	1	2	1			Lab DI note
2/28/06	1415	GW	2023-MW-04S- (34)	8	3			1	1	2	1			
2/28/06	800	GW	2023-MW-02I MS (71)	8	3			1	1	2	1			
2/28/06	800	GW	2023-MW-02I MSD (71)	8	3			1	1	2	1			

Relinquished by: (Signature) <u>[Signature]</u>	Date <u>2/28/06</u>	Time <u>3:50</u>	Received by: (Signature) <u>[Signature]</u>	Date <u>2/27/06</u>	Time <u>15:24</u>
Relinquished by: (Signature)	Date	Time	Received by: (Signature)	Date	Time
Relinquished by: (Signature)	Date	Time	Received by: (Signature)	Date	Time
Relinquished by: (Signature)	Date	Time	Received by: (Signature)	Date	Time

LABORATORY USE ONLY

Discrepancies Between Sample Labels and COC Record? Y or N Explain:

Samples were:
 1. Shipped ___ or Hand Delivered ___ Airbill# ___
 2. Ambient or chilled
 3. Received in good condition: Y or N
 4. Properly preserved: Y or N
 5. Samples returned to lab ___ Hrs from collection.
 COC Tape was:
 1. Present on outer package: Y or N
 2. Unbroken on outer package: Y or N
 3. COC record present & complete upon sample receipt: Y or N

H2M LABS, INC.

575 Broad Hollow Rd, Melville, NY 11747-5076

Tel: (516) 694-3040 Fax: (516) 420-8436

12297

EXTERNAL CHAIN OF CUSTODY

CLIENT: Islip Resource Recovery Agency H2M SDG NO: _____

PROJECT NAME/NUMBER
Sonia Road Landfill
1st Q06 2023-16A

SAMPLERS: (signature)/Client
Keith Robbins
Kevin Boger / DTB

DELIVERABLES:
BS-70-D

TURNAROUND TIME: 21 Days

Sample Container Description
40 ml vinyl-H ₂ SO ₄
250 ml glass-H ₂ SO ₄
250 ml plastic HNO ₃
1 Liter Plastic
1 Liter Plastic HNO ₃

NOTES:
NYSDEC
Part 360
Routine

Project Contact:
Keith Robbins

Phone Number:
(516) 364-9890

*: CO₂, NH₃, Phenols, TKN, NO₃
 **: BOD₅, Br, Cl, SO₄, TALK, TDS


Total No. of Containers	ANALYSIS REQUESTED									
	ORGANIC				INORG.					
	TOC	VOC	BNA	PAH/PCB	*	H ₂ O ₂	H ₂ O ₂	**	Metal	CN

DATE	TIME	MATRIX	FIELD I.D.	Total No. of Containers	TOC	VOC	BNA	PAH/PCB	*	H ₂ O ₂	H ₂ O ₂	**	Metal	CN	LAB I.D. NO.	REMARKS:
3/1/06	805	GW	2023-MW-04D (117)	3		3				1	1	2	1			
3/1/06	845	GW	2023-MW-04E (71)	3		3				1	1	2	1			
3/1/06	1020	GW	2023-MW-05D (115)	3		3				1	1	2	1			
3/1/06	805	GW	2023-MW-04D (114) MS	3		3				1	1	2	1			
3/1/06	805	GW	2023-MW-04D (114) MSD	3		3				1	1	2	1			
3/1/06	0000	GW	Blind Duplicate #2	3		3				1	1	2	1			
3/1/06	1000	AIR	Field Blank #2	3		3				1	1	2	1			
3/1/06	1055	GW	2023-MW-05I (70)	3		3				1	1	2	1			
3/1/06	1200	GW	2023-MW-05S (33)	3		3				1	1	2	1			
3/1/06	1250	GW	2023-MW-05S (31)	3		3				1	1	2	1			

Relinquished by: (Signature)	Date	Time	Received by: (Signature)	Date	Time
<u>Kevin Boger</u>	<u>3/1/06</u>	<u>11:15</u>	<u>[Signature]</u>	<u>3/1/06</u>	<u>0:10</u>
Relinquished by: (Signature)	Date	Time	Received by: (Signature)	Date	Time
Relinquished by: (Signature)	Date	Time	Received by: (Signature)	Date	Time
Relinquished by: (Signature)	Date	Time	Received by: (Signature)	Date	Time

LABORATORY USE ONLY	
Discrepancies Between Sample Labels and COC Record? Y or N Explain:	Samples were:
	1. Shipped ___ or Hand Delivered ___ Airbill# _____
	2. Ambient or chilled
	3. Received in good condition: Y or N
	4. Properly preserved: Y or N
	5. Samples returned to lab ___ Hrs from collection.
	COC Tape was:
	1. Present on outer package: Y or N
	2. Unbroken on outer package: Y or N
	3. COC record present & complete upon sample receipt: Y or N

Appendix D




APPENDIX D

DATA VALIDATION FORMS

DATA VALIDATION – ORGANICS

Site Name: Sonia Rd Landfill

Laboratory Name: H2M

Reviewer: R.Petrella 

Date of Review: 4/12/06

I. Data Deliverable Requirements

- A. Legible Yes
- B. Paginated Yes
- C. Arranged in order Yes
- D. Consistent dates Yes
- E. Case Narrative Yes
- F. Chain-of-Custody Record Yes
- G. Sample Data Complete Yes
- H. Standard Date Complete Yes
- I. Raw QC Data Complete Yes

Comments: IRS043 & IRS044

22 wells, 2 FB, 2 MS/MSD and 2 duplicates were collected and analyzed for Routine parameters

Blind dup#1 is a duplicate of MW-11D and Blind dup#2 is a duplicate of MW-04I

The results for the samples and blind duplicates were comparable.

The raw data was reviewed and no problems were found with the sample results

All QC for the wet chemistry parameters were within QC limits.

DATA VALIDATION – METALS

Site Name: Sonia Rd Landfill Laboratory Name: H2M

Reviewer: R.Petrella Date of Review: 4/12/06

I. Holding times

<u>Sample</u>	<u>Date Received</u>	<u>Date Digested</u>	<u>Date Analyzed</u>	<u>Holding Time Exceeded?</u>
MW-01D	2/24/06		3/06	No
MW-01I	2/24/06		3/06	No
MW-01S	2/24/06		3/06	No
MW-11D	2/27/06		3/06	No
MW-11I	2/27/06		3/06	No
MW-11S	2/27/06		3/06	No
MW-12D	2/27/06		3/06	No
MW-12I	2/27/06		3/06	No
MW-12S	2/27/06		3/06	No
BD1	2/27/06		3/06	No
MW-02D	2/28/06		3/06	No
MW-02I*	2/28/06		3/06	No
MW-04S	2/28/06		3/06	No
MW-06D	2/28/06		3/06	No
MW-06I	2/28/06		3/06	No
MW-06S	2/28/06		3/06	No
MW-07I	2/28/06		3/06	No
FB-1	2/28/06		3/06	No
BD#2	3/1/06		3/06	No
MW-03S	3/1/06		3/06	No
MW-04D*	3/1/06		3/06	No
MW-04I	3/1/06		3/06	No
MW-05D	3/1/06		3/06	No
MW-05I	3/1/06		3/06	No
MW-05S	3/1/06		3/06	No
FB#2	3/1/06		3/06	No

* Sample utilized
as the spike and
duplicate

DATA VALIDATION – METALS

Site Name: Sonia Rd Landfill Laboratory Name: H2M

Reviewer: R.Petrella Date of Review: 4/12/06

Associated Samples: _____

II. Initial Calibration

1. Were all initial instrument calibrations performed?

Yes

Comments:

2. Were the initial calibration verification standards analyzed at the contract specified frequency?

Yes

Comments:

3. Were the initial calibration results within the control limits listed below?

For tin and mercury: 80-120% of the true value

For all other metals: 90-110% of the true value

Yes

If "No", note analytes _____

DATA VALIDATION – METALS

Site Name: Sonia Rd Landfill Laboratory Name: H2M

Reviewer: R.Petrella Date of Review: 4/12/06

Associated Samples: _____

III. Continuing Calibration

1. Were the continuing calibration verification standards analyzed at the contract specified frequency?

Yes

Comments:

2. Were the continuing calibration results within the control limits listed below?

For tin and mercury: 80-120% of the true value
For all other metals: 90-110% of the true value

Yes

If "No", note analytes _____

DATA VALIDATION – METALS

Site Name: Sonia Rd Landfill Laboratory Name: H2M

Reviewer: R.Petrella Date of Review: 4/12/06

IV. Blank Summary

A. Method Blanks

1. Was a method blank prepared and analyzed at the contract specified frequency?

Yes

2. Were all the analytes below the CRDL in the method blank?

Yes

Comments:

B. Calibration Blanks

1. Were all initial and continuing calibration blanks analyzed at the contract specified frequency/

Yes

2. Were all the analytes below the CRDL in all the calibration blanks?

Yes

Comments:

DATA VALIDATION – METALS

Site Name: Sonia Rd Landfill Laboratory Name: H2M

Reviewer: R.Petrella Date of Review: 4/12/06

MW-2I, MW-4D

V. Duplicate Analysis

1. Was a duplicate prepared and analyzed at the contract specified frequency?

Yes

Comments:

2. Were control limits for the relative percent differences (RPD) met for each analyte?

Yes

Comments:

For sample values >5 times the CRDL, the RPD control limit is $\pm 20\%$.

For sample values >5 times the CRDL, the RPD control limit is $\pm \text{CRDL}$.

If sample results were outside of the control limits, all data associated with that duplicate sample should have been flagged with a "**".

DATA VALIDATION – METALS

Site Name: Sonia Rd Landfill Laboratory Name: H2M

Reviewer: R.Petrella Date of Review: 4/12/06

MW-2I, MW-4D

VI. Matrix Spike Analysis

1. Was a matrix spike prepared and analyzed at the contract specified frequency?

Yes

Comments:

2. Were the matrix spike recoveries within the contract specified control limits (75-125%)?

Yes

If "No", note analytes Fe in MW-04D had a 262% recovery but sample conc, was > 4times the spike conc., no qualification of the data is required.

Data should have been flagged with "N" for analytes out of control limits. If the sample concentration exceeds the spike concentration by a factor of four or more, no flag is required.

DATA VALIDATION – METALS

Site Name: Sonia Rd Landfill Laboratory Name: H2M

Reviewer: R.Petrella Date of Review: 4/12/06

VII. ICP Interference Check Sample Summary

1. Was the ICP serial dilution analyzed at the contract specified frequency?

Yes

Comments:

2. Were the serial dilution differences within the contract specified limits of $\pm 10\%$?

Yes

Comments:

3. Was the ICP CRDL check standard analyzed at the contract specified frequency for the analytes required?

Yes

Comments:

DATA VALIDATION – METALS

Site Name: Sonia Rd Landfill Laboratory Name: H2M

Reviewer: R.Petrella Date of Review: 4/12/06

VII. ICP Interference Check Sample Summary (continued):

4. Was the ICP interference check sample analyzed at the contract specified frequency:

Yes

Comments:

5. Were the ICP interference check sample results within the control limit of \pm 20% of the mean value?

Yes

If "No", not analytes _____

DATA VALIDATION – METALS

Site Name: Sonia Rd Landfill Laboratory Name: H2M

Reviewer: R.Petrella Date of Review: 4/12/06

VIII. Laboratory Control Sample Analysis

1. Was a laboratory control sample analyzed at the contract required frequency?

Yes

Comments:

2. Were the percent recoveries within the control limits of 80-120% (except for Ag and Sb) for each analyte?

Yes

Comments:
