




**O'BRIEN & GERE**

April 6, 2006

Heide-Marie Dudek, P.E.  
NYSDEC  
Division of Environmental Remediation  
Remedial Bureau A  
625 Broadway, 11<sup>th</sup> Floor  
Albany, New York 12233-7015



Re: Quarterly Interim Remedial Measure Operation  
& Maintenance and Indoor Air Quality  
Monitoring Report  
**December 10, 2005 through March 15, 2006**  
Jimmy's Dry Cleaner Site, Roosevelt, New York  
NYSDEC Site No. 1-30-080

File: 10653/36951 #5

Dear Ms. Dudek:

O'Brien & Gere has prepared this letter report to serve as a Quarterly Operation, Monitoring & Maintenance (OM&M) and Indoor Air Quality (IAQ) Report for the Soil Vapor Extraction (SVE) System in operation at the former Jimmy's Dry Cleaner (JDC) located at 61 Nassau Road in Roosevelt, New York. The SVE system was installed as an Interim Remedial Measure (IRM) to abate volatile organic compounds (VOCs) observed at businesses and residences located in the vicinity of the Site.

### **Background**

The IRM consists of seven extraction wells, underground piping, a blower, and two granular activated carbon (GAC) vessels to treat the effluent air from the system. Refer to **Figure 1**. After the start-up of the SVE system on August 7, 2002, Shaw Environmental & Infrastructure Engineering of New York, P.C. (Shaw) implemented an IAQ Monitoring program for select sampling locations. In June 2005, O'Brien & Gere replaced Shaw and assumed the implementation of the IAQ monitoring program. This report covers the period of December 10, 2005 through March 15, 2006.

### **Remedial System Operation and Maintenance**

To evaluate the SVE system operating performance, three site visits were completed on January 6, February 6, and March 15, 2006. During the site visits, VOC concentrations, air flow rates and vacuum readings were observed at extraction wells SVE-1, SVE-2, SVE-3, SVE-4, SVE-5, SVE-6, SVE-7 and at the SVE blower. Air flow rates and VOC concentrations were also observed at the carbon influent, mid carbon and carbon effluent monitoring points. The monitoring data log sheets are presented in **Attachment 1**. During the January, February, and March visits, the vacuum, air flow rate, and VOC readings for SVE-4 could not be collected because it was underwater.

A summary of the monitoring data collected during the three monitoring events is presented in **Table 1** and the average vacuum, airflow, and VOC concentration data are summarized in **Table 2**. During the current monitoring period, the air flow control valve at SVE-1 was adjusted from 50% to 100% open in February and from 100% to 50% open in March. The valve at SVE-4 was closed during the February visit to prevent water from entering the SVE treatment system. Compared to the last monitoring period, the average VOC concentrations for December 10, 2005 through March 15, 2006 are lower for all SVE monitoring points, except for SVE-3. The historical monitoring data for past monitoring periods are presented in **Attachment 2**.

Prior to this period, a total of 14 carbon vessel change outs occurred since system startup. Typically, during each carbon change out, the lag vessel was moved to the lead position and a new carbon vessel was placed in the lag position. However, during some events, both carbon vessels were replaced. During this period, one carbon vessel was replaced during the January visit. The vessel was replaced due to detectable VOC concentrations between the lead and lag vessels. The lead carbon was replaced and the lag vessel was placed in the lead. The rate of carbon usage will be monitored during each site visit to determine the maximum VOC extraction rate that can be accomplished to minimize VOC migration while maximizing the life of the carbon vessels.

### **Indoor Air Quality Monitoring Results**

On behalf of O'Brien & Gere, YEC conducted an indoor air quality monitoring event on March 14, 2006 at KFC, 40 Dutchess Street, and 44 Dutchess Street. The Deli was closed during the 2-day monitoring visit and YEC personnel could not access the sampling location in the Deli. Prior to the site visit, attempts were made to contact the owner, Jose Molina, by phone, but there was no answer.

Passive diffusion dosimeters were used to collect air samples over a 24-hour period. Additional air samples were collected, including a background sample near the Deli and a duplicate sample from KFC for comparative purposes. The samples were analyzed for the presence of PCE according to New York State Department of Health (NYSDOH) Method 311-9. The analytical results are summarized in **Table 3**. The historical analytical results are presented in **Attachment 3** and the laboratory report of analyses is presented as **Attachment 4**.

The analytical results indicated that concentrations of PCE were well below the NYSDOH Ambient Air Guidance Value of  $100 \mu\text{g}/\text{m}^3$  in each of the samples collected. The highest PCE concentration observed during this monitoring event was  $8.6 \mu\text{g}/\text{m}^3$  from the sample collected at KFC. The letters summarizing the air quality monitoring were submitted to NYSDEC for approval and forwarded by O'Brien & Gere to the residences and businesses on March 31, 2006. The SVE system will continue to be adjusted during each site visit to minimize the migration of PCE into these businesses and residences. Quarterly monitoring will continue at KFC, the Deli (if possible), and the residences to verify that PCE is not migrating into these areas at levels above the ambient air guideline. During the upcoming monthly site visits, YEC will visit the Deli to try to establish contact with the owner in order to gain access to the sampling location in the Deli during the next sampling event.


April 6, 2006

Page 3

Following the completion of the next quarter of monitoring events, a letter report summarizing the monitoring events will be prepared by O'Brien & Gere and submitted to the NYSDEC. If you have any questions or comments regarding this information, please contact me at (315) 437-6100, extension 2258.

Very truly yours,

O'BRIEN & GERE ENGINEERS, INC.

A handwritten signature in black ink, appearing to read "Marc J. Dent". The signature is fluid and cursive, with a long horizontal stroke extending to the right.

Marc J. Dent, P.E.  
Managing Engineer

I:\DIV71\Projects\10653\36951\5\_rpts\Quarterly SVE Reports\ January - March 06\JDC\_QtrlyRpt\_Jan-Mar06.

cc: Joseph Yavonditte, P.E. – NYSDEC  
Trevor Wescott – NYSDOH  
Joseph DeFranco – NCDOH  
Dan Simpson – YEC



Table 1  
IRM Parameters  
NYSDEC - Jimmy's Dry Cleaners

Sample Location	1/6/06			2/6/06			3/15/06					
	Vac (inches of water)	Flow (cfm)	PID (ppm)	Valve % Open	Vac (inches of water)	Flow (cfm)	PID (ppm)	Valve % Open	Vac (inches of water)	Flow (cfm)	PID (ppm)	Valve % Open
SVE - 1	4.2	45.5	14.3	50%	9.0	37.7	10.7	100%	1.6	56.2	10.3	50%
SVE - 2	1.7	40.5	1.1	100%	5.0	32.9	0	100%	13.6	13.6	0.2	100%
SVE - 3	5.0	23.5	5.6	100%	8.9	18.7	10.1	100%	0	6.9	4.7	100%
SVE - 4	NS	NS	NS	100%	NS	NS	NS	0%	NS	NS	NS	0%
SVE - 5	3.8	16.7	0	100%	4.7	60.5	0	100%	6.6	18.3	0	100%
SVE - 6	1.03	10.7	0	100%	5.7	102.5	0	100%	0	14.61	0	100%
SVE - 7	1.03	10	0	100%	5.5	98.5	0	100%	0	13	0	100%
VMP - 1	NS	NS	NA	NA	NS	NS	NA	NA	NS	NS	NA	NA
Before blower	NA	NS	2.0	NA	NA	112.5	2.5	NA	NA	22.3	9.7	NA
Influent	NA	133.5	27.5	NA	NA	128	1.1	NA	NA	158	0	NA
Mid	NA	137.5	2.2	NA	NA	103	0	NA	NA	104	0	NA
Effluent	NA	96.0	0	NA	NA	138	0	NA	NA	141	0	NA
Carbon changeout performed (1 vessel).												

Notes:

NS = Not sampled, well head not accessible.

NA = Not applicable.

Influent = Before carbon.

Mid = Between carbon.

Over = Greater than meter capacity.



OBRIEN & GERE

Table 2  
Average SVE System Monitoring Data  
NYSDEC - Jimmy's Dry Cleaners

Sample Location	1/6/06 - 3/15/06			
	Average Vac (inches of water)	Average Flow (cfm)	Average PID (ppm)	Maximum PID (ppm)
SVE - 1	4.9	46	11.8	14.3
SVE - 2	6.8	29	0.43	1.1
SVE - 3	4.6	16	6.8	10.1
SVE - 4	NS	NS	NS	NS
SVE - 5	5.0	32	0	0
SVE - 6	2.2	43	0	0
SVE - 7	2.2	41	0	0
Before blower	NA	67	4.7	9.7
Influent	NA	140	9.5	27.5
Mid	NA	115	0.73	2.2
Effluent	NA	125	0	0
Blower	20.3	NA	NA	NA

Notes:

- NS = Not sampled, well head not accessible.
- NA = Not applicable.
- Influent = Before carbon.
- Mid = Between carbon.
- Over = Greater than meter capacity.



O'BRIEN & GERE

**Table 3**  
**Indoor Air Quality Data**  
**NYSDEC - Jimmy's Dry Cleaners**

Sample Location	Units	NYSDOH		6/15/05	9/13/05	12/8/05	3/14/06
		Guidance Value					
KFC - Kitchen	µg/m <sup>3</sup>	100		6.7	5.5	4.3	8.6
DUPA (KFC)	µg/m <sup>3</sup>	100		17	5.2	4.0	8.6
40 Dutchess (Gonzalez Bsmt. Bdmm/baby rm)	µg/m <sup>3</sup>	100		12	1.2	11	<1.4
Deli - Front Room	µg/m <sup>3</sup>	100		29	6.2	39	NS
44 Dutchess (Jackson Bsmt./Family Rm)	µg/m <sup>3</sup>	100		17	6.4	<0.7	3.3
Background	µg/m <sup>3</sup>	100		11	1.4	<0.7	<1.5

**Notes:**

**Bold = Value exceeds NYSDOH guidance value.**

**KFC = 497 North Main Street.**

**All samples were sampled for Tetrachloroethene by NYSDOH Method 311-9.**

**NYSDOH Guidance Value references NYSDOH's "Tetrachloroethene**

**in Indoor and Outdoor Air", May, 2003.**

NS = Not sampled.

NA = Data not available.

ND = Non - Detect.

(PL) = value detected less than the reported value.



**O'BRIEN & GERE**

**ATTACHMENT 1**

**Monitoring Data Log Sheets**



**Jimmy's Dry Cleaners**  
 61 Nassau Road  
 Roosevelt, New York  
 Site No. 1-30-080

Date: 1/6/06  
 Arrival Time: 1300  
 Departure Time: 1630

Inspector: Dan Simpson, Chris Burke  
 Weather: 35F, overcast

↳ heavy rain all weekend  
 & first part of this week  
 4 days in a row

**System Status:**

Is system running upon arrival?  
 Is system running upon departure?  
 Electrical meter reading  
 Inspect SVE intake filter

Yes  No   
 Yes  No   
00750 (00.092W)  
 OK  Replaced

**SVE System:**

Bleed valve  
 Vacuum at blower

10 % Open  
20 " H2O

**Location:**

Before bleed valve  
 Carbon influent  
 Between carbon units  
 Carbon effluent

	Flow	Conc. (PID)	Temp
Before bleed valve	<u>WATER</u> CFM	<u>2.0</u> PPM	<u>WATER</u> ° F
Carbon influent	<u>133.5</u> CFM	<u>27.5</u> PPM	<u>48.9</u> ° F
Between carbon units	<u>137.0</u> CFM	<u>2.2</u> PPM	<u>48.8</u> ° F
Carbon effluent	<u>96.0</u> CFM	<u>0.0</u> PPM	<u>49.0</u> ° F

**Location**

SVE-1  
 SVE-2  
 SVE-3  
 SVE-4  
 SVE-5  
 SVE-6  
 SVE-7

	Vacuum	Flow	Conc. (PID)	Valve
SVE-1	<u>4.2</u> " H2O	<u>45.5</u> CFM	<u>14.3</u> PPM	<u>50</u> % Open
SVE-2	<u>1.7</u> " H2O	<u>40.5</u> CFM	<u>1.1</u> PPM	<u>100</u> % Open
SVE-3	<u>5.0</u> " H2O	<u>13.5</u> CFM	<u>5.6</u> PPM	<u>100</u> % Open
SVE-4	<u>under water</u> H2O	<u>          </u> CFM	<u>          </u> PPM	<u>100</u> % Open
SVE-5	<u>3.8</u> " H2O	<u>16.7</u> CFM	<u>0.0</u> PPM	<u>100</u> % Open
SVE-6	<u>1.03</u> " H2O	<u>10.7</u> CFM	<u>0.0</u> PPM	<u>100</u> % Open
SVE-7	<u>1.03</u> " H2O	<u>10</u> CFM	<u>0.0</u> PPM	<u>100</u> % Open

Number of new carbon units on site:

3

Knockout unit drained?

Yes  No

Quantity drained?

40 gals

Number of knockout water drums on site:

4

Air quality monitoring conducted?

Yes  No

**Comments:**

\* Carbon changed out the follow drum was replaced with a new drum and moved to the lead position. The lead drum was moved to the pallet.

\* Between carbon after new drum: 0.0 PPM

Carbon effluent after new drum: 0.0 PPM

\* Before bleed port: water vapor on probe, could not get a reading.

**Jimmy's Dry Cleaners**  
**61 Nassau Road**  
**Roosevelt, New York**  
**Site No. 1-30-080**

Date: 2/6/2006  
 Arrival Time: 1330  
 Departure Time: 1700

Inspector: Dan Simpson, Bryan Shaw  
 Weather: 55° sunny

**System Status:**

Is system running upon arrival? Yes X No       
 Is system running upon departure? Yes X No       
 Electrical meter reading 00797, 0.09 kw  
 Inspect SVE intake filter OK X Replaced     

**SVE System:**

Bleed valve 10 % Open  
 Vacuum at blower 24 " H2O

**Location:**

	<u>Flow</u>	<u>Conc. (PID)</u>	<u>Temp</u>
Before bleed valve	<u>112.5 CFM</u>	<u>2.5 PPM</u>	<u>52.2 ° F</u>
Carbon influent	<u>128 CFM</u>	<u>1.1 PPM</u>	<u>51.9 ° F</u>
Between carbon units	<u>103 CFM</u>	<u>0 PPM</u>	<u>53.7 ° F</u>
Carbon effluent	<u>138 CFM</u>	<u>0 PPM</u>	<u>49.3 ° F</u>

**Location**

<u>Location</u>	<u>Vacuum</u>	<u>Flow</u>	<u>Conc. (PID)</u>	<u>Valve</u>
SVE-1	<u>9 " H2O</u>	<u>37.7 CFM</u>	<u>10.7 PPM</u>	<u>50 % Open</u>
SVE-2	<u>5 " H2O</u>	<u>32.9 CFM</u>	<u>0 PPM</u>	<u>100 % Open</u>
SVE-3	<u>8.9 " H2O</u>	<u>18.7 CFM</u>	<u>10.1 PPM</u>	<u>100 % Open</u>
SVE-4 * see note	<u>N/A " H2O</u>	<u>N/A CFM</u>	<u>N/A PPM</u>	<u>N/A % Open</u>
SVE-5	<u>4.7 " H2O</u>	<u>60.5 CFM</u>	<u>0 PPM</u>	<u>100 % Open</u>
SVE-6	<u>5.7 " H2O</u>	<u>102.5 CFM</u>	<u>0 PPM</u>	<u>100 % Open</u>
SVE-7	<u>5.5 " H2O</u>	<u>98.5 CFM</u>	<u>0 PPM</u>	<u>100 % Open</u>

Number of new carbon units on site: 3  
 Knockout unit drained? Yes x No       
 Quantity drained? 55 gals  
 Number of knockout water drums on site: 5  
 Air quality monitoring conducted? Yes      No x

**Comments:**

     \* under water  
      
     40 gal - 5 gal  
     knockout sampled metals  
     closed sve-4

**Jimmy's Dry Cleaners**  
**61 Nassau Road**  
**Roosevelt, New York**  
**Site No. 1-30-080**

Date: 3/15/2006  
 Arrival Time: 1100  
 Departure Time: 1300

Inspector: Dan Simpson  
 Weather: Cloudy 56\*, Windy

**System Status:**

Is system running upon arrival? Yes X No       
 Is system running upon departure? Yes X No       
 Electrical meter reading 00850  
 Inspect SVE intake filter OK X Replaced     

**SVE System:**

Bleed valve 20 % Open  
 Vacuum at blower 17 " H2O

**Location:**

	<u>Flow</u>	<u>Conc. (PID)</u>	<u>Temp</u>
Before bleed valve	<u>22.3 CFM</u>	<u>9.7 PPM</u>	<u>68.3 ° F</u>
Carbon influent	<u>158 CFM</u>	<u>0.0 PPM</u>	<u>70.4 ° F</u>
Between carbon units	<u>104 CFM</u>	<u>0.0 PPM</u>	<u>69.5 ° F</u>
Carbon effluent	<u>141 CFM</u>	<u>0.0 PPM</u>	<u>65.3 ° F</u>

**Location**

	<u>Vacuum</u>	<u>Flow</u>	<u>Conc. (PID)</u>	<u>Valve</u>
SVE-1	<u>1.6 " H2O</u>	<u>56.2 CFM</u>	<u>10.3 PPM</u>	<u>50 % Open</u>
SVE-2	<u>13.6 " H2O</u>	<u>13.6 CFM</u>	<u>0.2 PPM</u>	<u>100 % Open</u>
SVE-3	<u>0.0 " H2O</u>	<u>6.9 CFM</u>	<u>4.7 PPM</u>	<u>100 % Open</u>
SVE-4	<u>N/A " H2O</u>	<u>N/A CFM</u>	<u>N/A PPM</u>	<u>0 % Open</u>
SVE-5	<u>6.6 " H2O</u>	<u>18.3 CFM</u>	<u>0.0 PPM</u>	<u>100 % Open</u>
SVE-6	<u>0.0 " H2O</u>	<u>14.61 CFM</u>	<u>0.0 PPM</u>	<u>100 % Open</u>
SVE-7	<u>0.0 " H2O</u>	<u>13 CFM</u>	<u>0.0 PPM</u>	<u>100 % Open</u>

Number of new carbon units on site: 3  
 Knockout unit drained? Yes      No X  
 Quantity drained? N/A gals  
 Number of knockout water drums on site: 7  
 Air quality monitoring conducted? Yes X No     

**Comments:**

\* SVE-4 under surface water  
 \_\_\_\_\_  
 \_\_\_\_\_  
 \_\_\_\_\_  
 \_\_\_\_\_  
 \_\_\_\_\_

**Historical IRM Parameters**

**Attachment 2  
IRM Parameters  
NYSDEC - Jimmy's Dry Cleaners**

Sample Location	10/10/05				11/11/05				12/8/05			
	Vac (inches of water)	Flow (cfm)	PID (ppm)	Valve % Open	Vac (inches of water)	Flow (cfm)	PID (ppm)	Valve % Open	Vac (inches of water)	Flow (cfm)	PID (ppm)	Valve % Open
SVE - 1	7.0	92	69.9	30%	NS	NS	NS	NS	5.0	61.5	46.5	50%
SVE - 2	6.5	64	1.8	100%	15.0	10.1	3.4	100%	0.0	1.04	1.7	100%
SVE - 3	7.0	75.5	0.0	100%	15.0	5.65	18.3	100%	0.0	0.55	1.0	100%
SVE - 4	6.0	95	NS	100%	3.2	7.9	7.5	100%	5.0	10.3	12.3	100%
SVE - 5	5.9	33	2.4	100%	NS	0.0	NS	100%	0.0	0.73	0.3	100%
SVE - 6	5.0	92	0.0	100%	NS	1.3	NS	100%	0.0	0.0	0.1	100%
SVE - 7	2.0	113	0.4	100%	NS	7.3	NS	100%	0.0	0.0	0.1	100%
VMP - 1	NS	NS	NA	NA	NS	NS	NA	NA	NS	NS	NA	NA
Before blower	NA	88	15.5	NA	NA	80	54.2	NA	NA	29.4	19.7	NA
Influent	NA	103.5	16.2	NA	NA	94	32.6	NA	NA	136	5.0	NA
Mid	NA	101.5	0.0	NA	NA	94	0.0	NA	NA	113.5	0.1	NA
Effluent	NA	103.5	0.0	NA	NA	130	0.0	NA	NA	150	0.0	NA
Carbon changeout performed (2 vessels).				Carbon changeout performed (2 vessels).				Carbon changeout performed (2 vessels).				

**Notes:**

- NS = Not sampled, well head not accessible.
- NA = Not applicable.
- Influent = Before carbon.
- Mid = Between carbon.
- Over = Greater than meter capacity.



OBRIEN & GORE

Attachment 2  
IRM Parameters  
NYSDEC - Jimmy's Dry Cleaners

Sample Location	8/4/05				9/13/05			
	Vac (inches of water)	Flow (cfm)	PID (ppm)	Valve % Open	Vac (inches of water)	Flow (cfm)	PID (ppm)	Valve % Open
SVE - 1	5.12	82.5	46.9	10%	4.3	34.3	12.8	30%
SVE - 2	NS	NS	NS	NA	NS	NS	NS	NA
SVE - 3	5.10	214	9.2	100%	4.0	33.1	23.5	100%
SVE - 4	6.2	192	0.0	100%	5.0	68.0	4.6	100%
SVE - 5	NS	NS	NS	NA	3.25	70.5	0.5	100%
SVE - 6	4.15	188	0.0	100%	3.1	27.2	0.7	100%
SVE - 7	4.13	137.5	0.0	100%	3.0	25.3	1.3	100%
VMP - 1	NS	NS	NS	NA	NS	NS	NS	NA
Before blower	NA	380	7.9	NA	NA	95	26.6	NA
Influent	NA	390	5.4	NA	NA	116	23.3	NA
Mid	NA	354	3.1	NA	NA	97.5	18.8	NA
Effluent	NA	461	0.0	NA	NA	130	0.9	NA

Notes:

NS = Not sampled, well head not accessible.

NA = Not applicable.

Influent = Before carbon.

Mid = Between carbon.

Over = Greater than meter capacity.



OBRIEN & GERE

**Attachment 2  
IRM Parameters  
NYSDEC - Jimmy's Dry Cleaners**

Sample Location	4/28/05					5/31/05					6/15/05				
	Vac (Inches of water)	Flow (cfm)	PID (ppm)	Valve % Open		Vac (Inches of water)	Flow (cfm)	PID (ppm)	Valve % Open		Vac (Inches of water)	Flow (cfm)	PID (ppm)	Valve % Open	
SVE - 1	6.0	48	93.3	25%		>5	7.25	84.6	10%		6.0	50	89.4	25%	
SVE - 2	6.0	11	0	100%		4.5	8.8	0	100%		6.0	10.5	0	100%	
SVE - 3	6.0	25	12.8	100%		4.8	19.5	14	100%		6.0	30	5.9	100%	
SVE - 4	6.0	50	0	100%		4.8	45.6	0.2	100%		6.0	55	0	100%	
SVE - 5	4.6	45	0	80%		NS	NS	NS	100%		4.8	51	0	80%	
SVE - 6	3.8	31.5	0	100%		4.3	23	0	100%		4.5	36.3	0	100%	
SVE - 7	3.5	10.8	0	100%		4.1	15	0	100%		4.5	13.6	0	100%	
VMP - 1	NS	NS	NS	NA		NS	NS	NS	NA		NS	NS	NS	NA	
Before blower	NA	68	8.5	NA		NA	60.5	7.7	NA		NA	71.5	10.2	NA	
Influent	NA	98	4.7	NA		NA	98	3.1	NA		NA	102	5.2	NA	
Mid	NA	76	0	NA		NA	89	0	NA		NA	88.2	0	NA	
Effluent	NA	128	0	NA		NA	143	0	NA		NA	131	0	NA	

Notes:  
 NS = Not sampled, well head not accessible.  
 NA = Not applicable.  
 Influent = Before carbon.  
 Mid = Between carbon.  
 Over = Greater than meter capacity.



OBRIEN & GERE

Attachment 2  
IRM Parameters  
NYSDEC - Jimmy's Dry Cleaner

Sample Location	March 2, 2005				March 22, 2005				March 23, 2005			
	Vac (inches of water)	Flow (cfm)	PID (ppm)	Valve % Open	Vac (inches of water)	Flow (cfm)	PID (ppm)	Valve % Open	Vac (inches of water)	Flow (cfm)	PID (ppm)	Valve % Open
SVE - 1	NS	NS	NS	NS	7.0	26.1	128.0	10%	5.0	7.15	NA	10%
SVE - 2	3.5	12.3	1.6	100%	0.0	0.5	2.6	100%	4.0	12.70	NA	100%
SVE - 3	NS	NS	NS	100%	3.0	19.5	11.5	100%	NA	NA	NA	100%
SVE - 4	4.0	25.5	16.4	100%	5.5	34.2	23.5	100%	4.5	39.2	NA	100%
SVE - 5	3.0	13.0	0.6	100%	0.0	0.2	0.0	100%	3.3	18.20	NA	100%
SVE - 6	2.00	10.80	0.0	100%	0.0	0.13	0.0	100%	3.00	7.60	NA	100%
SVE - 7	2.50	10.70	0.0	100%	0.0	0.13	0.0	100%	3.00	17.00	NA	100%
VMP - 1	NS	NS	NS	NA	NS	NS	NS	NA	NS	NS	NS	NA
Before blower	NA	214.0	124.2	NA	NA	210.0	25.5	NA	NA	NA	NA	NA
Influent	NA	114.0	10.4	NA	NA	113.0	8.4	NA	NA	NA	NA	NA
Mid	NA	88.0	0.80	NA	NA	88.0	1.8	NA	NA	NA	NA	NA
Effluent	NA	113.0	0.0	NA	NA	117.0	0.0	NA	NA	NA	NA	NA

Following carbon vessel change out.		
Before blower	Over	17.2
Influent		110.0
Mid		91.5
Effluent		121.0

Notes:

NS = Not sampled, well head not accessible.

NA = Not applicable.

Influent = Before carbon.

Mid = Between carbon.

Over = Greater than meter capacity.



Attachment 2  
IRM Parameters  
NYSDEC - Jimmy's Dry Cleaner

Sample Location	February 10, 2005			February 17, 2005			February 22, 2005					
	Vac (inches of water)	Flow (cfm)	PID (ppm)	Valve % Open	Vac (inches of water)	Flow (cfm)	PID (ppm)	Valve % Open	Vac (inches of water)	Flow (cfm)	PID (ppm)	Valve % Open
SVE - 1	6.0	17.5	29.9	10%	6.0	16.8	30.1	10%				
SVE - 2	1.8	3.1	0.0	100%	1.8	2.97	0.0	100%				
SVE - 3	2.0	2.6	11.0	100%	2.6	3.08	17.0	100%				
SVE - 4	NS	NS	NS	NS	2.0	1.7	0.8	100%				
SVE - 5	1.5	30.2	0.0	80%	1.8	35.0	0.0	80%				
SVE - 6	1.20	6.75	0.0	100%	1.5	7.05	0.0	100%				
SVE - 7	1.80	5.40	0.0	100%	2.0	5.50	0.0	100%				
VMP - 1	NS	NS	NS	NA	NS	NS	NS	NA				
Before blower	NA	30.0	2.7	NA	NA	28.5	3.7	NA				
Influent	NA	102.0	0.0	NA	NA	107.0	0.0	NA				
Mid	NA	86.5	0.00	NA	NA	82.5	0.0	NA				
Effluent	NA	104.0	0.0	NA	NA	112.0	0.0	NA				

Brief visit to confirm system operation and check for water accumulation in moisture separator.  
System OK.

Notes:  
NS = Not sampled, well head not accessible.  
NA = Not applicable.  
Influent = Before carbon.  
Mid = Between carbon.  
Over = Greater than meter capacity.

Attachment 2  
IRM Parameters  
NYSDEC - Jimmy's Dry Cleaner

Sample Location	January 20, 2005			January 27, 2005			February 2, 2005					
	Vac (inches of water)	Flow (cfm)	PID (ppm)	Valve % Open	Vac (inches of water)	Flow (cfm)	PID (ppm)	Valve % Open	Vac (inches of water)	Flow (cfm)	PID (ppm)	Valve % Open
SVE - 1					5.5	73.0	NA	10%	6.0	9.60	300.0	10%
SVE - 2					3.8	34.1	NA	100%	2.5	6.35	0.0	100%
SVE - 3					1.5	3.5	NA	100%	1.0	2.77	12.9	100%
SVE - 4					2.8	12.8	NA	100%	0.8	9.3	0.0	100%
SVE - 5					3.3	4.2	NA	100%	2.6	27.00	0.0	80%
SVE - 6					3.0	6.85	NA	100%	2.00	6.85	0.0	100%
SVE - 7					3.0	7.25	NA	100%	1.80	1.90	0.0	100%
VMP - 1					NS	NS	NS	NA	NS	NS	NS	NA
Before blower					NA	40.0	NA	NA	NA	200.0	57.3	NA
Influent					NA	130.0	NA	NA	NA	112.0	14.8	NA
Mid					NA	NA	NA	NA	NA	94.0	0.0	NA
Effluent					NA	101.0	NA	NA	NA	140.0	0.0	NA
Notes:	System shut down due to frozen moisture knockout and ice observed in trunk line.											
	Installed lag vessel, two vessels now in service.											

Notes:  
NS = Not sampled, well head not accessible.  
NA = Not applicable.  
Influent = Before carbon.  
Mid = Between carbon.  
Over = Greater than meter capacity.

Attachment 2  
IRM Parameters  
NYSDEC - Jimmy's Dry Cleaner

Sample Location	October 20, 2004				November 17, 2004				December 21, 2004			
	Vac (inches of water)	Flow (cfm)	PID (ppm)	Valve % Open	Vac (inches of water)	Flow (cfm)	PID (ppm)	Valve % Open	Vac (inches of water)	Flow (cfm)	PID (ppm)	Valve % Open
SVE - 1	5.0	13.4	133.0	25%	6.5	26.6	175.0	25%	3.5	1.89	232.0	25%
SVE - 2	NS	NS	NS	NA	NS	NS	NS	NA	2.0	17.50	1.4	100%
SVE - 3	3.0	13.9	33.2	100%	5.0	7.5	19.8	100%	2.5	3.53	19.0	100%
SVE - 4	NS	NS	NS	100%	6.0	18.7	25.5	100%	3.0	12.0	10.7	100%
SVE - 5	NS	NS	NS	100%	3.0	28.2	0.0	80%	2.3	10.30	0.0	80%
SVE - 6	4.00	8.90	0.0	100%	4.5	10.00	0.0	100%	3.00	9.38	0.0	100%
SVE - 7	4.00	8.85	0.0	100%	4.5	19.00	0.0	100%	3.00	16.20	0.0	100%
VMP - 1	NS	NS	NS	NA	NS	NS	NS	NA	NS	NS	NS	NA
Before blower	NA	218.0	23.5	NA	NA	214+	23.7	NA	NA	Over	36.2	NA
Influent	NA	89.0	7.3	NA	NA	110.0	9.0	NA	NA	97.0	11.5	NA
Mid	NA	84.5	0.10	NA	NA	97.0	0.0	NA	NA	78.0	4.1	NA
Effluent	NA	134.0	0.0	NA	NA	128.0	0.0	NA	NA	106.0	2.6	NA
Notes:												
NS = Not sampled, well head not accessible.												
NA = Not applicable.												
Influent = Before carbon.												
Mid = Between carbon.												
Over = Greater than meter capacity.												
Following carbon vessel change out.												
Following carbon vessel change out.												
Before blower												
Influent												
Mid												
Effluent												

Attachment 2  
IRM Parameters  
NYSDEC - Jimmy's Dry Cleaner

Sample Location	August 20, 2004				September 29, 2004			
	Vac (inches of water)	Flow (cfm)	PID (ppm)	Valve % Open	Vac (inches of water)	Flow (cfm)	PID (ppm)	Valve % Open
SVE - 1	7.0	43.0	153.0	25%	6.0	7.1	145.0	25%
SVE - 2	NS	NS	NS	100%	NS	NS	NS	100%
SVE - 3	4.0	23.0	75.0	100%	2.0	6.5	31.9	100%
SVE - 4	NS	NS	NS	100%	NS	NS	NS	100%
SVE - 5	NS	NS	NS	100%	NS	NS	NS	100%
SVE - 6	4.00	35.00	0.0	100%	4.60	7.90	0.0	100%
SVE - 7	4.00	18.00	0.00	100%	4.80	5.75	0.00	100%
VMP - 1	NS	NS	NS	NA	NS	NS	NS	NA
Before blower	NA	48.0	49.0	NA	NA	145.0	23.7	NA
Influent	NA	122.0	34.0	NA	NA	91.0	9.0	NA
Mid	NA	98.0	33.0	NA	NA	86.0	0.0	NA
Effluent	NA	107.0	31.0	NA	NA	127.0	0.0	NA
Notes: NS = Not sampled, well head not accessible. NA = not applicable. Influent = Before carbon. Mid = Between carbon. Effluent = After carbon.	Following carbon vessel change out.							
	Before blower	48.0	53.0	NA				
	Influent	122.0	33.0	NA				
	Mid	98.0	0.0	NA				
Effluent	107.0	0.0	NA					

**Attachment 2  
IRM Parameters  
NYSDEC - Jimmy's Dry Cleaner**

Sample Location	May 24, 2004				June 22, 2004				July 28, 2004			
	Vac (Inches of water)	Flow (cfm)	PID (ppm)	Valve % Open	Vac (inches of water)	Flow (cfm)	PID (ppm)	Valve % Open	Vac (inches of water)	Flow (cfm)	PID (ppm)	Valve % Open
SVE - 1	2.6	18.8	120.0	10%	2.0	27.0	212.0	20%	3.5	65.5	77.5	25%
SVE - 2	NS	NS	NS	100%	4.0	38.0	0.0	100%	NS	NS	NS	100%
SVE - 3	2.9	2.1	69.7	100%	3.0	19.0	83.0	100%	3.0	5.0	86.8	100%
SVE - 4	NS	NS	NS	100%	NS	NS	NS	100%	NS	NS	NS	100%
SVE - 5	NS	NS	NS	100%	NS	NS	NS	100%	NS	NS	NS	100%
SVE - 6	2.60	9.00	0.0	100%	3.00	15.00	0.0	100%	2.75	55.5	0.0	100%
SVE - 7	2.50	12.70	0.00	100%	3.00	22.00	0.00	100%	2.75	66.0	0.00	100%
VMP - 1	NS	NS	NS	NA	NS	NS	NS	NA	NS	NS	NS	NA
Before blower	NA	33.5	32.6	NA	NA	39.0	53.0	NA	NA	42.4	19.9	NA
Influent	NA	92.5	10.6	NA	NA	114.0	8.0	NA	NA	109.0	2.0	NA
Mid	NA	85.0	0.0	NA	NA	89.0	0.0	NA	NA	83.5	1.5	NA
Effluent	NA	126.0	0.0	NA	NA	91.0	0.0	NA	NA	136.0	0.0	NA
Notes: NS = Not sampled, well head not accessible. NA = not applicable. Influent = Before carbon. Mid = Between carbon. Effluent = After carbon.												
Changed SVE-1 to 20% open Changed SVE-1 to 25%												

Attachment 2  
IRM Parameters  
NYSDEC - Jimmy's Dry Cleaner

Sample Location	February 9, 2004				March 30, 2004				April 28, 2004			
	Vac (inches of water)	Flow (cfm)	PID (ppm)	Valve % Open	Vac (inches of water)	Flow (cfm)	PID (ppm)	Valve % Open	Vac (inches of water)	Flow (cfm)	PID (ppm)	Valve % Open
SVE - 1	NA	NA	NA	0%	2.0	10.0	0.0	10%	7.0	9.7	97.4	10%
SVE - 2	NS	NS	NS	100%	6.0	47.0	5.0	100%	NS	NS	NS	100%
SVE - 3	2.0	4.4	42.3	100%	5.0	30.0	60.0	100%	1.2	0.9	2.2	100%
SVE - 4	NS	NS	NS	100%	5.0	24.0	15.0	100%	6.0	17.7	7.3	100%
SVE - 5	0.1	1.0	18.8	100%	5.0	22.0	10.0	100%	NS	NS	NS	100%
SVE - 6	0.0	0.9	0.0	100%	4.0	24.0	0.0	100%	0.08	0.88	0.0	100%
SVE - 7	0.0	0.1	0.0	100%	4.0	32.0	0.0	100%	0.05	2.97	0.01	100%
VMP - 1	0.0	0.0	NA	NA	NS	NS	NA	NA	NS	NS	NA	NA
Before blower	NA	6.3	19.5	NA	NA	45.0	33.0	NA	NA	18.8	42.5	NA
Influent	NA	101.0	0.0	NA	NA	128.0	14.0	NA	NA	82.0	7.1	NA
Mid	NA	88.0	0.0	NA	NA	103.0	5.0	NA	NA	96.5	4.1	NA
Effluent	NA	133.0	0.0	NA	NA	100.0	0.0	NA	NA	130.0	1.1	NA
Notes: Carbon change out performed.												
Notes: NA = not applicable. NS = Not sampled, well head under water. Influent = Before carbon. Mid = Between carbon. Effluent = After carbon.												
Following carbon vessel change out.												
Before blower												
Influent												
Mid												
Effluent												

**Attachment 2**  
**IRM Parameters**  
**NYSDEC - Jimmy's Dry Cleaner**

Sample Location	November 24, 2003				December 17, 2003				January 6, 2004			
	Vac (inches of water)	Flow (cfm)	PID (ppm)	Valve % Open	Vac (inches of water)	Flow (cfm)	PID (ppm)	Valve % Open	Vac (inches of water)	Flow (cfm)	PID (ppm)	Valve % Open
SVE - 1	NA	NA	NA	0%	NA	NA	NA	0%	NS	NS	NS	0%
SVE - 2	4.5	4.7	67.9	100%	NS	NS	NS	100%	NS	NS	NS	100%
SVE - 3	3.5	6.9	185.0	100%	0.0	0.0	19.9	100%	NS	NS	NS	100%
SVE - 4	5.0	16.4	46.7	100%	NS	NS	NS	100%	NS	NS	NS	100%
SVE - 5	3.2	12.5	3.4	100%	NS	NS	NS	100%	NS	NS	NS	100%
SVE - 6	3.0	8.4	0.0	100%	0.0	0.0	0.0	100%	NS	NS	NS	100%
SVE - 7	2.5	10.5	0.0	100%	0.0	0.0	0.0	100%	NS	NS	NS	100%
VMP - 1	0.0	0.0	NA	NA	0.0	0.0	NA	NA	NS	NS	NS	NA
Before blower	NA	218.0	39.2	NA	NA	160.0	136.0	NA	NS	NS	NS	NA
Influent	NA	75.0	3.6	NA	NA	86.0	12.7	NA	NS	NS	NS	NA
Mid	NA	83.0	0.0	NA	NA	81.5	1.5	NA	NS	NS	NS	NA
Effluent	NA	132.0	0.0	NA	NA	126.0	0.0	NA	NS	NS	NS	NA

Notes:  
 NA = not applicable.  
 NS = not sampled due to access issues.  
 Influent = Before carbon.  
 Mid = Between carbon.  
 Effluent = After carbon.

NS = System not sampled due to maintenance, standing water in lines, changed SVE filter.

Attachment 2  
IRM Parameters  
NYSDEC - Jimmy's Dry Cleaner

Sample Location	August 26, 2003				September 24, 2003				October 21, 2003			
	Vac (inches of water)	Flow (cfm)	PID (ppm)	Valve % Open	Vac (inches of water)	Flow (cfm)	PID (ppm)	Valve % Open	Vac (inches of water)	Flow (cfm)	PID (ppm)	Valve % Open
SVE - 1	NA	NA	NA	0%	NA	NA	NA	0%	NA	NA	NA	0%
SVE - 2	NS	NS	NS	100%	5.0	10.8	1026.0	100%	NS	NS	NS	100%
SVE - 3	5.0	36.5	157.0	100%	4.0	28.1	82.5	100%	3.0	13.7	101.0	100%
SVE - 4	5.0	26.3	50.2	100%	5.0	20.2	127.0	100%	3.0	25.2	53.8	100%
SVE - 5	NS	NS	NS	100%	NS	NS	NS	100%	NS	NS	NS	100%
SVE - 6	4.0	19.0	0.0	100%	3.5	24.5	0.0	100%	2.0	27.2	0.0	100%
SVE - 7	4.0	23.6	0.0	100%	4.0	16.9	0.0	100%	2.0	24.4	0.0	100%
VMP - 1	0.0	NA	0.0	NA	0.0	NA	0.0	NA	0.0	NA	0.0	NA
Before blower	NA	120.0	43.0	NA	NA	52.0	478.0	NA	NA	101.0	46.2	NA
Influent	NA	125.0	20.2	NA	NA	119.0	139.0	NA	NA	114.0	17.0	NA
Mid	NA	102.0	0.0	NA	NA	98.5	53.0	NA	NA	97.5	0.0	NA
Effluent	NA	110.0	0.0	NA	NA	99.5	67.0	NA	NA	87.0	0.0	NA

Notes:

- NA = not applicable.
- NS = not sampled due to access issues.
- Influent = Before carbon.
- Mid = Between carbon.
- Effluent = After carbon.



**Attachment 2**  
**IRM Parameters**  
**NYSDEC - Jimmy's Dry Cleaner**

Sample Location	June 30, 2003				July 16, 2003				July 29, 2003			
	Vac (inches of water)	Flow (cfm)	PID (ppm)	Valve % Open	Vac (inches of water)	Flow (cfm)	PID (ppm)	Valve % Open	Vac (inches of water)	Flow (cfm)	PID (ppm)	Valve % Open
SVE - 1	NA	NA	NA	0%	NA	NA	NA	0%	NA	NA	NA	0%
SVE - 2	5.0	23.5	0.0	100%	NS	NS	NS	100%	5.0	15.6	0.0	100%
SVE - 3	6.0	25.0	76.8	100%	5.5	NS	3.0	100%	6.0	6.0	0.0	100%
SVE - 4	NS	NS	NS	100%	NS	NS	NS	100%	5	29.9	0	100%
SVE - 5	NS	NS	NS	100%	NS	NS	NS	100%	4.5	10.0	0.0	100%
SVE - 6	6.0	43.2	0.0	100%	4.0	NS	3.2	100%	4.0	7.6	0.0	100%
SVE - 7	5.5	19.2	0.0	100%	4.0	NS	1.6	100%	5.0	13.0	0.0	100%
VMP - 1	0.0	NA	0.0	NA	0.0	NA	0.0	NA	0.0	NA	0.0	NA
Before blower	NA	62.5	7.0	NA	NA	NS	31.0	NA	NA	65.0	34.9	NA
Influent	NA	96.0	0.0	NA	NA	NS	21.6	NA	NA	108.0	18.3	NA
Mid	NA	89.5	7.0	NA	NA	NS	22.0	NA	NA	91.5	11.5	NA
Effluent	NA	121.3	20.6	NA	NA	NS	16.4	NA	NA	121.0	7.6	NA
Notes:												
NA = not applicable.												
NS = not sampled due to access issues.												
Influent = Before carbon.												
Mid = Between carbon.												
Effluent = After carbon.												
Unable to change out carbon units due to access issues.												
Flow meter not working.												
Following carbon vessel change out.												
Before blower												
Influent												
Mid												
Effluent												

**Attachment 2**  
**IRM Parameters**  
**NYSDEC - Jimmy's Dry Cleaner**

Sample Location	May 14, 2003				May 27, 2003				June 11, 2003			
	Vac (inches of water)	Flow (cfm)	PID (ppm)	Valve % Open	Vac (inches of water)	Flow (cfm)	PID (ppm)	Valve % Open	Vac (inches of water)	Flow (cfm)	PID (ppm)	Valve % Open
SVE - 1	NA	NA	NA	0%	NA	NA	NA	0%	NA	NA	NA	0%
SVE - 2	NS	NS	NS	100%	8.5	83.0	14.5	100%	NS	NS	NS	100%
SVE - 3	>5	5.35	101.0	100%	NS	NS	NS	100%	NS	NS	NS	100%
SVE - 4	>5	15.7	35.9	100%	NS	NS	NS	100%	NS	NS	NS	100%
SVE - 5	NS	NS	NS	100%	8.0	71.5	5.6	100%	NS	NS	NS	100%
SVE - 6	>5	21.7	0.0	100%	8.0	46.8	0.0	100%	<5	23.3	0.0	100%
SVE - 7	>5	16.0	0.0	100%	8.0	25.3	0.0	100%	<5	18.3	0.0	100%
VMP - 1	0.0	NA	0.0	NA	0.0	NA	0.0	NA	0.0	NA	0.0	NA
Before blower	NA	74.5	31.6	NA	NA	140.0	35.5	NA	NA	71.5	6.6	NA
Influent	NA	104.0	17.5	NA	NA	105.0	16.2	NA	NA	81.5	0.0	NA
Mid	NA	90.5	14.6	NA	NA	25.6	26.2	NA	NA	86.5	0.0	NA
Effluent	NA	122.0	0.0	NA	NA	106.0	0.0	NA	NA	128.0	0.0	NA

Notes:  
 NA = not applicable.  
 NS = not sampled due to access issues.  
 Influent = Before carbon.  
 Mid = Between carbon.  
 Effluent = After carbon.

Attachment 2  
IRM Parameters  
NYSDEC - Jimmy's Dry Cleaner

Sample Location	April 5, 2003				April 14, 2003				May 1, 2003			
	Vac (inches of water)	Flow (cfm)	PID (ppm)	Valve % Open	Vac (inches of water)	Flow (cfm)	PID (ppm)	Valve % Open	Vac (inches of water)	Flow (cfm)	PID (ppm)	Valve % Open
SVE - 1	NA	NA	NA	0%	NA	NA	NA	0%	NA	NA	NA	0%
SVE - 2	7.5	7.2	0.5	100%	9.0	11.5	10.8	100%	NA	NA	NA	100%
SVE - 3	7.0**	9.8**	131.0**	100%	9.0	5.0	85.0	100%	8.0	22.1	89.2	100%
SVE - 4	NS	NS	NS	100%	NS	NS	NS	100%	NS	NS	NS	100%
SVE - 5	7.0	21.3	0.0	100%	NS	NS	NS	100%	NS	NS	NS	100%
SVE - 6	6.5	13.1	0.0	100%	8.0	55.0	0.0	100%	7.0	40.5	0.0	100%
SVE - 7	6.0	9.5	0.0	100%	9.0	34.0	0.0	100%	7.0	43.4	0.0	100%
VMP - 1	0.0	NA	0.0	NA	0.0	NA	0.0	NA	0.0	NA	0.0	NA
Before blower	NA	46.0	36.6	NA	NA	93.0	36.4	NA	NA	59.0	24.5	NA
Influent	NA	120.0	9.7	NA	NA	118.0	15.6	NA	NA	109.5	15.1	NA
Mid	NA	96.1	0.6	NA	NA	94.0	5.5	NA	NA	101.0	20.5	NA
Effluent	NA	105.0	0.0	NA	NA	106.0	0.0	NA	NA	111.0	0.0	NA
Changed the extraction rate at SVE-3 to 100%.												
SVE - 3	7.0	10.6	144	100%								

Notes:  
 NA = not applicable. Mid = Between carbon.  
 NS = not sampled due to access issues. Effluent = After carbon.  
 Influent = Before carbon.

**Attachment 2**  
**IRM Parameters**  
**NYSDEC - Jimmy's Dry Cleaner**

Sample Location	February 10, 2003					March 5, 2003					March 18, 2003				
	Vac (inches of water)	Flow (cfm)	PID (ppm)	Valve % Open		Vac (inches of water)	Flow (cfm)	PID (ppm)	Valve % Open		Vac (inches of water)	Flow (cfm)	PID (ppm)	Valve % Open	
SVE - 1	8.0	28.7	350.0	30%		NA	NA	NA	0%		NA	NA	NA	0%	
SVE - 2	NS	NS	NS	50%		<1	0.3	7.7	100%		2.0	3.6	0.0	100%	
SVE - 3	0.0	0.0	0.0	50%		<1	0.0	0.0	50%		2.0	4.6	46.1	50%	
SVE - 4	NS	NS	NS	100%		NS	NS	NS	100%		NS	NS	NS	100%	
SVE - 5	NS	NS	NS	100%		<1	0.2	2.7	100%		2.5	11.3	0.0	100%	
SVE - 6	0.0	0.0	0.0	100%		0.0	0.0	0.0	100%		2.5	3.9	0.0	100%	
SVE - 7	0.0	0.0	0.0	100%		0.0	0.0	0.0	100%		3.0	10.9	0.0	100%	
VMP - 1	0.0	NA	0.0	NA		0.0	NA	0.0	NA		0.0	NA	0.0	NA	
Before blower	NA	30.0	165.0	NA		NA	44.0	0.0	NA		NA	54.0	2.6	NA	
Influent	NA	15.3	109.0	NA		NA	106.0	0.0	NA		NA	113.0	0.0	NA	
Mid	NA	92.5	3.3	NA		NA	88.6	22.3	NA		NA	85.0	0.0	NA	
Effluent	NA	126.0	0.0	NA		NA	115.0	0.0	NA		NA	121.0	0.0	NA	
Close valve at SVE -1 to 0%					Open valve at SVE -2 to 100% Carbon Change out performed										

**Notes:**

NA = not applicable.

NS = not sampled due to access issues.

Influent = Before carbon.

Mid = Between carbon.

Effluent = After carbon.

Attachment 2  
IRM Parameters  
NYSDEC - Jimmy's Dry Cleaner

Sample Location	January 6, 2003				January 13, 2003				January 31, 2003			
	Vac (Inches of water)	Flow (cfm)	PID (ppm)	Valve % Open	Vac (Inches of water)	Flow (cfm)	PID (ppm)	Valve % Open	Vac (Inches of water)	Flow (cfm)	PID (ppm)	Valve % Open
SVE - 1	4.0	3.0	900.0	30%	3.0	13.0	823.0	30%	4.0	8.0	425.0	30%
SVE - 2	NS	NS	NS	50%	NS	NS	NS	50%	NS	NS	NS	50%
SVE - 3	~1.0	2.4	78.2	50%	1.25	1.10	72.0	50%	0-1	1.00	10.0	50%
SVE - 4	NS	NS	NS	100%	NS	NS	NS	100%	NS	NS	NS	100%
SVE - 5	3.0	4.1	0.0	100%	NS	NS	NS	100%	NS	NS	NS	100%
SVE - 6	~2.0	5.8	0.0	100%	3.0	8.15	0.0	100%	2-3	6.00	0.0	100%
SVE - 7	~2.0	4.6	0.0	100%	2.0	4.70	0.0	100%	2-3	5.10	0.0	100%
VMP - 1	0.0	NA	0.0	NA	0.0	NA	0.0	NA	0.0	NA	0.0	NA
Before blower	NA	40.1	180.0	NA	NA	120.0	210.0	NA	NA	17.0	525.0	NA
Influent	NA	NS	NS	NA	NA	103.0	36.0	NA	NA	115.0	38.6	NA
Mid	NA	91.0	24.0	NA	NA	93.0	12.0	NA	NA	96.0	28.0	NA
Effluent	NA	111.0	0.0	NA	NA	118.0	1.5	NA	NA	112.0	0.0	NA
<b>** = Well under water, could not bail out fast enough.</b> <b>Notes:</b> NA = not applicable. NS = not sampled due to access issues. Influent = Before carbon. Mid = Between carbon. Effluent = After carbon. Carbon change out performed.												

Attachment 2  
IRM Parameters  
NYSDEC - Jimmy's Dry Cleaner

Sample Location	November 15, 2002				December 4, 2002				December 16, 2002			
	Vac (inches of water)	Flow (cfm)	PID (ppm)	Valve % Open	Vac (inches of water)	Flow (cfm)	PID (ppm)	Valve % Open	Vac (inches of water)	Flow (cfm)	PID (ppm)	Valve % Open
SVE - 1	NA	NA	NA	0%	3.0	10.4	29.1	30%	NS	NS	NS	30%
SVE - 2	NS	NS	NS	50%	NS	NS	NS	50%	NS	NS	NS	50%
SVE - 3	~1.0	5.2	0.0	50%	2-3	17.0	225.0	50%	0.5	1.6	117.0	50%
SVE - 4	NS	NS	NS	100%	4.0	12.0	97.1	100%	1.5	1.3	126.0	100%
SVE - 5	NS	NS	NS	100%	3-4	3.2	0.0	100%	1.0	1.3	0.0	100%
SVE - 6	~2.0	11.8	0.0	100%	2.0	4.5	0.0	100%	1.0	0.5	0.0	100%
SVE - 7	~2.0	5.0	0.0	100%	2.0	4.7	0.0	100%	1.0	0.5	0.0	100%
VMP - 1	0.0	NA	0.0	NA	0.0	NA	8.7	NA	0.0	NA	0.0	NA
Before blower	NA	High	92.9	NA	NA	47.9	120.0	NA	NA	40.5	190.0	NA
Influent	NA	82.5	25.2	NA	NA	110.0	15.0	NA	NA	98.1	26.4	NA
Mid	NA	84.0	17.0	NA	NA	86.5	4.5	NA	NA	91.1	39.0	NA
Effluent	NA	126.0	0.0	NA	NA	107.5	0.0	NA	NA	132.9	0.0	NA

\*\* = Well under water, could not bail out fast enough.

Notes:

- NA = not applicable.
- NS = not sampled due to access issues.
- Influent = Before carbon.
- Mid = Between carbon.
- Effluent = After carbon.

Attachment 2  
IRM Parameters  
NYSDEC - Jimmy's Dry Cleaner

Sample Location	September 30, 2002					October 14, 2002					November 1, 2002				
	Vac (inches of water)	Flow (cfm)	PID (ppm)	Valve % Open		Vac (inches of water)	Flow (cfm)	PID (ppm)	Valve % Open		Vac (inches of water)	Flow (cfm)	PID (ppm)	Valve % Open	
SVE - 1	NA	NA	NA	0%		NA	NA	NA	0%		NA	NA	NA	0%	
SVE - 2	NS	NS	NS	50%		NS	NS	NS	50%		NS	NS	NS	50%	
SVE - 3	3-4	6.4	>2000	30%		3.5	10.8	513.0	30%		3.0	8.8	369.0	50%	
SVE - 4	2-3	24.5	1245.0	50%		4.5	38.5	109.0	50%		3.5	17.0	105.0	100%	
SVE - 5	NS	NS	NS	100%		NS	NS	NS	100%		NS	NS	NS	100%	
SVE - 6	2-3	21.1	0.0	100%		2.5	11.8	0.0	100%		<1.0	2.0	0.0	100%	
SVE - 7	2.0	8.3	0.0	100%		3.0	3.07	0.0	100%		<1.0	9.40	0.0	100%	
VMP - 1	0.0	NA	620.0	NA		0.0	NA	0.0	NA		0.0	NA	0.0	NA	
Before blower	NA	31.5	1350.0	NA		NA	40.4	95.4	NA		NA	53.0	140.0	NA	
Influent	NA	106.0	240.0	NA		NA	113.0	7.4	NA		NA	118.0	16.5	NA	
Mid	NA	94.5	144.0	NA		NA	95.0	0.0	NA		NA	97.0	10.5	NA	
Effluent	NA	114.0	0.0	NA		NA	113.0	0.0	NA		NA	102.0	0.0	NA	

Notes:  
 NA = not applicable.  
 NS = not sampled due to access issues.  
 Influent = Before carbon.  
 Mid = Between carbon.  
 Effluent = After carbon.

Carbon change out performed.

Attachment 2  
IRM Parameters  
NYSDEC - Jimmy's Dry Cleaner

Sample Location	September 12, 2002				Sept. 12, 2002 (After adjustments)				September 18, 2002			
	Vac (Inches of water)	Flow (cfm)	PID (ppm)	Valve % Open	Vac (Inches of water)	Flow (cfm)	PID (ppm)	Valve % Open	Vac (Inches of water)	Flow (cfm)	PID (ppm)	Valve % Open
SVE - 1	1.0	9.7	>2000	10%	NA	NA	NA	0%	NA	NA	NA	0%
SVE - 2	3.0	20.4	682.0	100%	2.0-3.0	12.3	668.0	50%	3.5	8.0	68.1	100%
SVE - 3	2.0-3.0	8.6	>2000	50%	2.0	6.8	>2000	30%	3.2	3.0	368.0	30%
SVE - 4	2.0-3.0	21.9	410.0	100%	3.0	17.2	276.0	50%	3.7	10.2	54.5	50%
SVE - 5	NS	NS	NS	100%	NS	NS	NS	100%	NS	NS	NS	100%
SVE - 6	2.0-3.0	14.7	0.0	100%	NS	NS	NS	100%	3.0	16.5	0.0	100%
SVE - 7	2.0-3.0	21.5	0.0	100%	NS	NS	NS	100%	3.0	8.5	0.0	100%
VMP - 1	0.0	NA	>2000	NA	NS	NA	NS	NA	0.0	NA	0.0	NA
Before blower	NA	32.8	>2000	75%	NA	30.3	626.0	75%	NA	34.0	69.2	75%
Influent	NA	98.5	711.0	NA	NA	98.0	153.0	NA	NA	106.0	16.5	NA
Mid	NA	84.5	763.0	NA	NA	78	494.0	NA	NA	94.5	48.6	NA
Effluent	NA	130.0	0.0	NA	NA	115.0	0.0	NA	NA	94.0	46.3	NA

Following carbon vessel change out.			
Before blower		36.1	67.1
Influent		110.0	16.1
Mid		94.5	43.7
Effluent		104.0	0.0

Notes:  
 NA = not applicable.  
 NS = not sampled due to access issues.  
 Influent = Before carbon.  
 Mid = Between carbon.  
 Effluent = After carbon.



Attachment 2  
IRM Parameters  
NYSDEC - Jimmy's Dry Cleaner

Sample Location	August 27, 2002				September 5, 2002				September 5, 2002			
	Vac (inches of water)	Flow (cfm)	PID (ppm)	Valve % Open	Vac (inches of water)	Flow (cfm)	PID (ppm)	Valve % Open	Vac (inches of water)	Flow (cfm)	PID (ppm)	Valve % Open
SVE - 1	4.0	18.0	1098.0	25%	4.0	19.8	>2000	15%	NS	NS	NS	10%
SVE - 2	4.0	12.5	93.2	100%	5.0	10.5	576.0	100%	NS	NS	NS	100%
SVE - 3	4.0	16.5	425.0	50%	3.0	11.5	>2000	50%	NS	NS	NS	50%
SVE - 4	4.0	20.6	33.2	100%	5.0	26.5	385.0	100%	NS	NS	NS	100%
SVE - 5	NS	NS	NS	100%	NS	NS	NS	100%	NS	NS	NS	100%
SVE - 6	4.0	23.4	0.0	100%	3.0	10.1	0.0	100%	NS	NS	NS	100%
SVE - 7	3.0	6.5	0.0	100%	3.0	7.5	0.0	100%	NS	NS	NS	100%
VMP - 1	0.0	NA	116.0	NA	0.0	NA	1220.0	NA	Open bleed air valve to 75%.	Open bleed air valve to 75%.	>2000	75%
Before blower	NA	57.0	193.0	65%	NA	43.5	>2000	65%	NA	35.2	>2000	75%
Influent	NA	103.0	90.3	NA	NA	103.0	1150.0	NA	NA	104.0	615.0	NA
Mid	NA	83.0	69.6	NA	NA	76.0	915.0	NA	NA	78.0	850.0	NA
Effluent	NA	128.0	0.0	NA	NA	99.5	0.0	NA	NA	101.0	0.0	NA
Carbon change out performed.												

Notes:  
 NA = not applicable.  
 NS = not sampled due to access issues.  
 Influent = Before carbon.  
 Mid = Between carbon.  
 Effluent = After carbon.

**Attachment 2**  
**IRM Parameters**  
**NYSDEC - Jimmy's Dry Cleaner**

Sample Location	August 7, 2002			August 12, 2002			August 21, 2002					
	Vac (inches of water)	Flow (cfm)	PID (ppm)	Valve % Open	Vac (inches of water)	Flow (cfm)	PID (ppm)	Valve % Open	Vac (inches of water)	Flow (cfm)	PID (ppm)	Valve % Open
SVE - 1	7.0	30.0	326.0	100%	3.5	18.8	449.0	25%	7.0	31.7	925.0	25%
SVE - 2	6.0	10.0	64.4	100%	4.0	9.5	32.4	100%	7.0	17.9	68.9	100%
SVE - 3	5.5	25.0	695.0	100%	4.0	17.7	221.0	50%	7.0	23.0	521.0	50%
SVE - 4	6.0	39.0	36.4	100%	5.0	34.5	28.0	100%	8.0	25.2	37.1	100%
SVE - 5	NS	NS	NS	100%	NS	NS	NS	100%	NS	NS	NS	100%
SVE - 6	5.0	17.0	0.0	100%	4.0	20.5	0.0	100%	6.0	11.4	0.0	100%
SVE - 7	5.0	10.5	0.0	100%	4.0	22.0	0.0	100%	6.0	9.3	0.0	100%
VMP - 1	0.0	NA	283.0	NA	0.0	NA	50.6	NA	0.0	NA	NS	NA
Before blower	NA	98.0	157.0	NA	NA	80.0	132.0	50%	NA	73.5	178.0	50%
Influent	NA	113.0	162.0	NA	NA	105.0	96.5	NA	NA	115.0	145.0	NA
Mid	NA	97.5	0.0	NA	NA	99.0	0.0	NA	NA	102.0	163.0	NA
Effluent	NA	110.0	0.0	NA	NA	110.0	0.0	NA	NA	108.0	0.0	NA
Open bleed air valve 10%.												
Before blower	NA	95.0	156.0	NA								
Influent	NA	113.0	143.0	NA								
Mid	NA	95.0	0.0	NA								
Effluent	NA	104.0	0.0	NA								

Notes:  
 NA = not applicable. Mid = Between carbon.  
 NS = not sampled due to access issues. Effluent = After carbon.  
 Influent = Before carbon.

**Historical Indoor Air Quality Data**

**Attachment 3**  
**Indoor Air Quality Data**  
**NYSDEC - Jimmy's Dry Cleaners**  
**61 Nassau Road, Roosevelt, New York**

Sample Location	Units	NYSDOH			
		Guidance Value	6/15/05	9/13/05	12/8/05
KFC - Kitchen	µg/m <sup>3</sup>	100	6.7	5.5	4.3
DUPA (KFC)	µg/m <sup>3</sup>	100	17	5.2	4.0
40 Dutchess (Bsmt. Bdrm/baby rm)	µg/m <sup>3</sup>	100	12	1.2	11
Deli - Front Room	µg/m <sup>3</sup>	100	29	6.2	39
44 Dutchess (Jackson Bsmt./Family Rm)	µg/m <sup>3</sup>	100	17	6.4	<0.7
Backgound	µg/m <sup>3</sup>	100	11	1.4	<0.7

**Notes:**

**Bold = Value exceeds NYSDOH guidance value.**  
**KFC = 497 North Main Street.**  
**All samples were sampled for Tetrachloroethene by NYSDOH Method 311-9.**  
**NYSDOH Guidance Value references NYSDOH's "Tetrachloroethene in Indoor and Outdoor Air", May, 2003.**

NS = Not sampled.  
NA = Data not available.  
ND = Non - Detect.  
(PL) = value detected less than the reported value.



**O'BRIEN & GERE**

**Attachment 3**  
**Indoor Air Quality Data**  
**NYSDEC - Jimmy's Dry Cleaner**  
**61 Nassau Road, Roosevelt, New York**

Sample Location	Units	NYSDOH									
		Guidance Value	9/23/03	3/30/04	6/22/04	9/30/04	12/21/04	3/22/05			
KFC - Kitchen	ug/m <sup>3</sup>	10	5.9	5.5	4.3	19	6.2	8.8			
40 Dutchess (Bsmt. Living. Rm)	ug/m <sup>3</sup>	10	NS	NS	NS	NS	NS	NS			
40 Dutchess (Bsmt. Bdrm/baby rm)	ug/m <sup>3</sup>	10	6.2	10.0	6.2	2.8	4.0	6.4			
40 Dutchess (Kitchen/First Floor)	ug/m <sup>3</sup>	10	NS	NS	NS	NS	NS	NS			
Deli - Front Room	ug/m <sup>3</sup>	10	26	14.0	54	27	31	36			
Deli - Storage Room (Back)	ug/m <sup>3</sup>	10	NS	NS	NS	NS	NS	NS			
DUPA (KFC)	ug/m <sup>3</sup>	10	NS	5.2	7.1	20	5.7	9.0			
Dupe 1 (Deli - Front Room)	ug/m <sup>3</sup>	10	NS	NS	NS	NS	NS	NS			
Dupe 2 (40 Dutchess.Bsmt)	ug/m <sup>3</sup>	10	NS	NS	NS	NS	NS	NS			
Dupe 3 (Deli - Front Room)	ug/m <sup>3</sup>	10	NS	NS	NS	NS	NS	NS			
Dupe 4 (KFC)	ug/m <sup>3</sup>	10	5.2	NS	NS	NS	NS	NS			
44 Dutchess (Jackson Bsmt./Family Rm)	ug/m <sup>3</sup>	10	NS	5.0	NS	5.2	NS	5.9			
44 Dutchess (First Floor/Kitchen)	ug/m <sup>3</sup>	10	NS	NS	NS	NS	NS	NS			
34 Dutchess (Bsmt. Rec Room)	ug/m <sup>3</sup>	10	NS	3.6	NS	NS	NS	NS			
34 Dutchess (Bsmt. Bdrm)	ug/m <sup>3</sup>	10	NS	NS	NS	NS	NS	NS			
34 Dutchess (First Floor/Kitchen)	ug/m <sup>3</sup>	10	NS	NS	NS	NS	NS	NS			
MSUP - Bid. 1 Basement, store room	ug/m <sup>3</sup>	10	NS	NS	NS	NS	NS	NS			
MSUP - Bid. 1 First floor, southwest corner	ug/m <sup>3</sup>	10	NS	NS	NS	NS	NS	NS			
MSUP - Bid. First floor, northwest corner	ug/m <sup>3</sup>	10	NS	NS	NS	NS	NS	NS			
MSUP - Bid. 2 First floor, front room	ug/m <sup>3</sup>	10	NS	NS	NS	NS	NS	NS			
MSUP - Bid. 2 First floor, rear room	ug/m <sup>3</sup>	10	NS	NS	NS	NS	NS	NS			
MSUP - Bid. 3 Basement, computer room	ug/m <sup>3</sup>	10	NS	NS	NS	NS	NS	NS			
MSUP - Bid. 3 First floor, office	ug/m <sup>3</sup>	10	NS	NS	NS	NS	NS	NS			
MSUP - Play area southwest of Bid. 1	ug/m <sup>3</sup>	10	NS	NS	NS	NS	NS	NS			
Background	ug/m <sup>3</sup>	10	6.2	4.8	4.3	4.0	4.8	4.2			

**Notes:**

Bold = Value exceeds NYSDOH guidance value.  
 MSUP = Miss Shelly's School - 66 Nassau Road.  
 KFC = 497 North Main Street.  
 All samples were sampled for Tetrachloroethene by NYSDOH Method 311-9.  
 NYSDOH Guidance Value references NYSDOH's "Tetrachloroethene in Indoor and Outdoor Air", May, 2003.  
 NS = Not sampled.  
 NA = Data not available.  
 ND = Non - Detect.  
 (PL) = value detected less than the reported value.  
 5 (PL)/5 (PL) = Indicates that the NCDOH collected a duplicate sample from this location.

**Attachment 3**  
**Indoor Air Quality Data**  
**NYSDEC - Jimmy's Dry Cleaner**  
**61 Nassau Road, Roosevelt, New York**

Sample Location	Units	NYSDOH					5/1/03
		Guidance Value	7/1/02	11/25/02	1/13/03	3/5/03	
KFC - Kitchen	ug/m <sup>3</sup>	10	NS	18	6.4	3.3	42
40 Dutchess (Bsmt. Living. Rm)	ug/m <sup>3</sup>	10	5 (PL)	NS	NS	NS	NS
40 Dutchess (Bsmt. Bdrm/baby rm)	ug/m <sup>3</sup>	10	5	1.0	5.2	24	NS
40 Dutchess (Kitchen/First Floor)	ug/m <sup>3</sup>	10	NS	NS	NS	NS	NS
Deli - Front Room	ug/m <sup>3</sup>	10	230	67	48	119	69
Deli - Storage Room (Back)	ug/m <sup>3</sup>	10	NS	NS	NS	NS	NS
DUPA (KFC)	ug/m <sup>3</sup>	10	NS	NS	NS	NS	NS
Dupe 1 (Deli - Front Room)	ug/m <sup>3</sup>	10	NS	NS	49	NS	NS
Dupe 2 (40 Dutchess.Bsmt)	ug/m <sup>3</sup>	10	NS	NS	NS	20	NS
Dupe 3 (Deli - Front Room)	ug/m <sup>3</sup>	10	NS	NS	NS	NS	69
Dupe 4 (KFC)	ug/m <sup>3</sup>	10	NS	NS	NS	NS	NS
44 Dutchess (Jackson Bsmt./Family Rm)	ug/m <sup>3</sup>	10	14	7.4	NS	2.6	NS
44 Dutchess (First Floor/Kitchen)	ug/m <sup>3</sup>	10	5 (PL)	NS	NS	NS	NS
34 Dutchess (Bsmt. Rec Room)	ug/m <sup>3</sup>	10	NS	NS	NS	NS	NS
34 Dutchess (Bsmt. Bdrm)	ug/m <sup>3</sup>	10	NS	NS	NS	NS	NS
34 Dutchess (First Floor/Kitchen)	ug/m <sup>3</sup>	10	NS	NS	NS	NS	NS
MSUP - Bld. 1 Basement, store room	ug/m <sup>3</sup>	10	NS	NS	NS	NS	NS
MSUP - Bld. 1 First floor, southwest corner	ug/m <sup>3</sup>	10	NS	NS	NS	NS	NS
MSUP - Bld. First floor, northwest corner	ug/m <sup>3</sup>	10	NS	NS	NS	NS	NS
MSUP - Bld. 2 First floor, front room	ug/m <sup>3</sup>	10	NS	NS	NS	NS	NS
MSUP - Bld. 2 First floor, rear room	ug/m <sup>3</sup>	10	NS	NS	NS	NS	NS
MSUP - Bld. 3 Basement, computer room	ug/m <sup>3</sup>	10	NS	NS	NS	NS	NS
MSUP - Bld. 3 First floor, office	ug/m <sup>3</sup>	10	NS	NS	NS	NS	NS
MSUP - Play area southwest of Bld. 1	ug/m <sup>3</sup>	10	NS	NS	NS	NS	NS
Background	ug/m <sup>3</sup>	10	NS	1.7	2.4	4.0	15

**Notes:**

Bold = Value exceeds NYSDOH guidance value.  
MSUP = Miss Shelly's School - 66 Nassau Road.  
KFC = 497 North Main Street.  
All samples were sampled for Tetrachloroethene by NYSDOH Method 311-9.  
NYSDOH Guidance Value references NYSDOH's "Tetrachloroethene in Indoor and Outdoor Air", May, 2003.

NS = Not sampled.  
NA = Data not available.  
ND = Non - Detect.  
(PL) = value detected less than the reported value.  
5 (PL)/5 (PL) = Indicates that the NCDOH collected a duplicate sample from this location.

**Attachment 3**  
**Indoor Air Quality Data**  
**NYSDEC - Jimmy's Dry Cleaner**  
**61 Nassau Road, Roosevelt, New York**

Sample Location	Units	NYSDOH						
		Guidance Value	9/29/98	1/5/99	8/17/00	8/28/01	5/9/02	
KFC - Kitchen	ug/m <sup>3</sup>	10	NS	NS	NS	10	70	
40 Dutchess (Bsmt. Living. Rm)	ug/m <sup>3</sup>	10	NS	NS	NS	5 (PL)	NS	
40 Dutchess (Bsmt. Bdrm/baby rm)	ug/m <sup>3</sup>	10	NS	NS	NS	5 (PL)	490	
40 Dutchess (Kitchen/First Floor)	ug/m <sup>3</sup>	10	NS	NS	NS	5 (PL)	280	
Deli - Front Room	ug/m <sup>3</sup>	10	1250/1400	400/400	510/480	108	900/870	
Deli - Storage Room (Back)	ug/m <sup>3</sup>	10	930/970	400/400	490/480	NS	NS	
DUPA (KFC)	ug/m <sup>3</sup>	10	NS	NS	NS	NS	NS	
Dupe 1 (Deli - Front Room)	ug/m <sup>3</sup>	10	NS	NS	NS	NS	NS	
Dupe 2 (40 Dutchess. Bsmt)	ug/m <sup>3</sup>	10	NS	NS	NS	NS	NS	
Dupe 3 (Deli - Front Room)	ug/m <sup>3</sup>	10	NS	NS	NS	NS	NS	
Dupe 4 (KFC)	ug/m <sup>3</sup>	10	NS	NS	NS	NS	NS	
44 Dutchess (Jackson Bsmt./Family Rm)	ug/m <sup>3</sup>	10	NS	NS	NS	NS	NS	
44 Dutchess (First Floor/Kitchen)	ug/m <sup>3</sup>	10	NS	NS	NS	NS	NS	
34 Dutchess (Bsmt. Rec Room)	ug/m <sup>3</sup>	10	NS	NS	NS	5 (PL)/5 (PL)	NS	
34 Dutchess (Bsmt. Bdrm)	ug/m <sup>3</sup>	10	NS	NS	NS	5 (PL)	NS	
34 Dutchess (First Floor/Kitchen)	ug/m <sup>3</sup>	10	NS	NS	NS	5 (PL)	NS	
MSUP - Bid. 1 Basement, store room	ug/m <sup>3</sup>	10	NS	NS	NS	ND	ND	
MSUP - Bid. 1 First floor, southwest corner	ug/m <sup>3</sup>	10	NS	NS	NS	ND/ND	5 (PL)	
MSUP - Bid. First floor, northwest corner	ug/m <sup>3</sup>	10	NS	NS	NS	ND	5 (PL)	
MSUP - Bid. 2 First floor, front room	ug/m <sup>3</sup>	10	NS	NS	NS	ND	5 (PL)	
MSUP - Bid. 2 First floor, rear room	ug/m <sup>3</sup>	10	NS	NS	NS	ND	ND	
MSUP - Bid. 3 Basement, computer room	ug/m <sup>3</sup>	10	NS	NS	NS	ND	5 (PL)/5 (PL)	
MSUP - Bid. 3 First floor, office	ug/m <sup>3</sup>	10	NS	NS	NS	ND	ND	
MSUP - Play area southwest of Bid. 1	ug/m <sup>3</sup>	10	NS	NS	NS	ND/ND	5 (PL)	
Background	ug/m <sup>3</sup>	10	NS	NS	NS	NA	NA	

Notes:  
**Bold = Value exceeds NYSDOH guidance value.**  
MSUP = Miss Shelly's School - 66 Nassau Road.  
KFC = 497 North Main Street.  
All samples were sampled for Tetrachloroethene by NYSDOH Method 311-9.  
NYSDOH Guidance Value references NYSDOH's "Tetrachloroethene in Indoor and Outdoor Air", May, 2003.  
NS = Not sampled.  
NA = Data not available.  
ND = Non - Detect.  
(PL) = value detected less than the reported value.  
5 (PL)/5 (PL) = Indicates that the NCDOH collected a duplicate sample from this location.

**Indoor Air Analytical**



Mr. Mark Dent  
O'Brien & Gere Engineers, Inc.  
5000 Brittonfield Parkway  
P.O. Box 4873  
Syracuse, NY 13221

March 23, 2006

DOH ELAP# 11626

Account# 10864

Login# L130631

Dear Mr. Dent:

Enclosed are the analytical results of the samples received by our laboratory March 16, 2006. All test results meet the quality control requirements of AIHA and NELAC unless otherwise stated in this report.


Results in this report are based on the sampling data provided by the client and refer only to items tested. Unless otherwise requested, all samples will be discarded 14 days from the date of this report.

Please contact your client service representative, Charlene Moser at (888) 432-5227, if you would like any additional information regarding this report.

Thank you for using Galson Laboratories.

Sincerely,

**Galson Laboratories**



F. Joseph Unangst  
Laboratory Director

Enclosure(s)

# Galson Laboratories

6601 Kirkville Rd. E. Syracuse, NY 13057

## LABORATORY ANALYSIS REPORT

Client : O'Brien & Gere Engineers, Inc.  
 Site : Jimmy's Cleaners  
 Project No. : Jimmy's Cleaners

Date Sampled : 14-MAR-06  
 Date Received : 16-MAR-06  
 Date Analyzed : 20-MAR-06

Account No.: 10864  
 Login No. : L130631

### Perchloroethylene

Sample ID	Lab ID	Time minutes	Total ug	Conc ug/m3
JIMMY'S G	L130631-1	1410	<0.06	<1.4
JIMMY'S J	L130631-2	1460	0.14	3.3
JIMMY'S AMBIENT	L130631-3	1400	<0.06	<1.5
JIMMY'S KFC	L130631-4	1400	0.35	8.6
JIMMY'S X-1	L130631-5	1400	0.35	8.6
LAB BLANK	L130631-6	NA	<0.06	NA

COMMENTS: Results corrected for a desorption efficiency of 103% in the ppm calculation.

Level of quantitation: 0.06 ug  
 Analytical Method : mod. NYS DOH 311-9  
 OSHA PEL (TWA) : NA  
 Collection Media : M3M-3500

Submitted by: lef  
 Approved by : dk  
 Date : 23-MAR-06 NYS DOH # : 11626  
 QC by: Joe Unangst

< -Less Than mg -Milligrams m3 -Cubic Meters kg -Kilograms  
 > -Greater Than ug -Micrograms l -Liters , NS -Not Specified  
 NA -Not Applicable ND -Not Detected ppm -Parts per Million