



ERM

295 Madison Avenue
Suite 8A
New York, NY 10017

T +1 (631) 756-8900

erm.com

Mr. Josiah Johnson
Remedial Project Manager
Fulton Avenue Superfund Site
New York Remediation Branch
USEPA Region II
290 Broadway, 20th Floor
New York, NY 10007-1866

DATE
19 October 2023

SUBJECT
Third Quarter 2023 Progress Report
150 Fulton Avenue NPL Site - Operable Unit I
USEPA Consent Judgment No. CV-09-3917
DOJ Ref. No. 90-11-2-09329
Garden City Park Industrial Site NYSDEC#130073

REFERENCE
0560713

Dear Mr. Johnson:

On behalf of Genesco Inc. (Settling Defendant), this letter transmits the Third Quarter 2023 (July – September) Progress Report for the Fulton Avenue Superfund Site (Site).

OPERABLE UNIT 1 REMEDIAL DESIGN & INTERIM REMEDIAL ACTION

During the reporting period, remedial action (RA) activities continued as specified in the U.S. Environmental Protection Agency's (EPA) 30 September 2015 Amended Operable Unit One (OU1) Record of Decision (ROD) for the Site. The OU1 Remedial Design (RD) and RA activities (the Work) are being implemented in accordance with the 2016 OU1 Consent Judgment (2016 CJ) and 2016 OU1 Statement of Work (2016 SOW) approved by the Court on 15 August 2016, and the EPA-approved 2017 OU1 RD Work Plan.

During 2016-2018, remedial design (RD) activities were completed and concluded with EPA's approval of the OU1 RD Report on 25 March 2019. During 2019-2020, an OU1 Remedial Action (RA) Report was prepared, submitted to, and approved by EPA on 13 November 2020. Remaining OU1 RA activities for which the Settling Defendant is responsible are:

- Long-term groundwater monitoring and reporting (**Table 1 & Figure 1**) and maintenance of the associated groundwater monitoring wells; and
- The sub-slab depressurization/venting system (SSDS) at the 150 Fulton Avenue property.

The Incorporated Village of Garden City (VGC) operates public supply Well Nos. 13 & 14 and the associated air stripper treatment systems, which are not under the Settling Defendant's control.

Long-Term Groundwater Monitoring

The long-term groundwater monitoring program commenced in September 2017 following EPA approval of the OU1 RD Work Plan, and is currently being implemented in accordance with the:

- 2016 CJ;
- Schedule provided in Attachment 1 of the 2016 SOW: Monitoring Well Sampling Program (see attached **Table 1**);
- EPA-approved 2017 Quality Assurance Project Plan (QAPP) for the Site; and
- OU1 RA Schedule (**Figure 3** of the OU1 Site Management Plan {SMP}).

Long-term groundwater monitoring well network locations are shown on the map presented as **Figure 1**.

The twelfth sampling event was completed during 28 August – 1 September 2023 that included the collection of eighteen (18) groundwater samples (plus quality assurance/quality control (QA/QC) samples) using low-flow sampling methodologies from the following monitoring wells:

- Group 1 (18 wells): GCP-01/01D, 08, 15S, 18S/18D, MWs- 15 A-B, 20 A-C, 22 A-C, & 23 A-D

During the reporting period, the August/September 2023 groundwater sample laboratory data deliverables were received and validated by a third-party data validation contractor (Environmental Data Services, Inc.). The Data Usability Summary Report (DUSR) with Form 1 reporting sheets is presented in **Attachment 1**. All data were deemed usable with minor qualification. The corresponding full laboratory data deliverable packages are provided to EPA with this transmittal in Adobe PDF format as a separate WinZip compressed format bundle file.

The validated data are summarized in **Table 2**, where concentrations of detected compounds are **bolded** and are compared to the associated compound-specific New York State Groundwater Quality Standards or Guidance Values (GWQS or GV) for Class GA (potable groundwater) as listed in **Table 2**. Concentrations exceeding their respective GWQSs or GVs are **shaded**.

Table 3 presents an updated historic groundwater sampling result data summary of tetrachloroethene (PCE), trichloroethene (TCE) and 1,2-dichloroethene (1,2-DCE) concentrations in each well.

Detected concentrations of PCE, TCE and 1,2-DCE in the August/September 2023 groundwater samples are summarized below. Note that incremental letters A, B, C, indicate increasing depth and “-” indicates: Not Detected.

Well	Screen Depth Interval (Feet)	PCE (µg/L)	TCE (µg/L)	1,2-DCE (µg/L)
GCP01	49 – 59	1.8	1.2	8
GCP01D	105 – 115	0.95 J	-	-
GCP08	50 – 60	19.5	9.9	38.2
GCP15S	36 – 56	-	-	-

Well	Screen Depth Interval (Feet)	PCE (µg/L)	TCE (µg/L)	1,2-DCE (µg/L)
GCP18D	113 – 123	-	-	-
GCP18S	39 – 54	-	-	-
MW15A	140 – 150	0.62 J	-	0.6 J
MW15B	350 – 360	2.2	-	-
MW20A	140 – 150	-	-	-
MW20B	244 – 254	- / -	- / -	- / -
MW20C	400 – 410	0.88 J	5.1	-
MW22A	120 – 130	-	-	-
MW22B	270 – 280	-	-	-
MW22C	310 – 320	-	-	-
MW23A	260 – 270	-	1.9	-
MW23B	344 – 354	-	-	-
MW23C	398 – 408	-	-	-
MW23D	442 – 452	-	0.56 J	-

J = Estimated value. The compound was detected at a concentration below the reporting limit (RL), but greater than the laboratory method detection limit. Blind duplicate results are presented for MW20B.

Updated plots of PCE, TCE, 1,2-DCE versus time for each well are presented in **Attachment 2**.

150 Fulton Avenue Sub-Slab Depressurization System (SSDS)

Monthly drive-by checks confirm the SSDS fan continues to operate.

VGC Water Supply Well Monitoring

The VGC continued operations and maintenance (O&M), monitoring and protection (treatment) of VGC public supply Well Nos. 13 & 14. The VGC provided a new set of sampling results and pumpage records for VGC water supply Well Nos. 9, 13 and 14 for the period of July 2023 – September 2023.

The new data were incorporated into the existing database and used to update corresponding charts for the Well Nos. 13 & 14 showing PCE and TCE concentrations versus time, and historic monthly pumpage versus time to evaluate recent contaminant concentration trends depicted in the same. The updated charts for Well Nos. 13 & 14 are presented as **Figures 2 & 3**, respectively.

The pumpage records indicate Well No. 14 was used as the primary supply well during July 2023 – September 2023. According to the VGC, influent (raw) water samples were

collected from all three supply wells during July 2023 – September 2023. Nearby Well No. 9 was operated regularly during July 2023 – September 2023.

Figure 4 presents average concentrations of PCE and TCE (and the corresponding PCE/TCE ratio) for Well Nos. 9 & 13 by year (2001 – 2022), and plots of average annual PCE and TCE concentrations versus time for each of well for comparison. Note that the plots for Well No. 14 have not been updated due to this well not being sampled during 2022, and those plots are shown for 2001 – 2021.

The data and resultant plots indicate that concentrations of PCE have fluctuated over time since 2007, but both maximum observed and annual average concentrations of PCE have been declining over time in Well Nos. 13 & 14. Concentrations of TCE have been declining in Well No. 13 and are beginning to decline in Well No. 14. A brief summary that puts the relative concentrations in perspective is presented in the table below.

VGC Well	Dominant Compound Historic High	2007 Average (µg/L)	2022 Average (µg/L)	Difference of Averages	% Change of Averages
No. 13 (N-07058)	6/4/2007				
PCE	1,020	722.6	288.3	-434.3	-60%
TCE	91.5	90.0	31.4	-58.6	-65%
VGC Well	Dominant Compound Historic High	2007 Average (µg/L)	2021 Average (µg/L)	Difference of Averages	% Change of Averages
No. 14 (N-08339)	10/27/2007				
PCE	769	370.1	367.0	-3.1	-1%
TCE	69	38.9	21.5	-17.4	-45%

UPCOMING ACTIVITIES

Long-Term Groundwater Monitoring

Long-term groundwater monitoring of Group 2 (MWs 21A-D) and Group 3 (MWs 26A-H, 27A-H, and 28A-H) will continue in September 2024 in accordance with the annual sampling schedule established in the 2016 SOW (**Table 1**) and indicated in the OU1 RA Schedule (**Figure 3** of the Site Management Plan). Year 7 sampling does not include Group 1 (GCP-01/01D, 08, 15S, 18S/18D, MWs- 15A-B, 20A-C, 22A-C, and 23A-D).

150 Fulton Avenue Sub-Slab Depressurization System (SSDS)

Continued monthly checks to confirm the SSDS fan is operating.

VGC Water Supply Well Monitoring

A new set of sampling and pumpage records for VGC public supply Well Nos. 9, 13 & 14 for October 2023 through December 2023 will be obtained, and the updated charts and tables will be presented in the Fourth Quarter 2023 Progress Report in January 2024.



DATE
19 October 2023

REFERENCE
0560713

If you should have any questions or wish to discuss the content of this progress report, please do not hesitate to call me at (631) 756-8920.

Sincerely,

A handwritten signature in blue ink that reads "Chris W. Wenzel".

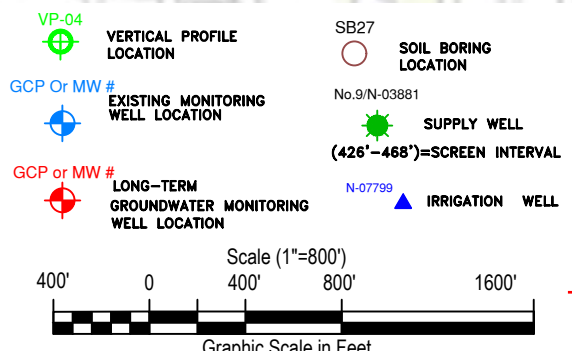
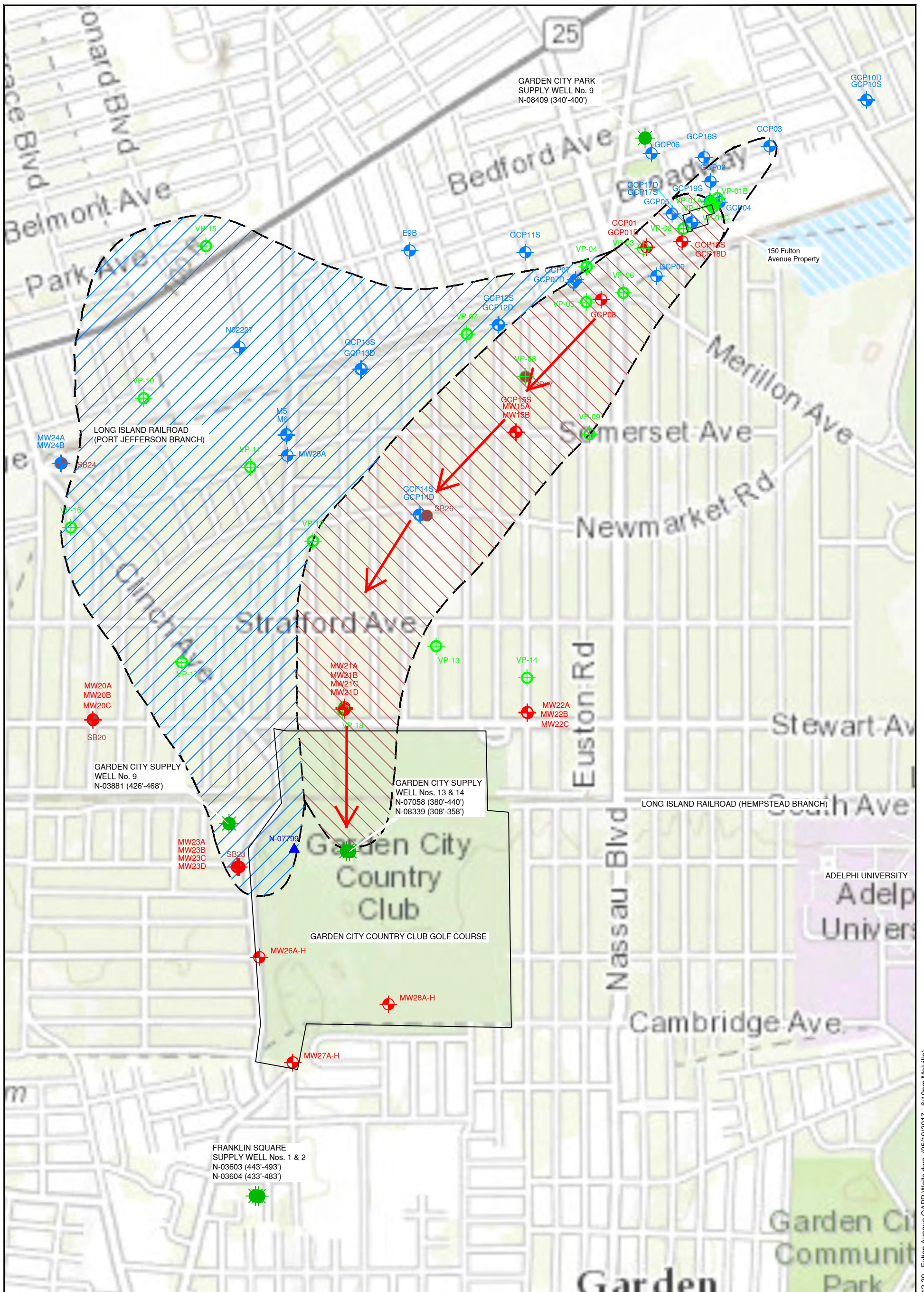
Chris W. Wenzel, P.G. (NY)

Consulting Director/Hydrogeologist/Project Coordinator

Attachments

cc: Andrea Leshak, Esq., USEPA
Damian Duda, USEPA
Matthew Silverman, USDOJ
Steven M. Scharf, P.E., NYSDEC
John Swartwout, NYSDEC
Scott Becker, Genesco Inc.
Thor Urness, Esq., Bradley
Jeff Sheehan, Esq., Bradley

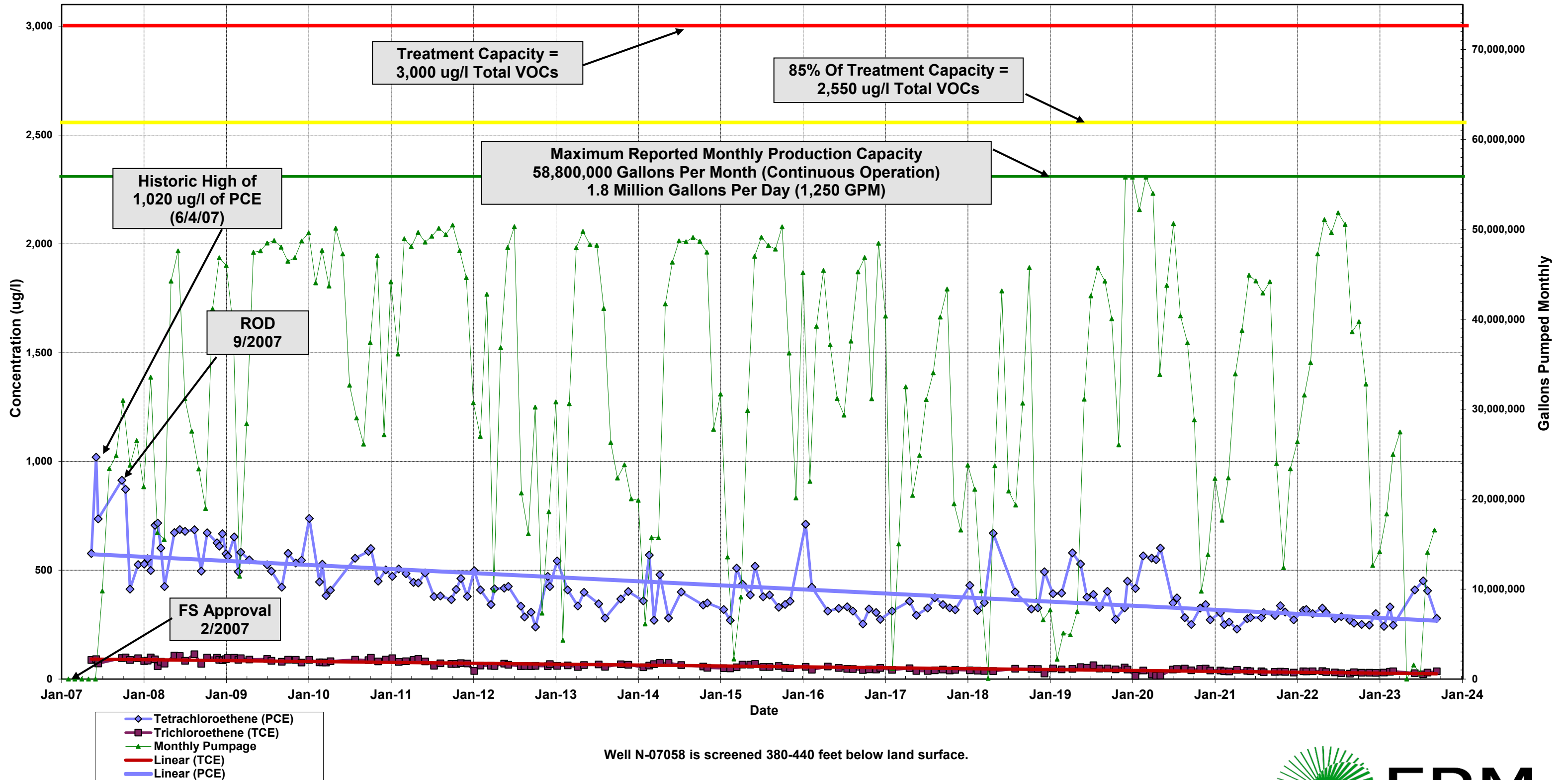
FIGURES



HISTORICAL EXTENT OF OU1 PLUME (TETRACHLOROETHENE {PCE}-DOMINANT PLUME) WHERE THE TOTAL VOLATILE ORGANIC CONCENTRATION WAS >100 UG/L
 HISTORICAL EXTENT OF OU2 PLUME (TRICHLOROETHENE {TCE}-DOMINANT PLUME) WHERE THE TOTAL VOLATILE ORGANIC CONCENTRATION WAS >100 UG/L
 * NOTE:
 THE AREAL EXTENT OF CHLORINATED VOLATILE ORGANIC COMPOUNDS DEPICTED IN THIS FIGURE IS BASED ON THE MAXIMUM CONCENTRATIONS DETECTED IN GROUNDWATER SAMPLES OBTAINED FROM VERTICAL PROFILE TEMPORARY WELLS INSTALLED DURING 1999 - 2000, AND PERMANENT WELLS DURING SEPTEMBER 2001 - MAY 2005.
 GENERALIZED GROUNDWATER FLOW PATH

TITLE Long-Term Groundwater Monitoring Well Network Well Locations Fulton Avenue Superfund Site Garden City/Garden City Park, NY			
PREPARED FOR Genesco Inc.			
			FIGURE 1
DRAWN BY EMF	SCALE AS SHOWN	DATE 10/04/16	JOB NO. 0097881

FIGURE 2
HISTORICAL TETRACHLOROETHENE & TRICHLOROETHENE CONCENTRATIONS AND MONTHLY WELL PUMPAGE: JANUARY 2007 - SEPTEMBER 2023
PUBLIC WATER SUPPLY WELL # N-07058 (GARDEN CITY WELL NO. 13), GARDEN CITY, NEW YORK



Well N-07058 is screened 380-440 feet below land surface.



FIGURE 3
HISTORICAL TETRACHLOROETHENE & TRICHLOROETHENE CONCENTRATIONS AND MONTHLY WELL PUMPAGE: JANUARY 2007 - SEPTEMBER 2023
PUBLIC WATER SUPPLY WELL # N-08339 (GARDEN CITY WELL NO. 14), GARDEN CITY, NEW YORK

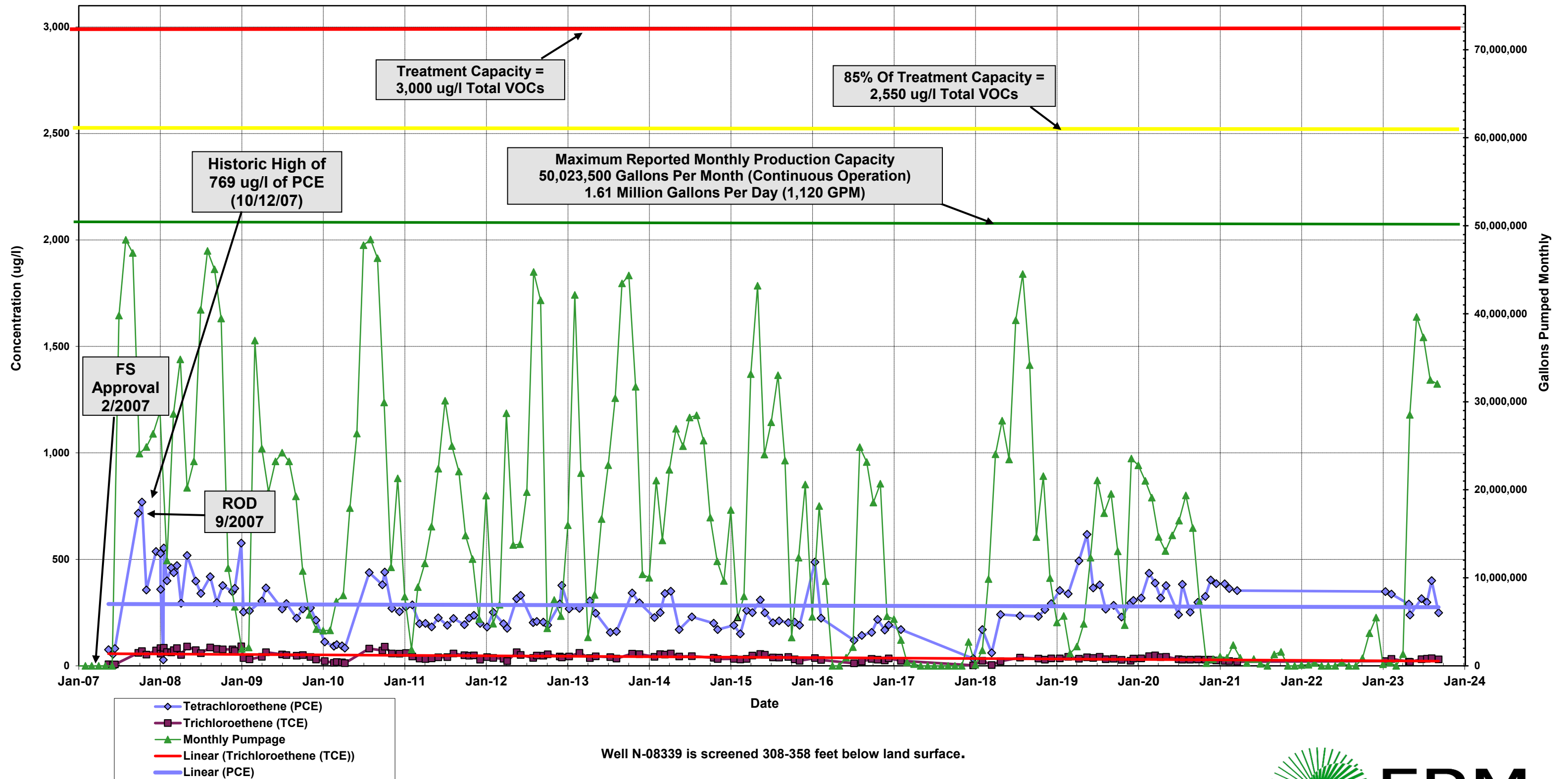
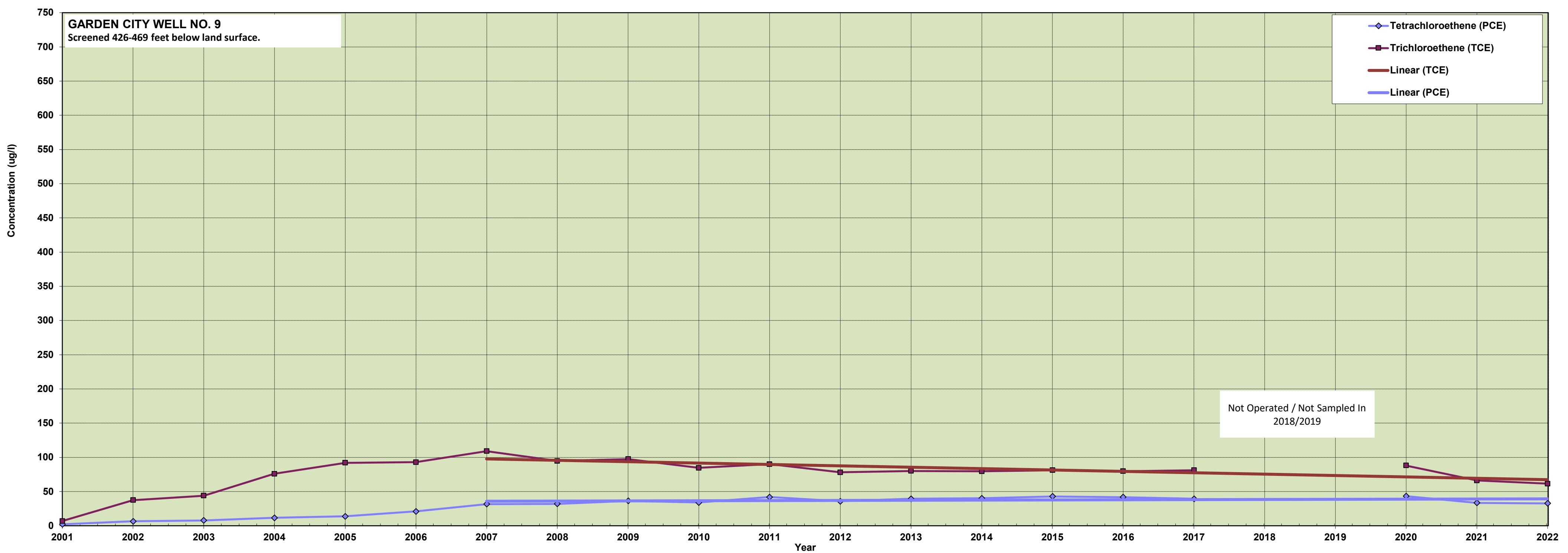
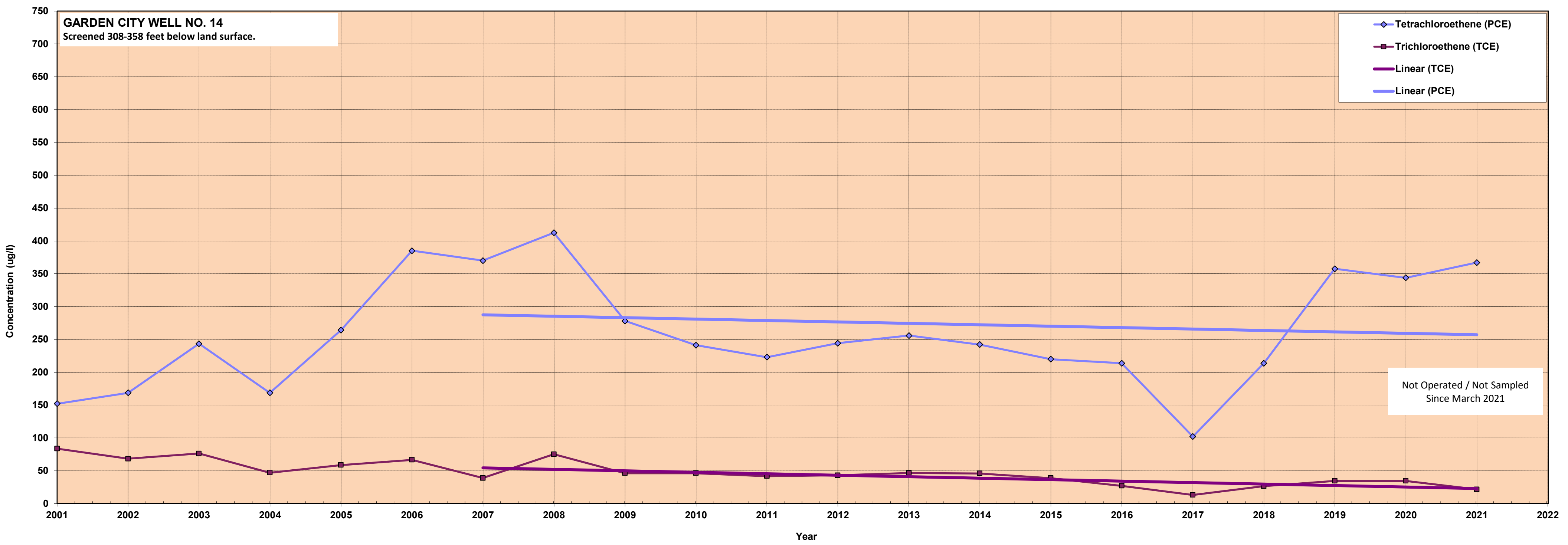
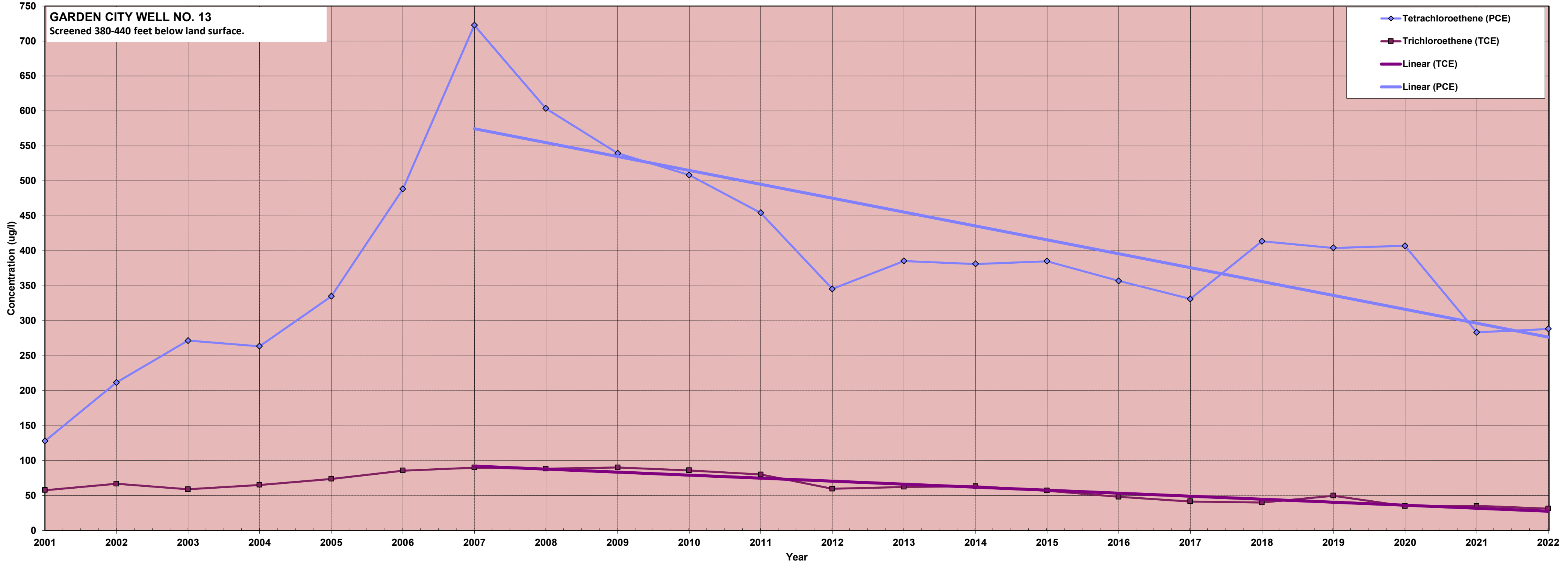


FIGURE 4
HISTORIC AVERAGE TETRACHLOROETHENE AND TRICHLOROETHENE CONCENTRATIONS BY YEAR 2001 - 2022
GARDEN CITY PUBLIC WATER SUPPLY WELL NOS. 9, 13 14, GARDEN CITY, NEW YORK



Year	2001		2002		2003		2004		2005		2006		2007		2008		2009		2010		2011		2012		2013		2014		2015		2016		2017		2018		2019		2020		2021		2022		
	Compound	PCE	TCE	PCE	TCE	PCE	TCE	PCE	TCE	PCE	TCE	PCE	TCE	PCE	TCE	PCE	TCE	PCE	TCE	PCE	TCE	PCE	TCE	PCE	TCE	PCE	TCE	PCE	TCE	PCE	TCE	PCE	TCE	PCE	TCE	PCE	TCE	PCE	TCE	PCE	TCE				
Well No. 13 (N-07058)	Average Concentration	128.0	57.8	211.8	67.0	271.7	59.0	263.6	65.3	335.0	73.9	488.3	85.8	722.6	90.0	603.4	88.5	539.5	90.3	508.3	86.1	454.3	80.2	345.4	59.7	385.5	62.5	381.1	63.4	385.1	57.1	357.0	48.3	331.3	41.6	413.6	40.0	404.1	49.9	407.1	35.0	283.5	35.4	288.3	31.4
	Ratio PCE/TCE	2.2		3.2		4.6		4.0		4.5		5.7		8.0		6.8		6.0		5.9		5.7		5.8		6.2		6.0		6.7		7.4		8.0		10.3		8.1		11.6		8.0		9.2	
Well No. 14 (N-08339)	Average Concentration	152.0	83.6	168.7	68.2	243.3	76.2	168.6	46.9	264.2	58.6	385.0	66.5	370.1	38.9	412.4	75.0	278.1	46.3	241.2	46.2	222.8	41.7	244.1	43.1	255.8	46.6	242.1	45.9	219.9	38.8	213.6	27.1	102.0	13.1	213.6	26.5	357.5	34.5	343.8	34.5	367.0	21.5	Not Operated / Not Sampled	
	Ratio PCE/TCE	1.8		2.5		3.2		3.6		4.5		5.8		9.5		5.5		6.0		5.2		5.3		5.7		5.5		5.3		5.7		7.9		7.8		8.1		10.4		10.0		17.1		Not Operated / Not Sampled	
Well No. 9 (N-03881)	Average Concentration	2.1	7.0	6.6	37.5	7.9	44.0	11.6	76.0	13.7	92.0	21.0	93.0	31.6	109.0	32.0	94.8	36.4	97.5	33.9	84.6	42.0	90.0	35.7	78.1	39.5	80.2	40.1	79.6	42.8	81.2	41.8	79.8	39.4	81.2	Not Operated / Not Sampled				43.3	88.0	33.4	66.2	32.8	61.5
	Ratio PCE/TCE	0.3		0.2		0.2		0.2		0.1		0.3		0.3		0.3		0.4		0.4		0.5		0.5		0.5		0.5		0.5		0.5		0.5		0.5		0.5		0.5		0.5		0.5	





TABLES

Table 1
OU1 Long-Term Monitoring Well Sampling Program
Fulton Avenue Superfund Site
Garden City Park, New York



Per 2016 SOW Attachment 1: Monitoring Well Sampling Program

Group 1 Wells are as follows:

GCP-01 S/D
GCP 08
GCP-18 S/D
GCP-15S
MW15 A-B
MW20 A-C
MW22 A-C
MW23 A-D

Group 1 Wells shall be sampled and analyzed at the following frequency:

The first sampling round shall commence within 20 days of EPA approval of the RD Work Plan, and sampling shall be performed every 24 months thereafter.

Group 2 Wells are as follows:

MW21 A-D

Group 2 Wells shall be sampled and analyzed at the following frequency:

Year 1 – quarterly, to commence approximately 30 days after completion of construction of MW21 D and MW28 A-H
Year 2 – semi-annually (every six months)
Year 3 – semi-annually (every six months)
Year 4 – no sampling and analysis
Year 5 (and beyond) – once in year 5 and every 24 months thereafter.

Group 3 Wells are as follows:

MW26 A-H
MW27 A-H
MW28 A-H

Group 3 Wells shall be sampled and analyzed at the following frequency:

Year 1 – quarterly, to commence approximately 30 days after completion of construction of MW21 D and MW28 A-H
Year 2 – 9 of 24 zones with EPA approval of the specific zones, semi-annually (every six months)
Year 3 – 9 of 24 zones with EPA approval of the specific zones, semi-annually (every six months)
Year 4 – no sampling and analysis
Year 5 (and beyond) – once in year 5 and every 24 months thereafter.

Table 2
Summary of August-September 2023 Groundwater Sample Results
Fulton Avenue Superfund Site, Garden City Park, New York



Location ID	GCP01	GCP01D	GCP08	GCP15S	GCP18D	GCP18S	MW15A	MW15B	MW20A	MW20B	MW20B	MW20C
Lab Sample ID	JD72121-03	JD72121-04	JD72121-07	JD71989-07	JD72121-06	JD72121-05	JD71781-03	JD71989-08	JD71989-03	JD71859-06	JD71859-07	JD71859-08
Sample Date	08/31/23	08/31/23	08/31/23	08/30/23	08/31/23	08/31/23	08/28/23	08/30/23	08/30/23	08/29/23	08/29/23	08/29/23
Sample Type	NYS	N	N	N	N	N	N	N	N	N	FD	N
Depth	AWQS &	52.5 ft	110 ft	54.2 ft	51 ft	118 ft	48.5 ft	145 ft	355 ft	145 ft	249 ft	405 ft
Analyte	GV											
VOCs (SW8260D, µg/L)												
1,1,1-Trichloroethane	5	1.0 U	1.0 U	1.0 U	1.0 U	1.0 U	1.0 U	1.0 U	1.0 U	1.0 U	1.0 U	1.0 U
1,1,2,2-Tetrachloroethane	5	1.0 U	1.0 U	1.0 U	1.0 U	1.0 U	1.0 U	1.0 U	1.0 U	1.0 U	1.0 U	1.0 U
1,1,2-trichloro-1,2,2-trifluoroethane (Freon 113)	5	5.0 U	5.0 U	5.0 U	5.0 U	5.0 U	5.0 U	5.0 U	5.0 U	5.0 U	5.0 U	5.0 U
1,1,2-Trichloroethane	1	1.0 U	1.0 U	1.0 U	1.0 U	1.0 U	1.0 U	1.0 U	1.0 U	1.0 U	1.0 U	1.0 U
1,1-Dichloroethane	5	1.0 U	1.0 U	1.0 U	1.0 U	1.0 U	1.0 U	1.0 U	1.0 U	1.0 U	1.0 U	1.0 U
1,1-Dichloroethene	5	1.0 U	1.0 U	1.0 U	1.0 U	1.0 U	1.0 U	1.0 U	1.0 U	1.0 U	1.0 U	1.0 U
1,2,3-Trichlorobenzene	5	1.0 U	1.0 U	1.0 U	1.0 U	1.0 U	1.0 U	1.0 U	1.0 U	1.0 U	1.0 U	1.0 U
1,2,4-Trichlorobenzene	5	1.0 U	1.0 U	1.0 U	1.0 U	1.0 U	1.0 U	1.0 U	1.0 U	1.0 U	1.0 U	1.0 U
1,2-Dibromo-3-chloropropane	0.04	2.0 U	2.0 U	2.0 U	2.0 U	2.0 U	2.0 U	2.0 U	2.0 U	2.0 U	2.0 U	2.0 U
1,2-Dichlorobenzene	3	1.0 U	1.0 U	1.0 U	1.0 U	1.0 U	1.0 U	1.0 U	1.0 U	1.0 U	1.0 U	1.0 U
1,2-Dichloroethane	0.6	1.0 U	1.0 U	1.0 U	1.0 U	1.0 U	1.0 U	1.0 U	1.0 U	1.0 U	1.0 U	1.0 U
1,2-Dichloropropane	1	1.0 U	1.0 U	1.0 U	1.0 U	1.0 U	1.0 U	1.0 U	1.0 U	1.0 U	1.0 U	1.0 U
1,3-Dichlorobenzene	3	1.0 U	1.0 U	1.0 U	1.0 U	1.0 U	1.0 U	1.0 U	1.0 U	1.0 U	1.0 U	1.0 U
1,4-Dichlorobenzene	3	1.0 U	1.0 U	1.0 U	1.0 U	1.0 U	1.0 U	1.0 U	1.0 U	1.0 U	1.0 U	1.0 U
2-Butanone	50	10 U	10 U	10 U	10 U	10 U	10 U	10 U	10 U	10 U	10 U	10 U
2-Hexanone	50	5.0 U	5.0 U	5.0 U	5.0 U	5.0 U	5.0 U	5.0 U	5.0 U	5.0 U	5.0 U	5.0 U
4-Methyl-2-pentanone	NS	5.0 U	5.0 U	5.0 U	5.0 U	5.0 U	5.0 U	5.0 U	5.0 U	5.0 U	5.0 U	5.0 U
Acetone	50	10 U	10 U	10 U	10 U	10 U	10 U	3.8 J	10 U	10 U	10 U	10 U
Benzene	1	0.50 U	0.50 U	0.50 U	0.50 U	0.50 U	0.50 U	0.70	0.50 U	0.50 U	0.50 U	0.50 U
Bromodichloromethane	50	1.0 U	1.0 U	1.0 U	1.0 U	1.0 U	1.0 U	1.0 U	1.0 U	1.0 U	1.0 U	1.0 U
Bromoform	50	1.0 U	1.0 U	1.0 U	1.0 U	1.0 U	1.0 U	1.0 U	1.0 U	1.0 U	1.0 U	1.0 U
Bromomethane	5	2.0 U	2.0 U	2.0 U	2.0 U	2.0 U	2.0 U	2.0 U	2.0 U	2.0 U	2.0 U	2.0 U
Carbon disulfide	60	2.0 U	2.0 U	2.0 U	2.0 U	2.0 U	2.0 U	2.0 U	2.0 U	2.0 U	2.0 U	2.0 U
Carbon tetrachloride	5	1.0 U	1.0 U	1.0 U	1.0 U	1.0 U	1.0 U	1.0 U	1.0 U	1.0 U	1.0 U	1.0 U
Chlorobenzene	5	1.0 U	1.0 U	1.0 U	1.0 U	1.0 U	1.0 U	1.0 U	1.0 U	1.0 U	1.0 U	1.0 U
Chlorobromomethane	5	1.0 U	1.0 U	1.0 U	1.0 U	1.0 U	1.0 U	1.0 U	1.0 U	1.0 U	1.0 U	1.0 U
Chloroethane	5	1.0 U	1.0 U	1.0 U	1.0 U	1.0 U	1.0 U	1.0 U	1.0 U	1.0 U	1.0 U	1.0 U
Chloroform	7	1.0 U	1.0 U	1.0 U	1.0 U	1.0 U	1.0 U	1.0 U	1.0 U	1.0 U	1.0 U	1.0 U
Chloromethane	5	1.0 U	1.0 U	1.0 U	1.0 U	1.0 U	1.0 U	1.0 U	1.0 U	1.0 U	1.0 U	1.0 U
cis-1,2-Dichloroethene	5	8.0	1.0 U	38.2	1.0 U	1.0 U	2.3	0.60 J	1.0 U	1.0 U	1.0 U	1.0 U
cis-1,3-Dichloropropene	0.4	1.0 U	1.0 U	1.0 U	1.0 U	1.0 U	1.0 U	1.0 U	1.0 U	1.0 U	1.0 U	1.0 U
Cyclohexane	NS	5.0 U	5.0 U	5.0 U	5.0 U	5.0 U	3.8 J	5.0 U	5.0 U	5.0 U	5.0 U	5.0 U
Dibromochloromethane	50	1.0 U	1.0 U	1.0 U	1.0 U	1.0 U	1.0 U	1.0 U	1.0 U	1.0 U	1.0 U	1.0 U
Dichlorodifluoromethane (Freon 12)	5	2.0 U	2.0 U	2.0 U	2.0 U	2.0 U	2.0 U	2.0 U	2.0 U	2.0 U	2.0 U	2.0 U
Ethylbenzene	5	1.0 U	1.0 U	1.0 U	1.0 U	1.0 U	56.1	1.0 U	1.0 U	1.0 U	1.0 U	1.0 U
Ethylene dibromide	0.0006	1.0 U	1.0 U	1.0 U	1.0 U	1.0 U	1.0 U	1.0 U	1.0 U	1.0 U	1.0 U	1.0 U
Isopropylbenzene (Cumene)	5	1.0 U	1.0 U	1.0 U	1.0 U	1.0 U	10.3	1.0 U	1.0 U	1.0 U	1.0 U	1.0 U
m,p-Xylenes	5	1.0 U	1.0 U	1.0 U	1.0 U	1.0 U	10.4	1.0 U	1.0 U	1.0 U	1.0 U	1.0 U
Methyl acetate	NS	5.0 U	5.0 U	5.0 U	5.0 U	5.0 U	5.0 U	5.0 U	5.0 U	5.0 U	5.0 U	5.0 U
Methyl tert-butyl ether	10	1.0 U	1.0 U	1.0 U	1.0 U	1.0 U	1.0 U	1.0 U	1.0 U	1.0 U	1.0 U	1.0 U
Methylcyclohexane	NS	5.0 U	5.0 U	5.0 U	5.0 U	5.0 U	2.6 J	5.0 U	5.0 U	5.0 U	5.0 U	5.0 U
Methylene chloride	5	2.0 U	2.0 U	2.0 U	2.0 U	2.0 U	2.0 U	2.0 U	2.0 U	2.0 U	2.0 U	2.0 U
o-Xylene	5	1.0 U	1.0 U	1.0 U	1.0 U	1.0 U	2.3	1.0 U	1.0 U	1.0 U	1.0 U	1.0 U
Styrene	5	1.0 U	1.0 U	1.0 U	1.0 U	1.0 U	1.0 U	1.0 U	1.0 U	1.0 U	1.0 U	1.0 U
Tetrachloroethene	5	1.8	0.95 J	19.5	1.0 U	1.0 U	1.0 U	0.62 J	2.2	1.0 U	1.0 U	0.88 J
Toluene	5	1.0 U	1.0 U	1.0 U	1.0 U	1.0 U	1.0 U	1.0 U	1.0 U	1.0 U	1.0 U	1.0 U
trans-1,2-Dichloroethene	5	1.0 U	1.0 U	1.0 U	1.0 U	1.0 U	1.0 U	1.0 U	1.0 U	1.0 U	1.0 U	1.0 U
trans-1,3-Dichloropropene	0.4	1.0 U	1.0 U	1.0 U	1.0 U	1.0 U	1.0 U	1.0 U	1.0 U	1.0 U	1.0 U	1.0 U
Trichloroethene	5	1.2	1.0 U	9.9	1.0 U	1.0 U	1.0 U	1.0 U	1.0 U	1.0 U	1.0 U	5.1
Trichlorofluoromethane (Freon 11)	5	2.0 U	2.0 U	2.0 U	2.0 U	2.0 U	2.0 U	2.0 U	2.0 U	2.0 U	2.0 U	2.0 U
Vinyl chloride	2	1.0 U	1.0 U	1.0 U	1.0 U	1.0 U	1.0 U	1.0 U	1.0 U	1.0 U	1.0 U	1.0 U
Xylene, Total	5	1.0 U	1.0 U	1.0 U	1.0 U	1.0 U	12.7	1.0 U	1.0 U	1.0 U	1.0 U	1.0 U
Dissolved Oxygen (mg/L)		0.00	4.28	0.00	5.79	0.00	2.36	1.12	0.00	0.00	NA	0.00
Oxidation-Reduction Potential (mV)		-101.0	197.0	156.0	149.0	152.0	-101.0	-7.0	-44.0	-10.0	-63.0	-5.0
pH (SU)		6.95	5.83	6.42	5.82	6.07	7.00	9.41	10.18	9.26	9.45	8.91
Specific Conductivity (µS/cm)		815	437	567	248	215	457	185	284	260	487	202
Temperature (deg C)		19.38	21.60	17.66	17.63	17.54	18.16	23.12	18.33	17.21	18.56	17.06
Turbidity (NTU)		19.6	0.0	51.8	2.6	48.9	11.2	28.1	1.3	16.0	164.0	97.0

see the Endnotes following this table.

Table 2
Summary of August-September 2023 Groundwater Sample Results
Fulton Avenue Superfund Site, Garden City Park, New York



Location ID	MW22A	MW22B	MW22C	MW23A	MW23B	MW23C	MW23D
Lab Sample ID	JD71859-05	JD71859-04	JD71859-03	JD71989-06	JD72121-09	JD71989-05	JD71989-04
Sample Date	08/29/23	08/29/23	08/29/23	08/30/23	09/01/23	08/30/23	08/30/23
Sample Type	NYS	N	N	N	N	N	N
Depth	AWQS & 125 ft	275 ft	315 ft	265 ft	350 ft	403 ft	447 ft
Analyte	GV						
VOCs (SW8260D, µg/L)							
1,1,1-Trichloroethane	5	1.0 U	1.0 U	1.0 U	1.0 U	1.0 U	1.0 U
1,1,2,2-Tetrachloroethane	5	1.0 U	1.0 U	1.0 U	1.0 U	1.0 U	1.0 U
1,1,2-trichloro-1,2,2-trifluoroethane (Freon 113)	5	5.0 U	5.0 U	5.0 U	5.0 U	5.0 U	5.0 U
1,1,2-Trichloroethane	1	1.0 U	1.0 U	1.0 U	1.0 U	1.0 U	1.0 U
1,1-Dichloroethane	5	1.0 U	1.0 U	1.0 U	1.0 U	1.0 U	1.0 U
1,1-Dichloroethene	5	1.0 U	1.0 U	1.0 U	1.0 U	1.0 U	1.0 U
1,2,3-Trichlorobenzene	5	1.0 U	1.0 U	1.0 U	1.0 U	1.0 U	1.0 U
1,2,4-Trichlorobenzene	5	1.0 U	1.0 U	1.0 U	1.0 U	1.0 U	1.0 U
1,2-Dibromo-3-chloropropane	0.04	2.0 U	2.0 U	2.0 U	2.0 U	2.0 U	2.0 U
1,2-Dichlorobenzene	3	1.0 U	1.0 U	1.0 U	1.0 U	1.0 U	1.0 U
1,2-Dichloroethane	0.6	1.0 U	1.0 U	1.0 U	1.0 U	1.0 U	1.0 U
1,2-Dichloropropane	1	1.0 U	1.0 U	1.0 U	1.0 U	1.0 U	1.0 U
1,3-Dichlorobenzene	3	1.0 U	1.0 U	1.0 U	1.0 U	1.0 U	1.0 U
1,4-Dichlorobenzene	3	1.0 U	1.0 U	1.0 U	1.0 U	1.0 U	1.0 U
2-Butanone	50	10 U	10 U	10 U	10 U	10 U	10 U
2-Hexanone	50	5.0 U	5.0 U	5.0 U	5.0 U	5.0 U	5.0 U
4-Methyl-2-pentanone	NS	5.0 U	5.0 U	5.0 U	5.0 U	5.0 U	5.0 U
Acetone	50	10 U	10 U	10 U	10 U	10 U	10 U
Benzene	1	0.50 U	0.50 U	0.50 U	0.50 U	0.48 J	0.50 U
Bromodichloromethane	50	1.0 U	1.0 U	1.0 U	1.0 U	1.0 U	1.0 U
Bromoform	50	1.0 U	1.0 U	1.0 U	1.0 U	1.0 U	1.0 U
Bromomethane	5	2.0 U	2.0 U	2.0 U	2.0 U	2.0 U	2.0 U
Carbon disulfide	60	2.0 U	2.0 U	2.0 U	2.0 U	2.0 U	2.0 U
Carbon tetrachloride	5	1.0 U	1.0 U	1.0 U	1.0 U	1.0 U	1.0 U
Chlorobenzene	5	1.0 U	1.0 U	1.0 U	1.0 U	1.0 U	1.0 U
Chlorobromomethane	5	1.0 U	1.0 U	1.0 U	1.0 U	1.0 U	1.0 U
Chloroethane	5	1.0 U	1.0 U	1.0 U	1.0 U	1.0 U	1.0 U
Chloroform	7	1.0 U	1.0 U	1.0 U	1.0 U	1.0 U	1.0 U
Chloromethane	5	1.0 U	1.0 U	1.0 U	1.0 U	1.0 U	1.0 U
cis-1,2-Dichloroethene	5	1.0 U	1.0 U	1.0 U	1.0 U	1.0 U	1.0 U
cis-1,3-Dichloropropene	0.4	1.0 U	1.0 U	1.0 U	1.0 U	1.0 U	1.0 U
Cyclohexane	NS	5.0 U	5.0 U	5.0 U	5.0 U	5.0 U	5.0 U
Dibromochloromethane	50	1.0 U	1.0 U	1.0 U	1.0 U	1.0 U	1.0 U
Dichlorodifluoromethane (Freon 12)	5	2.0 U	2.0 U	2.0 U	2.0 UJ	2.0 U	2.0 UJ
Ethylbenzene	5	1.0 U	1.0 U	1.0 U	1.0 U	1.0 U	1.0 U
Ethylene dibromide	0.0006	1.0 U	1.0 U	1.0 U	1.0 U	1.0 U	1.0 U
Isopropylbenzene (Cumene)	5	1.0 U	1.0 U	1.0 U	1.0 U	1.0 U	1.0 U
m,p-Xylenes	5	1.0 U	1.0 U	1.0 U	1.0 U	1.0 U	1.0 U
Methyl acetate	NS	5.0 U	5.0 U	5.0 U	5.0 U	5.0 U	5.0 U
Methyl tert-butyl ether	10	1.0 U	1.0 U	1.0 U	1.0 U	0.55 J	1.0 U
Methylcyclohexane	NS	5.0 U	5.0 U	5.0 U	5.0 U	5.0 U	5.0 U
Methylene chloride	5	2.0 U	2.0 U	2.0 U	2.0 U	2.0 U	2.0 U
o-Xylene	5	1.0 U	1.0 U	1.0 U	1.0 U	1.0 U	1.0 U
Styrene	5	1.0 U	1.0 U	1.0 U	1.0 U	1.0 U	1.0 U
Tetrachloroethene	5	1.0 U	1.0 U	1.0 U	1.0 U	1.0 U	1.0 U
Toluene	5	1.0 U	1.0 U	1.0 U	1.0 U	1.0 U	1.0 U
trans-1,2-Dichloroethene	5	1.0 U	1.0 U	1.0 U	1.0 U	1.0 U	1.0 U
trans-1,3-Dichloropropene	0.4	1.0 U	1.0 U	1.0 U	1.0 U	1.0 U	1.0 U
Trichloroethene	5	1.0 U	1.0 U	1.0 U	1.9	1.0 U	0.56 J
Trichlorofluoromethane (Freon 11)	5	2.0 U	2.0 U	2.0 U	2.0 U	2.0 U	2.0 U
Vinyl chloride	2	1.0 U	1.0 U	1.0 U	1.0 U	1.0 U	1.0 U
Xylene, Total	5	1.0 U	1.0 U	1.0 U	1.0 U	1.0 U	1.0 U
Dissolved Oxygen (mg/L)		0.00	0.00	1.83	0.00	0.21	0.00
Oxidation-Reduction Potential (mV)		-210.0	-149.0	-271.0	-205.0	-101.0	-91.0
pH (SU)		10.40	10.03	10.95	10.17	10.29	11.82
Specific Conductivity (µS/cm)		660	2,150	534	208	227	213
Temperature (deg C)		20.28	17.99	17.06	17.99	19.98	19.70
Turbidity (NTU)		207.0	101.0	10.0	142.0	157.0	29.3

see the Endnotes following this table.



Table 3
Summary of Historic Ground Water Monitoring Well Sample Results for Select Predominant Compounds
Fulton Avenue Superfund Site, Garden City Park, New York

MW23D					MW24A					MW25A					MW26A				
Date	PCE	TCE	cis-1,2-DCE		Date	PCE	TCE	cis-1,2-DCE		Date	PCE	TCE	cis-1,2-DCE		Date	PCE	TCE	cis-1,2-DCE	
07/23/01	0.5	10.0	0.0		08/13/01	24.0	39.0	0.6		07/19/01	77.0	96.0	2.0		05/22/89	24.4	89.4	0.0	
09/20/01	0.0	0.4	0.0		09/25/01	0.5	0.2	0.0		09/27/01	62.0	82.0	2.0		06/16/89	33.2	88.3	0.0	
05/05/04	2.0	8.0	0.0		05/01/15	12.1	81.2	1.3		05/06/15	13.9	19.3	1.5		07/11/90	41.4	99.0	0.6	
12/06/04	0.4	3.0	0.0												08/20/90	70.6	119.0	1.9	
05/18/05	2.0	8.0	0.0												04/18/91	37.7	93.7	0.0	
11/02/05	0.0	0.0	0.0												01/15/92	23.0	67.6	0.8	
06/06/06	10.5	62.9	0.0												05/20/92	42.2	261.0	1.2	
12/19/06	9.9	51.1	0.4												07/06/93	32.2	103.0	1.3	
08/22/07	1.5	10.5	0.0												02/06/97	0.0	0.0	0.0	
12/22/08	6.8	73.2	0.4												06/03/98	0.0	0.0	0.0	
11/10/11	9.7	92.0	0.8												09/27/01	0.0	0.0	0.0	
05/04/15	9.4	84.1	0.5												05/05/15	0.3	0.0	0.0	
09/08/17	5.2	93.9	0.0																
08/22/19	9.3	36.1	0.0																
09/02/21	8.9	62.8	0.0																
08/30/23	0.0	0.6	0.0																
Min	0.0	0.0	0.0		Min	0.5	0.2	0.0		Min	4.8	5.8	0.0		Min	0.0	0.0	0.0	
Max	10.5	93.9	0.8		Max	24.0	81.2	1.3		Max	77.0	96.0	2.0		Max	70.6	261.0	1.9	
Average	4.8	37.3	0.1		Average	12.2	40.1	0.6		Average	51.0	65.8	1.8		Average	28.7	79.3	0.5	

MW26B					MW26C					MW26D					MW26E					MW26F					MW26G					MW26H				
Date	PCE	TCE	cis-1,2-DCE		Date	PCE	TCE	cis-1,2-DCE		Date	PCE	TCE	cis-1,2-DCE		Date	PCE	TCE	cis-1,2-DCE		Date	PCE	TCE	cis-1,2-DCE		Date	PCE	TCE	cis-1,2-DCE		Date	PCE	TCE	cis-1,2-DCE	
05/04/04	0.0	0.0	0.0		05/04/04	0.0	0.0	0.0		05/04/04	0.0	0.0	0.0		05/03/04	0.0	0.0	0.0		05/03/04	5.0	30.0	0.0		05/03/04	0.0	0.0	0.0						
12/03/04	0.0	0.0	0.0		12/03/04	0.0	0.0	0.0		12/03/04	0.0	0.0	0.0		12/03/04	0.4	4.0	0.6		12/03/04	5.0	35.0	0.4		12/03/04	0.0	0.0	0.0						
05/16/05	0.0	0.0	0.0		05/16/05	0.0	0.0	0.0		05/16/05	0.0	0.0	0.0		05/16/05	0.9	10.0	1.0		05/16/05	6.0	72.0	0.8		05/16/05	0.0	0.0	0.0						
10/31/05	0.0	0.0	0.0		10/31/05	0.0	0.0	0.0		10/31/05	0.0	0.0	0.0		10/31/05	1.0	10.0	0.8		10/31/05	9.0	42.0	0.4		10/31/05	0.0	0.0	0.0						
06/05/06	0.0	0.0	0.0		06/05/06	0.0	0.0	0.0		06/05/06	0.0	0.0	0.0		06/05/06	4.3	32.8	2.4		06/05/06	8.4	53.2	0.6		06/05/06	0.0	0.0	0.0						
12/18/06	0.0	0.0	0.0		12/18/06	0.0	0.0	0.0		12/18/06	0.0	0.0	0.0		12/18/06	3.5	23.5	1.4		12/18/06	4.9	31.7	0.0		12/18/06	0.0	0.0	0.0						
08/20/07	0.0	0.0	0.0		08/20/07	0.0	0.0	0.0		08/20/07	0.0	0.0	0.0		08/20/07	0.4	0.0	1.1		08/20/07	0.5	4.2	0.0		08/20/07	0.0	0.0	0.0						
12/17/08	0.0	0.0	0.0		12/17/08	1.0	0.0	0.0		12/17/08	0.0	0.9	0.0		12/17/08	0.6	4.6	0.9		12/17/08	2.2	15.1	0.3		12/17/08	0.0	0.0	0.0						
08/31/09	0.0	0.0	0.0		08/31/09	0.5	0.0	0.0		08/31/09	0.6	2.2	0.0		08/31/09	0.6	3.4	0.7		08/31/09	5.1	21.2	0.9		08/31/09	0.0	0.0	0.0						
01/07/10	0.0	0.0	0.0		01/07/10	0.0	0.6	0.0		01/07/10	2.0	4.4	0.0		01/07/10	0.0	2.5	1.5		01/07/10	6.1	21.6	1.4		01/07/10	0.0	0.6	0.0						
05/10/10	0.0	0.0	0.0		05/10/10	0.0	1.6	0.0		05/10/10	3.8	7.7	0.0		05/10/10	0.4	3.0	0.0		05/10/10	7.0	19.9	1.9		05/10/10	0.0	1.7	0.0						
11/07/11	0.0	0.0	0.0		11/07/11	0.5	0.3	0.0		11/07/11	12.5	7.0	2.2		11/07/11	4.7	3.9	3.1		11/07/11	11.7	24.3	3.8		11/07/11	0.5	9.9	0.5						
05/06/15	0.4	0.0	0.0		05/06/15	0.4	0.0	0.0		03/09/15	3.5	0.7	0.2		03/09/15	42.0	16.3	6.0		03/09/15	13.1	34.9	1.2		03/09/15	1.9	22.7	0.2						
10/03/17	0.8	0.0	0.0		10/02/17	0.0	0.0	0.0		05/06/15	2.3	0.6	0.5		05/06/15	15.1	7.4	2.1		05/06/15	8.4	37.7	1.2		05/06/15	1.5	18.2	0.3						
12/18/17	0.8	0.0	0.0		12/18/17	0.7	0.0	0.0		10/02/17	6.3	1.3	0.0		10/02/17	27.7	12.6	5.2		10/02/17	10.7	37.2	0.6		10/02/17	1.9	25.5	0.0						
03/08/18	0.9	0.0	0.0		03/08/18	0.6	0.0	0.0		12/18/17	7.5	1.1	0.0		12/18/17	26.2	13.5	7.2		12/18/17	9.0	34.1	0.0		12/18/17	1.7	24.9	0.0						
06/13/18	0.9	0.0	0.0		06/13/18	0.0	0.0	0.0		03/08/18	9.1	1.2	0.0		03/08/18	25.2	12.9	5.3		03/08/18	8.6	24.8	0.0		03/08/18	1.7	22.1	0.0						
09/11/18	0.0	0.0	0.0		09/11/18	0.0	0.0	0.0		06/13/18	6.5	1.4	0.0		06/13/18	25.3	13.9	4.9		06/13/18	7.1	27.0	0.0		06/13/18	1.7	22.1	0.0						
03/06/19	1.1	0.0	0.0		03/06/19	0.0	0.0	0.0		09/11/18	18.7	2.9	0.0		09/11/18	19.8	15.5	7.4		09/11/18	5.8	25.5	0.0		09/11/18	1.7	20.6	0.0						
08/19/19	0.0	0.0	0.0		08/19/19	0.0	0.0	0.0		03/06/19	28.8	3.8	0.8		03/06/19	7.6	11.4	8.3		03/06/19	6.2	30.3	0.0		03/06/19	1.6	15.8	0.0						
02/27/20	1.1	0.0	0.0		02/27/20	20.1	4.5	5.7		08/19/19	24.9	4.2	2.1		08/19/19	10.9	16.1	4.8		08/19/19	5.1	26.9	0.0		08/19/19	1.1	13.2	0.0						
09/01/20	1.0	0.0	0.0		09/01/20	18.6	4.7	8.9		02/27/20	0.0	9.4	3.6		02/27/20	10.2	17.7	3.5		02/27/20	5.0	26.5	0.0		02/27/20	5.0	26.5	0.0						
10/03/22	0.8	0.0	0.0		10/03/22	3.2	11.6	7.4		09/01/20	0.0	8.3	3.6		10/03/22	3.1	8.5	3.0		09/01/20	8.7	17.3	0.0		09/01/20	1.4	12.8	0.0						
Min	0.0	0.0	0.0		Min	0.0	0.0	0.0		Min	0.0	0.0	0.0		Min	0.0	0.0	0.0		Min	0.5	4.2	0.0		Min	0.0	0.0	0.0						
Max	1.1	0.0	0.0		Max	0.7	0.0	0.0		Max	28.8	11.6	8.9		Max	42.0	32.8	8.3		Max	13.1	72.0	3.8		Max	5.0	26.5	0.5						
Average	0.3	0.0	0.0		Average	0.1	0.0	0.0		Average	6.3	1.7	1.1		Average	10.7	10.8	3.3		Average	6.8	29.0	0.6		Average	0.9	10.4	0.0						

All values are in micrograms per liter (µg/l).
 0.0 = Not detected at or above the method detection limit.
 NA = Not analyzed.

Table 3
Summary of Historic Ground Water Monitoring Well Sample Results for Select Predominant Compounds
Fulton Avenue Superfund Site, Garden City Park, New York

MW28G				MW28H				E9B				M51				M52				N-02227				VOW1D			
Date	PCE	TCE	cis-1,2-DCE	Date	PCE	TCE	cis-1,2-DCE	Date	PCE	TCE	cis-1,2-DCE	Date	PCE	TCE	cis-1,2-DCE	Date	PCE	TCE	cis-1,2-DCE	Date	PCE	TCE	cis-1,2-DCE	Date	PCE	TCE	cis-1,2-DCE
09/14/17	0.0	0.0	0.0	09/14/17	0.0	0.0	0.0	07/17/86	20.4	36.3	0.0	10/22/93	0.0	4.6	0.0	10/22/93	0.0	0.0	0.0	09/17/01	10.0	4.0	0.1	4/26/99	111.0	7.0	0.0
12/21/17	0.8	0.0	0.0	12/21/17	0.5	0.0	0.0	02/04/87	15.3	18.1	0.0	08/15/94	0.2	12.2	0.5	08/15/94	2.9	0.0	1.1	7/14/99	47.6	8.1	0.0	7/14/99	47.6	8.1	0.0
03/06/18	0.6	0.0	0.0	03/06/18	0.7	0.0	0.0	07/29/88	0.0	0.0	0.0	03/03/99	0.0	7.5	0.0	02/26/97	1.9	0.0	0.0	10/26/99	0.5	0.0	0.0	10/26/99	0.5	0.0	0.0
06/12/18	1.2	0.0	0.0	06/12/18	0.9	0.0	0.0	07/21/89	8.0	0.0	0.0	09/25/01	0.0	6.0	0.0	09/25/01	0.7	0.3	0.0	6/7/00	0.7	0.0	0.0	6/7/00	0.7	0.0	0.0
09/17/18	0.0	0.0	0.0	09/17/18	0.0	0.0	0.0	10/13/89	1.8	0.4	0.0								3/19/01	0.0	0.0	0.0	3/19/01	0.0	0.0	0.0	
03/14/19	0.0	0.0	0.0	03/14/19	0.0	0.0	0.0	06/21/90	3.1	1.5	0.0								6/14/01	0.0	0.0	0.0	6/14/01	0.0	0.0	0.0	
08/19/19	0.0	0.0	0.0	08/19/19	0.0	0.0	0.0	06/24/91	0.0	0.0	0.0								11/15/11	1.6	0.0	0.0	11/15/11	1.6	0.0	0.0	
02/25/20	0.0	0.0	0.0	02/25/20	0.0	0.0	0.0	01/09/92	14.4	1.1	0.0																
08/31/20	0.0	0.0	0.0	08/31/20	0.0	0.0	0.0	01/08/93	2.9	1.3	0.0																
10/05/22	0.0	0.0	0.0	10/05/22	0.0	0.0	0.0	07/28/94	1.8	0.4	0.0																
								02/26/97	3.2	0.0	0.0																
								09/12/01	2.0	0.4	0.4																
Min	0.0	0.0	0.0	Min	0.0	0.0	0.0	Min	0.0	0.0	0.0	Min	0.0	0.0	0.0	Min	0.0	0.0	0.0	Min	10.0	4.0	0.1	Min	0.0	0.0	0.0
Max	1.2	0.0	0.0	Max	0.9	0.0	0.0	Max	20.4	36.3	0.4	Max	0.2	12.2	0.5	Max	2.9	0.3	1.1	Max	10.0	4.0	0.1	Max	111.0	8.1	0.0
Average	0.3	0.0	0.0	Average	0.2	0.0	0.0	Average	6.1	5.0	0.0	Average	0.1	7.6	0.1	Average	1.4	0.1	0.3	Average	10.0	4.0	0.1	Average	23.1	2.2	0.0

VOW3D				VOW4D				VEW1			
Date	PCE	TCE	cis-1,2-DCE	Date	PCE	TCE	cis-1,2-DCE	Date	PCE	TCE	cis-1,2-DCE
4/26/99	22,200.0	224.0	1.6	4/26/99	53,700.0	0.0	0.0	11/15/11	2.5	0.3	0.0
7/14/99	11,700.0	2,410.0	0.0	7/14/99	36,700.0	1,040.0	0.0	12/16/11	3.1	0.5	0.0
10/26/99	705.0	745.0	50.1	10/26/99	6,800.0	2,600.0	401.0				
6/7/00	99.1	87.7	12.7	1/24/00	2,140.0	4,380.0	1,290.0				
9/29/00	27.8	26.7	1.0	6/7/00	897.0	3,540.0	2,373.7				
3/19/01	64.2	18.9	28.8	9/29/00	134.0	928.0	1,562.0				
6/14/01	4.9	3.3	0.0	1/3/01	55.8	929.0	1,569.8				
11/15/11	1.6	0.0	0.0	3/19/01	0.0	117.0	13,243.7				
12/16/11	1.2	0.0	0.0	6/14/01	1.6	2.5	19.4				
				9/6/01	6.3	10.0	5.0				
				11/15/11	2.9	0.4	0.0				
				12/16/11	1.8	0.4	0.0				
				12/16/11	1.9	0.4	0.0				
Min	1.2	0.0	0.0	Min	0.0	0.0	0.0	Min	2.5	0.3	0.0
Max	22,200.0	2,410.0	50.1	Max	53,700.0	4,380.0	13,243.7	Max	3.1	0.5	0.0
Average	3,867.1	390.6	10.5	Average	7,726.3	1,042.1	1,574.2	Average	2.8	0.4	0.0

All values are in micrograms per liter (µg/l).
 0.0 = Not detected at or above the method detection limit.
 NA = Not analyzed.



Attachment 1 – Data Validation Report

Data Validation Report

**FULTON AVENUE SITE
GARDEN CITY PARK, NEW YORK
2023 AUGUST/SEPTEMBER GROUNDWATER SAMPLES
SGS DAYTON, NEW JERSEY
JOB NOS: JD71781, JD71859, JD71989, JD72121**

**Environmental
Resources
Management**

1218 3rd Avenue
Suite 1412
Seattle, WA 98101
Telephone: +1 425 462 8591
Fax: +1 425 455 357

1. DELIVERABLES

The data packages referenced above for 18 groundwater samples, one blind field duplicate sample, five field blanks (FB), four trip blanks (TB), and one sets of matrix spike/matrix spike duplicate (MS/MSD) samples were generated following the New York State Department of Environmental Conservation (NYSDEC) Analytical Services Protocol (ASP) Category B deliverable format. The sample specific analysis included Target Analyte List (TAL) Volatile Organic Compounds (VOCs) analyzed by USEPA SW-846 Method 8260D following "Test Methods for Evaluation Solid Waste, USEPA SW 846, Third Edition, September 1986, with revisions."

The data have been evaluated according to the protocols and quality control (QC) requirements of the analytical methods, the NYSDEC ASP, the reviewer's professional judgment, and in accordance with the *United States Environmental Protection Agency (USEPA) National Functional Guidelines for Organic Superfund Methods Data Review (November 2020)*. All analytical results underwent a manual Stage 4 validation, as detailed in Appendix A of *USEPA Guidance for Labeling Externally Validated Laboratory Analytical Data for Superfund Use (January 2009)*.

This data validation report pertains to the following groundwater and QC samples collected from 28 August to 1 September 2023:

Samples

<u>JD71781</u>	<u>JD71859</u>	<u>JD71989</u>	<u>JD72121</u>
MW15A-145-082823	MW22C-315-082923	MW20A-145-083023	GCP01-52.5-083123
	MW22B-275-082923	MW23D-447-083023	GCP01D-110-083123
	MW22A-125-082923	MW23C-403-083023	GCP18S-48.5-083123
	MW20B-250-082923	MW23A-265-083023	GCP18D-118-083123
	MW20C-405-082923	GCP15S-51-083023	GCP08-54.2-083123
		MW15B-356-083023	MW23B-350-090123

QC Samples

DUP-082923 (blind field duplicate sample of MW20B-250)
MW22C-315-082923 MS MSD
FB-082823 (Field Blank)
FB-082923 (Field Blank)
FB-083023 (Field Blank)
FB-083123 (Field Blank)
FB-090123 (Field Blank)
TB-082823 (Trip Blank)
TB-082923 (Trip Blank)
TB-083023 (Trip Blank)
TB-090123 (Trip Blank)



2. GENERAL COMMENTS

- The Chains-of-Custody (COCs) were reviewed for completeness and accuracy. No discrepancies were observed.
- The case narratives were reviewed, and any QC issues noted by the laboratory are discussed in detail below.
- Analytes positively identified at concentrations below their respective reporting limit (RL), but above the method detection limit (MDL), are qualified with a “J” by the laboratory to indicate they are quantitative estimates. No additional qualification is required unless detailed below. All data are valid and usable to meet the project data quality objectives (DQO).
- The lab reports non-detects (ND) as “ND” on the Form 1s. Data for this project present non-detects with a “U”. Any qualification that requires non-detects to be qualified as estimated, “UJ”, will be presented on the Form 1s as “ND J”, but in report tables as “UJ”.

3. VOLATILE ORGANIC DATA

3.1. Holding Time (HT)

All HT criteria were met.

3.2. Surrogates

All percent recoveries (%R) met QC criteria.

3.3. Blank Spike (BS)

All %R and relative percent difference (RPD) met QC criteria except those listed below.

BS Analytical Batch	Analytes	%R (Bias)	Qualifier
V1X8705	Carbon disulfide 1,1-Dichloroethene	133 (High) 125 (High)	None – All ND None – All ND

3.4. MS/MSD

An MS/MSD was collected and analyzed on MW22C-315. The lab also analyzed an MS on GCP01D-110 and provided batch QC to meet method requirements. No qualification of the data is performed based on batch QC. All %R met QC criteria except those listed below.

ERM Sample ID	Analytes	MS %R / MSD %R / RPD (Bias)	Qualifier
MW22C-315	Bromochloromethane Numerous Analytes	OK/76 RPD - see note	None ¹ None ²
GCP01D-110	Trichlorofluoromethane	153/NA/NA	None – ND

¹ – No action unless deficient in both MS and MSD.

² – Above the lab's in-house QC criteria, but below project DQO criteria of 30%.

3.5. Method Blank (MB)

The MBs exhibited no target analytes.

3.6. FB

The FBs exhibited no target analytes.

3.7. TB

The TBs exhibited no target analytes.

3.8. Gas Chromatography/Mass Spectroscopy (GC/MS) Instrument Tuning and Performance

All instrument tunes met QC criteria.

3.9. Initial Calibration (ICAL)

The ICAL exhibited percent relative standard deviation (%RSD) and mean relative response factor (RRF) values that met QC criteria.

3.10. Initial Calibration Verifications (ICVs)

The ICVs exhibited percent difference (%D) and RRF values that met QC criteria.

3.11. Continuing Calibration Verifications (CCVs)

The CCVs exhibited %D and RRF values that met QC criteria, except those listed in the table below. The lab has noted several analytes not meeting CCV criteria in the narratives, however the %D met validation criteria (40%; 0.010) and no qualification is required. Those are not listed in the table below.

CCV	Analytes	%D	Associated ERM IDs	Qualifier
V2E8698-CC8696	Dichlorodifluoromethane	-41.1	JD71989-01, -04, -06	UJ

3.12. Internal Standard (IS) Area Performance

All IS area response and retention time (RT) met QC criteria.

3.13. Blind Field Duplicate

DUP-082923 is a blind field duplicate sample of MW20B-250. All results matched well.

3.14. Sample Analysis

No issues were observed.

4. SUMMARY

All data are valid and usable with the qualifications noted in this review.

- No qualifier - Positive detection. The analyte was positively identified at the associated numerical value which is the concentration of the analyte in the sample.
- J - Estimated Positive detection. The analyte was identified at a concentration below the RL but greater than the MDL. The value is usable as an estimated result.
- U - Non-Detect. The analyte was analyzed for, but not detected. The associated numerical value is the RL. The value is usable as a non-detect at the RL.
- UJ – Estimated Non-Detect. The analyte was analyzed for, but not detected. The associated numerical value is the RL. The value is an estimated quantity due to a QC exceedance. The value is usable as a non-detect at the estimated RL.

SGS North America Inc.

Report of Analysis

Page 1 of 2

Client Sample ID: TB-082823	Date Sampled: 08/28/23
Lab Sample ID: JD71781-1	Date Received: 08/28/23
Matrix: AQ - Trip Blank Water	Percent Solids: n/a
Method: SW846 8260D	
Project: Genesco, 150 Fulton Avenue, Garden City, NY	

Run #1	File ID	DF	Analyzed	By	Prep Date	Prep Batch	Analytical Batch
Run #2	2X201168.D	1	08/29/23 11:07	LD	n/a	n/a	V2X8705

Run #1	Purge Volume
Run #2	5.0 ml

VOA TCL List

CAS No.	Compound	Result	RL	MDL	Units	Q
67-64-1	Acetone	ND	10	3.1	ug/l	
71-43-2	Benzene	ND	0.50	0.43	ug/l	
74-97-5	Bromochloromethane	ND	1.0	0.48	ug/l	
75-27-4	Bromodichloromethane	ND	1.0	0.45	ug/l	
75-25-2	Bromoform	ND	1.0	0.63	ug/l	
74-83-9	Bromomethane	ND	2.0	1.6	ug/l	
78-93-3	2-Butanone (MEK)	ND	10	2.7	ug/l	
75-15-0	Carbon disulfide ^a	ND	2.0	1.8	ug/l	
56-23-5	Carbon tetrachloride	ND	1.0	0.55	ug/l	
108-90-7	Chlorobenzene	ND	1.0	0.56	ug/l	
75-00-3	Chloroethane	ND	1.0	0.73	ug/l	
67-66-3	Chloroform	ND	1.0	0.50	ug/l	
74-87-3	Chloromethane	ND	1.0	0.76	ug/l	
110-82-7	Cyclohexane	ND	5.0	0.78	ug/l	
96-12-8	1,2-Dibromo-3-chloropropane	ND	2.0	0.53	ug/l	
124-48-1	Dibromochloromethane	ND	1.0	0.56	ug/l	
106-93-4	1,2-Dibromoethane	ND	1.0	0.48	ug/l	
95-50-1	1,2-Dichlorobenzene	ND	1.0	0.53	ug/l	
541-73-1	1,3-Dichlorobenzene	ND	1.0	0.54	ug/l	
106-46-7	1,4-Dichlorobenzene	ND	1.0	0.51	ug/l	
75-71-8	Dichlorodifluoromethane	ND	2.0	0.56	ug/l	
75-34-3	1,1-Dichloroethane	ND	1.0	0.57	ug/l	
107-06-2	1,2-Dichloroethane	ND	1.0	0.60	ug/l	
75-35-4	1,1-Dichloroethene	ND	1.0	0.59	ug/l	
156-59-2	cis-1,2-Dichloroethene	ND	1.0	0.51	ug/l	
156-60-5	trans-1,2-Dichloroethene	ND	1.0	0.54	ug/l	
78-87-5	1,2-Dichloropropane	ND	1.0	0.51	ug/l	
10061-01-5	cis-1,3-Dichloropropene	ND	1.0	0.47	ug/l	
10061-02-6	trans-1,3-Dichloropropene	ND	1.0	0.43	ug/l	
100-41-4	Ethylbenzene	ND	1.0	0.60	ug/l	
76-13-1	Freon 113 ^a	ND	5.0	0.58	ug/l	
591-78-6	2-Hexanone	ND	5.0	4.8	ug/l	

ND = Not detected

MDL = Method Detection Limit

J = Indicates an estimated value

RL = Reporting Limit

B = Indicates analyte found in associated method blank

E = Indicates value exceeds calibration range

N = Indicates presumptive evidence of a compound

Report of Analysis

Client Sample ID: TB-082823		Date Sampled: 08/28/23
Lab Sample ID: JD71781-1		Date Received: 08/28/23
Matrix: AQ - Trip Blank Water		Percent Solids: n/a
Method: SW846 8260D		
Project: Genesco, 150 Fulton Avenue, Garden City, NY		

VOA TCL List

CAS No.	Compound	Result	RL	MDL	Units	Q
98-82-8	Isopropylbenzene	ND	1.0	0.65	ug/l	
79-20-9	Methyl Acetate	ND	5.0	0.80	ug/l	
108-87-2	Methylcyclohexane	ND	5.0	0.60	ug/l	
1634-04-4	Methyl Tert Butyl Ether	ND	1.0	0.51	ug/l	
108-10-1	4-Methyl-2-pentanone(MIBK)	ND	5.0	4.9	ug/l	
75-09-2	Methylene chloride	ND	2.0	1.0	ug/l	
100-42-5	Styrene	ND	1.0	0.49	ug/l	
79-34-5	1,1,2,2-Tetrachloroethane	ND	1.0	0.65	ug/l	
127-18-4	Tetrachloroethene	ND	1.0	0.56	ug/l	
108-88-3	Toluene	ND	1.0	0.49	ug/l	
87-61-6	1,2,3-Trichlorobenzene	ND	1.0	0.50	ug/l	
120-82-1	1,2,4-Trichlorobenzene	ND	1.0	0.50	ug/l	
71-55-6	1,1,1-Trichloroethane	ND	1.0	0.54	ug/l	
79-00-5	1,1,2-Trichloroethane	ND	1.0	0.53	ug/l	
79-01-6	Trichloroethene	ND	1.0	0.53	ug/l	
75-69-4	Trichlorofluoromethane	ND	2.0	0.40	ug/l	
75-01-4	Vinyl chloride	ND	1.0	0.52	ug/l	
	m,p-Xylene	ND	1.0	0.78	ug/l	
95-47-6	o-Xylene	ND	1.0	0.59	ug/l	
1330-20-7	Xylene (total)	ND	1.0	0.59	ug/l	

CAS No.	Surrogate Recoveries	Run# 1	Run# 2	Limits
1868-53-7	Dibromofluoromethane	108%		80-120%
17060-07-0	1,2-Dichloroethane-D4	100%		80-120%
2037-26-5	Toluene-D8	99%		80-120%
460-00-4	4-Bromofluorobenzene	98%		82-114%

(a) Associated CCV outside of control limits high, sample was ND.

ND = Not detected MDL = Method Detection Limit J = Indicates an estimated value
 RL = Reporting Limit B = Indicates analyte found in associated method blank
 E = Indicates value exceeds calibration range N = Indicates presumptive evidence of a compound

4.1
4

SGS North America Inc.

Report of Analysis

Page 1 of 2

Client Sample ID: FB-082823	Date Sampled: 08/28/23
Lab Sample ID: JD71781-2	Date Received: 08/28/23
Matrix: AQ - Field Blank Water	Percent Solids: n/a
Method: SW846 8260D	
Project: Genesco, 150 Fulton Avenue, Garden City, NY	

Run #	File ID	DF	Analyzed	By	Prep Date	Prep Batch	Analytical Batch
Run #1	1X201169.D	1	08/29/23 11:24	LD	n/a	n/a	V1X8705
Run #2							

Run #	Purge Volume
Run #1	5.0 ml
Run #2	

VOA TCL List

CAS No.	Compound	Result	RL	MDL	Units	Q
67-64-1	Acetone	ND	10	3.1	ug/l	
71-43-2	Benzene	ND	0.50	0.43	ug/l	
74-97-5	Bromochloromethane	ND	1.0	0.48	ug/l	
75-27-4	Bromodichloromethane	ND	1.0	0.45	ug/l	
75-25-2	Bromoform	ND	1.0	0.63	ug/l	
74-83-9	Bromomethane	ND	2.0	1.6	ug/l	
78-93-3	2-Butanone (MEK)	ND	10	2.7	ug/l	
75-15-0	Carbon disulfide ^a	ND	2.0	1.8	ug/l	
56-23-5	Carbon tetrachloride	ND	1.0	0.55	ug/l	
108-90-7	Chlorobenzene	ND	1.0	0.56	ug/l	
75-00-3	Chloroethane	ND	1.0	0.73	ug/l	
67-66-3	Chloroform	ND	1.0	0.50	ug/l	
74-87-3	Chloromethane	ND	1.0	0.76	ug/l	
110-82-7	Cyclohexane	ND	5.0	0.78	ug/l	
96-12-8	1,2-Dibromo-3-chloropropane	ND	2.0	0.53	ug/l	
124-48-1	Dibromochloromethane	ND	1.0	0.56	ug/l	
106-93-4	1,2-Dibromoethane	ND	1.0	0.48	ug/l	
95-50-1	1,2-Dichlorobenzene	ND	1.0	0.53	ug/l	
541-73-1	1,3-Dichlorobenzene	ND	1.0	0.54	ug/l	
106-46-7	1,4-Dichlorobenzene	ND	1.0	0.51	ug/l	
75-71-8	Dichlorodifluoromethane	ND	2.0	0.56	ug/l	
75-34-3	1,1-Dichloroethane	ND	1.0	0.57	ug/l	
107-06-2	1,2-Dichloroethane	ND	1.0	0.60	ug/l	
75-35-4	1,1-Dichloroethene ^a	ND	1.0	0.59	ug/l	
156-59-2	cis-1,2-Dichloroethene	ND	1.0	0.51	ug/l	
156-60-5	trans-1,2-Dichloroethene	ND	1.0	0.54	ug/l	
78-87-5	1,2-Dichloropropane	ND	1.0	0.51	ug/l	
10061-01-5	cis-1,3-Dichloropropene	ND	1.0	0.47	ug/l	
10061-02-6	trans-1,3-Dichloropropene	ND	1.0	0.43	ug/l	
100-41-4	Ethylbenzene	ND	1.0	0.60	ug/l	
76-13-1	Freon 113 ^b	ND	5.0	0.58	ug/l	
591-78-6	2-Hexanone	ND	5.0	4.8	ug/l	

ND = Not detected

MDL = Method Detection Limit

J = Indicates an estimated value

RL = Reporting Limit

B = Indicates analyte found in associated method blank

E = Indicates value exceeds calibration range

N = Indicates presumptive evidence of a compound

Report of Analysis

Client Sample ID: FB-082823	
Lab Sample ID: JD71781-2	Date Sampled: 08/28/23
Matrix: AQ - Field Blank Water	Date Received: 08/28/23
Method: SW846 8260D	Percent Solids: n/a
Project: Genesco, 150 Fulton Avenue, Garden City, NY	

VOA TCL List

CAS No.	Compound	Result	RL	MDL	Units	Q
98-82-8	Isopropylbenzene	ND	1.0	0.65	ug/l	
79-20-9	Methyl Acetate	ND	5.0	0.80	ug/l	
108-87-2	Methylcyclohexane	ND	5.0	0.60	ug/l	
1634-04-4	Methyl Tert Butyl Ether	ND	1.0	0.51	ug/l	
108-10-1	4-Methyl-2-pentanone(MIBK)	ND	5.0	4.9	ug/l	
75-09-2	Methylene chloride	ND	2.0	1.0	ug/l	
100-42-5	Styrene	ND	1.0	0.49	ug/l	
79-34-5	1,1,2,2-Tetrachloroethane	ND	1.0	0.65	ug/l	
127-18-4	Tetrachloroethene	ND	1.0	0.56	ug/l	
108-88-3	Toluene	ND	1.0	0.49	ug/l	
87-61-6	1,2,3-Trichlorobenzene	ND	1.0	0.50	ug/l	
120-82-1	1,2,4-Trichlorobenzene	ND	1.0	0.50	ug/l	
71-55-6	1,1,1-Trichloroethane	ND	1.0	0.54	ug/l	
79-00-5	1,1,2-Trichloroethane	ND	1.0	0.53	ug/l	
79-01-6	Trichloroethene	ND	1.0	0.53	ug/l	
75-69-4	Trichlorofluoromethane	ND	2.0	0.40	ug/l	
75-01-4	Vinyl chloride	ND	1.0	0.52	ug/l	
	m,p-Xylene	ND	1.0	0.78	ug/l	
95-47-6	o-Xylene	ND	1.0	0.59	ug/l	
1330-20-7	Xylene (total)	ND	1.0	0.59	ug/l	

CAS No.	Surrogate Recoveries	Run# 1	Run# 2	Limits
1868-53-7	Dibromofluoromethane	107%		80-120%
17060-07-0	1,2-Dichloroethane-D4	102%		80-120%
2037-26-5	Toluene-D8	97%		80-120%
460-00-4	4-Bromofluorobenzene	96%		82-114%

- (a) Associated CCV outside of control limits high, sample was ND. This compound in blank spike is outside in house QC limits bias high.
- (b) Associated CCV outside of control limits high, sample was ND.

ND = Not detected MDL = Method Detection Limit J = Indicates an estimated value
 RL = Reporting Limit B = Indicates analyte found in associated method blank
 E = Indicates value exceeds calibration range N = Indicates presumptive evidence of a compound

4.2
4

SGS North America Inc.

Report of Analysis

Page 1 of 2

Client Sample ID:	MW15A-145-082823	Date Sampled:	08/28/23
Lab Sample ID:	JD71781-3	Date Received:	08/28/23
Matrix:	AQ - Ground Water	Percent Solids:	n/a
Method:	SW846 8260D		
Project:	Genesco, 150 Fulton Avenue, Garden City, NY		

Run #	File ID	DF	Analyzed	By	Prep Date	Prep Batch	Analytical Batch
Run #1	2X201180.D	1	08/29/23 14:29	LD	n/a	n/a	V2X8705
Run #2							

Run #	Purge Volume
Run #1	5.0 ml
Run #2	

VOA TCL List

CAS No.	Compound	Result	RL	MDL	Units	Q
67-64-1	Acetone	ND	10	3.1	ug/l	
71-43-2	Benzene	0.70	0.50	0.43	ug/l	
74-97-5	Bromochloromethane	ND	1.0	0.48	ug/l	
75-27-4	Bromodichloromethane	ND	1.0	0.45	ug/l	
75-25-2	Bromoform	ND	1.0	0.63	ug/l	
74-83-9	Bromomethane	ND	2.0	1.6	ug/l	
78-93-3	2-Butanone (MEK)	ND	10	2.7	ug/l	
75-15-0	Carbon disulfide ^a	ND	2.0	1.8	ug/l	
56-23-5	Carbon tetrachloride	ND	1.0	0.55	ug/l	
108-90-7	Chlorobenzene	ND	1.0	0.56	ug/l	
75-00-3	Chloroethane	ND	1.0	0.73	ug/l	
67-66-3	Chloroform	ND	1.0	0.50	ug/l	
74-87-3	Chloromethane	ND	1.0	0.76	ug/l	
110-82-7	Cyclohexane	ND	5.0	0.78	ug/l	
96-12-8	1,2-Dibromo-3-chloropropane	ND	2.0	0.53	ug/l	
124-48-1	Dibromochloromethane	ND	1.0	0.56	ug/l	
106-93-4	1,2-Dibromoethane	ND	1.0	0.48	ug/l	
95-50-1	1,2-Dichlorobenzene	ND	1.0	0.53	ug/l	
541-73-1	1,3-Dichlorobenzene	ND	1.0	0.54	ug/l	
106-46-7	1,4-Dichlorobenzene	ND	1.0	0.51	ug/l	
75-71-8	Dichlorodifluoromethane	ND	2.0	0.56	ug/l	
75-34-3	1,1-Dichloroethane	ND	1.0	0.57	ug/l	
107-06-2	1,2-Dichloroethane	ND	1.0	0.60	ug/l	
75-35-4	1,1-Dichloroethene	ND	1.0	0.59	ug/l	
156-59-2	cis-1,2-Dichloroethene	0.60	1.0	0.51	ug/l	J
156-60-5	trans-1,2-Dichloroethene	ND	1.0	0.54	ug/l	
78-87-5	1,2-Dichloropropane	ND	1.0	0.51	ug/l	
10061-01-5	cis-1,3-Dichloropropene	ND	1.0	0.47	ug/l	
10061-02-6	trans-1,3-Dichloropropene	ND	1.0	0.43	ug/l	
100-41-4	Ethylbenzene	ND	1.0	0.60	ug/l	
76-13-1	Freon 113 ^a	ND	5.0	0.58	ug/l	
591-78-6	2-Hexanone	ND	5.0	4.8	ug/l	

ND = Not detected

MDL = Method Detection Limit

J = Indicates an estimated value

RL = Reporting Limit

B = Indicates analyte found in associated method blank

E = Indicates value exceeds calibration range

N = Indicates presumptive evidence of a compound

Report of Analysis

Client Sample ID: MW15A-145-082823	Date Sampled: 08/28/23
Lab Sample ID: JD71781-3	Date Received: 08/28/23
Matrix: AQ - Ground Water	Percent Solids: n/a
Method: SW846 8260D	
Project: Genesco, 150 Fulton Avenue, Garden City, NY	

VOA TCL List

CAS No.	Compound	Result	RL	MDL	Units	Q
98-82-8	Isopropylbenzene	ND	1.0	0.65	ug/l	
79-20-9	Methyl Acetate	ND	5.0	0.80	ug/l	
108-87-2	Methylcyclohexane	ND	5.0	0.60	ug/l	
1634-04-4	Methyl Tert Butyl Ether	ND	1.0	0.51	ug/l	
108-10-1	4-Methyl-2-pentanone(MIBK)	ND	5.0	4.9	ug/l	
75-09-2	Methylene chloride	ND	2.0	1.0	ug/l	
100-42-5	Styrene	ND	1.0	0.49	ug/l	
79-34-5	1,1,2,2-Tetrachloroethane	ND	1.0	0.65	ug/l	
127-18-4	Tetrachloroethene	0.62	1.0	0.56	ug/l	J
108-88-3	Toluene	ND	1.0	0.49	ug/l	
87-61-6	1,2,3-Trichlorobenzene	ND	1.0	0.50	ug/l	
120-82-1	1,2,4-Trichlorobenzene	ND	1.0	0.50	ug/l	
71-55-6	1,1,1-Trichloroethane	ND	1.0	0.54	ug/l	
79-00-5	1,1,2-Trichloroethane	ND	1.0	0.53	ug/l	
79-01-6	Trichloroethene	ND	1.0	0.53	ug/l	
75-69-4	Trichlorofluoromethane	ND	2.0	0.40	ug/l	
75-01-4	Vinyl chloride	ND	1.0	0.52	ug/l	
	m,p-Xylene	ND	1.0	0.78	ug/l	
95-47-6	o-Xylene	ND	1.0	0.59	ug/l	
1330-20-7	Xylene (total)	ND	1.0	0.59	ug/l	

CAS No.	Surrogate Recoveries	Run# 1	Run# 2	Limits
1868-53-7	Dibromofluoromethane	107%		80-120%
17060-07-0	1,2-Dichloroethane-D4	100%		80-120%
2037-26-5	Toluene-D8	98%		80-120%
460-00-4	4-Bromofluorobenzene	99%		82-114%

(a) Associated CCV outside of control limits high, sample was ND.

ND = Not detected MDL = Method Detection Limit J = Indicates an estimated value
 RL = Reporting Limit B = Indicates analyte found in associated method blank
 E = Indicates value exceeds calibration range N = Indicates presumptive evidence of a compound

4.3
4

SGS North America Inc.

Report of Analysis

Page 1 of 2

Client Sample ID: TB-082923		Date Sampled: 08/29/23
Lab Sample ID: JD71859-1		Date Received: 08/29/23
Matrix: AQ - Trip Blank Water		Percent Solids: n/a
Method: SW846 8260D		
Project: Genesco, 150 Fulton Avenue, Garden City, NY		

Run #1	File ID	DF	Analyzed	By	Prep Date	Prep Batch	Analytical Batch
Run #2	2N4596.D	1	08/30/23 16:56	BK	n/a	n/a	V2N123

Run #1	Purge Volume
Run #2	5.0 ml

VOA TCL List

CAS No.	Compound	Result	RL	MDL	Units	Q
67-64-1	Acetone	ND	10	3.1	ug/l	
71-43-2	Benzene	ND	0.50	0.43	ug/l	
74-97-5	Bromochloromethane	ND	1.0	0.48	ug/l	
75-27-4	Bromodichloromethane	ND	1.0	0.45	ug/l	
75-25-2	Bromoform	ND	1.0	0.63	ug/l	
74-83-9	Bromomethane	ND	2.0	1.6	ug/l	
78-93-3	2-Butanone (MEK)	ND	10	2.7	ug/l	
75-15-0	Carbon disulfide	ND	2.0	1.8	ug/l	
56-23-5	Carbon tetrachloride	ND	1.0	0.55	ug/l	
108-90-7	Chlorobenzene	ND	1.0	0.56	ug/l	
75-00-3	Chloroethane	ND	1.0	0.73	ug/l	
67-66-3	Chloroform	ND	1.0	0.50	ug/l	
74-87-3	Chloromethane	ND	1.0	0.76	ug/l	
110-82-7	Cyclohexane	ND	5.0	0.78	ug/l	
96-12-8	1,2-Dibromo-3-chloropropane	ND	2.0	0.53	ug/l	
124-48-1	Dibromochloromethane	ND	1.0	0.56	ug/l	
106-93-4	1,2-Dibromoethane	ND	1.0	0.48	ug/l	
95-50-1	1,2-Dichlorobenzene	ND	1.0	0.53	ug/l	
541-73-1	1,3-Dichlorobenzene	ND	1.0	0.54	ug/l	
106-46-7	1,4-Dichlorobenzene	ND	1.0	0.51	ug/l	
75-71-8	Dichlorodifluoromethane	ND	2.0	0.56	ug/l	
75-34-3	1,1-Dichloroethane	ND	1.0	0.57	ug/l	
107-06-2	1,2-Dichloroethane	ND	1.0	0.60	ug/l	
75-35-4	1,1-Dichloroethene	ND	1.0	0.59	ug/l	
156-59-2	cis-1,2-Dichloroethene	ND	1.0	0.51	ug/l	
156-60-5	trans-1,2-Dichloroethene	ND	1.0	0.54	ug/l	
78-87-5	1,2-Dichloropropane	ND	1.0	0.51	ug/l	
10061-01-5	cis-1,3-Dichloropropene	ND	1.0	0.47	ug/l	
10061-02-6	trans-1,3-Dichloropropene	ND	1.0	0.43	ug/l	
100-41-4	Ethylbenzene	ND	1.0	0.60	ug/l	
76-13-1	Freon 113	ND	5.0	0.58	ug/l	
591-78-6	2-Hexanone	ND	5.0	4.8	ug/l	

ND = Not detected MDL = Method Detection Limit

RL = Reporting Limit

E = Indicates value exceeds calibration range

J = Indicates an estimated value

B = Indicates analyte found in associated method blank

N = Indicates presumptive evidence of a compound

Report of Analysis

Client Sample ID: TB-082923	Date Sampled: 08/29/23
Lab Sample ID: JD71859-1	Date Received: 08/29/23
Matrix: AQ - Trip Blank Water	Percent Solids: n/a
Method: SW846 8260D	
Project: Genesco, 150 Fulton Avenue, Garden City, NY	

VOA TCL List

CAS No.	Compound	Result	RL	MDL	Units	Q
98-82-8	Isopropylbenzene	ND	1.0	0.65	ug/l	
79-20-9	Methyl Acetate	ND	5.0	0.80	ug/l	
108-87-2	Methylcyclohexane	ND	5.0	0.60	ug/l	
1634-04-4	Methyl Tert Butyl Ether	ND	1.0	0.51	ug/l	
108-10-1	4-Methyl-2-pentanone(MIBK)	ND	5.0	4.9	ug/l	
75-09-2	Methylene chloride	ND	2.0	1.0	ug/l	
100-42-5	Styrene	ND	1.0	0.49	ug/l	
79-34-5	1,1,2,2-Tetrachloroethane	ND	1.0	0.65	ug/l	
127-18-4	Tetrachloroethene	ND	1.0	0.56	ug/l	
108-88-3	Toluene	ND	1.0	0.49	ug/l	
87-61-6	1,2,3-Trichlorobenzene	ND	1.0	0.50	ug/l	
120-82-1	1,2,4-Trichlorobenzene	ND	1.0	0.50	ug/l	
71-55-6	1,1,1-Trichloroethane	ND	1.0	0.54	ug/l	
79-00-5	1,1,2-Trichloroethane	ND	1.0	0.53	ug/l	
79-01-6	Trichloroethene	ND	1.0	0.53	ug/l	
75-69-4	Trichlorofluoromethane	ND	2.0	0.40	ug/l	
75-01-4	Vinyl chloride	ND	1.0	0.52	ug/l	
	m,p-Xylene	ND	1.0	0.78	ug/l	
95-47-6	o-Xylene	ND	1.0	0.59	ug/l	
1330-20-7	Xylene (total)	ND	1.0	0.59	ug/l	

CAS No.	Surrogate Recoveries	Run# 1	Run# 2	Limits
1868-53-7	Dibromofluoromethane	106%		80-120%
17060-07-0	1,2-Dichloroethane-D4	100%		80-120%
2037-26-5	Toluene-D8	101%		80-120%
460-00-4	4-Bromofluorobenzene	100%		82-114%

ND = Not detected MDL = Method Detection Limit
 RL = Reporting Limit
 E = Indicates value exceeds calibration range

J = Indicates an estimated value
 B = Indicates analyte found in associated method blank
 N = Indicates presumptive evidence of a compound

SGS North America Inc.

Report of Analysis

Page 1 of 2

Client Sample ID: FB-082923		Date Sampled: 08/29/23
Lab Sample ID: JD71859-2		Date Received: 08/29/23
Matrix: AQ - Field Blank Water		Percent Solids: n/a
Method: SW846 8260D		
Project: Genesco, 150 Fulton Avenue, Garden City, NY		

Run #1	File ID	DF	Analyzed	By	Prep Date	Prep Batch	Analytical Batch
Run #1	1N4613.D	1	08/30/23 20:51	BK	n/a	n/a	V1N123
Run #2							

Run #1	Purge Volume
Run #1	5.0 ml
Run #2	

VOA TCL List

CAS No.	Compound	Result	RL	MDL	Units	Q
67-64-1	Acetone	ND	10	3.1	ug/l	
71-43-2	Benzene	ND	0.50	0.43	ug/l	
74-97-5	Bromochloromethane	ND	1.0	0.48	ug/l	
75-27-4	Bromodichloromethane	ND	1.0	0.45	ug/l	
75-25-2	Bromoform	ND	1.0	0.63	ug/l	
74-83-9	Bromomethane ^a	ND	2.0	1.6	ug/l	
78-93-3	2-Butanone (MEK)	ND	10	2.7	ug/l	
75-15-0	Carbon disulfide	ND	2.0	1.8	ug/l	
56-23-5	Carbon tetrachloride	ND	1.0	0.55	ug/l	
108-90-7	Chlorobenzene	ND	1.0	0.56	ug/l	
75-00-3	Chloroethane	ND	1.0	0.73	ug/l	
67-66-3	Chloroform	ND	1.0	0.50	ug/l	
74-87-3	Chloromethane	ND	1.0	0.76	ug/l	
110-82-7	Cyclohexane	ND	5.0	0.78	ug/l	
96-12-8	1,2-Dibromo-3-chloropropane	ND	2.0	0.53	ug/l	
124-48-1	Dibromochloromethane	ND	1.0	0.56	ug/l	
106-93-4	1,2-Dibromoethane	ND	1.0	0.48	ug/l	
95-50-1	1,2-Dichlorobenzene	ND	1.0	0.53	ug/l	
541-73-1	1,3-Dichlorobenzene	ND	1.0	0.54	ug/l	
106-46-7	1,4-Dichlorobenzene	ND	1.0	0.51	ug/l	
75-71-8	Dichlorodifluoromethane	ND	2.0	0.56	ug/l	
75-34-3	1,1-Dichloroethane	ND	1.0	0.57	ug/l	
107-06-2	1,2-Dichloroethane	ND	1.0	0.60	ug/l	
75-35-4	1,1-Dichloroethene	ND	1.0	0.59	ug/l	
156-59-2	cis-1,2-Dichloroethene	ND	1.0	0.51	ug/l	
156-60-5	trans-1,2-Dichloroethene	ND	1.0	0.54	ug/l	
78-87-5	1,2-Dichloropropane	ND	1.0	0.51	ug/l	
10061-01-5	cis-1,3-Dichloropropene	ND	1.0	0.47	ug/l	
10061-02-6	trans-1,3-Dichloropropene	ND	1.0	0.43	ug/l	
100-41-4	Ethylbenzene	ND	1.0	0.60	ug/l	
76-13-1	Freon 113	ND	5.0	0.58	ug/l	
591-78-6	2-Hexanone	ND	5.0	4.8	ug/l	

ND = Not detected MDL = Method Detection Limit

RL = Reporting Limit

E = Indicates value exceeds calibration range

J = Indicates an estimated value

B = Indicates analyte found in associated method blank

N = Indicates presumptive evidence of a compound

Report of Analysis

Client Sample ID: FB-082923		Date Sampled: 08/29/23
Lab Sample ID: JD71859-2		Date Received: 08/29/23
Matrix: AQ - Field Blank Water		Percent Solids: n/a
Method: SW846 8260D		
Project: Genesco, 150 Fulton Avenue, Garden City, NY		

VOA TCL List

CAS No.	Compound	Result	RL	MDL	Units	Q
98-82-8	Isopropylbenzene	ND	1.0	0.65	ug/l	
79-20-9	Methyl Acetate	ND	5.0	0.80	ug/l	
108-87-2	Methylcyclohexane	ND	5.0	0.60	ug/l	
1634-04-4	Methyl Tert Butyl Ether	ND	1.0	0.51	ug/l	
108-10-1	4-Methyl-2-pentanone(MIBK)	ND	5.0	4.9	ug/l	
75-09-2	Methylene chloride	ND	2.0	1.0	ug/l	
100-42-5	Styrene	ND	1.0	0.49	ug/l	
79-34-5	1,1,2,2-Tetrachloroethane	ND	1.0	0.65	ug/l	
127-18-4	Tetrachloroethene	ND	1.0	0.56	ug/l	
108-88-3	Toluene	ND	1.0	0.49	ug/l	
87-61-6	1,2,3-Trichlorobenzene	ND	1.0	0.50	ug/l	
120-82-1	1,2,4-Trichlorobenzene	ND	1.0	0.50	ug/l	
71-55-6	1,1,1-Trichloroethane	ND	1.0	0.54	ug/l	
79-00-5	1,1,2-Trichloroethane	ND	1.0	0.53	ug/l	
79-01-6	Trichloroethene	ND	1.0	0.53	ug/l	
75-69-4	Trichlorofluoromethane	ND	2.0	0.40	ug/l	
75-01-4	Vinyl chloride	ND	1.0	0.52	ug/l	
	m,p-Xylene	ND	1.0	0.78	ug/l	
95-47-6	o-Xylene	ND	1.0	0.59	ug/l	
1330-20-7	Xylene (total)	ND	1.0	0.59	ug/l	

CAS No.	Surrogate Recoveries	Run# 1	Run# 2	Limits
1868-53-7	Dibromofluoromethane	109%		80-120%
17060-07-0	1,2-Dichloroethane-D4	103%		80-120%
2037-26-5	Toluene-D8	102%		80-120%
460-00-4	4-Bromofluorobenzene	102%		82-114%

(a) Associated CCV outside of control limits low. A sensitivity check was analyzed to demonstrate system suitability to detect affected analyte. Sample was ND.

ND = Not detected MDL = Method Detection Limit J = Indicates an estimated value
 RL = Reporting Limit B = Indicates analyte found in associated method blank
 E = Indicates value exceeds calibration range N = Indicates presumptive evidence of a compound

4.2
4

SGS North America Inc.

Report of Analysis

Page 1 of 2

Client Sample ID: MW22C-315-082923	Date Sampled: 08/29/23
Lab Sample ID: JD71859-3	Date Received: 08/29/23
Matrix: AQ - Ground Water	Percent Solids: n/a
Method: SW846 8260D	
Project: Genesco, 150 Fulton Avenue, Garden City, NY	

Run #1	File ID	DF	Analyzed	By	Prep Date	Prep Batch	Analytical Batch
Run #2	1N4597.D	1	08/30/23 17:10	BK	n/a	n/a	V1N123

Run #1	Purge Volume
Run #2	5.0 ml

VOA TCL List

CAS No.	Compound	Result	RL	MDL	Units	Q
67-64-1	Acetone	ND	10	3.1	ug/l	
71-43-2	Benzene	ND	0.50	0.43	ug/l	
74-97-5	Bromochloromethane	ND	1.0	0.48	ug/l	
75-27-4	Bromodichloromethane	ND	1.0	0.45	ug/l	
75-25-2	Bromoform	ND	1.0	0.63	ug/l	
74-83-9	Bromomethane ^a	ND	2.0	1.6	ug/l	
78-93-3	2-Butanone (MEK)	ND	10	2.7	ug/l	
75-15-0	Carbon disulfide	ND	2.0	1.8	ug/l	
56-23-5	Carbon tetrachloride	ND	1.0	0.55	ug/l	
108-90-7	Chlorobenzene	ND	1.0	0.56	ug/l	
75-00-3	Chloroethane	ND	1.0	0.73	ug/l	
67-66-3	Chloroform	ND	1.0	0.50	ug/l	
74-87-3	Chloromethane	ND	1.0	0.76	ug/l	
110-82-7	Cyclohexane	ND	5.0	0.78	ug/l	
96-12-8	1,2-Dibromo-3-chloropropane	ND	2.0	0.53	ug/l	
124-48-1	Dibromochloromethane	ND	1.0	0.56	ug/l	
106-93-4	1,2-Dibromoethane	ND	1.0	0.48	ug/l	
95-50-1	1,2-Dichlorobenzene	ND	1.0	0.53	ug/l	
541-73-1	1,3-Dichlorobenzene	ND	1.0	0.54	ug/l	
106-46-7	1,4-Dichlorobenzene	ND	1.0	0.51	ug/l	
75-71-8	Dichlorodifluoromethane	ND	2.0	0.56	ug/l	
75-34-3	1,1-Dichloroethane	ND	1.0	0.57	ug/l	
107-06-2	1,2-Dichloroethane	ND	1.0	0.60	ug/l	
75-35-4	1,1-Dichloroethene	ND	1.0	0.59	ug/l	
156-59-2	cis-1,2-Dichloroethene	ND	1.0	0.51	ug/l	
156-60-5	trans-1,2-Dichloroethene	ND	1.0	0.54	ug/l	
78-87-5	1,2-Dichloropropane	ND	1.0	0.51	ug/l	
10061-01-5	cis-1,3-Dichloropropene	ND	1.0	0.47	ug/l	
10061-02-6	trans-1,3-Dichloropropene	ND	1.0	0.43	ug/l	
100-41-4	Ethylbenzene	ND	1.0	0.60	ug/l	
76-13-1	Freon 113	ND	5.0	0.58	ug/l	
591-78-6	2-Hexanone	ND	5.0	4.8	ug/l	

ND = Not detected MDL = Method Detection Limit

RL = Reporting Limit

E = Indicates value exceeds calibration range

J = Indicates an estimated value

B = Indicates analyte found in associated method blank

N = Indicates presumptive evidence of a compound

Report of Analysis

Client Sample ID:	MW22C-315-082923	Date Sampled:	08/29/23
Lab Sample ID:	JD71859-3	Date Received:	08/29/23
Matrix:	AQ - Ground Water	Percent Solids:	n/a
Method:	SW846 8260D		
Project:	Genesco, 150 Fulton Avenue, Garden City, NY		

VOA TCL List

CAS No.	Compound	Result	RL	MDL	Units	Q
98-82-8	Isopropylbenzene	ND	1.0	0.65	ug/l	
79-20-9	Methyl Acetate	ND	5.0	0.80	ug/l	
108-87-2	Methylcyclohexane	ND	5.0	0.60	ug/l	
1634-04-4	Methyl Tert Butyl Ether	ND	1.0	0.51	ug/l	
108-10-1	4-Methyl-2-pentanone(MIBK)	ND	5.0	4.9	ug/l	
75-09-2	Methylene chloride	ND	2.0	1.0	ug/l	
100-42-5	Styrene	ND	1.0	0.49	ug/l	
79-34-5	1,1,2,2-Tetrachloroethane	ND	1.0	0.65	ug/l	
127-18-4	Tetrachloroethene	ND	1.0	0.56	ug/l	
108-88-3	Toluene	ND	1.0	0.49	ug/l	
87-61-6	1,2,3-Trichlorobenzene	ND	1.0	0.50	ug/l	
120-82-1	1,2,4-Trichlorobenzene	ND	1.0	0.50	ug/l	
71-55-6	1,1,1-Trichloroethane	ND	1.0	0.54	ug/l	
79-00-5	1,1,2-Trichloroethane	ND	1.0	0.53	ug/l	
79-01-6	Trichloroethene	ND	1.0	0.53	ug/l	
75-69-4	Trichlorofluoromethane	ND	2.0	0.40	ug/l	
75-01-4	Vinyl chloride	ND	1.0	0.52	ug/l	
	m,p-Xylene	ND	1.0	0.78	ug/l	
95-47-6	o-Xylene	ND	1.0	0.59	ug/l	
1330-20-7	Xylene (total)	ND	1.0	0.59	ug/l	

CAS No.	Surrogate Recoveries	Run# 1	Run# 2	Limits
1868-53-7	Dibromofluoromethane	103%		80-120%
17060-07-0	1,2-Dichloroethane-D4	99%		80-120%
2037-26-5	Toluene-D8	102%		80-120%
460-00-4	4-Bromofluorobenzene	101%		82-114%

(a) Associated CCV outside of control limits low. A sensitivity check was analyzed to demonstrate system suitability to detect affected analyte. Sample was ND.

ND = Not detected MDL = Method Detection Limit
 RL = Reporting Limit
 E = Indicates value exceeds calibration range

J = Indicates an estimated value
 B = Indicates analyte found in associated method blank
 N = Indicates presumptive evidence of a compound

SGS North America Inc.

Report of Analysis

Page 1 of 2

Client Sample ID:	MW22B-275-082923	Date Sampled:	08/29/23
Lab Sample ID:	JD71859-4	Date Received:	08/29/23
Matrix:	AQ - Ground Water	Percent Solids:	n/a
Method:	SW846 8260D		
Project:	Genesco, 150 Fulton Avenue, Garden City, NY		

Run #1	File ID	DF	Analyzed	By	Prep Date	Prep Batch	Analytical Batch
Run #1	1N4615.D	1	08/30/23 21:19	BK	n/a	n/a	V1N123
Run #2							

Run #1	Purge Volume
Run #1	5.0 ml
Run #2	

VOA TCL List

CAS No.	Compound	Result	RL	MDL	Units	Q
67-64-1	Acetone	ND	10	3.1	ug/l	
71-43-2	Benzene	ND	0.50	0.43	ug/l	
74-97-5	Bromochloromethane	ND	1.0	0.48	ug/l	
75-27-4	Bromodichloromethane	ND	1.0	0.45	ug/l	
75-25-2	Bromoform	ND	1.0	0.63	ug/l	
74-83-9	Bromomethane ^a	ND	2.0	1.6	ug/l	
78-93-3	2-Butanone (MEK)	ND	10	2.7	ug/l	
75-15-0	Carbon disulfide	ND	2.0	1.8	ug/l	
56-23-5	Carbon tetrachloride	ND	1.0	0.55	ug/l	
108-90-7	Chlorobenzene	ND	1.0	0.56	ug/l	
75-00-3	Chloroethane	ND	1.0	0.73	ug/l	
67-66-3	Chloroform	ND	1.0	0.50	ug/l	
74-87-3	Chloromethane	ND	1.0	0.76	ug/l	
110-82-7	Cyclohexane	ND	5.0	0.78	ug/l	
96-12-8	1,2-Dibromo-3-chloropropane	ND	2.0	0.53	ug/l	
124-48-1	Dibromochloromethane	ND	1.0	0.56	ug/l	
106-93-4	1,2-Dibromoethane	ND	1.0	0.48	ug/l	
95-50-1	1,2-Dichlorobenzene	ND	1.0	0.53	ug/l	
541-73-1	1,3-Dichlorobenzene	ND	1.0	0.54	ug/l	
106-46-7	1,4-Dichlorobenzene	ND	1.0	0.51	ug/l	
75-71-8	Dichlorodifluoromethane	ND	2.0	0.56	ug/l	
75-34-3	1,1-Dichloroethane	ND	1.0	0.57	ug/l	
107-06-2	1,2-Dichloroethane	ND	1.0	0.60	ug/l	
75-35-4	1,1-Dichloroethene	ND	1.0	0.59	ug/l	
156-59-2	cis-1,2-Dichloroethene	ND	1.0	0.51	ug/l	
156-60-5	trans-1,2-Dichloroethene	ND	1.0	0.54	ug/l	
78-87-5	1,2-Dichloropropane	ND	1.0	0.51	ug/l	
10061-01-5	cis-1,3-Dichloropropene	ND	1.0	0.47	ug/l	
10061-02-6	trans-1,3-Dichloropropene	ND	1.0	0.43	ug/l	
100-41-4	Ethylbenzene	ND	1.0	0.60	ug/l	
76-13-1	Freon 113	ND	5.0	0.58	ug/l	
591-78-6	2-Hexanone	ND	5.0	4.8	ug/l	

ND = Not detected MDL = Method Detection Limit

RL = Reporting Limit

E = Indicates value exceeds calibration range

J = Indicates an estimated value

B = Indicates analyte found in associated method blank

N = Indicates presumptive evidence of a compound

Report of Analysis

Client Sample ID: MW22B-275-082923		Date Sampled: 08/29/23
Lab Sample ID: JD71859-4		Date Received: 08/29/23
Matrix: AQ - Ground Water		Percent Solids: n/a
Method: SW846 8260D		
Project: Genesco, 150 Fulton Avenue, Garden City, NY		

VOA TCL List

CAS No.	Compound	Result	RL	MDL	Units	Q
98-82-8	Isopropylbenzene	ND	1.0	0.65	ug/l	
79-20-9	Methyl Acetate	ND	5.0	0.80	ug/l	
108-87-2	Methylcyclohexane	ND	5.0	0.60	ug/l	
1634-04-4	Methyl Tert Butyl Ether	ND	1.0	0.51	ug/l	
108-10-1	4-Methyl-2-pentanone(MIBK)	ND	5.0	4.9	ug/l	
75-09-2	Methylene chloride	ND	2.0	1.0	ug/l	
100-42-5	Styrene	ND	1.0	0.49	ug/l	
79-34-5	1,1,2,2-Tetrachloroethane	ND	1.0	0.65	ug/l	
127-18-4	Tetrachloroethene	ND	1.0	0.56	ug/l	
108-88-3	Toluene	ND	1.0	0.49	ug/l	
87-61-6	1,2,3-Trichlorobenzene	ND	1.0	0.50	ug/l	
120-82-1	1,2,4-Trichlorobenzene	ND	1.0	0.50	ug/l	
71-55-6	1,1,1-Trichloroethane	ND	1.0	0.54	ug/l	
79-00-5	1,1,2-Trichloroethane	ND	1.0	0.53	ug/l	
79-01-6	Trichloroethene	ND	1.0	0.53	ug/l	
75-69-4	Trichlorofluoromethane	ND	2.0	0.40	ug/l	
75-01-4	Vinyl chloride	ND	1.0	0.52	ug/l	
	m,p-Xylene	ND	1.0	0.78	ug/l	
95-47-6	o-Xylene	ND	1.0	0.59	ug/l	
1330-20-7	Xylene (total)	ND	1.0	0.59	ug/l	

CAS No.	Surrogate Recoveries	Run# 1	Run# 2	Limits
1868-53-7	Dibromofluoromethane	107%		80-120%
17060-07-0	1,2-Dichloroethane-D4	102%		80-120%
2037-26-5	Toluene-D8	103%		80-120%
460-00-4	4-Bromofluorobenzene	101%		82-114%

(a) Associated CCV outside of control limits low. A sensitivity check was analyzed to demonstrate system suitability to detect affected analyte. Sample was ND.

ND = Not detected MDL = Method Detection Limit J = Indicates an estimated value
 RL = Reporting Limit B = Indicates analyte found in associated method blank
 E = Indicates value exceeds calibration range N = Indicates presumptive evidence of a compound

4.4
4

SGS North America Inc.

Report of Analysis

Page 1 of 2

Client Sample ID:	MW22A-125-082923	Date Sampled:	08/29/23
Lab Sample ID:	JD71859-5	Date Received:	08/29/23
Matrix:	AQ - Ground Water	Percent Solids:	n/a
Method:	SW846 8260D		
Project:	Genesco, 150 Fulton Avenue, Garden City, NY		

Run #1	File ID	DF	Analyzed	By	Prep Date	Prep Batch	Analytical Batch
Run #1	2N4618.D	1	08/30/23 22:00	BK	n/a	n/a	V2N123
Run #2							

Run #1	Purge Volume
Run #1	5.0 ml
Run #2	

VOA TCL List

CAS No.	Compound	Result	RL	MDL	Units	Q
67-64-1	Acetone	ND	10	3.1	ug/l	
71-43-2	Benzene	ND	0.50	0.43	ug/l	
74-97-5	Bromochloromethane	ND	1.0	0.48	ug/l	
75-27-4	Bromodichloromethane	ND	1.0	0.45	ug/l	
75-25-2	Bromoform	ND	1.0	0.63	ug/l	
74-83-9	Bromomethane	ND	2.0	1.6	ug/l	
78-93-3	2-Butanone (MEK)	ND	10	2.7	ug/l	
75-15-0	Carbon disulfide	ND	2.0	1.8	ug/l	
56-23-5	Carbon tetrachloride	ND	1.0	0.55	ug/l	
108-90-7	Chlorobenzene	ND	1.0	0.56	ug/l	
75-00-3	Chloroethane	ND	1.0	0.73	ug/l	
67-66-3	Chloroform	ND	1.0	0.50	ug/l	
74-87-3	Chloromethane	ND	1.0	0.76	ug/l	
110-82-7	Cyclohexane	ND	5.0	0.78	ug/l	
96-12-8	1,2-Dibromo-3-chloropropane	ND	2.0	0.53	ug/l	
124-48-1	Dibromochloromethane	ND	1.0	0.56	ug/l	
106-93-4	1,2-Dibromoethane	ND	1.0	0.48	ug/l	
95-50-1	1,2-Dichlorobenzene	ND	1.0	0.53	ug/l	
541-73-1	1,3-Dichlorobenzene	ND	1.0	0.54	ug/l	
106-46-7	1,4-Dichlorobenzene	ND	1.0	0.51	ug/l	
75-71-8	Dichlorodifluoromethane	ND	2.0	0.56	ug/l	
75-34-3	1,1-Dichloroethane	ND	1.0	0.57	ug/l	
107-06-2	1,2-Dichloroethane	ND	1.0	0.60	ug/l	
75-35-4	1,1-Dichloroethene	ND	1.0	0.59	ug/l	
156-59-2	cis-1,2-Dichloroethene	ND	1.0	0.51	ug/l	
156-60-5	trans-1,2-Dichloroethene	ND	1.0	0.54	ug/l	
78-87-5	1,2-Dichloropropane	ND	1.0	0.51	ug/l	
10061-01-5	cis-1,3-Dichloropropene	ND	1.0	0.47	ug/l	
10061-02-6	trans-1,3-Dichloropropene	ND	1.0	0.43	ug/l	
100-41-4	Ethylbenzene	ND	1.0	0.60	ug/l	
76-13-1	Freon 113	ND	5.0	0.58	ug/l	
591-78-6	2-Hexanone	ND	5.0	4.8	ug/l	

ND = Not detected MDL = Method Detection Limit

RL = Reporting Limit

E = Indicates value exceeds calibration range

J = Indicates an estimated value

B = Indicates analyte found in associated method blank

N = Indicates presumptive evidence of a compound

Report of Analysis

Client Sample ID: MW22A-125-082923		Date Sampled: 08/29/23
Lab Sample ID: JD71859-5		Date Received: 08/29/23
Matrix: AQ - Ground Water		Percent Solids: n/a
Method: SW846 8260D		
Project: Genesco, 150 Fulton Avenue, Garden City, NY		

VOA TCL List

CAS No.	Compound	Result	RL	MDL	Units	Q
98-82-8	Isopropylbenzene	ND	1.0	0.65	ug/l	
79-20-9	Methyl Acetate	ND	5.0	0.80	ug/l	
108-87-2	Methylcyclohexane	ND	5.0	0.60	ug/l	
1634-04-4	Methyl Tert Butyl Ether	ND	1.0	0.51	ug/l	
108-10-1	4-Methyl-2-pentanone(MIBK)	ND	5.0	4.9	ug/l	
75-09-2	Methylene chloride	ND	2.0	1.0	ug/l	
100-42-5	Styrene	ND	1.0	0.49	ug/l	
79-34-5	1,1,2,2-Tetrachloroethane	ND	1.0	0.65	ug/l	
127-18-4	Tetrachloroethene	ND	1.0	0.56	ug/l	
108-88-3	Toluene	ND	1.0	0.49	ug/l	
87-61-6	1,2,3-Trichlorobenzene	ND	1.0	0.50	ug/l	
120-82-1	1,2,4-Trichlorobenzene	ND	1.0	0.50	ug/l	
71-55-6	1,1,1-Trichloroethane	ND	1.0	0.54	ug/l	
79-00-5	1,1,2-Trichloroethane	ND	1.0	0.53	ug/l	
79-01-6	Trichloroethene	ND	1.0	0.53	ug/l	
75-69-4	Trichlorofluoromethane	ND	2.0	0.40	ug/l	
75-01-4	Vinyl chloride	ND	1.0	0.52	ug/l	
	m,p-Xylene	ND	1.0	0.78	ug/l	
95-47-6	o-Xylene	ND	1.0	0.59	ug/l	
1330-20-7	Xylene (total)	ND	1.0	0.59	ug/l	

CAS No.	Surrogate Recoveries	Run# 1	Run# 2	Limits
1868-53-7	Dibromofluoromethane	109%		80-120%
17060-07-0	1,2-Dichloroethane-D4	103%		80-120%
2037-26-5	Toluene-D8	103%		80-120%
460-00-4	4-Bromofluorobenzene	102%		82-114%

ND = Not detected MDL = Method Detection Limit J = Indicates an estimated value
 RL = Reporting Limit B = Indicates analyte found in associated method blank
 E = Indicates value exceeds calibration range N = Indicates presumptive evidence of a compound

4.5
4

SGS North America Inc.

Report of Analysis

Page 1 of 2

Client Sample ID:	MW20B-250-082923	Date Sampled:	08/29/23
Lab Sample ID:	JD71859-6	Date Received:	08/29/23
Matrix:	AQ - Ground Water	Percent Solids:	n/a
Method:	SW846 8260D		
Project:	Genesco, 150 Fulton Avenue, Garden City, NY		

Run #	File ID	DF	Analyzed	By	Prep Date	Prep Batch	Analytical Batch
Run #1	1N4617.D	1	08/30/23 21:46	BK	n/a	n/a	V1N123
Run #2							

Run #	Purge Volume
Run #1	5.0 ml
Run #2	

VOA TCL List

CAS No.	Compound	Result	RL	MDL	Units	Q
67-64-1	Acetone	ND	10	3.1	ug/l	
71-43-2	Benzene	ND	0.50	0.43	ug/l	
74-97-5	Bromochloromethane	ND	1.0	0.48	ug/l	
75-27-4	Bromodichloromethane	ND	1.0	0.45	ug/l	
75-25-2	Bromoform	ND	1.0	0.63	ug/l	
74-83-9	Bromomethane ^a	ND	2.0	1.6	ug/l	
78-93-3	2-Butanone (MEK)	ND	10	2.7	ug/l	
75-15-0	Carbon disulfide	ND	2.0	1.8	ug/l	
56-23-5	Carbon tetrachloride	ND	1.0	0.55	ug/l	
108-90-7	Chlorobenzene	ND	1.0	0.56	ug/l	
75-00-3	Chloroethane	ND	1.0	0.73	ug/l	
67-66-3	Chloroform	ND	1.0	0.50	ug/l	
74-87-3	Chloromethane	ND	1.0	0.76	ug/l	
110-82-7	Cyclohexane	ND	5.0	0.78	ug/l	
96-12-8	1,2-Dibromo-3-chloropropane	ND	2.0	0.53	ug/l	
124-48-1	Dibromochloromethane	ND	1.0	0.56	ug/l	
106-93-4	1,2-Dibromoethane	ND	1.0	0.48	ug/l	
95-50-1	1,2-Dichlorobenzene	ND	1.0	0.53	ug/l	
541-73-1	1,3-Dichlorobenzene	ND	1.0	0.54	ug/l	
106-46-7	1,4-Dichlorobenzene	ND	1.0	0.51	ug/l	
75-71-8	Dichlorodifluoromethane	ND	2.0	0.56	ug/l	
75-34-3	1,1-Dichloroethane	ND	1.0	0.57	ug/l	
107-06-2	1,2-Dichloroethane	ND	1.0	0.60	ug/l	
75-35-4	1,1-Dichloroethene	ND	1.0	0.59	ug/l	
156-59-2	cis-1,2-Dichloroethene	ND	1.0	0.51	ug/l	
156-60-5	trans-1,2-Dichloroethene	ND	1.0	0.54	ug/l	
78-87-5	1,2-Dichloropropane	ND	1.0	0.51	ug/l	
10061-01-5	cis-1,3-Dichloropropene	ND	1.0	0.47	ug/l	
10061-02-6	trans-1,3-Dichloropropene	ND	1.0	0.43	ug/l	
100-41-4	Ethylbenzene	ND	1.0	0.60	ug/l	
76-13-1	Freon 113	ND	5.0	0.58	ug/l	
591-78-6	2-Hexanone	ND	5.0	4.8	ug/l	

ND = Not detected MDL = Method Detection Limit

RL = Reporting Limit

E = Indicates value exceeds calibration range

J = Indicates an estimated value

B = Indicates analyte found in associated method blank

N = Indicates presumptive evidence of a compound

Report of Analysis

Client Sample ID: MW20B-250-082923		Date Sampled: 08/29/23
Lab Sample ID: JD71859-6		Date Received: 08/29/23
Matrix: AQ - Ground Water		Percent Solids: n/a
Method: SW846 8260D		
Project: Genesco, 150 Fulton Avenue, Garden City, NY		

VOA TCL List

CAS No.	Compound	Result	RL	MDL	Units	Q
98-82-8	Isopropylbenzene	ND	1.0	0.65	ug/l	
79-20-9	Methyl Acetate	ND	5.0	0.80	ug/l	
108-87-2	Methylcyclohexane	ND	5.0	0.60	ug/l	
1634-04-4	Methyl Tert Butyl Ether	ND	1.0	0.51	ug/l	
108-10-1	4-Methyl-2-pentanone(MIBK)	ND	5.0	4.9	ug/l	
75-09-2	Methylene chloride	ND	2.0	1.0	ug/l	
100-42-5	Styrene	ND	1.0	0.49	ug/l	
79-34-5	1,1,2,2-Tetrachloroethane	ND	1.0	0.65	ug/l	
127-18-4	Tetrachloroethene	ND	1.0	0.56	ug/l	
108-88-3	Toluene	ND	1.0	0.49	ug/l	
87-61-6	1,2,3-Trichlorobenzene	ND	1.0	0.50	ug/l	
120-82-1	1,2,4-Trichlorobenzene	ND	1.0	0.50	ug/l	
71-55-6	1,1,1-Trichloroethane	ND	1.0	0.54	ug/l	
79-00-5	1,1,2-Trichloroethane	ND	1.0	0.53	ug/l	
79-01-6	Trichloroethene	ND	1.0	0.53	ug/l	
75-69-4	Trichlorofluoromethane	ND	2.0	0.40	ug/l	
75-01-4	Vinyl chloride	ND	1.0	0.52	ug/l	
	m,p-Xylene	ND	1.0	0.78	ug/l	
95-47-6	o-Xylene	ND	1.0	0.59	ug/l	
1330-20-7	Xylene (total)	ND	1.0	0.59	ug/l	

CAS No.	Surrogate Recoveries	Run# 1	Run# 2	Limits
1868-53-7	Dibromofluoromethane	108%		80-120%
17060-07-0	1,2-Dichloroethane-D4	105%		80-120%
2037-26-5	Toluene-D8	102%		80-120%
460-00-4	4-Bromofluorobenzene	102%		82-114%

(a) Associated CCV outside of control limits low. A sensitivity check was analyzed to demonstrate system suitability to detect affected analyte. Sample was ND.

ND = Not detected MDL = Method Detection Limit J = Indicates an estimated value
 RL = Reporting Limit B = Indicates analyte found in associated method blank
 E = Indicates value exceeds calibration range N = Indicates presumptive evidence of a compound

4.6
4

SGS North America Inc.

Report of Analysis

Page 1 of 2

Client Sample ID:	DUP-082923	Date Sampled:	08/29/23
Lab Sample ID:	JD71859-7	Date Received:	08/29/23
Matrix:	AQ - Ground Water	Percent Solids:	n/a
Method:	SW846 8260D		
Project:	Genesco, 150 Fulton Avenue, Garden City, NY		

Run #1	File ID	DF	Analyzed	By	Prep Date	Prep Batch	Analytical Batch
Run #1	2N4620.D	1	08/30/23 22:28	BK	n/a	n/a	V2N123
Run #2							

Run #1	Purge Volume
Run #1	5.0 ml
Run #2	

VOA TCL List

CAS No.	Compound	Result	RL	MDL	Units	Q
67-64-1	Acetone	ND	10	3.1	ug/l	
71-43-2	Benzene	ND	0.50	0.43	ug/l	
74-97-5	Bromochloromethane	ND	1.0	0.48	ug/l	
75-27-4	Bromodichloromethane	ND	1.0	0.45	ug/l	
75-25-2	Bromoform	ND	1.0	0.63	ug/l	
74-83-9	Bromomethane	ND	2.0	1.6	ug/l	
78-93-3	2-Butanone (MEK)	ND	10	2.7	ug/l	
75-15-0	Carbon disulfide	ND	2.0	1.8	ug/l	
56-23-5	Carbon tetrachloride	ND	1.0	0.55	ug/l	
108-90-7	Chlorobenzene	ND	1.0	0.56	ug/l	
75-00-3	Chloroethane	ND	1.0	0.73	ug/l	
67-66-3	Chloroform	ND	1.0	0.50	ug/l	
74-87-3	Chloromethane	ND	1.0	0.76	ug/l	
110-82-7	Cyclohexane	ND	5.0	0.78	ug/l	
96-12-8	1,2-Dibromo-3-chloropropane	ND	2.0	0.53	ug/l	
124-48-1	Dibromochloromethane	ND	1.0	0.56	ug/l	
106-93-4	1,2-Dibromoethane	ND	1.0	0.48	ug/l	
95-50-1	1,2-Dichlorobenzene	ND	1.0	0.53	ug/l	
541-73-1	1,3-Dichlorobenzene	ND	1.0	0.54	ug/l	
106-46-7	1,4-Dichlorobenzene	ND	1.0	0.51	ug/l	
75-71-8	Dichlorodifluoromethane	ND	2.0	0.56	ug/l	
75-34-3	1,1-Dichloroethane	ND	1.0	0.57	ug/l	
107-06-2	1,2-Dichloroethane	ND	1.0	0.60	ug/l	
75-35-4	1,1-Dichloroethene	ND	1.0	0.59	ug/l	
156-59-2	cis-1,2-Dichloroethene	ND	1.0	0.51	ug/l	
156-60-5	trans-1,2-Dichloroethene	ND	1.0	0.54	ug/l	
78-87-5	1,2-Dichloropropane	ND	1.0	0.51	ug/l	
10061-01-5	cis-1,3-Dichloropropene	ND	1.0	0.47	ug/l	
10061-02-6	trans-1,3-Dichloropropene	ND	1.0	0.43	ug/l	
100-41-4	Ethylbenzene	ND	1.0	0.60	ug/l	
76-13-1	Freon 113	ND	5.0	0.58	ug/l	
591-78-6	2-Hexanone	ND	5.0	4.8	ug/l	

ND = Not detected MDL = Method Detection Limit

RL = Reporting Limit

E = Indicates value exceeds calibration range

J = Indicates an estimated value

B = Indicates analyte found in associated method blank

N = Indicates presumptive evidence of a compound

Report of Analysis

Client Sample ID:	DUP-082923	Date Sampled:	08/29/23
Lab Sample ID:	JD71859-7	Date Received:	08/29/23
Matrix:	AQ - Ground Water	Percent Solids:	n/a
Method:	SW846 8260D		
Project:	Genesco, 150 Fulton Avenue, Garden City, NY		

VOA TCL List

CAS No.	Compound	Result	RL	MDL	Units	Q
98-82-8	Isopropylbenzene	ND	1.0	0.65	ug/l	
79-20-9	Methyl Acetate	ND	5.0	0.80	ug/l	
108-87-2	Methylcyclohexane	ND	5.0	0.60	ug/l	
1634-04-4	Methyl Tert Butyl Ether	ND	1.0	0.51	ug/l	
108-10-1	4-Methyl-2-pentanone(MIBK)	ND	5.0	4.9	ug/l	
75-09-2	Methylene chloride	ND	2.0	1.0	ug/l	
100-42-5	Styrene	ND	1.0	0.49	ug/l	
79-34-5	1,1,2,2-Tetrachloroethane	ND	1.0	0.65	ug/l	
127-18-4	Tetrachloroethene	ND	1.0	0.56	ug/l	
108-88-3	Toluene	ND	1.0	0.49	ug/l	
87-61-6	1,2,3-Trichlorobenzene	ND	1.0	0.50	ug/l	
120-82-1	1,2,4-Trichlorobenzene	ND	1.0	0.50	ug/l	
71-55-6	1,1,1-Trichloroethane	ND	1.0	0.54	ug/l	
79-00-5	1,1,2-Trichloroethane	ND	1.0	0.53	ug/l	
79-01-6	Trichloroethene	ND	1.0	0.53	ug/l	
75-69-4	Trichlorofluoromethane	ND	2.0	0.40	ug/l	
75-01-4	Vinyl chloride	ND	1.0	0.52	ug/l	
	m,p-Xylene	ND	1.0	0.78	ug/l	
95-47-6	o-Xylene	ND	1.0	0.59	ug/l	
1330-20-7	Xylene (total)	ND	1.0	0.59	ug/l	

CAS No.	Surrogate Recoveries	Run# 1	Run# 2	Limits
1868-53-7	Dibromofluoromethane	106%		80-120%
17060-07-0	1,2-Dichloroethane-D4	105%		80-120%
2037-26-5	Toluene-D8	103%		80-120%
460-00-4	4-Bromofluorobenzene	104%		82-114%

ND = Not detected MDL = Method Detection Limit
 RL = Reporting Limit
 E = Indicates value exceeds calibration range

J = Indicates an estimated value
 B = Indicates analyte found in associated method blank
 N = Indicates presumptive evidence of a compound

SGS North America Inc.

Report of Analysis

Page 1 of 2

Client Sample ID:	MW20C-405-082923	Date Sampled:	08/29/23
Lab Sample ID:	JD71859-8	Date Received:	08/29/23
Matrix:	AQ - Ground Water	Percent Solids:	n/a
Method:	SW846 8260D		
Project:	Genesco, 150 Fulton Avenue, Garden City, NY		

Run #1	File ID	DF	Analyzed	By	Prep Date	Prep Batch	Analytical Batch
Run #1	1N4619.D	1	08/30/23 22:14	BK	n/a	n/a	V1N123
Run #2							

Run #1	Purge Volume
Run #1	5.0 ml
Run #2	

VOA TCL List

CAS No.	Compound	Result	RL	MDL	Units	Q
67-64-1	Acetone	ND	10	3.1	ug/l	
71-43-2	Benzene	ND	0.50	0.43	ug/l	
74-97-5	Bromochloromethane	ND	1.0	0.48	ug/l	
75-27-4	Bromodichloromethane	ND	1.0	0.45	ug/l	
75-25-2	Bromoform	ND	1.0	0.63	ug/l	
74-83-9	Bromomethane ^a	ND	2.0	1.6	ug/l	
78-93-3	2-Butanone (MEK)	ND	10	2.7	ug/l	
75-15-0	Carbon disulfide	ND	2.0	1.8	ug/l	
56-23-5	Carbon tetrachloride	ND	1.0	0.55	ug/l	
108-90-7	Chlorobenzene	ND	1.0	0.56	ug/l	
75-00-3	Chloroethane	ND	1.0	0.73	ug/l	
67-66-3	Chloroform	ND	1.0	0.50	ug/l	
74-87-3	Chloromethane	ND	1.0	0.76	ug/l	
110-82-7	Cyclohexane	ND	5.0	0.78	ug/l	
96-12-8	1,2-Dibromo-3-chloropropane	ND	2.0	0.53	ug/l	
124-48-1	Dibromochloromethane	ND	1.0	0.56	ug/l	
106-93-4	1,2-Dibromoethane	ND	1.0	0.48	ug/l	
95-50-1	1,2-Dichlorobenzene	ND	1.0	0.53	ug/l	
541-73-1	1,3-Dichlorobenzene	ND	1.0	0.54	ug/l	
106-46-7	1,4-Dichlorobenzene	ND	1.0	0.51	ug/l	
75-71-8	Dichlorodifluoromethane	ND	2.0	0.56	ug/l	
75-34-3	1,1-Dichloroethane	ND	1.0	0.57	ug/l	
107-06-2	1,2-Dichloroethane	ND	1.0	0.60	ug/l	
75-35-4	1,1-Dichloroethene	ND	1.0	0.59	ug/l	
156-59-2	cis-1,2-Dichloroethene	ND	1.0	0.51	ug/l	
156-60-5	trans-1,2-Dichloroethene	ND	1.0	0.54	ug/l	
78-87-5	1,2-Dichloropropane	ND	1.0	0.51	ug/l	
10061-01-5	cis-1,3-Dichloropropene	ND	1.0	0.47	ug/l	
10061-02-6	trans-1,3-Dichloropropene	ND	1.0	0.43	ug/l	
100-41-4	Ethylbenzene	ND	1.0	0.60	ug/l	
76-13-1	Freon 113	ND	5.0	0.58	ug/l	
591-78-6	2-Hexanone	ND	5.0	4.8	ug/l	

ND = Not detected MDL = Method Detection Limit

RL = Reporting Limit

E = Indicates value exceeds calibration range

J = Indicates an estimated value

B = Indicates analyte found in associated method blank

N = Indicates presumptive evidence of a compound

Report of Analysis

Client Sample ID: MW20C-405-082923		Date Sampled: 08/29/23
Lab Sample ID: JD71859-8		Date Received: 08/29/23
Matrix: AQ - Ground Water		Percent Solids: n/a
Method: SW846 8260D		
Project: Genesco, 150 Fulton Avenue, Garden City, NY		

VOA TCL List

CAS No.	Compound	Result	RL	MDL	Units	Q
98-82-8	Isopropylbenzene	ND	1.0	0.65	ug/l	
79-20-9	Methyl Acetate	ND	5.0	0.80	ug/l	
108-87-2	Methylcyclohexane	ND	5.0	0.60	ug/l	
1634-04-4	Methyl Tert Butyl Ether	ND	1.0	0.51	ug/l	
108-10-1	4-Methyl-2-pentanone(MIBK)	ND	5.0	4.9	ug/l	
75-09-2	Methylene chloride	ND	2.0	1.0	ug/l	
100-42-5	Styrene	ND	1.0	0.49	ug/l	
79-34-5	1,1,2,2-Tetrachloroethane	ND	1.0	0.65	ug/l	
127-18-4	Tetrachloroethene	0.88	1.0	0.56	ug/l	J
108-88-3	Toluene	ND	1.0	0.49	ug/l	
87-61-6	1,2,3-Trichlorobenzene	ND	1.0	0.50	ug/l	
120-82-1	1,2,4-Trichlorobenzene	ND	1.0	0.50	ug/l	
71-55-6	1,1,1-Trichloroethane	ND	1.0	0.54	ug/l	
79-00-5	1,1,2-Trichloroethane	ND	1.0	0.53	ug/l	
79-01-6	Trichloroethene	5.1	1.0	0.53	ug/l	
75-69-4	Trichlorofluoromethane	ND	2.0	0.40	ug/l	
75-01-4	Vinyl chloride	ND	1.0	0.52	ug/l	
	m,p-Xylene	ND	1.0	0.78	ug/l	
95-47-6	o-Xylene	ND	1.0	0.59	ug/l	
1330-20-7	Xylene (total)	ND	1.0	0.59	ug/l	

CAS No.	Surrogate Recoveries	Run# 1	Run# 2	Limits
1868-53-7	Dibromofluoromethane	106%		80-120%
17060-07-0	1,2-Dichloroethane-D4	101%		80-120%
2037-26-5	Toluene-D8	104%		80-120%
460-00-4	4-Bromofluorobenzene	102%		82-114%

(a) Associated CCV outside of control limits low. A sensitivity check was analyzed to demonstrate system suitability to detect affected analyte. Sample was ND.

ND = Not detected MDL = Method Detection Limit J = Indicates an estimated value
 RL = Reporting Limit B = Indicates analyte found in associated method blank
 E = Indicates value exceeds calibration range N = Indicates presumptive evidence of a compound

4.8
4

SGS North America Inc.

Report of Analysis

Page 1 of 2

Client Sample ID:	TB-083023	Date Sampled:	08/30/23
Lab Sample ID:	JD71989-1	Date Received:	08/31/23
Matrix:	AQ - Trip Blank Water	Percent Solids:	n/a
Method:	SW846 8260D		
Project:	Genesco, 150 Fulton Avenue, Garden City, NY		

Run #	File ID	DF	Analyzed	By	Prep Date	Prep Batch	Analytical Batch
Run #1	2E175704.D	1	09/01/23 11:52	BK	n/a	n/a	V2E8698
Run #2							

Run #	Purge Volume
Run #1	5.0 ml
Run #2	

VOA TCL List

CAS No.	Compound	Result	RL	MDL	Units	Q
67-64-1	Acetone	ND	10	3.1	ug/l	
71-43-2	Benzene	ND	0.50	0.43	ug/l	
74-97-5	Bromochloromethane	ND	1.0	0.48	ug/l	
75-27-4	Bromodichloromethane	ND	1.0	0.45	ug/l	
75-25-2	Bromoform	ND	1.0	0.63	ug/l	
74-83-9	Bromomethane	ND	2.0	1.6	ug/l	
78-93-3	2-Butanone (MEK)	ND	10	2.7	ug/l	
75-15-0	Carbon disulfide	ND	2.0	1.8	ug/l	
56-23-5	Carbon tetrachloride	ND	1.0	0.55	ug/l	
108-90-7	Chlorobenzene	ND	1.0	0.56	ug/l	
75-00-3	Chloroethane	ND	1.0	0.73	ug/l	
67-66-3	Chloroform	ND	1.0	0.50	ug/l	
74-87-3	Chloromethane	ND	1.0	0.76	ug/l	
110-82-7	Cyclohexane	ND	5.0	0.78	ug/l	
96-12-8	1,2-Dibromo-3-chloropropane	ND	2.0	0.53	ug/l	
124-48-1	Dibromochloromethane	ND	1.0	0.56	ug/l	
106-93-4	1,2-Dibromoethane	ND	1.0	0.48	ug/l	
95-50-1	1,2-Dichlorobenzene	ND	1.0	0.53	ug/l	
541-73-1	1,3-Dichlorobenzene	ND	1.0	0.54	ug/l	
106-46-7	1,4-Dichlorobenzene	ND	1.0	0.51	ug/l	
75-71-8	Dichlorodifluoromethane ^a	ND	2.0	0.56	ug/l	J
75-34-3	1,1-Dichloroethane	ND	1.0	0.57	ug/l	
107-06-2	1,2-Dichloroethane	ND	1.0	0.60	ug/l	
75-35-4	1,1-Dichloroethene	ND	1.0	0.59	ug/l	
156-59-2	cis-1,2-Dichloroethene	ND	1.0	0.51	ug/l	
156-60-5	trans-1,2-Dichloroethene	ND	1.0	0.54	ug/l	
78-87-5	1,2-Dichloropropane	ND	1.0	0.51	ug/l	
10061-01-5	cis-1,3-Dichloropropene	ND	1.0	0.47	ug/l	
10061-02-6	trans-1,3-Dichloropropene	ND	1.0	0.43	ug/l	
100-41-4	Ethylbenzene	ND	1.0	0.60	ug/l	
76-13-1	Freon 113	ND	5.0	0.58	ug/l	
591-78-6	2-Hexanone	ND	5.0	4.8	ug/l	

ND = Not detected MDL = Method Detection Limit

RL = Reporting Limit

E = Indicates value exceeds calibration range

J = Indicates an estimated value

B = Indicates analyte found in associated method blank

N = Indicates presumptive evidence of a compound

Report of Analysis

Client Sample ID: TB-083023 Lab Sample ID: JD71989-1 Matrix: AQ - Trip Blank Water Method: SW846 8260D Project: Genesco, 150 Fulton Avenue, Garden City, NY	Date Sampled: 08/30/23 Date Received: 08/31/23 Percent Solids: n/a
--	---

4.1
4

VOA TCL List

CAS No.	Compound	Result	RL	MDL	Units	Q
98-82-8	Isopropylbenzene	ND	1.0	0.65	ug/l	
79-20-9	Methyl Acetate	ND	5.0	0.80	ug/l	
108-87-2	Methylcyclohexane	ND	5.0	0.60	ug/l	
1634-04-4	Methyl Tert Butyl Ether	ND	1.0	0.51	ug/l	
108-10-1	4-Methyl-2-pentanone(MIBK)	ND	5.0	4.9	ug/l	
75-09-2	Methylene chloride	ND	2.0	1.0	ug/l	
100-42-5	Styrene	ND	1.0	0.49	ug/l	
79-34-5	1,1,2,2-Tetrachloroethane	ND	1.0	0.65	ug/l	
127-18-4	Tetrachloroethene	ND	1.0	0.56	ug/l	
108-88-3	Toluene	ND	1.0	0.49	ug/l	
87-61-6	1,2,3-Trichlorobenzene	ND	1.0	0.50	ug/l	
120-82-1	1,2,4-Trichlorobenzene	ND	1.0	0.50	ug/l	
71-55-6	1,1,1-Trichloroethane	ND	1.0	0.54	ug/l	
79-00-5	1,1,2-Trichloroethane	ND	1.0	0.53	ug/l	
79-01-6	Trichloroethene	ND	1.0	0.53	ug/l	
75-69-4	Trichlorofluoromethane	ND	2.0	0.40	ug/l	
75-01-4	Vinyl chloride	ND	1.0	0.52	ug/l	
	m,p-Xylene	ND	1.0	0.78	ug/l	
95-47-6	o-Xylene	ND	1.0	0.59	ug/l	
1330-20-7	Xylene (total)	ND	1.0	0.59	ug/l	

CAS No.	Surrogate Recoveries	Run# 1	Run# 2	Limits
1868-53-7	Dibromofluoromethane	105%		80-120%
17060-07-0	1,2-Dichloroethane-D4	99%		80-120%
2037-26-5	Toluene-D8	101%		80-120%
460-00-4	4-Bromofluorobenzene	99%		82-114%

(a) Associated CCV outside of control limits high, sample was ND.

ND = Not detected MDL = Method Detection Limit J = Indicates an estimated value
 RL = Reporting Limit B = Indicates analyte found in associated method blank
 E = Indicates value exceeds calibration range N = Indicates presumptive evidence of a compound

SGS North America Inc.

Report of Analysis

Page 1 of 2

Client Sample ID:	FB-083023	Date Sampled:	08/30/23
Lab Sample ID:	JD71989-2	Date Received:	08/31/23
Matrix:	AQ - Field Blank Water	Percent Solids:	n/a
Method:	SW846 8260D		
Project:	Genesco, 150 Fulton Avenue, Garden City, NY		

Run #	File ID	DF	Analyzed	By	Prep Date	Prep Batch	Analytical Batch
Run #1	1E175705.D	1	09/01/23 12:06	BK	n/a	n/a	V1E8698
Run #2							

Run #	Purge Volume
Run #1	5.0 ml
Run #2	

VOA TCL List

CAS No.	Compound	Result	RL	MDL	Units	Q
67-64-1	Acetone	ND	10	3.1	ug/l	
71-43-2	Benzene	ND	0.50	0.43	ug/l	
74-97-5	Bromochloromethane	ND	1.0	0.48	ug/l	
75-27-4	Bromodichloromethane	ND	1.0	0.45	ug/l	
75-25-2	Bromoform	ND	1.0	0.63	ug/l	
74-83-9	Bromomethane	ND	2.0	1.6	ug/l	
78-93-3	2-Butanone (MEK)	ND	10	2.7	ug/l	
75-15-0	Carbon disulfide	ND	2.0	1.8	ug/l	
56-23-5	Carbon tetrachloride	ND	1.0	0.55	ug/l	
108-90-7	Chlorobenzene	ND	1.0	0.56	ug/l	
75-00-3	Chloroethane	ND	1.0	0.73	ug/l	
67-66-3	Chloroform	ND	1.0	0.50	ug/l	
74-87-3	Chloromethane	ND	1.0	0.76	ug/l	
110-82-7	Cyclohexane	ND	5.0	0.78	ug/l	
96-12-8	1,2-Dibromo-3-chloropropane	ND	2.0	0.53	ug/l	
124-48-1	Dibromochloromethane	ND	1.0	0.56	ug/l	
106-93-4	1,2-Dibromoethane	ND	1.0	0.48	ug/l	
95-50-1	1,2-Dichlorobenzene	ND	1.0	0.53	ug/l	
541-73-1	1,3-Dichlorobenzene	ND	1.0	0.54	ug/l	
106-46-7	1,4-Dichlorobenzene	ND	1.0	0.51	ug/l	
75-71-8	Dichlorodifluoromethane ^a	ND	2.0	0.56	ug/l	
75-34-3	1,1-Dichloroethane	ND	1.0	0.57	ug/l	
107-06-2	1,2-Dichloroethane	ND	1.0	0.60	ug/l	
75-35-4	1,1-Dichloroethene	ND	1.0	0.59	ug/l	
156-59-2	cis-1,2-Dichloroethene	ND	1.0	0.51	ug/l	
156-60-5	trans-1,2-Dichloroethene	ND	1.0	0.54	ug/l	
78-87-5	1,2-Dichloropropane	ND	1.0	0.51	ug/l	
10061-01-5	cis-1,3-Dichloropropene	ND	1.0	0.47	ug/l	
10061-02-6	trans-1,3-Dichloropropene	ND	1.0	0.43	ug/l	
100-41-4	Ethylbenzene	ND	1.0	0.60	ug/l	
76-13-1	Freon 113	ND	5.0	0.58	ug/l	
591-78-6	2-Hexanone	ND	5.0	4.8	ug/l	

ND = Not detected MDL = Method Detection Limit

RL = Reporting Limit

E = Indicates value exceeds calibration range

J = Indicates an estimated value

B = Indicates analyte found in associated method blank

N = Indicates presumptive evidence of a compound

Report of Analysis

Client Sample ID: FB-083023 Lab Sample ID: JD71989-2 Matrix: AQ - Field Blank Water Method: SW846 8260D Project: Genesco, 150 Fulton Avenue, Garden City, NY	Date Sampled: 08/30/23 Date Received: 08/31/23 Percent Solids: n/a
---	---

4.2
4

VOA TCL List

CAS No.	Compound	Result	RL	MDL	Units	Q
98-82-8	Isopropylbenzene	ND	1.0	0.65	ug/l	
79-20-9	Methyl Acetate	ND	5.0	0.80	ug/l	
108-87-2	Methylcyclohexane	ND	5.0	0.60	ug/l	
1634-04-4	Methyl Tert Butyl Ether	ND	1.0	0.51	ug/l	
108-10-1	4-Methyl-2-pentanone(MIBK)	ND	5.0	4.9	ug/l	
75-09-2	Methylene chloride	ND	2.0	1.0	ug/l	
100-42-5	Styrene	ND	1.0	0.49	ug/l	
79-34-5	1,1,2,2-Tetrachloroethane	ND	1.0	0.65	ug/l	
127-18-4	Tetrachloroethene	ND	1.0	0.56	ug/l	
108-88-3	Toluene	ND	1.0	0.49	ug/l	
87-61-6	1,2,3-Trichlorobenzene	ND	1.0	0.50	ug/l	
120-82-1	1,2,4-Trichlorobenzene	ND	1.0	0.50	ug/l	
71-55-6	1,1,1-Trichloroethane	ND	1.0	0.54	ug/l	
79-00-5	1,1,2-Trichloroethane	ND	1.0	0.53	ug/l	
79-01-6	Trichloroethene	ND	1.0	0.53	ug/l	
75-69-4	Trichlorofluoromethane	ND	2.0	0.40	ug/l	
75-01-4	Vinyl chloride	ND	1.0	0.52	ug/l	
	m,p-Xylene	ND	1.0	0.78	ug/l	
95-47-6	o-Xylene	ND	1.0	0.59	ug/l	
1330-20-7	Xylene (total)	ND	1.0	0.59	ug/l	

CAS No.	Surrogate Recoveries	Run# 1	Run# 2	Limits
1868-53-7	Dibromofluoromethane	104%		80-120%
17060-07-0	1,2-Dichloroethane-D4	99%		80-120%
2037-26-5	Toluene-D8	101%		80-120%
460-00-4	4-Bromofluorobenzene	100%		82-114%

(a) Associated CCV outside of control limits high, sample was ND.

ND = Not detected MDL = Method Detection Limit J = Indicates an estimated value
 RL = Reporting Limit B = Indicates analyte found in associated method blank
 E = Indicates value exceeds calibration range N = Indicates presumptive evidence of a compound

SGS North America Inc.

Report of Analysis

Page 1 of 2

Client Sample ID:	MW20A-145-083023	Date Sampled:	08/30/23
Lab Sample ID:	JD71989-3	Date Received:	08/31/23
Matrix:	AQ - Ground Water	Percent Solids:	n/a
Method:	SW846 8260D		
Project:	Genesco, 150 Fulton Avenue, Garden City, NY		

Run #	File ID	DF	Analyzed	By	Prep Date	Prep Batch	Analytical Batch
Run #1	2E175714.D	1	09/01/23 14:16	BK	n/a	n/a	V2E8698
Run #2							

Run #	Purge Volume
Run #1	5.0 ml
Run #2	

VOA TCL List

CAS No.	Compound	Result	RL	MDL	Units	Q
67-64-1	Acetone	ND	10	3.1	ug/l	
71-43-2	Benzene	ND	0.50	0.43	ug/l	
74-97-5	Bromochloromethane	ND	1.0	0.48	ug/l	
75-27-4	Bromodichloromethane	ND	1.0	0.45	ug/l	
75-25-2	Bromoform	ND	1.0	0.63	ug/l	
74-83-9	Bromomethane	ND	2.0	1.6	ug/l	
78-93-3	2-Butanone (MEK)	ND	10	2.7	ug/l	
75-15-0	Carbon disulfide	ND	2.0	1.8	ug/l	
56-23-5	Carbon tetrachloride	ND	1.0	0.55	ug/l	
108-90-7	Chlorobenzene	ND	1.0	0.56	ug/l	
75-00-3	Chloroethane	ND	1.0	0.73	ug/l	
67-66-3	Chloroform	ND	1.0	0.50	ug/l	
74-87-3	Chloromethane	ND	1.0	0.76	ug/l	
110-82-7	Cyclohexane	ND	5.0	0.78	ug/l	
96-12-8	1,2-Dibromo-3-chloropropane	ND	2.0	0.53	ug/l	
124-48-1	Dibromochloromethane	ND	1.0	0.56	ug/l	
106-93-4	1,2-Dibromoethane	ND	1.0	0.48	ug/l	
95-50-1	1,2-Dichlorobenzene	ND	1.0	0.53	ug/l	
541-73-1	1,3-Dichlorobenzene	ND	1.0	0.54	ug/l	
106-46-7	1,4-Dichlorobenzene	ND	1.0	0.51	ug/l	
75-71-8	Dichlorodifluoromethane ^a	ND	2.0	0.56	ug/l	
75-34-3	1,1-Dichloroethane	ND	1.0	0.57	ug/l	
107-06-2	1,2-Dichloroethane	ND	1.0	0.60	ug/l	
75-35-4	1,1-Dichloroethene	ND	1.0	0.59	ug/l	
156-59-2	cis-1,2-Dichloroethene	ND	1.0	0.51	ug/l	
156-60-5	trans-1,2-Dichloroethene	ND	1.0	0.54	ug/l	
78-87-5	1,2-Dichloropropane	ND	1.0	0.51	ug/l	
10061-01-5	cis-1,3-Dichloropropene	ND	1.0	0.47	ug/l	
10061-02-6	trans-1,3-Dichloropropene	ND	1.0	0.43	ug/l	
100-41-4	Ethylbenzene	ND	1.0	0.60	ug/l	
76-13-1	Freon 113	ND	5.0	0.58	ug/l	
591-78-6	2-Hexanone	ND	5.0	4.8	ug/l	

ND = Not detected MDL = Method Detection Limit

RL = Reporting Limit

E = Indicates value exceeds calibration range

J = Indicates an estimated value

B = Indicates analyte found in associated method blank

N = Indicates presumptive evidence of a compound

Report of Analysis

Client Sample ID:	MW20A-145-083023	Date Sampled:	08/30/23
Lab Sample ID:	JD71989-3	Date Received:	08/31/23
Matrix:	AQ - Ground Water	Percent Solids:	n/a
Method:	SW846 8260D		
Project:	Genesco, 150 Fulton Avenue, Garden City, NY		

VOA TCL List

CAS No.	Compound	Result	RL	MDL	Units	Q
98-82-8	Isopropylbenzene	ND	1.0	0.65	ug/l	
79-20-9	Methyl Acetate	ND	5.0	0.80	ug/l	
108-87-2	Methylcyclohexane	ND	5.0	0.60	ug/l	
1634-04-4	Methyl Tert Butyl Ether	ND	1.0	0.51	ug/l	
108-10-1	4-Methyl-2-pentanone(MIBK)	ND	5.0	4.9	ug/l	
75-09-2	Methylene chloride	ND	2.0	1.0	ug/l	
100-42-5	Styrene	ND	1.0	0.49	ug/l	
79-34-5	1,1,2,2-Tetrachloroethane	ND	1.0	0.65	ug/l	
127-18-4	Tetrachloroethene	ND	1.0	0.56	ug/l	
108-88-3	Toluene	ND	1.0	0.49	ug/l	
87-61-6	1,2,3-Trichlorobenzene	ND	1.0	0.50	ug/l	
120-82-1	1,2,4-Trichlorobenzene	ND	1.0	0.50	ug/l	
71-55-6	1,1,1-Trichloroethane	ND	1.0	0.54	ug/l	
79-00-5	1,1,2-Trichloroethane	ND	1.0	0.53	ug/l	
79-01-6	Trichloroethene	ND	1.0	0.53	ug/l	
75-69-4	Trichlorofluoromethane	ND	2.0	0.40	ug/l	
75-01-4	Vinyl chloride	ND	1.0	0.52	ug/l	
	m,p-Xylene	ND	1.0	0.78	ug/l	
95-47-6	o-Xylene	ND	1.0	0.59	ug/l	
1330-20-7	Xylene (total)	ND	1.0	0.59	ug/l	

CAS No.	Surrogate Recoveries	Run# 1	Run# 2	Limits
1868-53-7	Dibromofluoromethane	106%		80-120%
17060-07-0	1,2-Dichloroethane-D4	103%		80-120%
2037-26-5	Toluene-D8	99%		80-120%
460-00-4	4-Bromofluorobenzene	97%		82-114%

(a) Associated CCV outside of control limits high, sample was ND.

ND = Not detected MDL = Method Detection Limit
 RL = Reporting Limit
 E = Indicates value exceeds calibration range

J = Indicates an estimated value
 B = Indicates analyte found in associated method blank
 N = Indicates presumptive evidence of a compound

SGS North America Inc.

Report of Analysis

Page 1 of 2

Client Sample ID:	MW23D-447-083023	Date Sampled:	08/30/23
Lab Sample ID:	JD71989-4	Date Received:	08/31/23
Matrix:	AQ - Ground Water	Percent Solids:	n/a
Method:	SW846 8260D		
Project:	Genesco, 150 Fulton Avenue, Garden City, NY		

Run #	File ID	DF	Analyzed	By	Prep Date	Prep Batch	Analytical Batch
Run #1	2E175708.D	1	09/01/23 12:50	BK	n/a	n/a	V2E8698
Run #2							

Run #	Purge Volume
Run #1	5.0 ml
Run #2	

VOA TCL List

CAS No.	Compound	Result	RL	MDL	Units	Q
67-64-1	Acetone	ND	10	3.1	ug/l	
71-43-2	Benzene	ND	0.50	0.43	ug/l	
74-97-5	Bromochloromethane	ND	1.0	0.48	ug/l	
75-27-4	Bromodichloromethane	ND	1.0	0.45	ug/l	
75-25-2	Bromoform	ND	1.0	0.63	ug/l	
74-83-9	Bromomethane	ND	2.0	1.6	ug/l	
78-93-3	2-Butanone (MEK)	ND	10	2.7	ug/l	
75-15-0	Carbon disulfide	ND	2.0	1.8	ug/l	
56-23-5	Carbon tetrachloride	ND	1.0	0.55	ug/l	
108-90-7	Chlorobenzene	ND	1.0	0.56	ug/l	
75-00-3	Chloroethane	ND	1.0	0.73	ug/l	
67-66-3	Chloroform	ND	1.0	0.50	ug/l	
74-87-3	Chloromethane	ND	1.0	0.76	ug/l	
110-82-7	Cyclohexane	ND	5.0	0.78	ug/l	
96-12-8	1,2-Dibromo-3-chloropropane	ND	2.0	0.53	ug/l	
124-48-1	Dibromochloromethane	ND	1.0	0.56	ug/l	
106-93-4	1,2-Dibromoethane	ND	1.0	0.48	ug/l	
95-50-1	1,2-Dichlorobenzene	ND	1.0	0.53	ug/l	
541-73-1	1,3-Dichlorobenzene	ND	1.0	0.54	ug/l	
106-46-7	1,4-Dichlorobenzene	ND	1.0	0.51	ug/l	
75-71-8	Dichlorodifluoromethane ^a	ND	2.0	0.56	ug/l	J
75-34-3	1,1-Dichloroethane	ND	1.0	0.57	ug/l	
107-06-2	1,2-Dichloroethane	ND	1.0	0.60	ug/l	
75-35-4	1,1-Dichloroethene	ND	1.0	0.59	ug/l	
156-59-2	cis-1,2-Dichloroethene	ND	1.0	0.51	ug/l	
156-60-5	trans-1,2-Dichloroethene	ND	1.0	0.54	ug/l	
78-87-5	1,2-Dichloropropane	ND	1.0	0.51	ug/l	
10061-01-5	cis-1,3-Dichloropropene	ND	1.0	0.47	ug/l	
10061-02-6	trans-1,3-Dichloropropene	ND	1.0	0.43	ug/l	
100-41-4	Ethylbenzene	ND	1.0	0.60	ug/l	
76-13-1	Freon 113	ND	5.0	0.58	ug/l	
591-78-6	2-Hexanone	ND	5.0	4.8	ug/l	

ND = Not detected MDL = Method Detection Limit

RL = Reporting Limit

E = Indicates value exceeds calibration range

J = Indicates an estimated value

B = Indicates analyte found in associated method blank

N = Indicates presumptive evidence of a compound

Report of Analysis

Client Sample ID: MW23D-447-083023 Lab Sample ID: JD71989-4 Matrix: AQ - Ground Water Method: SW846 8260D Project: Genesco, 150 Fulton Avenue, Garden City, NY	Date Sampled: 08/30/23 Date Received: 08/31/23 Percent Solids: n/a
---	---

4.4
4

VOA TCL List

CAS No.	Compound	Result	RL	MDL	Units	Q
98-82-8	Isopropylbenzene	ND	1.0	0.65	ug/l	
79-20-9	Methyl Acetate	ND	5.0	0.80	ug/l	
108-87-2	Methylcyclohexane	ND	5.0	0.60	ug/l	
1634-04-4	Methyl Tert Butyl Ether	ND	1.0	0.51	ug/l	
108-10-1	4-Methyl-2-pentanone(MIBK)	ND	5.0	4.9	ug/l	
75-09-2	Methylene chloride	ND	2.0	1.0	ug/l	
100-42-5	Styrene	ND	1.0	0.49	ug/l	
79-34-5	1,1,2,2-Tetrachloroethane	ND	1.0	0.65	ug/l	
127-18-4	Tetrachloroethene	ND	1.0	0.56	ug/l	
108-88-3	Toluene	ND	1.0	0.49	ug/l	
87-61-6	1,2,3-Trichlorobenzene	ND	1.0	0.50	ug/l	
120-82-1	1,2,4-Trichlorobenzene	ND	1.0	0.50	ug/l	
71-55-6	1,1,1-Trichloroethane	ND	1.0	0.54	ug/l	
79-00-5	1,1,2-Trichloroethane	ND	1.0	0.53	ug/l	
79-01-6	Trichloroethene	0.56	1.0	0.53	ug/l	J
75-69-4	Trichlorofluoromethane	ND	2.0	0.40	ug/l	
75-01-4	Vinyl chloride	ND	1.0	0.52	ug/l	
	m,p-Xylene	ND	1.0	0.78	ug/l	
95-47-6	o-Xylene	ND	1.0	0.59	ug/l	
1330-20-7	Xylene (total)	ND	1.0	0.59	ug/l	

CAS No.	Surrogate Recoveries	Run# 1	Run# 2	Limits
1868-53-7	Dibromofluoromethane	106%		80-120%
17060-07-0	1,2-Dichloroethane-D4	102%		80-120%
2037-26-5	Toluene-D8	99%		80-120%
460-00-4	4-Bromofluorobenzene	99%		82-114%

(a) Associated CCV outside of control limits high, sample was ND.

ND = Not detected MDL = Method Detection Limit J = Indicates an estimated value
 RL = Reporting Limit B = Indicates analyte found in associated method blank
 E = Indicates value exceeds calibration range N = Indicates presumptive evidence of a compound

SGS North America Inc.

Report of Analysis

Page 1 of 2

Client Sample ID:	MW23C-403-083023	Date Sampled:	08/30/23
Lab Sample ID:	JD71989-5	Date Received:	08/31/23
Matrix:	AQ - Ground Water	Percent Solids:	n/a
Method:	SW846 8260D		
Project:	Genesco, 150 Fulton Avenue, Garden City, NY		

Run #	File ID	DF	Analyzed	By	Prep Date	Prep Batch	Analytical Batch
Run #1	1E175711.D	1	09/01/23 13:33	BK	n/a	n/a	V1E8698
Run #2							

Run #	Purge Volume
Run #1	5.0 ml
Run #2	

VOA TCL List

CAS No.	Compound	Result	RL	MDL	Units	Q
67-64-1	Acetone	ND	10	3.1	ug/l	
71-43-2	Benzene	0.48	0.50	0.43	ug/l	J
74-97-5	Bromochloromethane	ND	1.0	0.48	ug/l	
75-27-4	Bromodichloromethane	ND	1.0	0.45	ug/l	
75-25-2	Bromoform	ND	1.0	0.63	ug/l	
74-83-9	Bromomethane	ND	2.0	1.6	ug/l	
78-93-3	2-Butanone (MEK)	ND	10	2.7	ug/l	
75-15-0	Carbon disulfide	ND	2.0	1.8	ug/l	
56-23-5	Carbon tetrachloride	ND	1.0	0.55	ug/l	
108-90-7	Chlorobenzene	ND	1.0	0.56	ug/l	
75-00-3	Chloroethane	ND	1.0	0.73	ug/l	
67-66-3	Chloroform	ND	1.0	0.50	ug/l	
74-87-3	Chloromethane	ND	1.0	0.76	ug/l	
110-82-7	Cyclohexane	ND	5.0	0.78	ug/l	
96-12-8	1,2-Dibromo-3-chloropropane	ND	2.0	0.53	ug/l	
124-48-1	Dibromochloromethane	ND	1.0	0.56	ug/l	
106-93-4	1,2-Dibromoethane	ND	1.0	0.48	ug/l	
95-50-1	1,2-Dichlorobenzene	ND	1.0	0.53	ug/l	
541-73-1	1,3-Dichlorobenzene	ND	1.0	0.54	ug/l	
106-46-7	1,4-Dichlorobenzene	ND	1.0	0.51	ug/l	
75-71-8	Dichlorodifluoromethane ^a	ND	2.0	0.56	ug/l	
75-34-3	1,1-Dichloroethane	ND	1.0	0.57	ug/l	
107-06-2	1,2-Dichloroethane	ND	1.0	0.60	ug/l	
75-35-4	1,1-Dichloroethene	ND	1.0	0.59	ug/l	
156-59-2	cis-1,2-Dichloroethene	ND	1.0	0.51	ug/l	
156-60-5	trans-1,2-Dichloroethene	ND	1.0	0.54	ug/l	
78-87-5	1,2-Dichloropropane	ND	1.0	0.51	ug/l	
10061-01-5	cis-1,3-Dichloropropene	ND	1.0	0.47	ug/l	
10061-02-6	trans-1,3-Dichloropropene	ND	1.0	0.43	ug/l	
100-41-4	Ethylbenzene	ND	1.0	0.60	ug/l	
76-13-1	Freon 113	ND	5.0	0.58	ug/l	
591-78-6	2-Hexanone	ND	5.0	4.8	ug/l	

ND = Not detected MDL = Method Detection Limit

RL = Reporting Limit

E = Indicates value exceeds calibration range

J = Indicates an estimated value

B = Indicates analyte found in associated method blank

N = Indicates presumptive evidence of a compound

Report of Analysis

Client Sample ID: MW23C-403-083023	Date Sampled: 08/30/23
Lab Sample ID: JD71989-5	Date Received: 08/31/23
Matrix: AQ - Ground Water	Percent Solids: n/a
Method: SW846 8260D	
Project: Genesco, 150 Fulton Avenue, Garden City, NY	

4.5
4

VOA TCL List

CAS No.	Compound	Result	RL	MDL	Units	Q
98-82-8	Isopropylbenzene	ND	1.0	0.65	ug/l	
79-20-9	Methyl Acetate	ND	5.0	0.80	ug/l	
108-87-2	Methylcyclohexane	ND	5.0	0.60	ug/l	
1634-04-4	Methyl Tert Butyl Ether	0.55	1.0	0.51	ug/l	J
108-10-1	4-Methyl-2-pentanone(MIBK)	ND	5.0	4.9	ug/l	
75-09-2	Methylene chloride	ND	2.0	1.0	ug/l	
100-42-5	Styrene	ND	1.0	0.49	ug/l	
79-34-5	1,1,2,2-Tetrachloroethane	ND	1.0	0.65	ug/l	
127-18-4	Tetrachloroethene	ND	1.0	0.56	ug/l	
108-88-3	Toluene	ND	1.0	0.49	ug/l	
87-61-6	1,2,3-Trichlorobenzene	ND	1.0	0.50	ug/l	
120-82-1	1,2,4-Trichlorobenzene	ND	1.0	0.50	ug/l	
71-55-6	1,1,1-Trichloroethane	ND	1.0	0.54	ug/l	
79-00-5	1,1,2-Trichloroethane	ND	1.0	0.53	ug/l	
79-01-6	Trichloroethene	ND	1.0	0.53	ug/l	
75-69-4	Trichlorofluoromethane	ND	2.0	0.40	ug/l	
75-01-4	Vinyl chloride	ND	1.0	0.52	ug/l	
	m,p-Xylene	ND	1.0	0.78	ug/l	
95-47-6	o-Xylene	ND	1.0	0.59	ug/l	
1330-20-7	Xylene (total)	ND	1.0	0.59	ug/l	

CAS No.	Surrogate Recoveries	Run# 1	Run# 2	Limits
1868-53-7	Dibromofluoromethane	104%		80-120%
17060-07-0	1,2-Dichloroethane-D4	99%		80-120%
2037-26-5	Toluene-D8	100%		80-120%
460-00-4	4-Bromofluorobenzene	99%		82-114%

(a) Associated CCV outside of control limits high, sample was ND.

ND = Not detected MDL = Method Detection Limit J = Indicates an estimated value
 RL = Reporting Limit B = Indicates analyte found in associated method blank
 E = Indicates value exceeds calibration range N = Indicates presumptive evidence of a compound

SGS North America Inc.

Report of Analysis

Page 1 of 2

Client Sample ID:	MW23A-265-083023	Date Sampled:	08/30/23
Lab Sample ID:	JD71989-6	Date Received:	08/31/23
Matrix:	AQ - Ground Water	Percent Solids:	n/a
Method:	SW846 8260D		
Project:	Genesco, 150 Fulton Avenue, Garden City, NY		

Run #	File ID	DF	Analyzed	By	Prep Date	Prep Batch	Analytical Batch
Run #1	2E175710.D	1	09/01/23 13:18	BK	n/a	n/a	V2E8698
Run #2							

Run #	Purge Volume
Run #1	5.0 ml
Run #2	

VOA TCL List

CAS No.	Compound	Result	RL	MDL	Units	Q
67-64-1	Acetone	ND	10	3.1	ug/l	
71-43-2	Benzene	ND	0.50	0.43	ug/l	
74-97-5	Bromochloromethane	ND	1.0	0.48	ug/l	
75-27-4	Bromodichloromethane	ND	1.0	0.45	ug/l	
75-25-2	Bromoform	ND	1.0	0.63	ug/l	
74-83-9	Bromomethane	ND	2.0	1.6	ug/l	
78-93-3	2-Butanone (MEK)	ND	10	2.7	ug/l	
75-15-0	Carbon disulfide	ND	2.0	1.8	ug/l	
56-23-5	Carbon tetrachloride	ND	1.0	0.55	ug/l	
108-90-7	Chlorobenzene	ND	1.0	0.56	ug/l	
75-00-3	Chloroethane	ND	1.0	0.73	ug/l	
67-66-3	Chloroform	ND	1.0	0.50	ug/l	
74-87-3	Chloromethane	ND	1.0	0.76	ug/l	
110-82-7	Cyclohexane	ND	5.0	0.78	ug/l	
96-12-8	1,2-Dibromo-3-chloropropane	ND	2.0	0.53	ug/l	
124-48-1	Dibromochloromethane	ND	1.0	0.56	ug/l	
106-93-4	1,2-Dibromoethane	ND	1.0	0.48	ug/l	
95-50-1	1,2-Dichlorobenzene	ND	1.0	0.53	ug/l	
541-73-1	1,3-Dichlorobenzene	ND	1.0	0.54	ug/l	
106-46-7	1,4-Dichlorobenzene	ND	1.0	0.51	ug/l	
75-71-8	Dichlorodifluoromethane ^a	ND	2.0	0.56	ug/l	J
75-34-3	1,1-Dichloroethane	ND	1.0	0.57	ug/l	
107-06-2	1,2-Dichloroethane	ND	1.0	0.60	ug/l	
75-35-4	1,1-Dichloroethene	ND	1.0	0.59	ug/l	
156-59-2	cis-1,2-Dichloroethene	ND	1.0	0.51	ug/l	
156-60-5	trans-1,2-Dichloroethene	ND	1.0	0.54	ug/l	
78-87-5	1,2-Dichloropropane	ND	1.0	0.51	ug/l	
10061-01-5	cis-1,3-Dichloropropene	ND	1.0	0.47	ug/l	
10061-02-6	trans-1,3-Dichloropropene	ND	1.0	0.43	ug/l	
100-41-4	Ethylbenzene	ND	1.0	0.60	ug/l	
76-13-1	Freon 113	ND	5.0	0.58	ug/l	
591-78-6	2-Hexanone	ND	5.0	4.8	ug/l	

ND = Not detected MDL = Method Detection Limit

RL = Reporting Limit

E = Indicates value exceeds calibration range

J = Indicates an estimated value

B = Indicates analyte found in associated method blank

N = Indicates presumptive evidence of a compound

Report of Analysis

Client Sample ID: MW23A-265-083023	Date Sampled: 08/30/23
Lab Sample ID: JD71989-6	Date Received: 08/31/23
Matrix: AQ - Ground Water	Percent Solids: n/a
Method: SW846 8260D	
Project: Genesco, 150 Fulton Avenue, Garden City, NY	

4.6
4

VOA TCL List

CAS No.	Compound	Result	RL	MDL	Units	Q
98-82-8	Isopropylbenzene	ND	1.0	0.65	ug/l	
79-20-9	Methyl Acetate	ND	5.0	0.80	ug/l	
108-87-2	Methylcyclohexane	ND	5.0	0.60	ug/l	
1634-04-4	Methyl Tert Butyl Ether	ND	1.0	0.51	ug/l	
108-10-1	4-Methyl-2-pentanone(MIBK)	ND	5.0	4.9	ug/l	
75-09-2	Methylene chloride	ND	2.0	1.0	ug/l	
100-42-5	Styrene	ND	1.0	0.49	ug/l	
79-34-5	1,1,2,2-Tetrachloroethane	ND	1.0	0.65	ug/l	
127-18-4	Tetrachloroethene	ND	1.0	0.56	ug/l	
108-88-3	Toluene	ND	1.0	0.49	ug/l	
87-61-6	1,2,3-Trichlorobenzene	ND	1.0	0.50	ug/l	
120-82-1	1,2,4-Trichlorobenzene	ND	1.0	0.50	ug/l	
71-55-6	1,1,1-Trichloroethane	ND	1.0	0.54	ug/l	
79-00-5	1,1,2-Trichloroethane	ND	1.0	0.53	ug/l	
79-01-6	Trichloroethene	1.9	1.0	0.53	ug/l	
75-69-4	Trichlorofluoromethane	ND	2.0	0.40	ug/l	
75-01-4	Vinyl chloride	ND	1.0	0.52	ug/l	
	m,p-Xylene	ND	1.0	0.78	ug/l	
95-47-6	o-Xylene	ND	1.0	0.59	ug/l	
1330-20-7	Xylene (total)	ND	1.0	0.59	ug/l	

CAS No.	Surrogate Recoveries	Run# 1	Run# 2	Limits
1868-53-7	Dibromofluoromethane	108%		80-120%
17060-07-0	1,2-Dichloroethane-D4	104%		80-120%
2037-26-5	Toluene-D8	100%		80-120%
460-00-4	4-Bromofluorobenzene	99%		82-114%

(a) Associated CCV outside of control limits high, sample was ND.

ND = Not detected MDL = Method Detection Limit J = Indicates an estimated value
 RL = Reporting Limit B = Indicates analyte found in associated method blank
 E = Indicates value exceeds calibration range N = Indicates presumptive evidence of a compound

SGS North America Inc.

Report of Analysis

Page 1 of 2

Client Sample ID:	GCP15S-51-083023	Date Sampled:	08/30/23
Lab Sample ID:	JD71989-7	Date Received:	08/31/23
Matrix:	AQ - Ground Water	Percent Solids:	n/a
Method:	SW846 8260D		
Project:	Genesco, 150 Fulton Avenue, Garden City, NY		

Run #	File ID	DF	Analyzed	By	Prep Date	Prep Batch	Analytical Batch
Run #1	1E175713.D	1	09/01/23 14:02	BK	n/a	n/a	V1E8698
Run #2							

Run #	Purge Volume
Run #1	5.0 ml
Run #2	

VOA TCL List

CAS No.	Compound	Result	RL	MDL	Units	Q
67-64-1	Acetone	ND	10	3.1	ug/l	
71-43-2	Benzene	ND	0.50	0.43	ug/l	
74-97-5	Bromochloromethane	ND	1.0	0.48	ug/l	
75-27-4	Bromodichloromethane	ND	1.0	0.45	ug/l	
75-25-2	Bromoform	ND	1.0	0.63	ug/l	
74-83-9	Bromomethane	ND	2.0	1.6	ug/l	
78-93-3	2-Butanone (MEK)	ND	10	2.7	ug/l	
75-15-0	Carbon disulfide	ND	2.0	1.8	ug/l	
56-23-5	Carbon tetrachloride	ND	1.0	0.55	ug/l	
108-90-7	Chlorobenzene	ND	1.0	0.56	ug/l	
75-00-3	Chloroethane	ND	1.0	0.73	ug/l	
67-66-3	Chloroform	ND	1.0	0.50	ug/l	
74-87-3	Chloromethane	ND	1.0	0.76	ug/l	
110-82-7	Cyclohexane	ND	5.0	0.78	ug/l	
96-12-8	1,2-Dibromo-3-chloropropane	ND	2.0	0.53	ug/l	
124-48-1	Dibromochloromethane	ND	1.0	0.56	ug/l	
106-93-4	1,2-Dibromoethane	ND	1.0	0.48	ug/l	
95-50-1	1,2-Dichlorobenzene	ND	1.0	0.53	ug/l	
541-73-1	1,3-Dichlorobenzene	ND	1.0	0.54	ug/l	
106-46-7	1,4-Dichlorobenzene	ND	1.0	0.51	ug/l	
75-71-8	Dichlorodifluoromethane ^a	ND	2.0	0.56	ug/l	
75-34-3	1,1-Dichloroethane	ND	1.0	0.57	ug/l	
107-06-2	1,2-Dichloroethane	ND	1.0	0.60	ug/l	
75-35-4	1,1-Dichloroethene	ND	1.0	0.59	ug/l	
156-59-2	cis-1,2-Dichloroethene	ND	1.0	0.51	ug/l	
156-60-5	trans-1,2-Dichloroethene	ND	1.0	0.54	ug/l	
78-87-5	1,2-Dichloropropane	ND	1.0	0.51	ug/l	
10061-01-5	cis-1,3-Dichloropropene	ND	1.0	0.47	ug/l	
10061-02-6	trans-1,3-Dichloropropene	ND	1.0	0.43	ug/l	
100-41-4	Ethylbenzene	ND	1.0	0.60	ug/l	
76-13-1	Freon 113	ND	5.0	0.58	ug/l	
591-78-6	2-Hexanone	ND	5.0	4.8	ug/l	

ND = Not detected MDL = Method Detection Limit

RL = Reporting Limit

E = Indicates value exceeds calibration range

J = Indicates an estimated value

B = Indicates analyte found in associated method blank

N = Indicates presumptive evidence of a compound

Report of Analysis

Client Sample ID:	GCP15S-51-083023	Date Sampled:	08/30/23
Lab Sample ID:	JD71989-7	Date Received:	08/31/23
Matrix:	AQ - Ground Water	Percent Solids:	n/a
Method:	SW846 8260D		
Project:	Genesco, 150 Fulton Avenue, Garden City, NY		

VOA TCL List

CAS No.	Compound	Result	RL	MDL	Units	Q
98-82-8	Isopropylbenzene	ND	1.0	0.65	ug/l	
79-20-9	Methyl Acetate	ND	5.0	0.80	ug/l	
108-87-2	Methylcyclohexane	ND	5.0	0.60	ug/l	
1634-04-4	Methyl Tert Butyl Ether	ND	1.0	0.51	ug/l	
108-10-1	4-Methyl-2-pentanone(MIBK)	ND	5.0	4.9	ug/l	
75-09-2	Methylene chloride	ND	2.0	1.0	ug/l	
100-42-5	Styrene	ND	1.0	0.49	ug/l	
79-34-5	1,1,2,2-Tetrachloroethane	ND	1.0	0.65	ug/l	
127-18-4	Tetrachloroethene	ND	1.0	0.56	ug/l	
108-88-3	Toluene	ND	1.0	0.49	ug/l	
87-61-6	1,2,3-Trichlorobenzene	ND	1.0	0.50	ug/l	
120-82-1	1,2,4-Trichlorobenzene	ND	1.0	0.50	ug/l	
71-55-6	1,1,1-Trichloroethane	ND	1.0	0.54	ug/l	
79-00-5	1,1,2-Trichloroethane	ND	1.0	0.53	ug/l	
79-01-6	Trichloroethene	ND	1.0	0.53	ug/l	
75-69-4	Trichlorofluoromethane	ND	2.0	0.40	ug/l	
75-01-4	Vinyl chloride	ND	1.0	0.52	ug/l	
	m,p-Xylene	ND	1.0	0.78	ug/l	
95-47-6	o-Xylene	ND	1.0	0.59	ug/l	
1330-20-7	Xylene (total)	ND	1.0	0.59	ug/l	

CAS No.	Surrogate Recoveries	Run# 1	Run# 2	Limits
1868-53-7	Dibromofluoromethane	104%		80-120%
17060-07-0	1,2-Dichloroethane-D4	99%		80-120%
2037-26-5	Toluene-D8	97%		80-120%
460-00-4	4-Bromofluorobenzene	98%		82-114%

(a) Associated CCV outside of control limits high, sample was ND.

ND = Not detected MDL = Method Detection Limit
 RL = Reporting Limit
 E = Indicates value exceeds calibration range

J = Indicates an estimated value
 B = Indicates analyte found in associated method blank
 N = Indicates presumptive evidence of a compound

SGS North America Inc.

Report of Analysis

Page 1 of 2

Client Sample ID:	MW15B-356-083023	Date Sampled:	08/30/23
Lab Sample ID:	JD71989-8	Date Received:	08/31/23
Matrix:	AQ - Ground Water	Percent Solids:	n/a
Method:	SW846 8260D		
Project:	Genesco, 150 Fulton Avenue, Garden City, NY		

Run #	File ID	DF	Analyzed	By	Prep Date	Prep Batch	Analytical Batch
Run #1	2E175712.D	1	09/01/23 13:47	BK	n/a	n/a	V2E8698
Run #2							

Run #	Purge Volume
Run #1	5.0 ml
Run #2	

VOA TCL List

CAS No.	Compound	Result	RL	MDL	Units	Q
67-64-1	Acetone	3.8	10	3.1	ug/l	J
71-43-2	Benzene	ND	0.50	0.43	ug/l	
74-97-5	Bromochloromethane	ND	1.0	0.48	ug/l	
75-27-4	Bromodichloromethane	ND	1.0	0.45	ug/l	
75-25-2	Bromoform	ND	1.0	0.63	ug/l	
74-83-9	Bromomethane	ND	2.0	1.6	ug/l	
78-93-3	2-Butanone (MEK)	ND	10	2.7	ug/l	
75-15-0	Carbon disulfide	ND	2.0	1.8	ug/l	
56-23-5	Carbon tetrachloride	ND	1.0	0.55	ug/l	
108-90-7	Chlorobenzene	ND	1.0	0.56	ug/l	
75-00-3	Chloroethane	ND	1.0	0.73	ug/l	
67-66-3	Chloroform	ND	1.0	0.50	ug/l	
74-87-3	Chloromethane	ND	1.0	0.76	ug/l	
110-82-7	Cyclohexane	ND	5.0	0.78	ug/l	
96-12-8	1,2-Dibromo-3-chloropropane	ND	2.0	0.53	ug/l	
124-48-1	Dibromochloromethane	ND	1.0	0.56	ug/l	
106-93-4	1,2-Dibromoethane	ND	1.0	0.48	ug/l	
95-50-1	1,2-Dichlorobenzene	ND	1.0	0.53	ug/l	
541-73-1	1,3-Dichlorobenzene	ND	1.0	0.54	ug/l	
106-46-7	1,4-Dichlorobenzene	ND	1.0	0.51	ug/l	
75-71-8	Dichlorodifluoromethane ^a	ND	2.0	0.56	ug/l	
75-34-3	1,1-Dichloroethane	ND	1.0	0.57	ug/l	
107-06-2	1,2-Dichloroethane	ND	1.0	0.60	ug/l	
75-35-4	1,1-Dichloroethene	ND	1.0	0.59	ug/l	
156-59-2	cis-1,2-Dichloroethene	ND	1.0	0.51	ug/l	
156-60-5	trans-1,2-Dichloroethene	ND	1.0	0.54	ug/l	
78-87-5	1,2-Dichloropropane	ND	1.0	0.51	ug/l	
10061-01-5	cis-1,3-Dichloropropene	ND	1.0	0.47	ug/l	
10061-02-6	trans-1,3-Dichloropropene	ND	1.0	0.43	ug/l	
100-41-4	Ethylbenzene	ND	1.0	0.60	ug/l	
76-13-1	Freon 113	ND	5.0	0.58	ug/l	
591-78-6	2-Hexanone	ND	5.0	4.8	ug/l	

ND = Not detected MDL = Method Detection Limit

J = Indicates an estimated value

RL = Reporting Limit

B = Indicates analyte found in associated method blank

E = Indicates value exceeds calibration range

N = Indicates presumptive evidence of a compound

Report of Analysis

Client Sample ID: MW15B-356-083023 Lab Sample ID: JD71989-8 Matrix: AQ - Ground Water Method: SW846 8260D Project: Genesco, 150 Fulton Avenue, Garden City, NY	Date Sampled: 08/30/23 Date Received: 08/31/23 Percent Solids: n/a
---	---

4.8
4

VOA TCL List

CAS No.	Compound	Result	RL	MDL	Units	Q
98-82-8	Isopropylbenzene	ND	1.0	0.65	ug/l	
79-20-9	Methyl Acetate	ND	5.0	0.80	ug/l	
108-87-2	Methylcyclohexane	ND	5.0	0.60	ug/l	
1634-04-4	Methyl Tert Butyl Ether	ND	1.0	0.51	ug/l	
108-10-1	4-Methyl-2-pentanone(MIBK)	ND	5.0	4.9	ug/l	
75-09-2	Methylene chloride	ND	2.0	1.0	ug/l	
100-42-5	Styrene	ND	1.0	0.49	ug/l	
79-34-5	1,1,2,2-Tetrachloroethane	ND	1.0	0.65	ug/l	
127-18-4	Tetrachloroethene	2.2	1.0	0.56	ug/l	
108-88-3	Toluene	ND	1.0	0.49	ug/l	
87-61-6	1,2,3-Trichlorobenzene	ND	1.0	0.50	ug/l	
120-82-1	1,2,4-Trichlorobenzene	ND	1.0	0.50	ug/l	
71-55-6	1,1,1-Trichloroethane	ND	1.0	0.54	ug/l	
79-00-5	1,1,2-Trichloroethane	ND	1.0	0.53	ug/l	
79-01-6	Trichloroethene	ND	1.0	0.53	ug/l	
75-69-4	Trichlorofluoromethane	ND	2.0	0.40	ug/l	
75-01-4	Vinyl chloride	ND	1.0	0.52	ug/l	
	m,p-Xylene	ND	1.0	0.78	ug/l	
95-47-6	o-Xylene	ND	1.0	0.59	ug/l	
1330-20-7	Xylene (total)	ND	1.0	0.59	ug/l	

CAS No.	Surrogate Recoveries	Run# 1	Run# 2	Limits
1868-53-7	Dibromofluoromethane	105%		80-120%
17060-07-0	1,2-Dichloroethane-D4	102%		80-120%
2037-26-5	Toluene-D8	100%		80-120%
460-00-4	4-Bromofluorobenzene	98%		82-114%

(a) Associated CCV outside of control limits high, sample was ND.

ND = Not detected MDL = Method Detection Limit J = Indicates an estimated value
 RL = Reporting Limit B = Indicates analyte found in associated method blank
 E = Indicates value exceeds calibration range N = Indicates presumptive evidence of a compound

SGS North America Inc.

Report of Analysis

Page 1 of 2

Client Sample ID: TB-083123	Date Sampled: 09/01/23
Lab Sample ID: JD72121-1	Date Received: 09/01/23
Matrix: AQ - Trip Blank Water	Percent Solids: n/a
Method: SW846 8260D	
Project: Genesco, 150 Fulton Avenue, Garden City, NY	

Run #1	File ID	DF	Analyzed	By	Prep Date	Prep Batch	Analytical Batch
Run #2	1K10523.D	1	09/05/23 20:32	JN	n/a	n/a	V1K302

Run #1	Purge Volume
Run #2	5.0 ml

VOA TCL List

CAS No.	Compound	Result	RL	MDL	Units	Q
67-64-1	Acetone	ND	10	3.1	ug/l	
71-43-2	Benzene	ND	0.50	0.43	ug/l	
74-97-5	Bromochloromethane	ND	1.0	0.48	ug/l	
75-27-4	Bromodichloromethane	ND	1.0	0.45	ug/l	
75-25-2	Bromoform	ND	1.0	0.63	ug/l	
74-83-9	Bromomethane ^a	ND	2.0	1.6	ug/l	
78-93-3	2-Butanone (MEK)	ND	10	2.7	ug/l	
75-15-0	Carbon disulfide	ND	2.0	1.8	ug/l	
56-23-5	Carbon tetrachloride	ND	1.0	0.55	ug/l	
108-90-7	Chlorobenzene	ND	1.0	0.56	ug/l	
75-00-3	Chloroethane	ND	1.0	0.73	ug/l	
67-66-3	Chloroform	ND	1.0	0.50	ug/l	
74-87-3	Chloromethane ^b	ND	1.0	0.76	ug/l	
110-82-7	Cyclohexane	ND	5.0	0.78	ug/l	
96-12-8	1,2-Dibromo-3-chloropropane	ND	2.0	0.53	ug/l	
124-48-1	Dibromochloromethane	ND	1.0	0.56	ug/l	
106-93-4	1,2-Dibromoethane	ND	1.0	0.48	ug/l	
95-50-1	1,2-Dichlorobenzene	ND	1.0	0.53	ug/l	
541-73-1	1,3-Dichlorobenzene	ND	1.0	0.54	ug/l	
106-46-7	1,4-Dichlorobenzene	ND	1.0	0.51	ug/l	
75-71-8	Dichlorodifluoromethane	ND	2.0	0.56	ug/l	
75-34-3	1,1-Dichloroethane	ND	1.0	0.57	ug/l	
107-06-2	1,2-Dichloroethane	ND	1.0	0.60	ug/l	
75-35-4	1,1-Dichloroethene	ND	1.0	0.59	ug/l	
156-59-2	cis-1,2-Dichloroethene	ND	1.0	0.51	ug/l	
156-60-5	trans-1,2-Dichloroethene	ND	1.0	0.54	ug/l	
78-87-5	1,2-Dichloropropane	ND	1.0	0.51	ug/l	
10061-01-5	cis-1,3-Dichloropropene	ND	1.0	0.47	ug/l	
10061-02-6	trans-1,3-Dichloropropene	ND	1.0	0.43	ug/l	
100-41-4	Ethylbenzene	ND	1.0	0.60	ug/l	
76-13-1	Freon 113 ^a	ND	5.0	0.58	ug/l	
591-78-6	2-Hexanone	ND	5.0	4.8	ug/l	

ND = Not detected MDL = Method Detection Limit

RL = Reporting Limit

E = Indicates value exceeds calibration range

J = Indicates an estimated value

B = Indicates analyte found in associated method blank

N = Indicates presumptive evidence of a compound

Report of Analysis

Client Sample ID:	TB-083123	Date Sampled:	09/01/23
Lab Sample ID:	JD72121-1	Date Received:	09/01/23
Matrix:	AQ - Trip Blank Water	Percent Solids:	n/a
Method:	SW846 8260D		
Project:	Genesco, 150 Fulton Avenue, Garden City, NY		

VOA TCL List

CAS No.	Compound	Result	RL	MDL	Units	Q
98-82-8	Isopropylbenzene	ND	1.0	0.65	ug/l	
79-20-9	Methyl Acetate	ND	5.0	0.80	ug/l	
108-87-2	Methylcyclohexane	ND	5.0	0.60	ug/l	
1634-04-4	Methyl Tert Butyl Ether	ND	1.0	0.51	ug/l	
108-10-1	4-Methyl-2-pentanone(MIBK)	ND	5.0	4.9	ug/l	
75-09-2	Methylene chloride	ND	2.0	1.0	ug/l	
100-42-5	Styrene	ND	1.0	0.49	ug/l	
79-34-5	1,1,2,2-Tetrachloroethane	ND	1.0	0.65	ug/l	
127-18-4	Tetrachloroethene	ND	1.0	0.56	ug/l	
108-88-3	Toluene	ND	1.0	0.49	ug/l	
87-61-6	1,2,3-Trichlorobenzene	ND	1.0	0.50	ug/l	
120-82-1	1,2,4-Trichlorobenzene	ND	1.0	0.50	ug/l	
71-55-6	1,1,1-Trichloroethane	ND	1.0	0.54	ug/l	
79-00-5	1,1,2-Trichloroethane	ND	1.0	0.53	ug/l	
79-01-6	Trichloroethene	ND	1.0	0.53	ug/l	
75-69-4	Trichlorofluoromethane	ND	2.0	0.40	ug/l	
75-01-4	Vinyl chloride	ND	1.0	0.52	ug/l	
	m,p-Xylene	ND	1.0	0.78	ug/l	
95-47-6	o-Xylene	ND	1.0	0.59	ug/l	
1330-20-7	Xylene (total)	ND	1.0	0.59	ug/l	

CAS No.	Surrogate Recoveries	Run# 1	Run# 2	Limits
1868-53-7	Dibromofluoromethane	118%		80-120%
17060-07-0	1,2-Dichloroethane-D4	101%		80-120%
2037-26-5	Toluene-D8	98%		80-120%
460-00-4	4-Bromofluorobenzene	94%		82-114%

(a) Associated CCV outside of control limits high, sample was ND.

(b) Associated CCV outside of control limits low. A sensitivity check was analyzed to demonstrate system suitability to detect affected analyte. Sample was ND.

ND = Not detected MDL = Method Detection Limit
 RL = Reporting Limit
 E = Indicates value exceeds calibration range

J = Indicates an estimated value
 B = Indicates analyte found in associated method blank
 N = Indicates presumptive evidence of a compound

SGS North America Inc.

Report of Analysis

Page 1 of 2

Client Sample ID: FB-083123	Date Sampled: 08/31/23
Lab Sample ID: JD72121-2	Date Received: 09/01/23
Matrix: AQ - Field Blank Water	Percent Solids: n/a
Method: SW846 8260D	
Project: Genesco, 150 Fulton Avenue, Garden City, NY	

Run #1	File ID	DF	Analyzed	By	Prep Date	Prep Batch	Analytical Batch
Run #2	1K10525.D	1	09/05/23 21:05	JN	n/a	n/a	V1K302

Run #1	Purge Volume
Run #2	5.0 ml

VOA TCL List

CAS No.	Compound	Result	RL	MDL	Units	Q
67-64-1	Acetone	ND	10	3.1	ug/l	
71-43-2	Benzene	ND	0.50	0.43	ug/l	
74-97-5	Bromochloromethane	ND	1.0	0.48	ug/l	
75-27-4	Bromodichloromethane	ND	1.0	0.45	ug/l	
75-25-2	Bromoform	ND	1.0	0.63	ug/l	
74-83-9	Bromomethane ^a	ND	2.0	1.6	ug/l	
78-93-3	2-Butanone (MEK)	ND	10	2.7	ug/l	
75-15-0	Carbon disulfide	ND	2.0	1.8	ug/l	
56-23-5	Carbon tetrachloride	ND	1.0	0.55	ug/l	
108-90-7	Chlorobenzene	ND	1.0	0.56	ug/l	
75-00-3	Chloroethane	ND	1.0	0.73	ug/l	
67-66-3	Chloroform	ND	1.0	0.50	ug/l	
74-87-3	Chloromethane ^b	ND	1.0	0.76	ug/l	
110-82-7	Cyclohexane	ND	5.0	0.78	ug/l	
96-12-8	1,2-Dibromo-3-chloropropane	ND	2.0	0.53	ug/l	
124-48-1	Dibromochloromethane	ND	1.0	0.56	ug/l	
106-93-4	1,2-Dibromoethane	ND	1.0	0.48	ug/l	
95-50-1	1,2-Dichlorobenzene	ND	1.0	0.53	ug/l	
541-73-1	1,3-Dichlorobenzene	ND	1.0	0.54	ug/l	
106-46-7	1,4-Dichlorobenzene	ND	1.0	0.51	ug/l	
75-71-8	Dichlorodifluoromethane	ND	2.0	0.56	ug/l	
75-34-3	1,1-Dichloroethane	ND	1.0	0.57	ug/l	
107-06-2	1,2-Dichloroethane	ND	1.0	0.60	ug/l	
75-35-4	1,1-Dichloroethene	ND	1.0	0.59	ug/l	
156-59-2	cis-1,2-Dichloroethene	ND	1.0	0.51	ug/l	
156-60-5	trans-1,2-Dichloroethene	ND	1.0	0.54	ug/l	
78-87-5	1,2-Dichloropropane	ND	1.0	0.51	ug/l	
10061-01-5	cis-1,3-Dichloropropene	ND	1.0	0.47	ug/l	
10061-02-6	trans-1,3-Dichloropropene	ND	1.0	0.43	ug/l	
100-41-4	Ethylbenzene	ND	1.0	0.60	ug/l	
76-13-1	Freon 113 ^a	ND	5.0	0.58	ug/l	
591-78-6	2-Hexanone	ND	5.0	4.8	ug/l	

ND = Not detected MDL = Method Detection Limit

RL = Reporting Limit

E = Indicates value exceeds calibration range

J = Indicates an estimated value

B = Indicates analyte found in associated method blank

N = Indicates presumptive evidence of a compound

Report of Analysis

Client Sample ID:	FB-083123	Date Sampled:	08/31/23
Lab Sample ID:	JD72121-2	Date Received:	09/01/23
Matrix:	AQ - Field Blank Water	Percent Solids:	n/a
Method:	SW846 8260D		
Project:	Genesco, 150 Fulton Avenue, Garden City, NY		

VOA TCL List

CAS No.	Compound	Result	RL	MDL	Units	Q
98-82-8	Isopropylbenzene	ND	1.0	0.65	ug/l	
79-20-9	Methyl Acetate	ND	5.0	0.80	ug/l	
108-87-2	Methylcyclohexane	ND	5.0	0.60	ug/l	
1634-04-4	Methyl Tert Butyl Ether	ND	1.0	0.51	ug/l	
108-10-1	4-Methyl-2-pentanone(MIBK)	ND	5.0	4.9	ug/l	
75-09-2	Methylene chloride	ND	2.0	1.0	ug/l	
100-42-5	Styrene	ND	1.0	0.49	ug/l	
79-34-5	1,1,2,2-Tetrachloroethane	ND	1.0	0.65	ug/l	
127-18-4	Tetrachloroethene	ND	1.0	0.56	ug/l	
108-88-3	Toluene	ND	1.0	0.49	ug/l	
87-61-6	1,2,3-Trichlorobenzene	ND	1.0	0.50	ug/l	
120-82-1	1,2,4-Trichlorobenzene	ND	1.0	0.50	ug/l	
71-55-6	1,1,1-Trichloroethane	ND	1.0	0.54	ug/l	
79-00-5	1,1,2-Trichloroethane	ND	1.0	0.53	ug/l	
79-01-6	Trichloroethene	ND	1.0	0.53	ug/l	
75-69-4	Trichlorofluoromethane	ND	2.0	0.40	ug/l	
75-01-4	Vinyl chloride	ND	1.0	0.52	ug/l	
	m,p-Xylene	ND	1.0	0.78	ug/l	
95-47-6	o-Xylene	ND	1.0	0.59	ug/l	
1330-20-7	Xylene (total)	ND	1.0	0.59	ug/l	

CAS No.	Surrogate Recoveries	Run# 1	Run# 2	Limits
1868-53-7	Dibromofluoromethane	119%		80-120%
17060-07-0	1,2-Dichloroethane-D4	98%		80-120%
2037-26-5	Toluene-D8	98%		80-120%
460-00-4	4-Bromofluorobenzene	95%		82-114%

(a) Associated CCV outside of control limits high, sample was ND.

(b) Associated CCV outside of control limits low. A sensitivity check was analyzed to demonstrate system suitability to detect affected analyte. Sample was ND.

ND = Not detected MDL = Method Detection Limit
 RL = Reporting Limit
 E = Indicates value exceeds calibration range

J = Indicates an estimated value
 B = Indicates analyte found in associated method blank
 N = Indicates presumptive evidence of a compound

SGS North America Inc.

Report of Analysis

Page 1 of 2

Client Sample ID:	GCP01-52.5-083123	Date Sampled:	08/31/23
Lab Sample ID:	JD72121-3	Date Received:	09/01/23
Matrix:	AQ - Ground Water	Percent Solids:	n/a
Method:	SW846 8260D		
Project:	Genesco, 150 Fulton Avenue, Garden City, NY		

Run #1	File ID	DF	Analyzed	By	Prep Date	Prep Batch	Analytical Batch
Run #1	1K10533.D	1	09/05/23 23:19	JN	n/a	n/a	V1K302
Run #2							

Run #1	Purge Volume
Run #1	5.0 ml
Run #2	

VOA TCL List

CAS No.	Compound	Result	RL	MDL	Units	Q
67-64-1	Acetone	ND	10	3.1	ug/l	
71-43-2	Benzene	ND	0.50	0.43	ug/l	
74-97-5	Bromochloromethane	ND	1.0	0.48	ug/l	
75-27-4	Bromodichloromethane	ND	1.0	0.45	ug/l	
75-25-2	Bromoform	ND	1.0	0.63	ug/l	
74-83-9	Bromomethane ^a	ND	2.0	1.6	ug/l	
78-93-3	2-Butanone (MEK)	ND	10	2.7	ug/l	
75-15-0	Carbon disulfide	ND	2.0	1.8	ug/l	
56-23-5	Carbon tetrachloride	ND	1.0	0.55	ug/l	
108-90-7	Chlorobenzene	ND	1.0	0.56	ug/l	
75-00-3	Chloroethane	ND	1.0	0.73	ug/l	
67-66-3	Chloroform	ND	1.0	0.50	ug/l	
74-87-3	Chloromethane ^b	ND	1.0	0.76	ug/l	
110-82-7	Cyclohexane	ND	5.0	0.78	ug/l	
96-12-8	1,2-Dibromo-3-chloropropane	ND	2.0	0.53	ug/l	
124-48-1	Dibromochloromethane	ND	1.0	0.56	ug/l	
106-93-4	1,2-Dibromoethane	ND	1.0	0.48	ug/l	
95-50-1	1,2-Dichlorobenzene	ND	1.0	0.53	ug/l	
541-73-1	1,3-Dichlorobenzene	ND	1.0	0.54	ug/l	
106-46-7	1,4-Dichlorobenzene	ND	1.0	0.51	ug/l	
75-71-8	Dichlorodifluoromethane	ND	2.0	0.56	ug/l	
75-34-3	1,1-Dichloroethane	ND	1.0	0.57	ug/l	
107-06-2	1,2-Dichloroethane	ND	1.0	0.60	ug/l	
75-35-4	1,1-Dichloroethene	ND	1.0	0.59	ug/l	
156-59-2	cis-1,2-Dichloroethene	8.0	1.0	0.51	ug/l	
156-60-5	trans-1,2-Dichloroethene	ND	1.0	0.54	ug/l	
78-87-5	1,2-Dichloropropane	ND	1.0	0.51	ug/l	
10061-01-5	cis-1,3-Dichloropropene	ND	1.0	0.47	ug/l	
10061-02-6	trans-1,3-Dichloropropene	ND	1.0	0.43	ug/l	
100-41-4	Ethylbenzene	ND	1.0	0.60	ug/l	
76-13-1	Freon 113 ^a	ND	5.0	0.58	ug/l	
591-78-6	2-Hexanone	ND	5.0	4.8	ug/l	

ND = Not detected MDL = Method Detection Limit

J = Indicates an estimated value

RL = Reporting Limit

B = Indicates analyte found in associated method blank

E = Indicates value exceeds calibration range

N = Indicates presumptive evidence of a compound

Report of Analysis

Client Sample ID:	GCP01-52.5-083123	Date Sampled:	08/31/23
Lab Sample ID:	JD72121-3	Date Received:	09/01/23
Matrix:	AQ - Ground Water	Percent Solids:	n/a
Method:	SW846 8260D		
Project:	Genesco, 150 Fulton Avenue, Garden City, NY		

VOA TCL List

CAS No.	Compound	Result	RL	MDL	Units	Q
98-82-8	Isopropylbenzene	ND	1.0	0.65	ug/l	
79-20-9	Methyl Acetate	ND	5.0	0.80	ug/l	
108-87-2	Methylcyclohexane	ND	5.0	0.60	ug/l	
1634-04-4	Methyl Tert Butyl Ether	ND	1.0	0.51	ug/l	
108-10-1	4-Methyl-2-pentanone(MIBK)	ND	5.0	4.9	ug/l	
75-09-2	Methylene chloride	ND	2.0	1.0	ug/l	
100-42-5	Styrene	ND	1.0	0.49	ug/l	
79-34-5	1,1,2,2-Tetrachloroethane	ND	1.0	0.65	ug/l	
127-18-4	Tetrachloroethene	1.8	1.0	0.56	ug/l	
108-88-3	Toluene	ND	1.0	0.49	ug/l	
87-61-6	1,2,3-Trichlorobenzene	ND	1.0	0.50	ug/l	
120-82-1	1,2,4-Trichlorobenzene	ND	1.0	0.50	ug/l	
71-55-6	1,1,1-Trichloroethane	ND	1.0	0.54	ug/l	
79-00-5	1,1,2-Trichloroethane	ND	1.0	0.53	ug/l	
79-01-6	Trichloroethene	1.2	1.0	0.53	ug/l	
75-69-4	Trichlorofluoromethane	ND	2.0	0.40	ug/l	
75-01-4	Vinyl chloride	ND	1.0	0.52	ug/l	
	m,p-Xylene	ND	1.0	0.78	ug/l	
95-47-6	o-Xylene	ND	1.0	0.59	ug/l	
1330-20-7	Xylene (total)	ND	1.0	0.59	ug/l	

CAS No.	Surrogate Recoveries	Run# 1	Run# 2	Limits
1868-53-7	Dibromofluoromethane	116%		80-120%
17060-07-0	1,2-Dichloroethane-D4	100%		80-120%
2037-26-5	Toluene-D8	98%		80-120%
460-00-4	4-Bromofluorobenzene	95%		82-114%

(a) Associated CCV outside of control limits high, sample was ND.

(b) Associated CCV outside of control limits low. A sensitivity check was analyzed to demonstrate system suitability to detect affected analyte. Sample was ND.

ND = Not detected MDL = Method Detection Limit
 RL = Reporting Limit
 E = Indicates value exceeds calibration range

J = Indicates an estimated value
 B = Indicates analyte found in associated method blank
 N = Indicates presumptive evidence of a compound

SGS North America Inc.

Report of Analysis

Page 1 of 2

Client Sample ID:	GCP01D-110-083123	Date Sampled:	08/31/23
Lab Sample ID:	JD72121-4	Date Received:	09/01/23
Matrix:	AQ - Ground Water	Percent Solids:	n/a
Method:	SW846 8260D		
Project:	Genesco, 150 Fulton Avenue, Garden City, NY		

Run #1	File ID	DF	Analyzed	By	Prep Date	Prep Batch	Analytical Batch
Run #1	1K10507.D	1	09/05/23 16:00	JN	n/a	n/a	V1K302
Run #2							

Run #1	Purge Volume
Run #1	5.0 ml
Run #2	

VOA TCL List

CAS No.	Compound	Result	RL	MDL	Units	Q
67-64-1	Acetone	ND	10	3.1	ug/l	
71-43-2	Benzene	ND	0.50	0.43	ug/l	
74-97-5	Bromochloromethane	ND	1.0	0.48	ug/l	
75-27-4	Bromodichloromethane	ND	1.0	0.45	ug/l	
75-25-2	Bromoform	ND	1.0	0.63	ug/l	
74-83-9	Bromomethane ^a	ND	2.0	1.6	ug/l	
78-93-3	2-Butanone (MEK)	ND	10	2.7	ug/l	
75-15-0	Carbon disulfide	ND	2.0	1.8	ug/l	
56-23-5	Carbon tetrachloride	ND	1.0	0.55	ug/l	
108-90-7	Chlorobenzene	ND	1.0	0.56	ug/l	
75-00-3	Chloroethane	ND	1.0	0.73	ug/l	
67-66-3	Chloroform	ND	1.0	0.50	ug/l	
74-87-3	Chloromethane ^b	ND	1.0	0.76	ug/l	
110-82-7	Cyclohexane	ND	5.0	0.78	ug/l	
96-12-8	1,2-Dibromo-3-chloropropane	ND	2.0	0.53	ug/l	
124-48-1	Dibromochloromethane	ND	1.0	0.56	ug/l	
106-93-4	1,2-Dibromoethane	ND	1.0	0.48	ug/l	
95-50-1	1,2-Dichlorobenzene	ND	1.0	0.53	ug/l	
541-73-1	1,3-Dichlorobenzene	ND	1.0	0.54	ug/l	
106-46-7	1,4-Dichlorobenzene	ND	1.0	0.51	ug/l	
75-71-8	Dichlorodifluoromethane	ND	2.0	0.56	ug/l	
75-34-3	1,1-Dichloroethane	ND	1.0	0.57	ug/l	
107-06-2	1,2-Dichloroethane	ND	1.0	0.60	ug/l	
75-35-4	1,1-Dichloroethene	ND	1.0	0.59	ug/l	
156-59-2	cis-1,2-Dichloroethene	ND	1.0	0.51	ug/l	
156-60-5	trans-1,2-Dichloroethene	ND	1.0	0.54	ug/l	
78-87-5	1,2-Dichloropropane	ND	1.0	0.51	ug/l	
10061-01-5	cis-1,3-Dichloropropene	ND	1.0	0.47	ug/l	
10061-02-6	trans-1,3-Dichloropropene	ND	1.0	0.43	ug/l	
100-41-4	Ethylbenzene	ND	1.0	0.60	ug/l	
76-13-1	Freon 113 ^a	ND	5.0	0.58	ug/l	
591-78-6	2-Hexanone	ND	5.0	4.8	ug/l	

ND = Not detected MDL = Method Detection Limit

RL = Reporting Limit

E = Indicates value exceeds calibration range

J = Indicates an estimated value

B = Indicates analyte found in associated method blank

N = Indicates presumptive evidence of a compound

Report of Analysis

Client Sample ID: GCP01D-110-083123		Date Sampled: 08/31/23
Lab Sample ID: JD72121-4		Date Received: 09/01/23
Matrix: AQ - Ground Water		Percent Solids: n/a
Method: SW846 8260D		
Project: Genesco, 150 Fulton Avenue, Garden City, NY		

VOA TCL List

CAS No.	Compound	Result	RL	MDL	Units	Q
98-82-8	Isopropylbenzene	ND	1.0	0.65	ug/l	
79-20-9	Methyl Acetate	ND	5.0	0.80	ug/l	
108-87-2	Methylcyclohexane	ND	5.0	0.60	ug/l	
1634-04-4	Methyl Tert Butyl Ether	ND	1.0	0.51	ug/l	
108-10-1	4-Methyl-2-pentanone(MIBK)	ND	5.0	4.9	ug/l	
75-09-2	Methylene chloride	ND	2.0	1.0	ug/l	
100-42-5	Styrene	ND	1.0	0.49	ug/l	
79-34-5	1,1,2,2-Tetrachloroethane	ND	1.0	0.65	ug/l	
127-18-4	Tetrachloroethene	0.95	1.0	0.56	ug/l	J
108-88-3	Toluene	ND	1.0	0.49	ug/l	
87-61-6	1,2,3-Trichlorobenzene	ND	1.0	0.50	ug/l	
120-82-1	1,2,4-Trichlorobenzene	ND	1.0	0.50	ug/l	
71-55-6	1,1,1-Trichloroethane	ND	1.0	0.54	ug/l	
79-00-5	1,1,2-Trichloroethane	ND	1.0	0.53	ug/l	
79-01-6	Trichloroethene	ND	1.0	0.53	ug/l	
75-69-4	Trichlorofluoromethane	ND	2.0	0.40	ug/l	
75-01-4	Vinyl chloride	ND	1.0	0.52	ug/l	
	m,p-Xylene	ND	1.0	0.78	ug/l	
95-47-6	o-Xylene	ND	1.0	0.59	ug/l	
1330-20-7	Xylene (total)	ND	1.0	0.59	ug/l	

CAS No.	Surrogate Recoveries	Run# 1	Run# 2	Limits
1868-53-7	Dibromofluoromethane	115%		80-120%
17060-07-0	1,2-Dichloroethane-D4	101%		80-120%
2037-26-5	Toluene-D8	98%		80-120%
460-00-4	4-Bromofluorobenzene	94%		82-114%

- (a) Associated CCV outside of control limits high, sample was ND.
- (b) Associated CCV outside of control limits low. A sensitivity check was analyzed to demonstrate system suitability to detect affected analyte. Sample was ND.

ND = Not detected MDL = Method Detection Limit J = Indicates an estimated value
 RL = Reporting Limit B = Indicates analyte found in associated method blank
 E = Indicates value exceeds calibration range N = Indicates presumptive evidence of a compound

4.4
4

SGS North America Inc.

Report of Analysis

Page 1 of 2

Client Sample ID:	GCP18S-48.5-083123	Date Sampled:	08/31/23
Lab Sample ID:	JD72121-5	Date Received:	09/01/23
Matrix:	AQ - Ground Water	Percent Solids:	n/a
Method:	SW846 8260D		
Project:	Genesco, 150 Fulton Avenue, Garden City, NY		

Run #1	File ID	DF	Analyzed	By	Prep Date	Prep Batch	Analytical Batch
Run #1	2K10534.D	1	09/05/23 23:36	JN	n/a	n/a	V2K302
Run #2							

Run #1	Purge Volume
Run #1	5.0 ml
Run #2	

VOA TCL List

CAS No.	Compound	Result	RL	MDL	Units	Q
67-64-1	Acetone	ND	10	3.1	ug/l	
71-43-2	Benzene	ND	0.50	0.43	ug/l	
74-97-5	Bromochloromethane	ND	1.0	0.48	ug/l	
75-27-4	Bromodichloromethane	ND	1.0	0.45	ug/l	
75-25-2	Bromoform	ND	1.0	0.63	ug/l	
74-83-9	Bromomethane	ND	2.0	1.6	ug/l	
78-93-3	2-Butanone (MEK)	ND	10	2.7	ug/l	
75-15-0	Carbon disulfide ^a	ND	2.0	1.8	ug/l	
56-23-5	Carbon tetrachloride	ND	1.0	0.55	ug/l	
108-90-7	Chlorobenzene	ND	1.0	0.56	ug/l	
75-00-3	Chloroethane	ND	1.0	0.73	ug/l	
67-66-3	Chloroform	ND	1.0	0.50	ug/l	
74-87-3	Chloromethane	ND	1.0	0.76	ug/l	
110-82-7	Cyclohexane	3.8	5.0	0.78	ug/l	J
96-12-8	1,2-Dibromo-3-chloropropane	ND	2.0	0.53	ug/l	
124-48-1	Dibromochloromethane	ND	1.0	0.56	ug/l	
106-93-4	1,2-Dibromoethane	ND	1.0	0.48	ug/l	
95-50-1	1,2-Dichlorobenzene	ND	1.0	0.53	ug/l	
541-73-1	1,3-Dichlorobenzene	ND	1.0	0.54	ug/l	
106-46-7	1,4-Dichlorobenzene	ND	1.0	0.51	ug/l	
75-71-8	Dichlorodifluoromethane	ND	2.0	0.56	ug/l	
75-34-3	1,1-Dichloroethane	ND	1.0	0.57	ug/l	
107-06-2	1,2-Dichloroethane	ND	1.0	0.60	ug/l	
75-35-4	1,1-Dichloroethene	ND	1.0	0.59	ug/l	
156-59-2	cis-1,2-Dichloroethene	2.3	1.0	0.51	ug/l	
156-60-5	trans-1,2-Dichloroethene	ND	1.0	0.54	ug/l	
78-87-5	1,2-Dichloropropane	ND	1.0	0.51	ug/l	
10061-01-5	cis-1,3-Dichloropropene	ND	1.0	0.47	ug/l	
10061-02-6	trans-1,3-Dichloropropene	ND	1.0	0.43	ug/l	
100-41-4	Ethylbenzene	56.1	1.0	0.60	ug/l	
76-13-1	Freon 113 ^a	ND	5.0	0.58	ug/l	
591-78-6	2-Hexanone	ND	5.0	4.8	ug/l	

ND = Not detected MDL = Method Detection Limit

RL = Reporting Limit

E = Indicates value exceeds calibration range

J = Indicates an estimated value

B = Indicates analyte found in associated method blank

N = Indicates presumptive evidence of a compound

Report of Analysis

Client Sample ID:	GCP18S-48.5-083123	Date Sampled:	08/31/23
Lab Sample ID:	JD72121-5	Date Received:	09/01/23
Matrix:	AQ - Ground Water	Percent Solids:	n/a
Method:	SW846 8260D		
Project:	Genesco, 150 Fulton Avenue, Garden City, NY		

VOA TCL List

CAS No.	Compound	Result	RL	MDL	Units	Q
98-82-8	Isopropylbenzene	10.3	1.0	0.65	ug/l	
79-20-9	Methyl Acetate	ND	5.0	0.80	ug/l	
108-87-2	Methylcyclohexane	2.6	5.0	0.60	ug/l	J
1634-04-4	Methyl Tert Butyl Ether	ND	1.0	0.51	ug/l	
108-10-1	4-Methyl-2-pentanone(MIBK)	ND	5.0	4.9	ug/l	
75-09-2	Methylene chloride	ND	2.0	1.0	ug/l	
100-42-5	Styrene	ND	1.0	0.49	ug/l	
79-34-5	1,1,2,2-Tetrachloroethane	ND	1.0	0.65	ug/l	
127-18-4	Tetrachloroethene	ND	1.0	0.56	ug/l	
108-88-3	Toluene	ND	1.0	0.49	ug/l	
87-61-6	1,2,3-Trichlorobenzene	ND	1.0	0.50	ug/l	
120-82-1	1,2,4-Trichlorobenzene	ND	1.0	0.50	ug/l	
71-55-6	1,1,1-Trichloroethane ^a	ND	1.0	0.54	ug/l	
79-00-5	1,1,2-Trichloroethane	ND	1.0	0.53	ug/l	
79-01-6	Trichloroethene	ND	1.0	0.53	ug/l	
75-69-4	Trichlorofluoromethane ^a	ND	2.0	0.40	ug/l	
75-01-4	Vinyl chloride	ND	1.0	0.52	ug/l	
	m,p-Xylene	10.4	1.0	0.78	ug/l	
95-47-6	o-Xylene	2.3	1.0	0.59	ug/l	
1330-20-7	Xylene (total)	12.7	1.0	0.59	ug/l	

CAS No.	Surrogate Recoveries	Run# 1	Run# 2	Limits
1868-53-7	Dibromofluoromethane	112%		80-120%
17060-07-0	1,2-Dichloroethane-D4	97%		80-120%
2037-26-5	Toluene-D8	100%		80-120%
460-00-4	4-Bromofluorobenzene	91%		82-114%

(a) Associated CCV outside of control limits high, sample was ND.

ND = Not detected MDL = Method Detection Limit
 RL = Reporting Limit
 E = Indicates value exceeds calibration range

J = Indicates an estimated value
 B = Indicates analyte found in associated method blank
 N = Indicates presumptive evidence of a compound

SGS North America Inc.

Report of Analysis

Page 1 of 2

Client Sample ID:	GCP18D-118-083123	Date Sampled:	08/31/23
Lab Sample ID:	JD72121-6	Date Received:	09/01/23
Matrix:	AQ - Ground Water	Percent Solids:	n/a
Method:	SW846 8260D		
Project:	Genesco, 150 Fulton Avenue, Garden City, NY		

Run #1	File ID	DF	Analyzed	By	Prep Date	Prep Batch	Analytical Batch
Run #1	1K10509.D	1	09/05/23 16:37	JN	n/a	n/a	V1K302
Run #2							

Run #1	Purge Volume
Run #1	5.0 ml
Run #2	

VOA TCL List

CAS No.	Compound	Result	RL	MDL	Units	Q
67-64-1	Acetone	ND	10	3.1	ug/l	
71-43-2	Benzene	ND	0.50	0.43	ug/l	
74-97-5	Bromochloromethane	ND	1.0	0.48	ug/l	
75-27-4	Bromodichloromethane	ND	1.0	0.45	ug/l	
75-25-2	Bromoform	ND	1.0	0.63	ug/l	
74-83-9	Bromomethane ^a	ND	2.0	1.6	ug/l	
78-93-3	2-Butanone (MEK)	ND	10	2.7	ug/l	
75-15-0	Carbon disulfide	ND	2.0	1.8	ug/l	
56-23-5	Carbon tetrachloride	ND	1.0	0.55	ug/l	
108-90-7	Chlorobenzene	ND	1.0	0.56	ug/l	
75-00-3	Chloroethane	ND	1.0	0.73	ug/l	
67-66-3	Chloroform	ND	1.0	0.50	ug/l	
74-87-3	Chloromethane ^b	ND	1.0	0.76	ug/l	
110-82-7	Cyclohexane	ND	5.0	0.78	ug/l	
96-12-8	1,2-Dibromo-3-chloropropane	ND	2.0	0.53	ug/l	
124-48-1	Dibromochloromethane	ND	1.0	0.56	ug/l	
106-93-4	1,2-Dibromoethane	ND	1.0	0.48	ug/l	
95-50-1	1,2-Dichlorobenzene	ND	1.0	0.53	ug/l	
541-73-1	1,3-Dichlorobenzene	ND	1.0	0.54	ug/l	
106-46-7	1,4-Dichlorobenzene	ND	1.0	0.51	ug/l	
75-71-8	Dichlorodifluoromethane	ND	2.0	0.56	ug/l	
75-34-3	1,1-Dichloroethane	ND	1.0	0.57	ug/l	
107-06-2	1,2-Dichloroethane	ND	1.0	0.60	ug/l	
75-35-4	1,1-Dichloroethene	ND	1.0	0.59	ug/l	
156-59-2	cis-1,2-Dichloroethene	ND	1.0	0.51	ug/l	
156-60-5	trans-1,2-Dichloroethene	ND	1.0	0.54	ug/l	
78-87-5	1,2-Dichloropropane	ND	1.0	0.51	ug/l	
10061-01-5	cis-1,3-Dichloropropene	ND	1.0	0.47	ug/l	
10061-02-6	trans-1,3-Dichloropropene	ND	1.0	0.43	ug/l	
100-41-4	Ethylbenzene	ND	1.0	0.60	ug/l	
76-13-1	Freon 113 ^a	ND	5.0	0.58	ug/l	
591-78-6	2-Hexanone	ND	5.0	4.8	ug/l	

ND = Not detected MDL = Method Detection Limit

RL = Reporting Limit

E = Indicates value exceeds calibration range

J = Indicates an estimated value

B = Indicates analyte found in associated method blank

N = Indicates presumptive evidence of a compound

Report of Analysis

Client Sample ID:	GCP18D-118-083123	Date Sampled:	08/31/23
Lab Sample ID:	JD72121-6	Date Received:	09/01/23
Matrix:	AQ - Ground Water	Percent Solids:	n/a
Method:	SW846 8260D		
Project:	Genesco, 150 Fulton Avenue, Garden City, NY		

VOA TCL List

CAS No.	Compound	Result	RL	MDL	Units	Q
98-82-8	Isopropylbenzene	ND	1.0	0.65	ug/l	
79-20-9	Methyl Acetate	ND	5.0	0.80	ug/l	
108-87-2	Methylcyclohexane	ND	5.0	0.60	ug/l	
1634-04-4	Methyl Tert Butyl Ether	ND	1.0	0.51	ug/l	
108-10-1	4-Methyl-2-pentanone(MIBK)	ND	5.0	4.9	ug/l	
75-09-2	Methylene chloride	ND	2.0	1.0	ug/l	
100-42-5	Styrene	ND	1.0	0.49	ug/l	
79-34-5	1,1,2,2-Tetrachloroethane	ND	1.0	0.65	ug/l	
127-18-4	Tetrachloroethene	ND	1.0	0.56	ug/l	
108-88-3	Toluene	ND	1.0	0.49	ug/l	
87-61-6	1,2,3-Trichlorobenzene	ND	1.0	0.50	ug/l	
120-82-1	1,2,4-Trichlorobenzene	ND	1.0	0.50	ug/l	
71-55-6	1,1,1-Trichloroethane	ND	1.0	0.54	ug/l	
79-00-5	1,1,2-Trichloroethane	ND	1.0	0.53	ug/l	
79-01-6	Trichloroethene	ND	1.0	0.53	ug/l	
75-69-4	Trichlorofluoromethane	ND	2.0	0.40	ug/l	
75-01-4	Vinyl chloride	ND	1.0	0.52	ug/l	
	m,p-Xylene	ND	1.0	0.78	ug/l	
95-47-6	o-Xylene	ND	1.0	0.59	ug/l	
1330-20-7	Xylene (total)	ND	1.0	0.59	ug/l	

CAS No.	Surrogate Recoveries	Run# 1	Run# 2	Limits
1868-53-7	Dibromofluoromethane	116%		80-120%
17060-07-0	1,2-Dichloroethane-D4	102%		80-120%
2037-26-5	Toluene-D8	99%		80-120%
460-00-4	4-Bromofluorobenzene	95%		82-114%

(a) Associated CCV outside of control limits high, sample was ND.

(b) Associated CCV outside of control limits low. A sensitivity check was analyzed to demonstrate system suitability to detect affected analyte. Sample was ND.

ND = Not detected MDL = Method Detection Limit

RL = Reporting Limit

E = Indicates value exceeds calibration range

J = Indicates an estimated value

B = Indicates analyte found in associated method blank

N = Indicates presumptive evidence of a compound

SGS North America Inc.

Report of Analysis

Page 1 of 2

Client Sample ID:	GCP08-54.2-083123	Date Sampled:	08/31/23
Lab Sample ID:	JD72121-7	Date Received:	09/01/23
Matrix:	AQ - Ground Water	Percent Solids:	n/a
Method:	SW846 8260D		
Project:	Genesco, 150 Fulton Avenue, Garden City, NY		

Run #1	File ID	DF	Analyzed	By	Prep Date	Prep Batch	Analytical Batch
Run #1	1K10535.D	1	09/05/23 23:53	JN	n/a	n/a	V1K302
Run #2							

Run #1	Purge Volume
Run #1	5.0 ml
Run #2	

VOA TCL List

CAS No.	Compound	Result	RL	MDL	Units	Q
67-64-1	Acetone	ND	10	3.1	ug/l	
71-43-2	Benzene	ND	0.50	0.43	ug/l	
74-97-5	Bromochloromethane	ND	1.0	0.48	ug/l	
75-27-4	Bromodichloromethane	ND	1.0	0.45	ug/l	
75-25-2	Bromoform	ND	1.0	0.63	ug/l	
74-83-9	Bromomethane ^a	ND	2.0	1.6	ug/l	
78-93-3	2-Butanone (MEK)	ND	10	2.7	ug/l	
75-15-0	Carbon disulfide	ND	2.0	1.8	ug/l	
56-23-5	Carbon tetrachloride	ND	1.0	0.55	ug/l	
108-90-7	Chlorobenzene	ND	1.0	0.56	ug/l	
75-00-3	Chloroethane	ND	1.0	0.73	ug/l	
67-66-3	Chloroform	ND	1.0	0.50	ug/l	
74-87-3	Chloromethane ^b	ND	1.0	0.76	ug/l	
110-82-7	Cyclohexane	ND	5.0	0.78	ug/l	
96-12-8	1,2-Dibromo-3-chloropropane	ND	2.0	0.53	ug/l	
124-48-1	Dibromochloromethane	ND	1.0	0.56	ug/l	
106-93-4	1,2-Dibromoethane	ND	1.0	0.48	ug/l	
95-50-1	1,2-Dichlorobenzene	ND	1.0	0.53	ug/l	
541-73-1	1,3-Dichlorobenzene	ND	1.0	0.54	ug/l	
106-46-7	1,4-Dichlorobenzene	ND	1.0	0.51	ug/l	
75-71-8	Dichlorodifluoromethane	ND	2.0	0.56	ug/l	
75-34-3	1,1-Dichloroethane	ND	1.0	0.57	ug/l	
107-06-2	1,2-Dichloroethane	ND	1.0	0.60	ug/l	
75-35-4	1,1-Dichloroethene	ND	1.0	0.59	ug/l	
156-59-2	cis-1,2-Dichloroethene	38.2	1.0	0.51	ug/l	
156-60-5	trans-1,2-Dichloroethene	ND	1.0	0.54	ug/l	
78-87-5	1,2-Dichloropropane	ND	1.0	0.51	ug/l	
10061-01-5	cis-1,3-Dichloropropene	ND	1.0	0.47	ug/l	
10061-02-6	trans-1,3-Dichloropropene	ND	1.0	0.43	ug/l	
100-41-4	Ethylbenzene	ND	1.0	0.60	ug/l	
76-13-1	Freon 113 ^a	ND	5.0	0.58	ug/l	
591-78-6	2-Hexanone	ND	5.0	4.8	ug/l	

ND = Not detected MDL = Method Detection Limit

J = Indicates an estimated value

RL = Reporting Limit

B = Indicates analyte found in associated method blank

E = Indicates value exceeds calibration range

N = Indicates presumptive evidence of a compound

Report of Analysis

Client Sample ID:	GCP08-54.2-083123	Date Sampled:	08/31/23
Lab Sample ID:	JD72121-7	Date Received:	09/01/23
Matrix:	AQ - Ground Water	Percent Solids:	n/a
Method:	SW846 8260D		
Project:	Genesco, 150 Fulton Avenue, Garden City, NY		

VOA TCL List

CAS No.	Compound	Result	RL	MDL	Units	Q
98-82-8	Isopropylbenzene	ND	1.0	0.65	ug/l	
79-20-9	Methyl Acetate	ND	5.0	0.80	ug/l	
108-87-2	Methylcyclohexane	ND	5.0	0.60	ug/l	
1634-04-4	Methyl Tert Butyl Ether	ND	1.0	0.51	ug/l	
108-10-1	4-Methyl-2-pentanone(MIBK)	ND	5.0	4.9	ug/l	
75-09-2	Methylene chloride	ND	2.0	1.0	ug/l	
100-42-5	Styrene	ND	1.0	0.49	ug/l	
79-34-5	1,1,2,2-Tetrachloroethane	ND	1.0	0.65	ug/l	
127-18-4	Tetrachloroethene	19.5	1.0	0.56	ug/l	
108-88-3	Toluene	ND	1.0	0.49	ug/l	
87-61-6	1,2,3-Trichlorobenzene	ND	1.0	0.50	ug/l	
120-82-1	1,2,4-Trichlorobenzene	ND	1.0	0.50	ug/l	
71-55-6	1,1,1-Trichloroethane	ND	1.0	0.54	ug/l	
79-00-5	1,1,2-Trichloroethane	ND	1.0	0.53	ug/l	
79-01-6	Trichloroethene	9.9	1.0	0.53	ug/l	
75-69-4	Trichlorofluoromethane	ND	2.0	0.40	ug/l	
75-01-4	Vinyl chloride	ND	1.0	0.52	ug/l	
	m,p-Xylene	ND	1.0	0.78	ug/l	
95-47-6	o-Xylene	ND	1.0	0.59	ug/l	
1330-20-7	Xylene (total)	ND	1.0	0.59	ug/l	

CAS No.	Surrogate Recoveries	Run# 1	Run# 2	Limits
1868-53-7	Dibromofluoromethane	113%		80-120%
17060-07-0	1,2-Dichloroethane-D4	96%		80-120%
2037-26-5	Toluene-D8	100%		80-120%
460-00-4	4-Bromofluorobenzene	96%		82-114%

(a) Associated CCV outside of control limits high, sample was ND.

(b) Associated CCV outside of control limits low. A sensitivity check was analyzed to demonstrate system suitability to detect affected analyte. Sample was ND.

ND = Not detected MDL = Method Detection Limit

RL = Reporting Limit

E = Indicates value exceeds calibration range

J = Indicates an estimated value

B = Indicates analyte found in associated method blank

N = Indicates presumptive evidence of a compound

SGS North America Inc.

Report of Analysis

Page 1 of 2

Client Sample ID: FB-090123	Date Sampled: 09/01/23
Lab Sample ID: JD72121-8	Date Received: 09/01/23
Matrix: AQ - Field Blank Water	Percent Solids: n/a
Method: SW846 8260D	
Project: Genesco, 150 Fulton Avenue, Garden City, NY	

Run #1	File ID	DF	Analyzed	By	Prep Date	Prep Batch	Analytical Batch
Run #1	1K10527.D	1	09/05/23 21:39	JN	n/a	n/a	V1K302
Run #2							

Run #1	Purge Volume
Run #1	5.0 ml
Run #2	

VOA TCL List

CAS No.	Compound	Result	RL	MDL	Units	Q
67-64-1	Acetone	ND	10	3.1	ug/l	
71-43-2	Benzene	ND	0.50	0.43	ug/l	
74-97-5	Bromochloromethane	ND	1.0	0.48	ug/l	
75-27-4	Bromodichloromethane	ND	1.0	0.45	ug/l	
75-25-2	Bromoform	ND	1.0	0.63	ug/l	
74-83-9	Bromomethane ^a	ND	2.0	1.6	ug/l	
78-93-3	2-Butanone (MEK)	ND	10	2.7	ug/l	
75-15-0	Carbon disulfide	ND	2.0	1.8	ug/l	
56-23-5	Carbon tetrachloride	ND	1.0	0.55	ug/l	
108-90-7	Chlorobenzene	ND	1.0	0.56	ug/l	
75-00-3	Chloroethane	ND	1.0	0.73	ug/l	
67-66-3	Chloroform	ND	1.0	0.50	ug/l	
74-87-3	Chloromethane ^b	ND	1.0	0.76	ug/l	
110-82-7	Cyclohexane	ND	5.0	0.78	ug/l	
96-12-8	1,2-Dibromo-3-chloropropane	ND	2.0	0.53	ug/l	
124-48-1	Dibromochloromethane	ND	1.0	0.56	ug/l	
106-93-4	1,2-Dibromoethane	ND	1.0	0.48	ug/l	
95-50-1	1,2-Dichlorobenzene	ND	1.0	0.53	ug/l	
541-73-1	1,3-Dichlorobenzene	ND	1.0	0.54	ug/l	
106-46-7	1,4-Dichlorobenzene	ND	1.0	0.51	ug/l	
75-71-8	Dichlorodifluoromethane	ND	2.0	0.56	ug/l	
75-34-3	1,1-Dichloroethane	ND	1.0	0.57	ug/l	
107-06-2	1,2-Dichloroethane	ND	1.0	0.60	ug/l	
75-35-4	1,1-Dichloroethene	ND	1.0	0.59	ug/l	
156-59-2	cis-1,2-Dichloroethene	ND	1.0	0.51	ug/l	
156-60-5	trans-1,2-Dichloroethene	ND	1.0	0.54	ug/l	
78-87-5	1,2-Dichloropropane	ND	1.0	0.51	ug/l	
10061-01-5	cis-1,3-Dichloropropene	ND	1.0	0.47	ug/l	
10061-02-6	trans-1,3-Dichloropropene	ND	1.0	0.43	ug/l	
100-41-4	Ethylbenzene	ND	1.0	0.60	ug/l	
76-13-1	Freon 113 ^a	ND	5.0	0.58	ug/l	
591-78-6	2-Hexanone	ND	5.0	4.8	ug/l	

ND = Not detected MDL = Method Detection Limit

RL = Reporting Limit

E = Indicates value exceeds calibration range

J = Indicates an estimated value

B = Indicates analyte found in associated method blank

N = Indicates presumptive evidence of a compound

Report of Analysis

Client Sample ID:	FB-090123	Date Sampled:	09/01/23
Lab Sample ID:	JD72121-8	Date Received:	09/01/23
Matrix:	AQ - Field Blank Water	Percent Solids:	n/a
Method:	SW846 8260D		
Project:	Genesco, 150 Fulton Avenue, Garden City, NY		

VOA TCL List

CAS No.	Compound	Result	RL	MDL	Units	Q
98-82-8	Isopropylbenzene	ND	1.0	0.65	ug/l	
79-20-9	Methyl Acetate	ND	5.0	0.80	ug/l	
108-87-2	Methylcyclohexane	ND	5.0	0.60	ug/l	
1634-04-4	Methyl Tert Butyl Ether	ND	1.0	0.51	ug/l	
108-10-1	4-Methyl-2-pentanone(MIBK)	ND	5.0	4.9	ug/l	
75-09-2	Methylene chloride	ND	2.0	1.0	ug/l	
100-42-5	Styrene	ND	1.0	0.49	ug/l	
79-34-5	1,1,2,2-Tetrachloroethane	ND	1.0	0.65	ug/l	
127-18-4	Tetrachloroethene	ND	1.0	0.56	ug/l	
108-88-3	Toluene	ND	1.0	0.49	ug/l	
87-61-6	1,2,3-Trichlorobenzene	ND	1.0	0.50	ug/l	
120-82-1	1,2,4-Trichlorobenzene	ND	1.0	0.50	ug/l	
71-55-6	1,1,1-Trichloroethane	ND	1.0	0.54	ug/l	
79-00-5	1,1,2-Trichloroethane	ND	1.0	0.53	ug/l	
79-01-6	Trichloroethene	ND	1.0	0.53	ug/l	
75-69-4	Trichlorofluoromethane	ND	2.0	0.40	ug/l	
75-01-4	Vinyl chloride	ND	1.0	0.52	ug/l	
	m,p-Xylene	ND	1.0	0.78	ug/l	
95-47-6	o-Xylene	ND	1.0	0.59	ug/l	
1330-20-7	Xylene (total)	ND	1.0	0.59	ug/l	

CAS No.	Surrogate Recoveries	Run# 1	Run# 2	Limits
1868-53-7	Dibromofluoromethane	120%		80-120%
17060-07-0	1,2-Dichloroethane-D4	102%		80-120%
2037-26-5	Toluene-D8	99%		80-120%
460-00-4	4-Bromofluorobenzene	96%		82-114%

(a) Associated CCV outside of control limits high, sample was ND.

(b) Associated CCV outside of control limits low. A sensitivity check was analyzed to demonstrate system suitability to detect affected analyte. Sample was ND.

ND = Not detected MDL = Method Detection Limit
 RL = Reporting Limit
 E = Indicates value exceeds calibration range

J = Indicates an estimated value
 B = Indicates analyte found in associated method blank
 N = Indicates presumptive evidence of a compound

SGS North America Inc.

Report of Analysis

Page 1 of 2

Client Sample ID: MW23B-350-090123	Date Sampled: 09/01/23
Lab Sample ID: JD72121-9	Date Received: 09/01/23
Matrix: AQ - Ground Water	Percent Solids: n/a
Method: SW846 8260D	
Project: Genesco, 150 Fulton Avenue, Garden City, NY	

Run #1	File ID	DF	Analyzed	By	Prep Date	Prep Batch	Analytical Batch
Run #2	1K10511.D	1	09/05/23 17:10	JN	n/a	n/a	V1K302

Run #1	Purge Volume
Run #2	5.0 ml

VOA TCL List

CAS No.	Compound	Result	RL	MDL	Units	Q
67-64-1	Acetone	ND	10	3.1	ug/l	
71-43-2	Benzene	ND	0.50	0.43	ug/l	
74-97-5	Bromochloromethane	ND	1.0	0.48	ug/l	
75-27-4	Bromodichloromethane	ND	1.0	0.45	ug/l	
75-25-2	Bromoform	ND	1.0	0.63	ug/l	
74-83-9	Bromomethane ^a	ND	2.0	1.6	ug/l	
78-93-3	2-Butanone (MEK)	ND	10	2.7	ug/l	
75-15-0	Carbon disulfide	ND	2.0	1.8	ug/l	
56-23-5	Carbon tetrachloride	ND	1.0	0.55	ug/l	
108-90-7	Chlorobenzene	ND	1.0	0.56	ug/l	
75-00-3	Chloroethane	ND	1.0	0.73	ug/l	
67-66-3	Chloroform	ND	1.0	0.50	ug/l	
74-87-3	Chloromethane ^b	ND	1.0	0.76	ug/l	
110-82-7	Cyclohexane	ND	5.0	0.78	ug/l	
96-12-8	1,2-Dibromo-3-chloropropane	ND	2.0	0.53	ug/l	
124-48-1	Dibromochloromethane	ND	1.0	0.56	ug/l	
106-93-4	1,2-Dibromoethane	ND	1.0	0.48	ug/l	
95-50-1	1,2-Dichlorobenzene	ND	1.0	0.53	ug/l	
541-73-1	1,3-Dichlorobenzene	ND	1.0	0.54	ug/l	
106-46-7	1,4-Dichlorobenzene	ND	1.0	0.51	ug/l	
75-71-8	Dichlorodifluoromethane	ND	2.0	0.56	ug/l	
75-34-3	1,1-Dichloroethane	ND	1.0	0.57	ug/l	
107-06-2	1,2-Dichloroethane	ND	1.0	0.60	ug/l	
75-35-4	1,1-Dichloroethene	ND	1.0	0.59	ug/l	
156-59-2	cis-1,2-Dichloroethene	ND	1.0	0.51	ug/l	
156-60-5	trans-1,2-Dichloroethene	ND	1.0	0.54	ug/l	
78-87-5	1,2-Dichloropropane	ND	1.0	0.51	ug/l	
10061-01-5	cis-1,3-Dichloropropene	ND	1.0	0.47	ug/l	
10061-02-6	trans-1,3-Dichloropropene	ND	1.0	0.43	ug/l	
100-41-4	Ethylbenzene	ND	1.0	0.60	ug/l	
76-13-1	Freon 113 ^a	ND	5.0	0.58	ug/l	
591-78-6	2-Hexanone	ND	5.0	4.8	ug/l	

ND = Not detected MDL = Method Detection Limit

RL = Reporting Limit

E = Indicates value exceeds calibration range

J = Indicates an estimated value

B = Indicates analyte found in associated method blank

N = Indicates presumptive evidence of a compound

Report of Analysis

Client Sample ID: MW23B-350-090123		Date Sampled: 09/01/23
Lab Sample ID: JD72121-9		Date Received: 09/01/23
Matrix: AQ - Ground Water		Percent Solids: n/a
Method: SW846 8260D		
Project: Genesco, 150 Fulton Avenue, Garden City, NY		

VOA TCL List

CAS No.	Compound	Result	RL	MDL	Units	Q
98-82-8	Isopropylbenzene	ND	1.0	0.65	ug/l	
79-20-9	Methyl Acetate	ND	5.0	0.80	ug/l	
108-87-2	Methylcyclohexane	ND	5.0	0.60	ug/l	
1634-04-4	Methyl Tert Butyl Ether	ND	1.0	0.51	ug/l	
108-10-1	4-Methyl-2-pentanone(MIBK)	ND	5.0	4.9	ug/l	
75-09-2	Methylene chloride	ND	2.0	1.0	ug/l	
100-42-5	Styrene	ND	1.0	0.49	ug/l	
79-34-5	1,1,2,2-Tetrachloroethane	ND	1.0	0.65	ug/l	
127-18-4	Tetrachloroethene	ND	1.0	0.56	ug/l	
108-88-3	Toluene	ND	1.0	0.49	ug/l	
87-61-6	1,2,3-Trichlorobenzene	ND	1.0	0.50	ug/l	
120-82-1	1,2,4-Trichlorobenzene	ND	1.0	0.50	ug/l	
71-55-6	1,1,1-Trichloroethane	ND	1.0	0.54	ug/l	
79-00-5	1,1,2-Trichloroethane	ND	1.0	0.53	ug/l	
79-01-6	Trichloroethene	ND	1.0	0.53	ug/l	
75-69-4	Trichlorofluoromethane	ND	2.0	0.40	ug/l	
75-01-4	Vinyl chloride	ND	1.0	0.52	ug/l	
	m,p-Xylene	ND	1.0	0.78	ug/l	
95-47-6	o-Xylene	ND	1.0	0.59	ug/l	
1330-20-7	Xylene (total)	ND	1.0	0.59	ug/l	

CAS No.	Surrogate Recoveries	Run# 1	Run# 2	Limits
1868-53-7	Dibromofluoromethane	116%		80-120%
17060-07-0	1,2-Dichloroethane-D4	99%		80-120%
2037-26-5	Toluene-D8	99%		80-120%
460-00-4	4-Bromofluorobenzene	96%		82-114%

- (a) Associated CCV outside of control limits high, sample was ND.
- (b) Associated CCV outside of control limits low. A sensitivity check was analyzed to demonstrate system suitability to detect affected analyte. Sample was ND.

ND = Not detected MDL = Method Detection Limit J = Indicates an estimated value
 RL = Reporting Limit B = Indicates analyte found in associated method blank
 E = Indicates value exceeds calibration range N = Indicates presumptive evidence of a compound

4.9
4

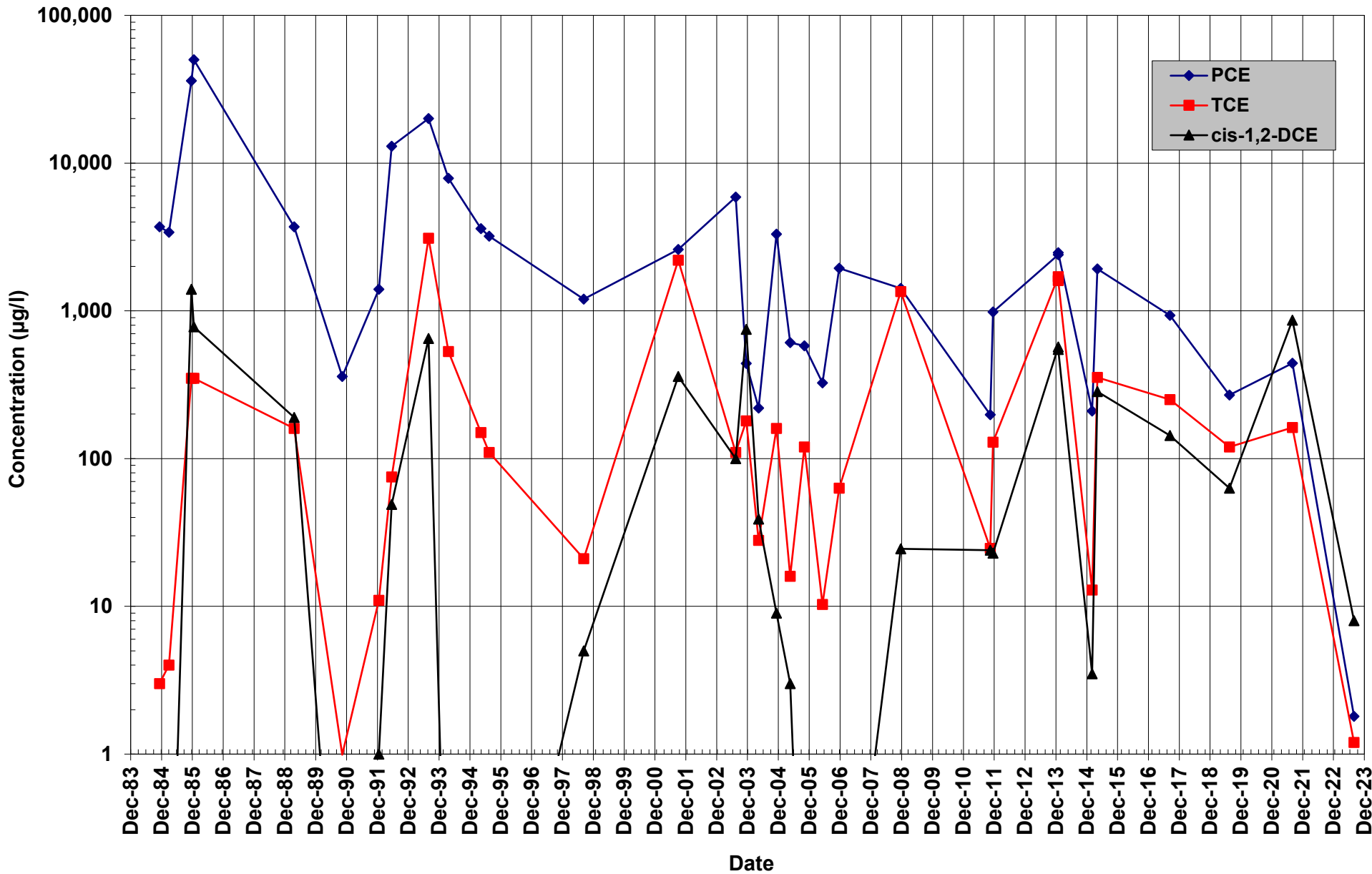


***Attachment 2 - Historic Well Data Plots For
Group 1 (18 wells): GCP-01/01D, 08, 15S,
18S/18D, MWs- 15 A-B, 20 A-C, 22 A-C, & 23 A-D***

Well GCP01
Summary of Historic Groundwater Sampling Results
PCE, TCE and cis-1,2-DCE Concentrations Vs. Time
Screen Zone Interval: 49 to 59 Feet Below Ground Surface



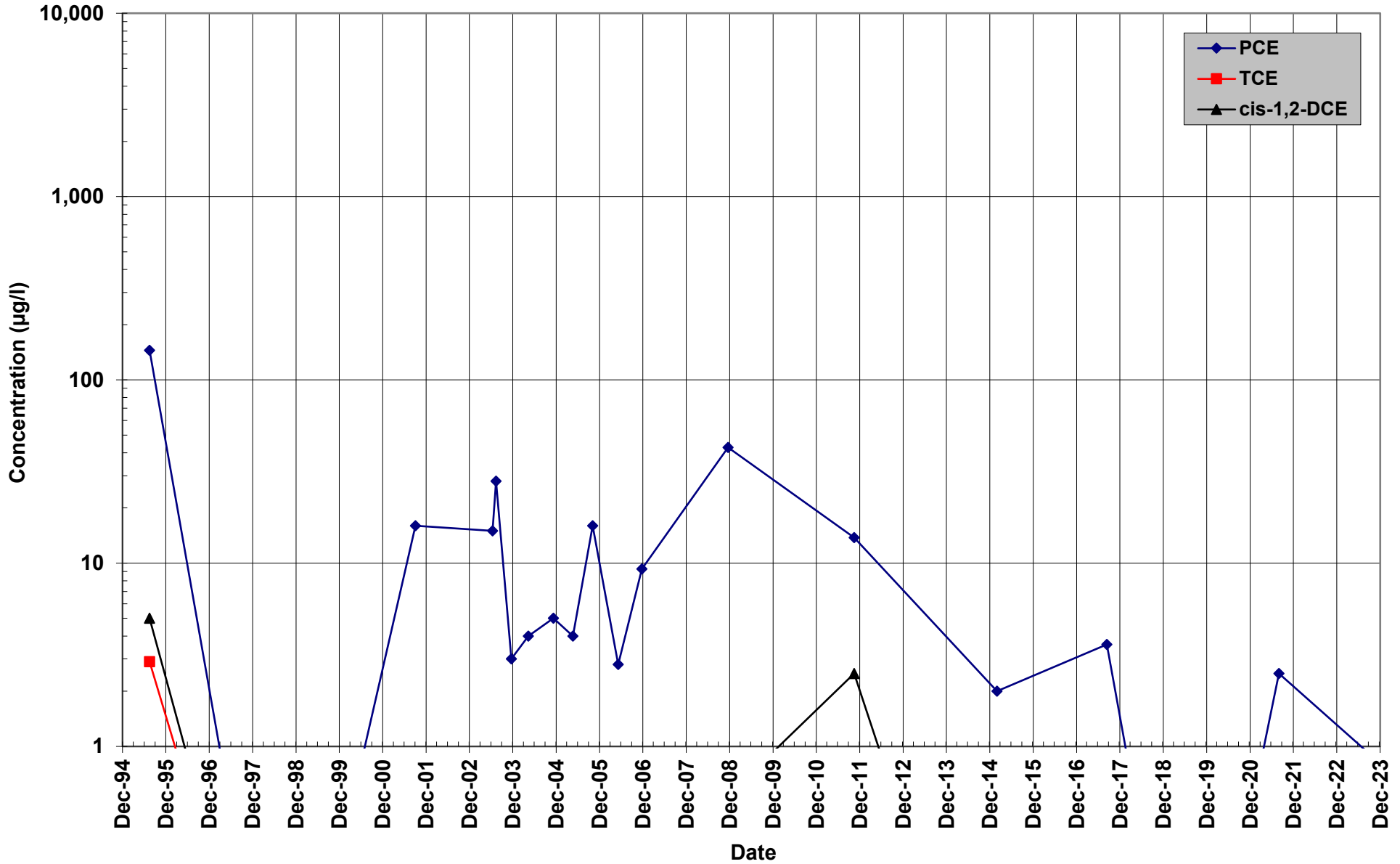
ERM



Well GCP01D
Summary of Historic Groundwater Sampling Results
PCE, TCE and cis-1,2-DCE Concentrations Vs. Time
Screen Zone Interval: 105 to 115 Feet Below Ground Surface



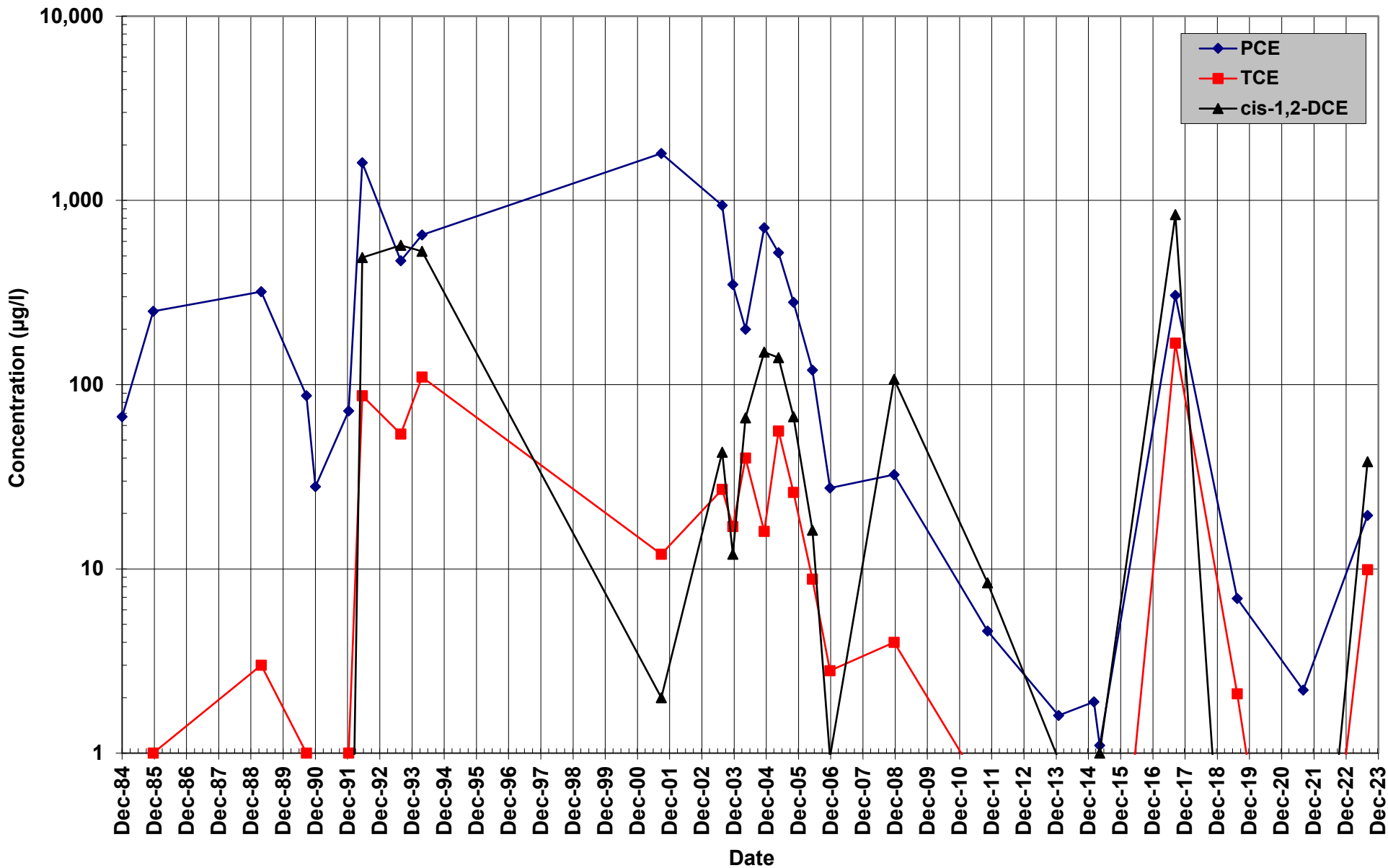
ERM



Well GCP08
Summary of Historic Groundwater Sampling Results
PCE, TCE and cis-1,2-DCE Concentrations Vs. Time
Screen Zone Interval: 50 to 60 Feet Below Ground Surface



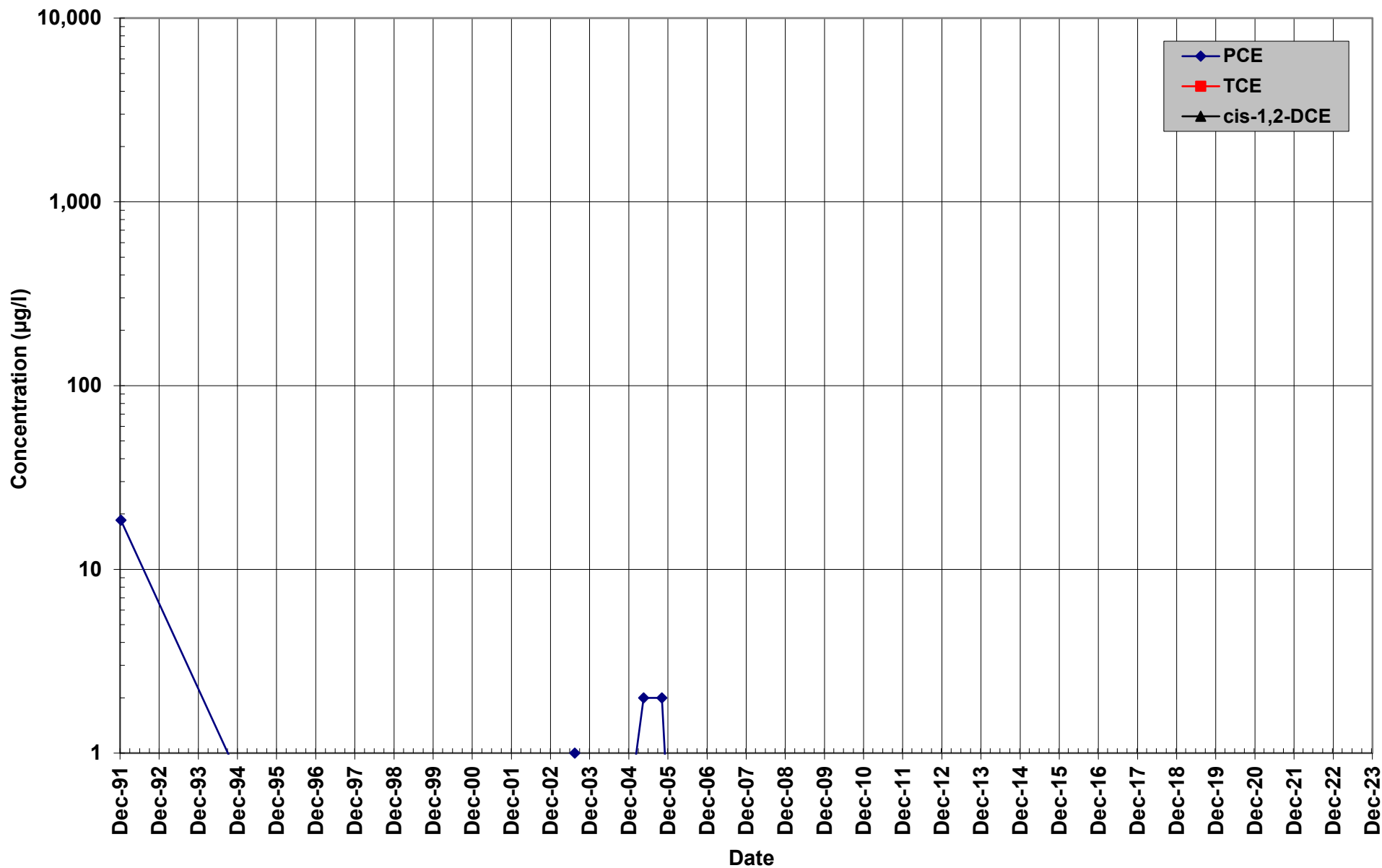
ERM



Well GCP15S
Summary of Historic Groundwater Sampling Results
PCE, TCE and cis-1,2-DCE Concentrations Vs. Time
Screen Zone Interval: 36 to 56 Feet Below Ground Surface



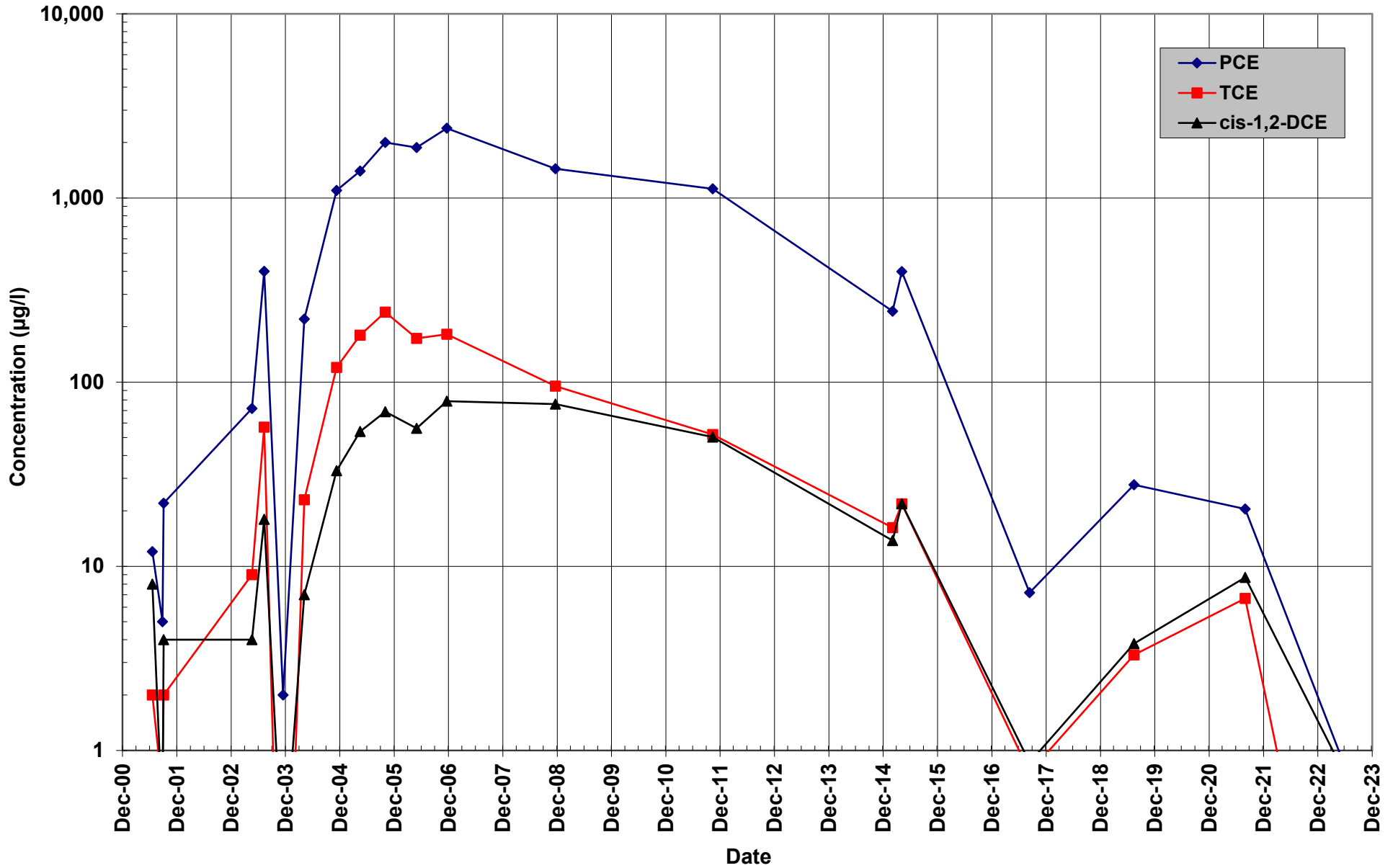
ERM



Well MW15A
Summary of Historic Groundwater Sampling Results
PCE, TCE and cis-1,2-DCE Concentrations Vs. Time
Screen Zone Interval: 140 to 150 Feet Below Ground Surface



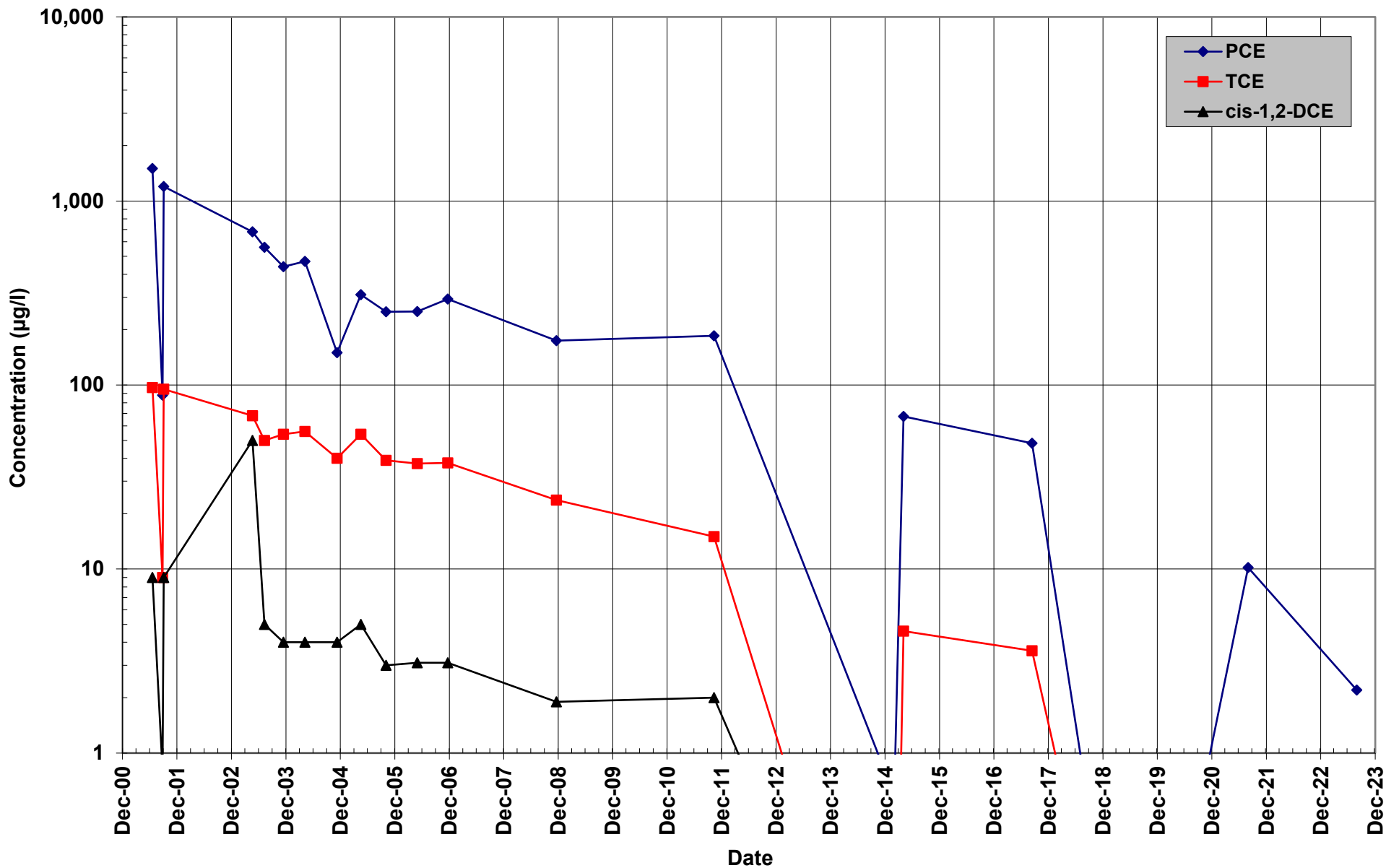
ERM



Well MW15B
Summary of Historic Groundwater Sampling Results
PCE, TCE and cis-1,2-DCE Concentrations Vs. Time
Screen Zone Interval: 350 to 360 Feet Below Ground Surface



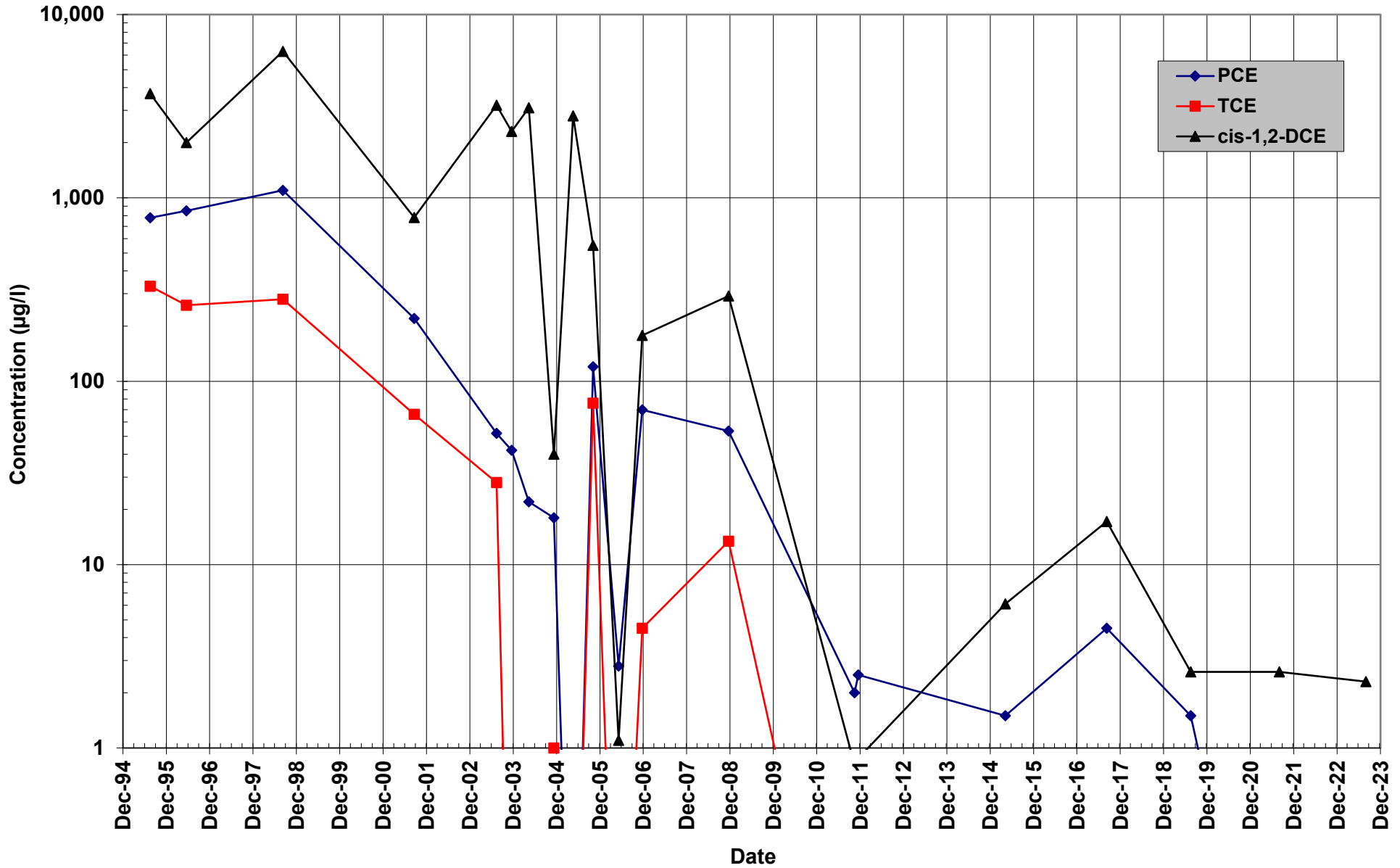
ERM



Well GCP18S
Summary of Historic Groundwater Sampling Results
PCE, TCE and cis-1,2-DCE Concentrations Vs. Time
Screen Zone Interval: 39 to 54 Feet Below Ground Surface



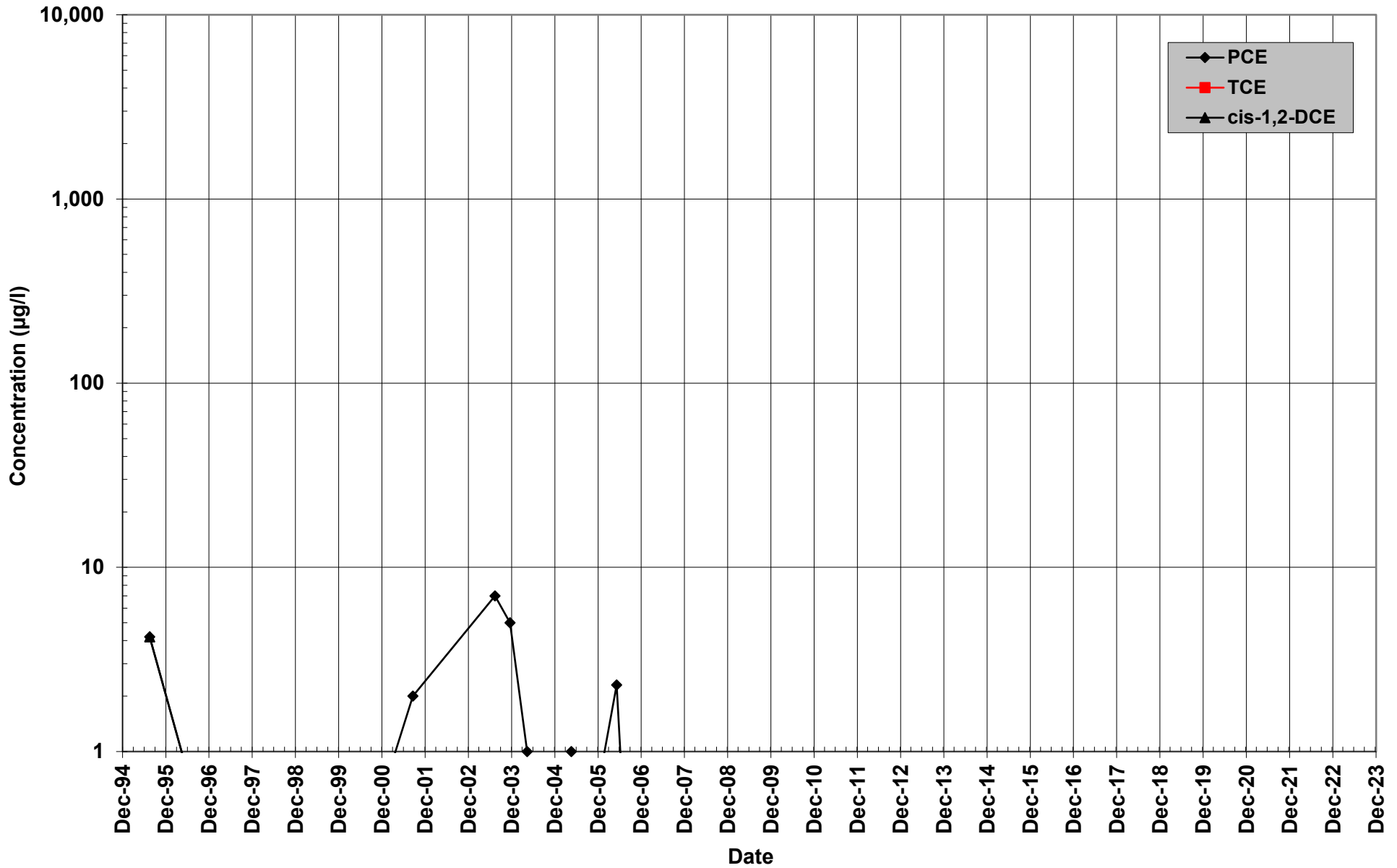
ERM



Well GCP18D
Summary of Historic Groundwater Sampling Results
PCE, TCE and cis-1,2-DCE Concentrations Vs. Time
Screen Zone Interval: 113 to 123 Feet Below Ground Surface



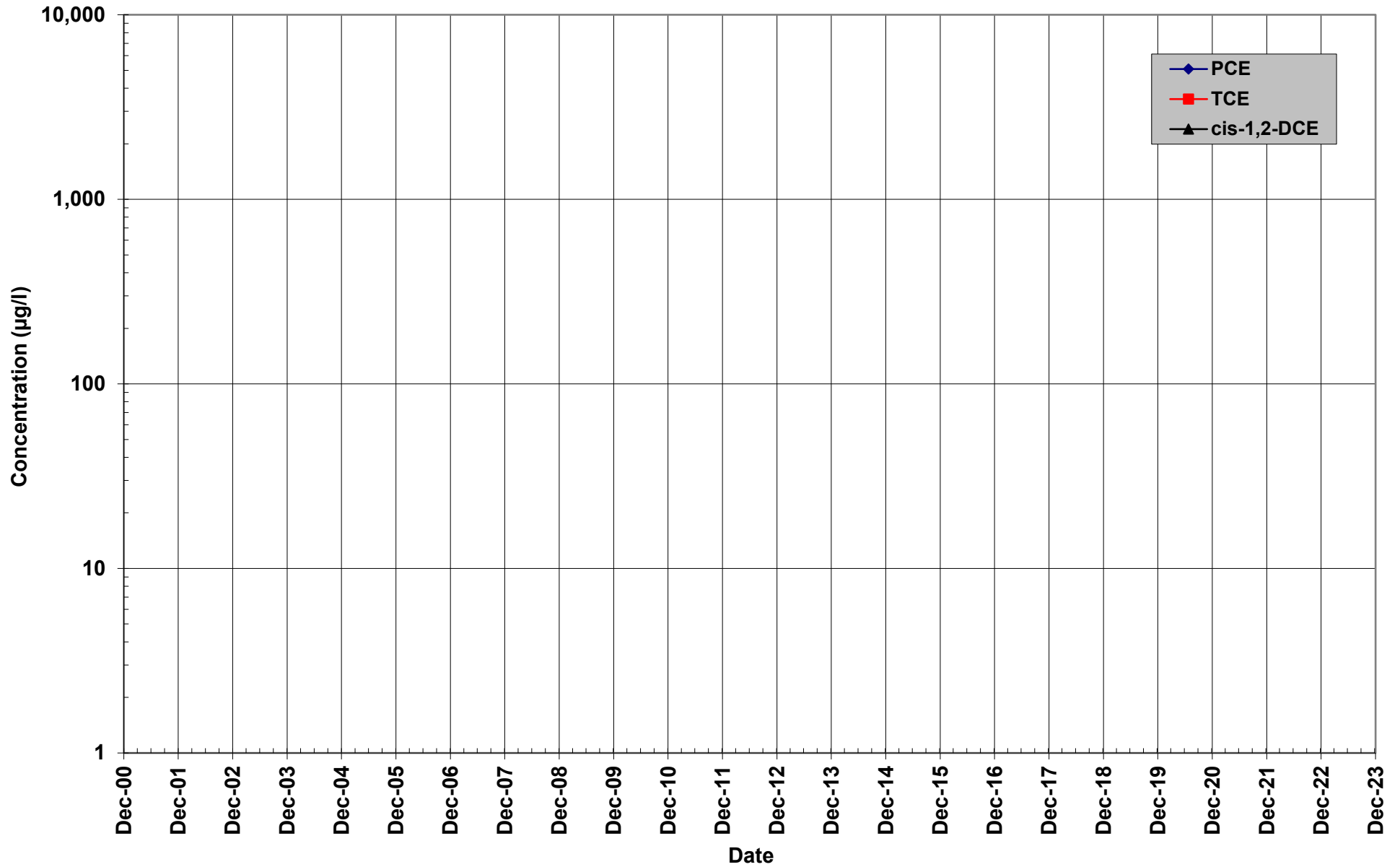
ERM



Well MW20A
Summary of Historic Groundwater Sampling Results
PCE, TCE and cis-1,2-DCE Concentrations Vs. Time
Screen Zone Interval: 140 to 150 Feet Below Ground Surface



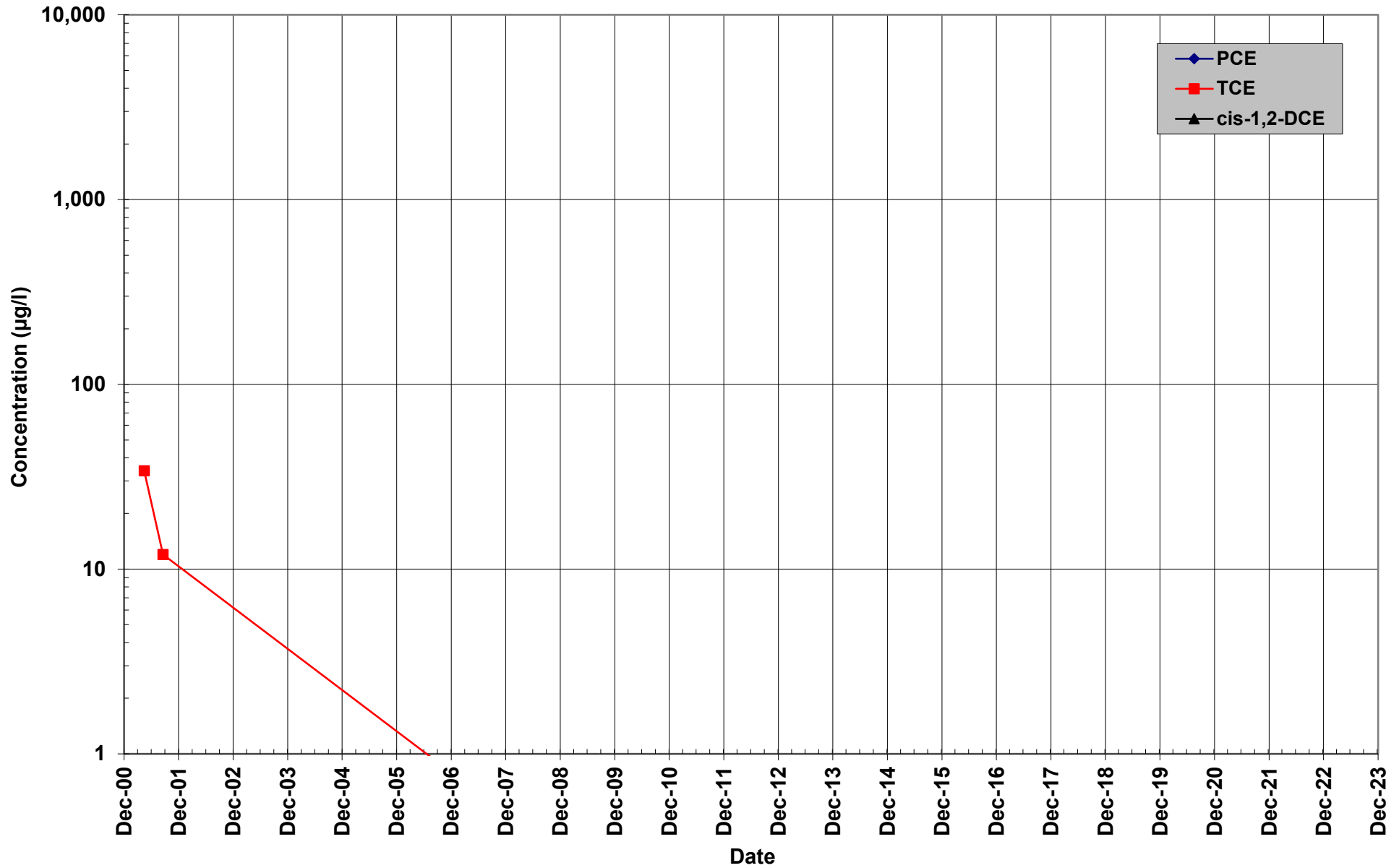
ERM



Well MW20B
Summary of Historic Groundwater Sampling Results
PCE, TCE and cis-1,2-DCE Concentrations Vs. Time
Screen Zone Interval: 244 to 254 Feet Below Ground Surface



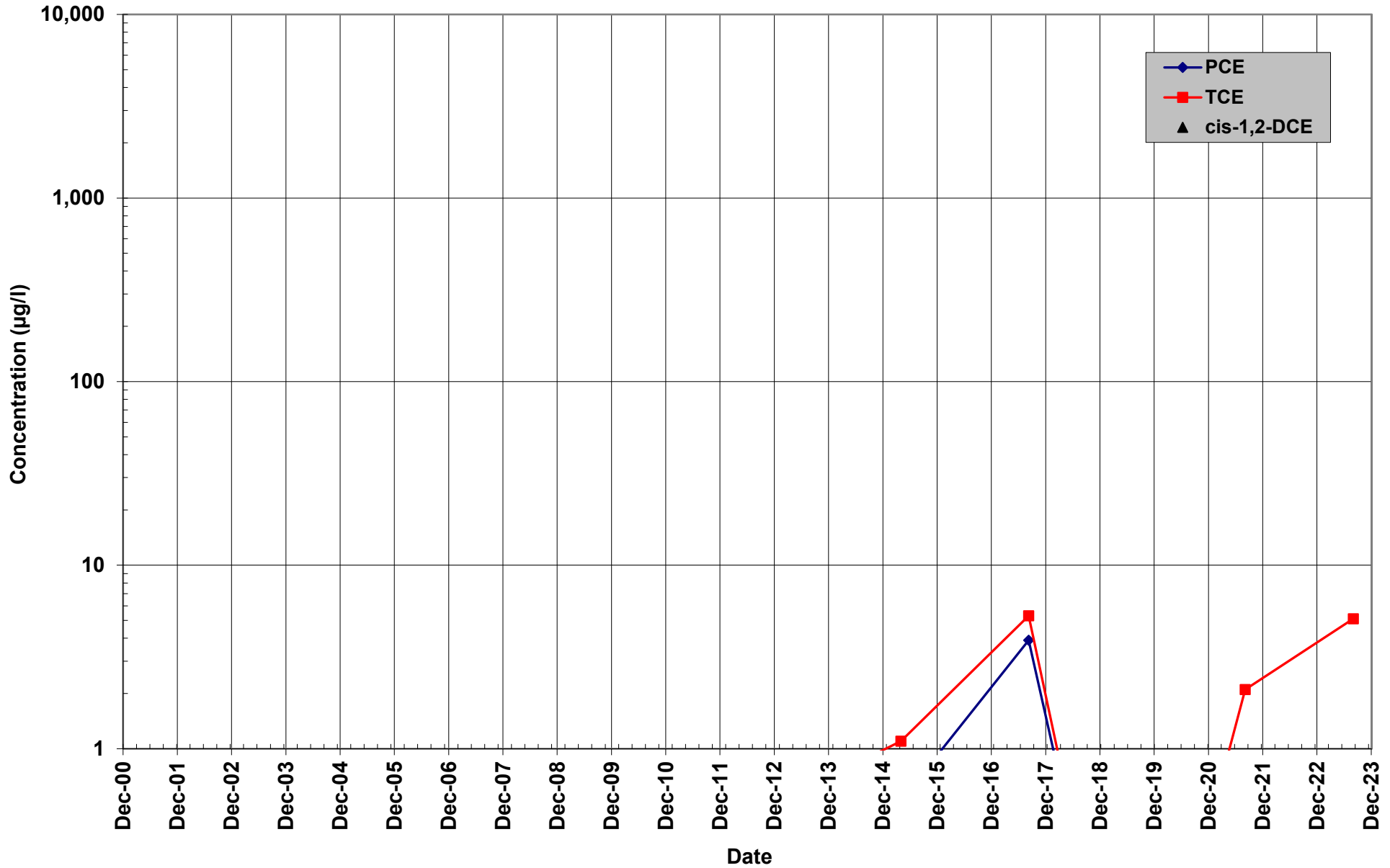
ERM



Well MW20C
Summary of Historic Groundwater Sampling Results
PCE, TCE and cis-1,2-DCE Concentrations Vs. Time
Screen Zone Interval: 400 to 410 Feet Below Ground Surface



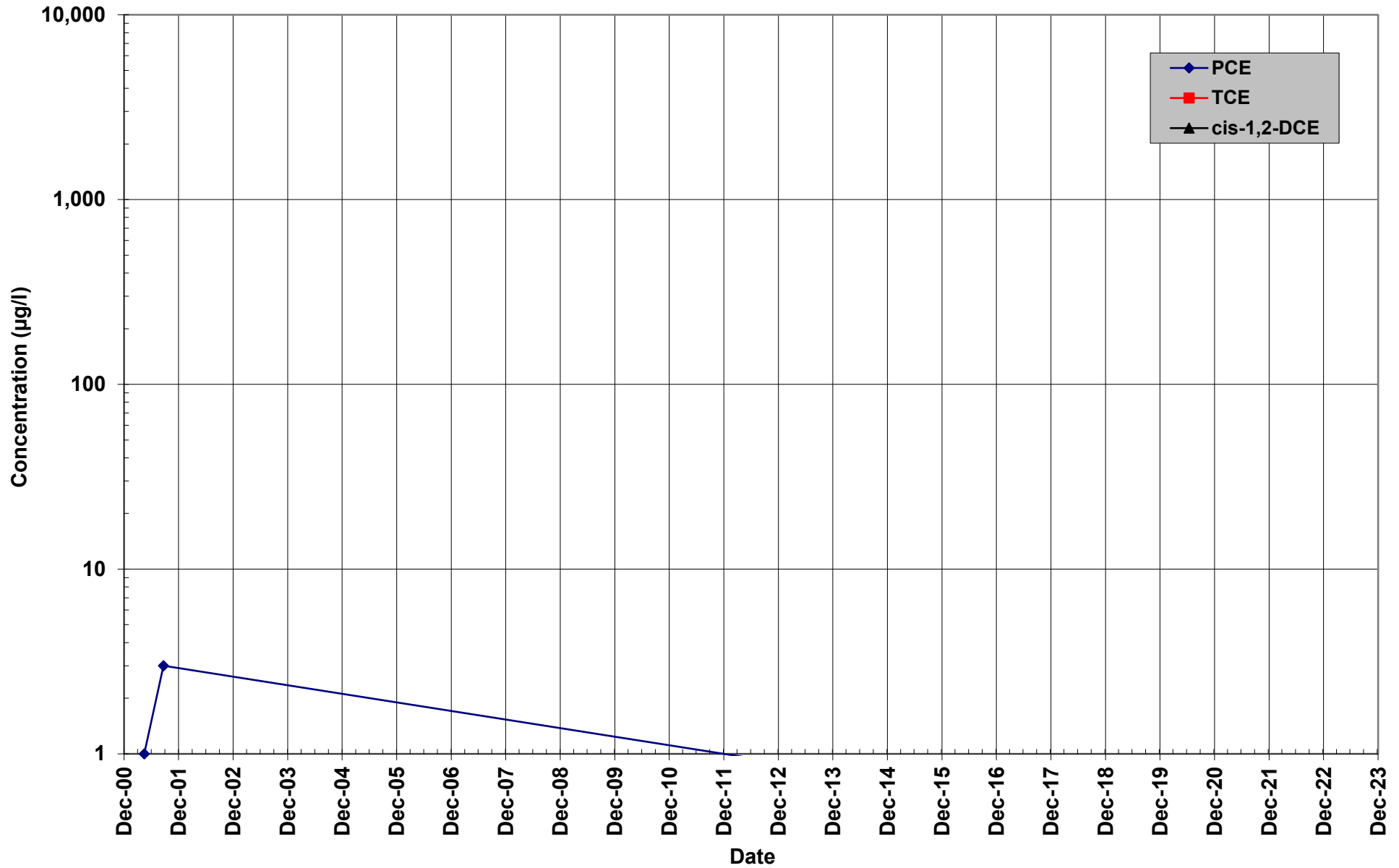
ERM



Well MW22A
Summary of Historic Groundwater Sampling Results
PCE, TCE and cis-1,2-DCE Concentrations Vs. Time
Screen Zone Interval: 120 to 130 Feet Below Ground Surface



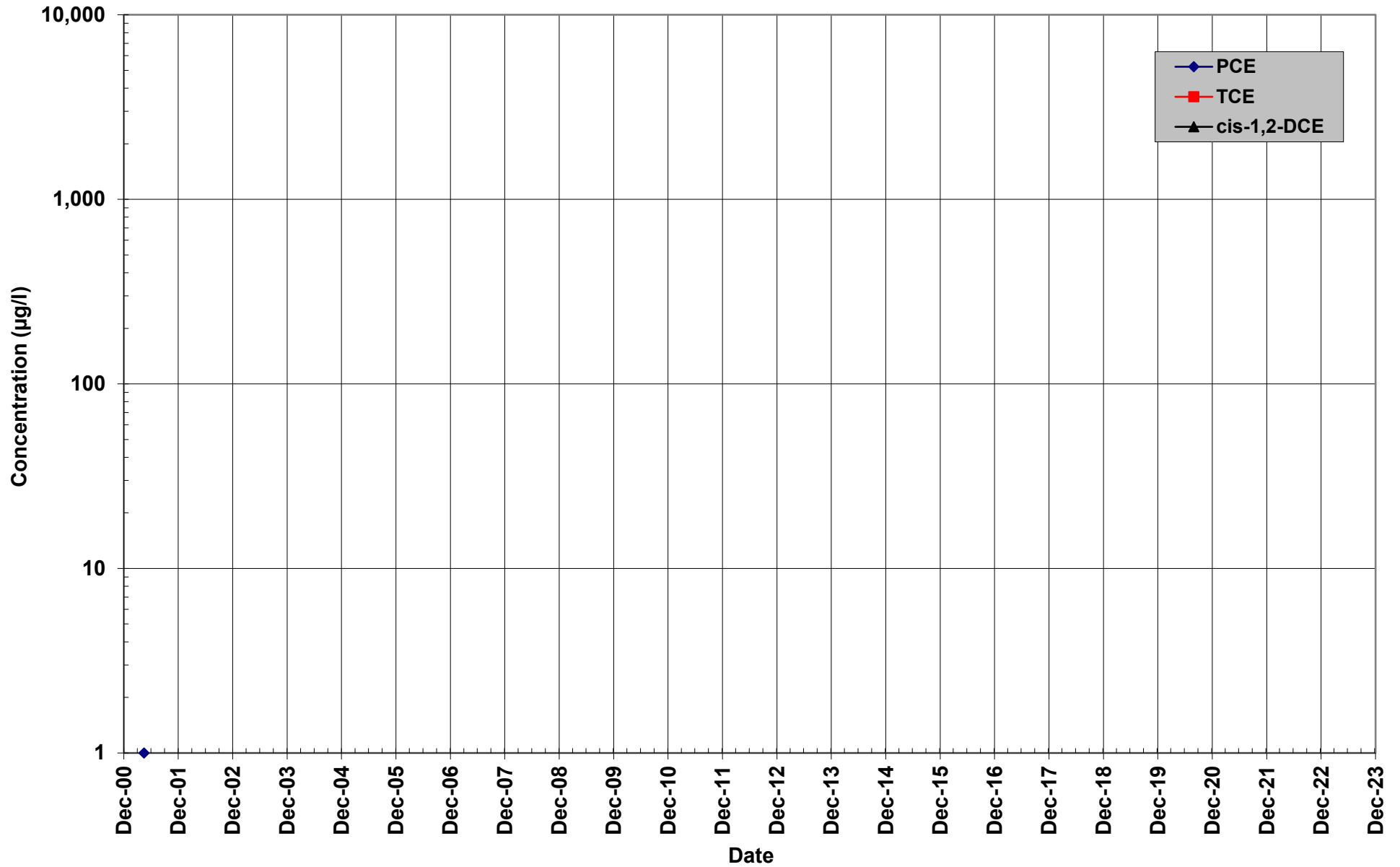
ERM



Well MW22B
Summary of Historic Groundwater Sampling Results
PCE, TCE and cis-1,2-DCE Concentrations Vs. Time
Screen Zone Interval: 270 to 280 Feet Below Ground Surface



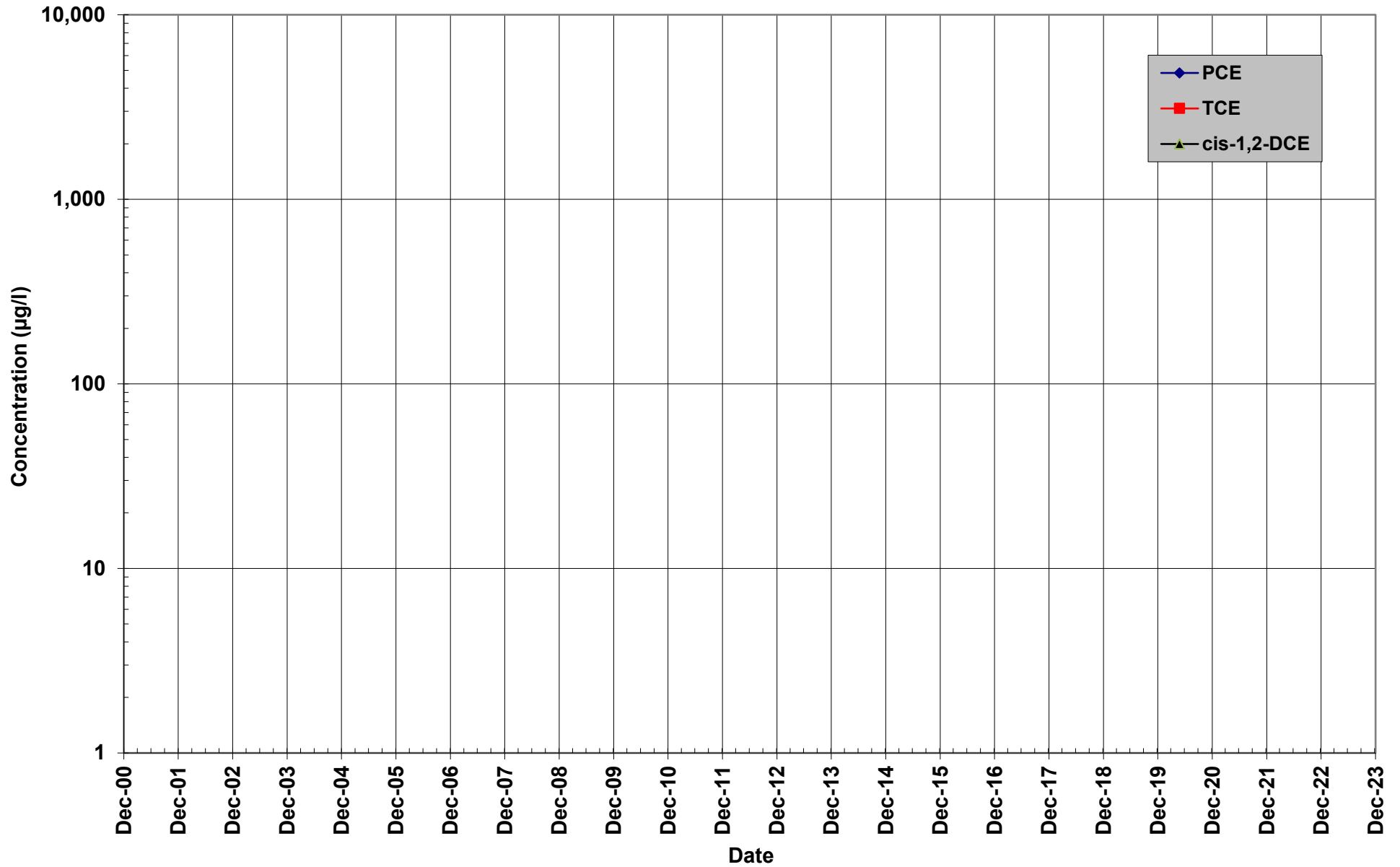
ERM



Well MW22C
Summary of Historic Groundwater Sampling Results
PCE, TCE and cis-1,2-DCE Concentrations Vs. Time
Screen Zone Interval: 310 to 320 Feet Below Ground Surface



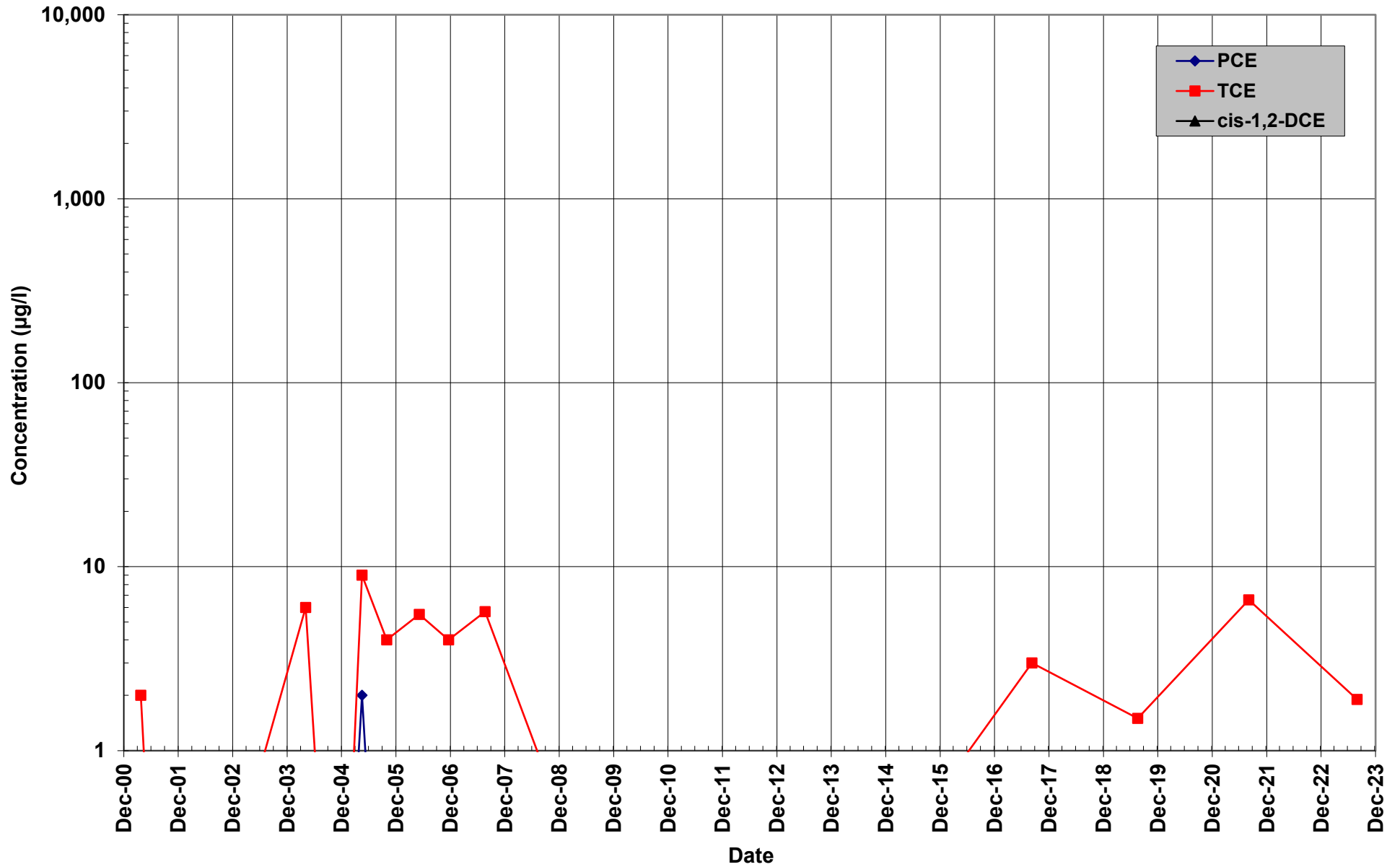
ERM



Well MW23A
Summary of Historic Groundwater Sampling Results
PCE, TCE and cis-1,2-DCE Concentrations Vs. Time
Screen Zone Interval: 260 to 270 Feet Below Ground Surface



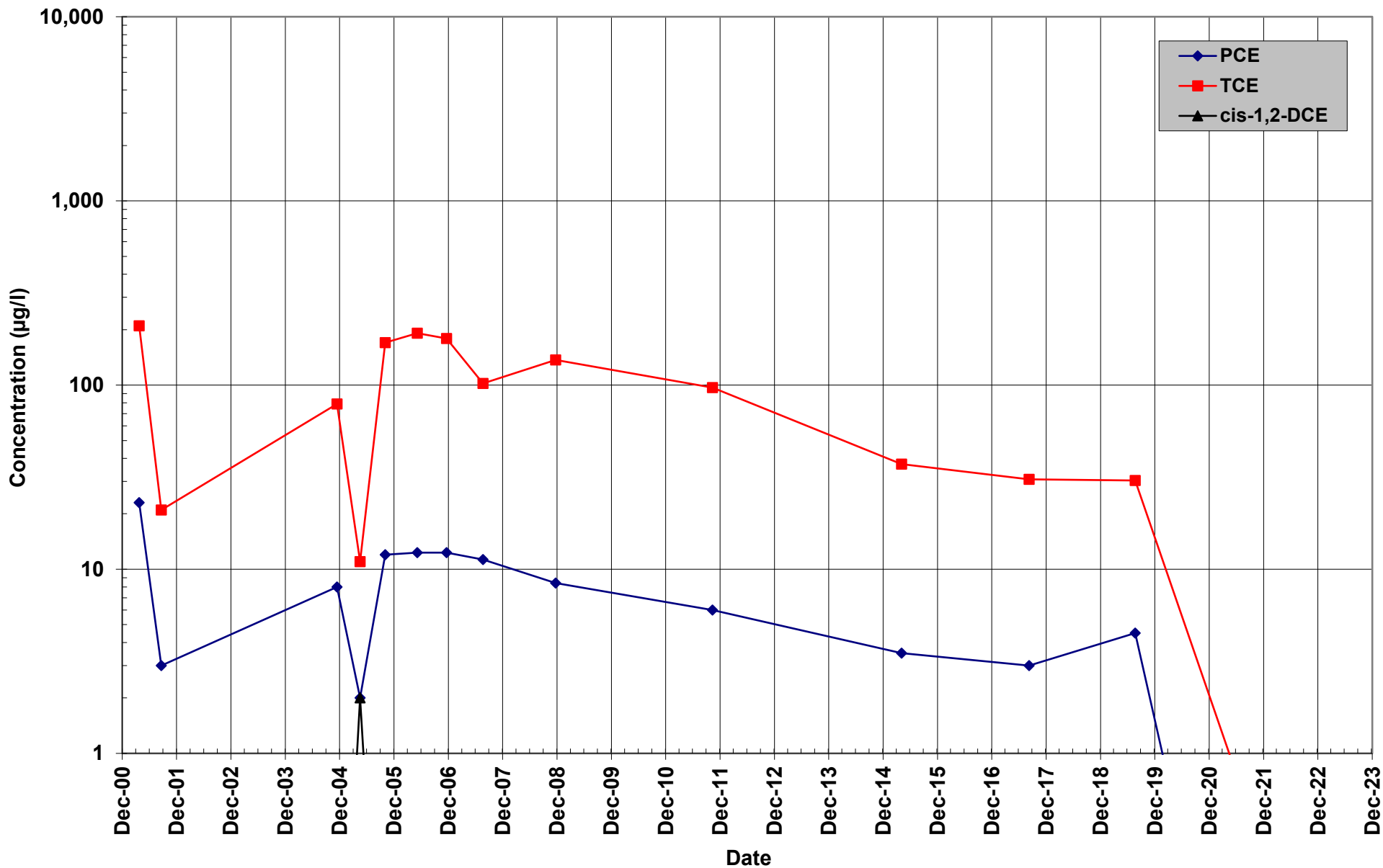
ERM



Well MW23B
Summary of Historic Groundwater Sampling Results
PCE, TCE and cis-1,2-DCE Concentrations Vs. Time
Screen Zone Interval: 345 to 355 Feet Below Ground Surface



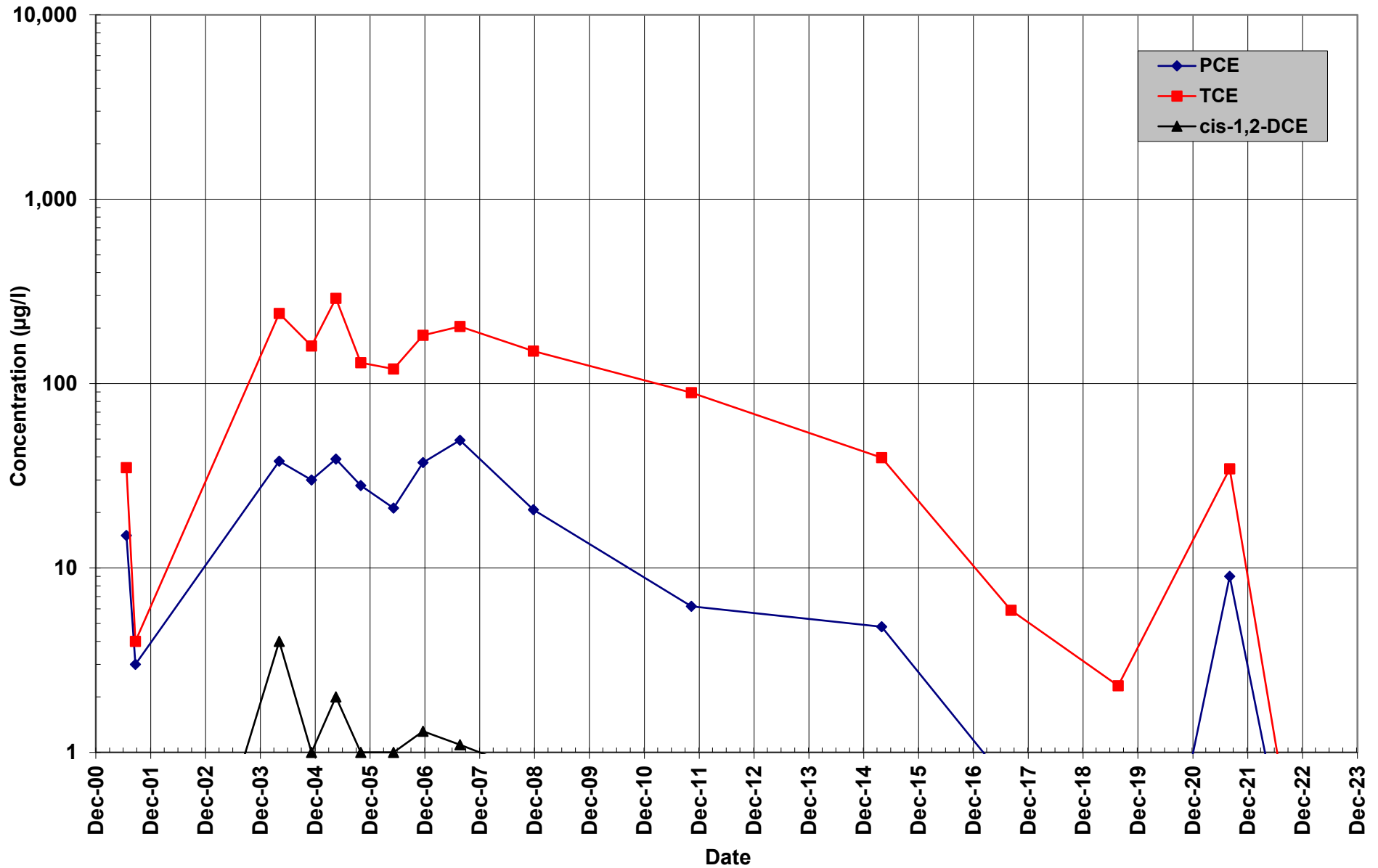
ERM



Well MW23C
Summary of Historic Groundwater Sampling Results
PCE, TCE and cis-1,2-DCE Concentrations Vs. Time
Screen Zone Interval: 398 to 408 Feet Below Ground Surface



ERM



Well MW23D
Summary of Historic Groundwater Sampling Results
PCE, TCE and cis-1,2-DCE Concentrations Vs. Time
Screen Zone Interval: 442 to 452 Feet Below Ground Surface



ERM

