

29 April 2020
ERM Reference No. 0097881

105 Maxess Road
Suite 316
Melville, NY 11747
(631) 756-8900
<http://www.erm.com>

Mr. Kevin Willis
Remedial Project Manager – Fulton Avenue Superfund Site
New York Remediation Branch
United States Environmental Protection Agency, Region II
290 Broadway, 20th Floor
New York, NY 10007-1866



Re: First Quarter 2020 Progress Report
150 Fulton Avenue NPL Site - Operable Unit I
USEPA Consent Judgment No. CV-09-3917
DOJ Ref. No. 90-11-2-09329
Garden City Park Industrial Site NYSDEC#130073

Dear Mr. Willis:

On behalf of Genesco Inc. (Settling Defendant), this letter transmits the First Quarter 2020 (January – March) Progress Report for the Fulton Avenue Superfund Site (Site).

OPERABLE UNIT 1 REMEDIAL DESIGN & INTERIM REMEDIAL ACTION

During the reporting period, remedial action (RA) activities continued as specified in the U.S. Environmental Protection Agency's (EPA) 30 September 2015 Amended Operable Unit One (OU1) Record of Decision (ROD) for the Site. The OU1 Remedial Design (RD) and RA activities (the Work) are being implemented in accordance with the 2016 OU1 Consent Judgment (2016 CJ) and 2016 OU1 Statement of Work (2016 SOW) approved by the Court on 15 August 2016, and the EPA-approved 2017 OU1 RD Work Plan.

During 2016-2018, remedial design (RD) activities were completed and concluded with EPA's approval of the OU1 RD Report on 25 March 2019. Remaining OU1 RA activities for which the Settling Defendant is responsible are:

- Long-term groundwater monitoring and reporting (Table 1 & Figure 1);
- Maintenance of the associated groundwater monitoring wells and the sub-slab depressurization/venting system (SSDS) at the 150 Fulton Avenue property; and
- Submittal of an OU1 RA Report (triggered by EPA's approval of the OU1 RD Report).

The Incorporated Village of Garden City (VGC) operates public supply wells 13 & 14 and the associated air stripper treatment systems, which are not under the Settling Defendant's control.

Long-Term Groundwater Monitoring

The long-term groundwater monitoring program commenced in September 2017 following EPA approval of the OU1 RD Work Plan, and is currently being implemented on a semi-annual frequency in accordance with the:

- 2016 CJ;
- Schedule provided in Attachment 1 of the 2016 SOW: Monitoring Well Sampling Program (see attached Table 1);
- EPA-approved 2017 Quality Assurance Project Plan (QAPP) for the Site; and
- OU1 RA Schedule (Figure 3 of the OU1 SMP).

Long-term groundwater monitoring well network locations are shown on the map presented as Figure 1.

The eighth sampling event was completed during the week of 24 February 2020) that included collection of twenty eight (28) groundwater samples (plus quality assurance/quality control (QA/QC) samples) using low-flow sampling methodologies from the following monitoring wells:

- Group 2 (4 wells): Wells MWs 21A-D; and
- Group 3 (3 multi-level well systems/24 well zones): Wells MWs 26A-H, 27A-H, 28A-H.

The conventional monitoring wells were purged and sampled using bladder pumps. Multi-level groundwater monitoring wells were purged and sampled in accordance with the manufacturer’s instructions using nitrogen as a drive gas. Field monitoring parameters (pH, specific conductance, turbidity, dissolved oxygen, temperature and oxidation-reduction potential) were monitored from the pump discharge into a flow-through cell to confirm stabilization of parameters prior to conclusion of the purging and collection of groundwater sample. Table 2 presents a summary of the field monitoring parameters since September 2017.

The groundwater and QA/QC samples were analyzed for volatile organic compounds (VOCs) using USEPA Method 8260C by SGS Accutest Laboratories of Dayton, New Jersey (SGS Accutest). SGS Accutest is a New York State Department of Health (NYSDOH) Environmental Laboratory Accreditation Program (ELAP)-certified laboratory (Certification ID 10983) and certified to perform the analytical methods used for this sampling event.

The February 2020 groundwater sample laboratory data deliverables were received, and validated by a third-party data validation contractor (Environmental Data Services, Inc.). The Data Usability Summary Report (DUSR) with Form 1 reporting sheets is presented in Attachment 1. All data were deemed usable with minor qualification. The corresponding full laboratory data deliverable package is being provided to EPA in Adobe PDF format as a WinZip compressed format bundle file. An electronic data deliverable (EDD) will be checked using the latest version of the EQUIS Data Processor (EDP) and then submitted via email to Region2_EQUISedd@epa.gov.

The validated data are summarized in Table 3, where concentrations of detected compounds are **bolded** and are compared to the associated compound-specific New York State Groundwater Quality Standards or Guidance Values (GWQS or GV) for Class GA (potable groundwater) as listed in Table 3. Concentrations exceeding their respective GWQSSs or GVs are **shaded**.

Table 4 presents an updated historic groundwater sampling result data summary of tetrachloroethene (PCE), trichloroethene (TCE) and 1,2-dichloroethene (1,2-DCE) concentrations in each well.

Detected concentrations of PCE, TCE and 1,2-DCE in the February 2020 groundwater samples are summarized below. Note that incremental letters A, B, C, indicate increasing depth and “- “ indicates: Not Detected.

Well	Screen Depth Interval (Feet)	PCE (µg/L)	TCE (µg/L)	1,2-DCE (µg/L)
MW-21A	120 – 130	-	-	-
MW-21B	330 - 340	249	109	6.9
MW-21C	390 - 400	20.4	6.5	31.8
MW-21D	447 - 457	13.5/15.0	1.4/1.6	-/-
MW-26A	224 - 234	-	-	-
MW-26B	266 - 276	1.1	-	-
MW-26C	320 - 330	-	-	-

Well	Screen Depth Interval (Feet)	PCE (µg/L)	TCE (µg/L)	1,2-DCE (µg/L)
MW-26D	345 - 355	20.1	4.5	5.7
MW-26E	372 - 382	-	9.4	3.6
MW-26F	405 - 415	10.2/10	17.7/16.8	3.5/3.6
MW-26G	438 - 448	1.3	10.2	-
MW-26H	474 - 484	5.0	26.5	-
MW-27A	192 - 202	-	-	-
MW-27B	236 - 246	-	-	-
MW-27C	284 - 294	-	-	-
MW-27D	324 - 334	-	-	-
MW-27E	364 - 374	-	-	-
MW-27F	408 - 418	-	-	-
MW-27G	438 - 448	5.3	1.2	-
MW-27H	472 - 482	-	0.66J	6.4
MW-28A	92 - 102	-	-	-
MW-28B	214 - 224	-	-	-
MW-28C	312 - 322	-	-	-
MW-28D	340 - 350	-	-	-
MW-28E	362 - 372	-	-	-
MW-28F	398 - 408	-	-	-
MW-28G	434 - 444	-	-	-
MW-28H	485 - 495	-	-	-

- J = Estimated value. The compound was detected at a concentration below the reporting limit (RL), but greater than the laboratory method detection limit.
- Blind duplicate results are presented for MW-21D and MW-26F.
- Updated plots of PCE, TCE, 1,2-DCE versus time for each well are presented in Attachment 1.

Remedial Action Report

The draft OU1 RA Report was submitted to EPA on 26 November 2019 and is currently under review. Key summary content includes:

- Introduction, Site Background & Investigative/Remedial/Administrative History;
- OU1 Remedial Design & Interim Remedial Actions Completed;
- Continued OU1 RA & Other Activities;
- Chronology of Major OU1 RD/RA Events; and
- Summary of Project Costs, Contact information & Updated RA Schedule.

VGC Water Supply Well Monitoring

The VGC continued operations and maintenance (O&M), monitoring and protection (treatment) of VGC water supply wells 13 and 14. As of 29 April 2020, the VGC has been unable to provide a new set of sampling results and pumpage records for VGC water supply wells 9, 13 and 14 for the period of January through March 2020 as a result of current COVID-19 pandemic worker reductions.

The Fourth Quarter 2019 Progress Report (October – December) presented charts that were updated using sampling results and pumpage records for VGC water supply wells 9, 13 and 14 for the period of October through December 2019 showing PCE and TCE concentrations versus time, and historic monthly pumpage versus time to evaluate recent contaminant concentration trends depicted in the same, average concentrations of PCE

and TCE (and the corresponding PCE/TCE ratio) for each of the three wells by year (2001 – 2019), and plots of average annual PCE and TCE concentrations versus time for each of the three wells for comparative viewing.

UPCOMING SECOND QUARTER 2020 ACTIVITIES

Groundwater Monitoring

No groundwater monitoring will occur during Second Quarter 2020. Long-term groundwater monitoring will continue on a semi-annual schedule specified for Year 3 in accordance with groups/schedules established in the 2016 SOW (Table 1) and indicated in the OU1 RA Schedule (Figure 3 of the Site Management Plan).

The next semi-annual event is scheduled for the week of 17 August 2020 that will consist of sampling the Groups 2 (MWs 21A-D) and Group 3 wells (MWs 26A-H, 27A-H, 28A-H and 21A-D).

Investigative Derived Waste (IDW) Management & Disposal

The IDW generated from the February 2020 groundwater sampling event (monitoring well purge water) is temporarily stored in the secure staging area at the 150 Fulton Avenue property. ERM will coordinate with Innovative Waste Recycling Technologies for disposal of the purge water as a F002 hazardous waste at a properly permitted facility (Republic Environmental Systems in Hatsfield, PA) in accordance with all Federal, state and local regulations. The IDW will be transported to the disposal facility in May 2020.

VGC Water Supply Well Monitoring

A new set of sampling and pumpage records for VGC water supply wells 9, 13 and 14 through June 2020 will be obtained, and the updated charts and tables will be presented in the Second Quarter 2020 Progress Report in July 2020.

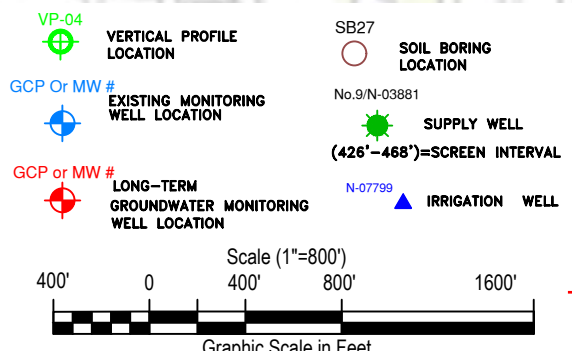
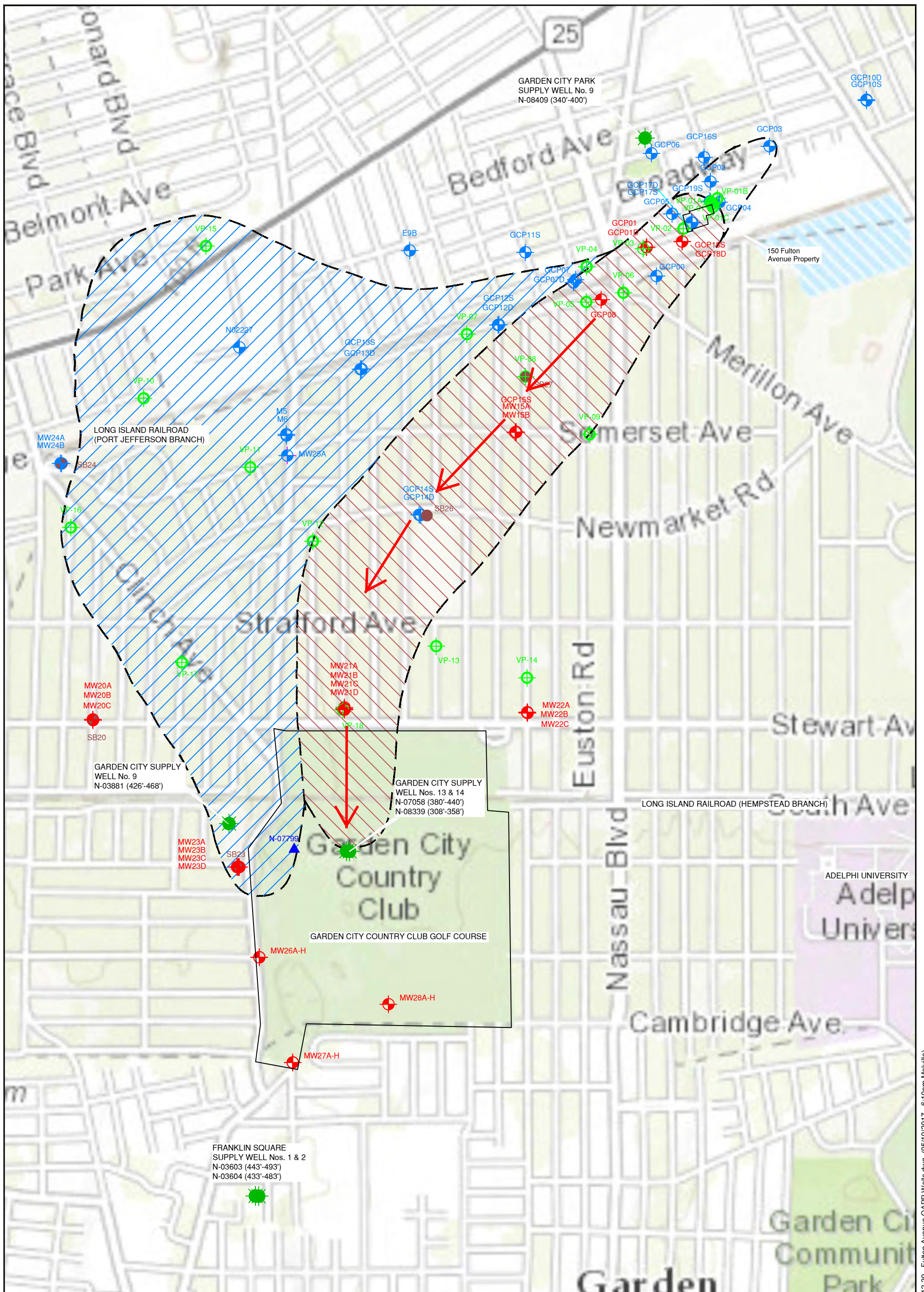
If you should have any questions or wish to discuss the content of this progress report, please do not hesitate to call me at (631) 756-8920.

Sincerely,



Chris W. Wenczel, P.G.
Consultant Director/Hydrogeologist
Attachments

cc: Andrea Leshak, Esq., USEPA
Doug Garbarini, USEPA
Robert Kambic, USDOJ
Steven M. Scharf, P.E., NYSDEC
John Swartwout, NYSDEC
Scott Becker, Genesco Inc.
Paul Williams, Genesco Inc.
Thor Urness, Esq., Bradley
Jeff Sheehan, Esq., Bradley
Melissa Ballengee Alexander, Esq., Bradley
James Periconi, Esq., Periconi, LLC
James Perazzo, ERM Consulting & Engineering, Inc.



VP-04 VERTICAL PROFILE LOCATION
 GCP or MW # EXISTING MONITORING WELL LOCATION
 GCP or MW # LONG-TERM GROUNDWATER MONITORING WELL LOCATION
 SB27 SOIL BORING LOCATION
 No. 9/N-03881 SUPPLY WELL (426'-468')=SCREEN INTERVAL
 N-07799 IRRIGATION WELL
 HISTORICAL EXTENT OF OU1 PLUME (TETRACHLOROETHENE {PCE}-DOMINANT PLUME) WHERE THE TOTAL VOLATILE ORGANIC CONCENTRATION WAS >100 UG/L
 HISTORICAL EXTENT OF OU2 PLUME (TRICHLOROETHENE {TCE}-DOMINANT PLUME) WHERE THE TOTAL VOLATILE ORGANIC CONCENTRATION WAS >100 UG/L
 * NOTE:
 THE AREAL EXTENT OF CHLORINATED VOLATILE ORGANIC COMPOUNDS DEPICTED IN THIS FIGURE IS BASED ON THE MAXIMUM CONCENTRATIONS DETECTED IN GROUNDWATER SAMPLES OBTAINED FROM VERTICAL PROFILE TEMPORARY WELLS INSTALLED DURING 1999 - 2000, AND PERMANENT WELLS DURING SEPTEMBER 2001 - MAY 2005.
 GENERALIZED GROUNDWATER FLOW PATH

TITLE Long-Term Groundwater Monitoring Well Network Well Locations Fulton Avenue Superfund Site Garden City/Garden City Park, NY			
PREPARED FOR Genesco Inc.			
Environmental Resources Management 			FIGURE 1
DRAWN BY EMF	SCALE AS SHOWN	DATE 10/04/16	JOB NO. 0097881

Table 1
OU1 Long-Term Monitoring Well Sampling Program
Fulton Avenue Superfund Site
Garden City Park, New York



Per 2016 SOW Attachment 1: Monitoring Well Sampling Program

Group 1 Wells are as follows:

GCP-01 S/D
GCP 08
GCP-18 S/D
GCP-15S
MW15 A-B
MW20 A-C
MW22 A-C
MW23 A-D

Group 1 Wells shall be sampled and analyzed at the following frequency:

The first sampling round shall commence within 20 days of EPA approval of the RD Work Plan, and sampling shall be performed every 24 months thereafter.

Group 2 Wells are as follows:

MW21 A-D

Group 2 Wells shall be sampled and analyzed at the following frequency:

Year 1 – quarterly, to commence approximately 30 days after completion of construction of MW21 D and MW28 A-H
Year 2 – semi-annually (every six months)
Year 3 – semi-annually (every six months)
Year 4 – no sampling and analysis
Year 5 (and beyond) – once in year 5 and every 24 months thereafter.

Group 3 Wells are as follows:

MW26 A-H
MW27 A-H
MW28 A-H

Group 3 Wells shall be sampled and analyzed at the following frequency:

Year 1 – quarterly, to commence approximately 30 days after completion of construction of MW21 D and MW28 A-H
Year 2 – 9 of 24 zones with EPA approval of the specific zones, semi-annually (every six months)
Year 3 – 9 of 24 zones with EPA approval of the specific zones, semi-annually (every six months)
Year 4 – no sampling and analysis
Year 5 (and beyond) – once in year 5 and every 24 months thereafter.

Table 2
Summary of Field Monitoring Parameters
Fulton Avenue Superfund Site, Garden City Park, New York



Sample Location	Sample Parameter	2017		2018			2019		2020	Summary			
		Sep-17	Dec-17	Mar-18	Jun-18	Sep-18	Mar-19	Aug-19	Feb-20	Minimum	Maximum	Range	Average
GCP-01S	pH (su)	6.10	-	-	-	-	-	6.74	-	6.1	6.74	0.64	6.42
	Temperature (C°)	16.76	-	-	-	-	-	19.12	-	16.76	19.12	2.36	17.94
	Specific Conductivity (mS/cm)	0.651	-	-	-	-	-	0.860	-	0.651	0.860	0.209	0.76
	ORP (mV)	-43	-	-	-	-	-	-122	-	-122	-43	79	-82.50
	Turbidity (ntu)	0.0	-	-	-	-	-	7.2	-	0	7.2	7.2	3.60
	Dissolved Oxygen (mg/L)	1.53	-	-	-	-	-	0	-	0	1.53	1.53	0.77
GCP-01D	pH (su)	5.62	-	-	-	-	-	6.89	-	5.62	6.89	1.27	6.26
	Temperature (C°)	20.31	-	-	-	-	-	18.17	-	18.17	20.31	2.14	19.24
	Specific Conductivity (mS/cm)	0.313	-	-	-	-	-	0.458	-	0.313	0.458	0.145	0.39
	ORP (mV)	292	-	-	-	-	-	211	-	211	292	81	251.50
	Turbidity (ntu)	3.0	-	-	-	-	-	3.2	-	3	3.2	0.2	3.10
	Dissolved Oxygen (mg/L)	3.46	-	-	-	-	-	6.2	-	3.46	6.2	2.74	4.83
GCP-08	pH (su)	6.35	-	-	-	-	-	6.33	-	6.33	6.35	0.02	6.34
	Temperature (C°)	20.40	-	-	-	-	-	16.1	-	16.1	20.4	4.3	18.25
	Specific Conductivity (mS/cm)	0.739	-	-	-	-	-	0.699	-	0.699	0.739	0.04	0.72
	ORP (mV)	168	-	-	-	-	-	66	-	66	168	102	117.00
	Turbidity (ntu)	4.0	-	-	-	-	-	0.9	-	0.9	4	3.1	2.45
	Dissolved Oxygen (mg/L)	0.86	-	-	-	-	-	0.04	-	0.04	0.86	0.82	0.45
GCP-15S	pH (su)	4.99	-	-	-	-	-	5.81	-	4.99	5.81	0.82	5.40
	Temperature (C°)	17.25	-	-	-	-	-	17.05	-	17.05	17.25	0.2	17.15
	Specific Conductivity (mS/cm)	0.379	-	-	-	-	-	0.537	-	0.379	0.537	0.158	0.46
	ORP (mV)	303	-	-	-	-	-	227	-	227	303	76	265.00
	Turbidity (ntu)	0.0	-	-	-	-	-	10.9	-	0	10.9	10.9	5.45
	Dissolved Oxygen (mg/L)	8.81	-	-	-	-	-	8.58	-	8.58	8.81	0.23	8.70
MW15A	pH (su)	9.42	-	-	-	-	-	8.31	-	8.31	9.42	1.11	8.87
	Temperature (C°)	21.01	-	-	-	-	-	17.47	-	17.47	21.01	3.54	19.24
	Specific Conductivity (mS/cm)	0.153	-	-	-	-	-	0.318	-	0.153	0.318	0.165	0.24
	ORP (mV)	70	-	-	-	-	-	-44	-	70	-44	114	13.00
	Turbidity (ntu)	11.2	-	-	-	-	-	332	-	11.2	332	320.8	171.60
	Dissolved Oxygen (mg/L)	5.31	-	-	-	-	-	1.91	-	1.91	5.31	3.4	3.61
MW15B	pH (su)	7.20	-	-	-	-	-	13.76	-	7.2	13.76	6.56	10.48
	Temperature (C°)	17.42	-	-	-	-	-	17.43	-	17.42	17.43	0.01	17.43
	Specific Conductivity (mS/cm)	0.308	-	-	-	-	-	0.466	-	0.308	0.466	0.158	0.39
	ORP (mV)	-148	-	-	-	-	-	-234	-	-234	-148	86	-191.00
	Turbidity (ntu)	30.8	-	-	-	-	-	10	-	10	30.8	20.8	20.40
	Dissolved Oxygen (mg/L)	1.90	-	-	-	-	-	8.77	-	1.9	8.77	6.87	5.34
GCP-18S	pH (su)	6.11	-	-	-	-	-	7.21	-	6.11	7.21	1.1	6.66
	Temperature (C°)	16.58	-	-	-	-	-	19.65	-	16.58	19.65	3.07	18.12
	Specific Conductivity (mS/cm)	0.862	-	-	-	-	-	0.479	-	0.479	0.862	0.383	0.67
	ORP (mV)	-36	-	-	-	-	-	-40	-	-40	-36	4	-38.00
	Turbidity (ntu)	0.0	-	-	-	-	-	23.5	-	0	23.5	23.5	11.75
	Dissolved Oxygen (mg/L)	0.99	-	-	-	-	-	0	-	0	0.99	0.99	0.50
GCP-18D	pH (su)	5.80	-	-	-	-	-	6.16	-	5.8	6.16	0.36	5.98
	Temperature (C°)	18.08	-	-	-	-	-	23.21	-	18.08	23.21	5.13	20.65
	Specific Conductivity (mS/cm)	0.466	-	-	-	-	-	0.36	-	0.36	0.466	0.106	0.41
	ORP (mV)	200	-	-	-	-	-	186	-	186	200	14	193.00
	Turbidity (ntu)	58.4	-	-	-	-	-	47.3	-	47.3	58.4	11.1	52.85
	Dissolved Oxygen (mg/L)	0.76	-	-	-	-	-	8.75	-	0.76	8.75	7.99	4.76
MW20A	pH (su)	9.05	-	-	-	-	-	12.21	-	9.05	12.21	3.16	10.63
	Temperature (C°)	17.26	-	-	-	-	-	19.19	-	17.26	19.19	1.93	18.23
	Specific Conductivity (mS/cm)	0.148	-	-	-	-	-	0.165	-	0.148	0.165	0.017	0.16
	ORP (mV)	56	-	-	-	-	-	-59	-	-59	56	115	-1.50
	Turbidity (ntu)	25.8	-	-	-	-	-	62.1	-	25.8	62.1	36.3	43.95
	Dissolved Oxygen (mg/L)	0.92	-	-	-	-	-	0.18	-	0.18	0.92	0.74	0.55
MW20B	pH (su)	9.20	-	-	-	-	-	9.79	-	9.2	9.79	0.59	9.50
	Temperature (C°)	17.66	-	-	-	-	-	19.7	-	17.66	19.7	2.04	18.68
	Specific Conductivity (mS/cm)	0.203	-	-	-	-	-	0.265	-	0.203	0.265	0.062	0.23
	ORP (mV)	40	-	-	-	-	-	-165	-	-165	40	205	-62.50
	Turbidity (ntu)	18.3	-	-	-	-	-	300	-	18.3	300	281.7	159.15
	Dissolved Oxygen (mg/L)	0.88	-	-	-	-	-	4.61	-	0.88	4.61	3.73	2.75
MW20C	pH (su)	10.22	-	-	-	-	-	11.17	-	10.22	11.17	0.95	10.70
	Temperature (C°)	18.23	-	-	-	-	-	18.51	-	18.23	18.51	0.28	18.37
	Specific Conductivity (mS/cm)	2.41	-	-	-	-	-	0.606	-	0.606	2.41	1.804	1.51
	ORP (mV)	-52	-	-	-	-	-	-184	-	-184	-52	132	-118.00
	Turbidity (ntu)	41.0	-	-	-	-	-	10.4	-	10.4	41	30.6	25.70
	Dissolved Oxygen (mg/L)	5.30	-	-	-	-	-	0.79	-	0.79	5.3	4.51	3.05
MW21A	pH (su)	9.78	10.03	9.67	9.74	9.81	10.05	9.90	10.02	9.67	10.05	0.38	9.88
	Temperature (C°)	17.76	14.51	13.23	18.12	17.44	13.81	18.02	12.45	12.45	18.12	5.67	15.67
	Specific Conductivity (mS/cm)	0.300	0.556	16.700	1.660	0.549	8.880	0.991	7.450	0.300	16.700	16.400	4.636
	ORP (mV)	-52	-197	157	-176	-61	-140	-127	-230	-230	157	387	-103.25
	Turbidity (ntu)	10.4	19.0	28.4	389	591	515	150	139	10.4	591	580.6	230.25
	Dissolved Oxygen (mg/L)	0.82	0.00	3.06	0.00	6.12	5.76	0.21	0.00	0.00	6.12	6.12	2.00
MW21B	pH (su)	8.90	6.65	9.64	9.22	8.92	9.49	12.55	8.23	6.65	12.55	5.90	9.20
	Temperature (C°)	17.40	14.90	13.60	17.50	17.59	13.13	17.61	11.44	11.44	17.61	6.17	15.40
	Specific Conductivity (mS/cm)	0.439	0.360	0.569	0.526	0.329	0.798	0.217	0.395	0.217	0.798	0.581	0.454
	ORP (mV)	-8	-47	-117	-116	-2	-73	-41	-110	-117	-2	115	-64.25
	Turbidity (ntu)	17.3	81.3	71.9	28.5	36	60.1	46.6	0.0	0.0	81.3	81.3	42.71
	Dissolved Oxygen (mg/L)	1.19	0.59	2.96	2.02	0.80	0.79	0.26	1.65	0.26	2.96	2.70	1.28
MW21C	pH (su)	9.64	7.27	8.87	9.40	9.64	9.21	-	9.75	7.27	9.75	2.48	9.11
	Temperature (C°)	17.21	14.44	13.66	24.95	16.19	13.53	17.05	12.06	12.06	24.95	12.89	16.14
	Specific Conductivity (mS/cm)	0.381	0.163	0.296	1.900	2.640	0.707	0.734	0.522	0.163	2.640	2.477	0.918
	ORP (mV)	-70	-120	-149	-100	-144	-259	-37	-121	-259	-37	222	-125
	Turbidity (ntu)	25.4	95.5	131.0	42.0	336.0	33.5	26.8	17.0	17.0	336.0	319.0	88.4
	Dissolved Oxygen (mg/L)	2.42	0.00	3.04	2.36	5.89	0.74	0.00	0.00	0.00	5.89	5.89	1.81
MW21D	pH (su)	9.16	7.18	9.25	6.72	7.14	9.30	9.77	9.98	6.72	9.98	3.26	8.56
	Temperature (C°)	16.39	9.83	12.94	16.42	15.35	12.77	19.91	12.37	9.83	19.91	10.08	14.50
	Specific Conductivity (mS/cm)	0.272	0.113	0.218	0.355	0.621	0.286	0.252	0.323	0.113	0.621	0.508	0.305
	ORP (mV)	-154	-180	-157	-24	-158	-130	-124	-103	-180	-24	156	-128.75
	Turbidity (ntu)	9.1	0.0	17.2	76.7	1000	57.1	369	0.0	0.0	1000	1000	191.14
	Dissolved Oxygen (mg/L)	2.61	1.18	5.44	2.59	0.00	0.00	0.80	1.29	0.00	5.44	5.44	1.74
MW22A	pH (su)	9.04	-	-	-	-	-	9.55	-	9.04	9.55	0.51	9.30
	Temperature (C°)	21.09	-	-	-	-	-	17.35	-	17.35	21.09	3.74	19.22
	Specific Conductivity (mS/cm)	0.433	-	-	-	-	-	0.288	-	0.288	0.433	0.145	0.36
	ORP (mV)	-18	-	-	-	-	-	-186	-	-186	-18	168	-102.00
	Turbidity (ntu)	178	-	-	-	-	-	118	-	118	178	60	148.00
	Dissolved Oxygen (mg/L)	0.56	-	-	-	-	-	0	-	0	0.56	0.56	0.28
MW22B	pH (su)	8.80	-	-	-	-	-	9.21	-	8.8	9.21	0.41	9.01
	Temperature (C°)	18.02	-	-	-	-	-	17.46	-	17.46	18.02	0.56	17.74
	Specific Conductivity (mS/cm)	0.2											

Table 2
Summary of Field Monitoring Parameters
Fulton Avenue Superfund Site, Garden City Park, New York



Sample Location	Sample Parameter	2017		2018			2019		2020	Summary			
		Sep-17	Dec-17	Mar-18	Jun-18	Sep-18	Mar-19	Aug-19	Feb-20	Minimum	Maximum	Range	Average
MW22C	pH (su)	8.68	-	-	-	-	-	11.13	-	8.68	11.13	2.45	9.91
	Temperature (C°)	17.75	-	-	-	-	-	20.4	-	17.75	20.4	2.65	19.08
	Specific Conductivity (mS/cm)	0.153	-	-	-	-	-	-	-	0.153	0.153	0	0.15
	ORP (mV)	62	-	-	-	-	-	-21	-	-21	62	83	20.50
	Turbidity (ntu)	35.9	-	-	-	-	-	43.2	-	35.9	43.2	7.3	39.55
	Dissolved Oxygen (mg/L)	0.78	-	-	-	-	-	1	-	0.78	1	0.22	0.89
MW23A	pH (su)	9.38	-	-	-	-	-	10.49	-	9.38	10.49	1.11	9.94
	Temperature (C°)	19.88	-	-	-	-	-	20.39	-	19.88	20.39	0.51	20.14
	Specific Conductivity (mS/cm)	0.230	-	-	-	-	-	0.346	-	0.23	0.346	0.116	0.29
	ORP (mV)	-34	-	-	-	-	-	-292	-	-292	-34	258	-163.00
	Turbidity (ntu)	59.4	-	-	-	-	-	42.7	-	42.7	59.4	16.7	51.05
	Dissolved Oxygen (mg/L)	1.67	-	-	-	-	-	1.22	-	1.22	1.67	0.45	1.45
MW23B	pH (su)	5.90	-	-	-	-	-	5.67	-	5.67	5.9	0.23	5.79
	Temperature (C°)	19.17	-	-	-	-	-	14.54	-	14.54	19.17	4.63	16.86
	Specific Conductivity (mS/cm)	0.233	-	-	-	-	-	0.264	-	0.233	0.264	0.031	0.25
	ORP (mV)	18	-	-	-	-	-	59	-	18	59	41	38.50
	Turbidity (ntu)	9.0	-	-	-	-	-	8	-	8	9	1	8.50
	Dissolved Oxygen (mg/L)	0.58	-	-	-	-	-	0	-	0	0.58	0.58	0.29
MW23C	pH (su)	10.08	-	-	-	-	-	12.02	-	10.08	12.02	1.94	11.05
	Temperature (C°)	17.62	-	-	-	-	-	19.99	-	17.62	19.99	2.37	18.81
	Specific Conductivity (mS/cm)	0.327	-	-	-	-	-	0.539	-	0.327	0.539	0.212	0.43
	ORP (mV)	-84	-	-	-	-	-	-108	-	-108	-84	24	-96.00
	Turbidity (ntu)	2.3	-	-	-	-	-	5.7	-	2.3	5.7	3.4	4.00
	Dissolved Oxygen (mg/L)	7.76	-	-	-	-	-	1.27	-	1.27	7.76	6.49	4.52
MW23D	pH (su)	6.02	-	-	-	-	-	5.6	-	5.6	6.02	0.42	5.81
	Temperature (C°)	18.83	-	-	-	-	-	14.66	-	14.66	18.83	4.17	16.75
	Specific Conductivity (mS/cm)	0.204	-	-	-	-	-	0.3	-	0.204	0.3	0.096	0.25
	ORP (mV)	42	-	-	-	-	-	27	-	42	42	15	34.50
	Turbidity (ntu)	6.9	-	-	-	-	-	35.5	-	6.9	35.5	28.6	21.20
	Dissolved Oxygen (mg/L)	1.11	-	-	-	-	-	0.31	-	0.31	1.11	0.8	0.71
MW26A	pH (su)	-	7.51	6.68	-	5.49	6.86	-	6.16	5.49	7.51	2.02	6.54
	Temperature (C°)	-	11.71	9.29	-	19.54	8.17	-	12.37	8.17	19.54	11.37	12.22
	Specific Conductivity (mS/cm)	-	0.129	0.276	-	0.251	0.001	-	0.275	0.001	0.276	0.275	0.19
	ORP (mV)	-	-141	-83	-	14	-49	-	26	-141	26	167	-46.60
	Turbidity (ntu)	-	4.6	11.7	-	2.1	182	-	12.1	2.1	182	179.9	42.50
	Dissolved Oxygen (mg/L)	-	0.00	3.64	*	2.77	0.00	-	5.13	0.00	5.13	5.13	2.31
MW26B	pH (su)	4.87	5.81	5.87	5.72	5.5	5.85	5.45	5.74	4.87	5.87	1	5.60
	Temperature (C°)	15.80	12.5	10.67	16.18	20.03	10.9	19.93	9.99	9.99	20.03	10.04	14.50
	Specific Conductivity (mS/cm)	0.199	0.234	0.214	0.213	0.193	0.216	0.230	0.286	0.193	0.286	0.093	0.22
	ORP (mV)	161	65	124	155	89	-14	50	29	-14	161	175	82.38
	Turbidity (ntu)	0.0	0.0	4.0	0.0	0.0	0.6	0.0	0.0	0.0	4	4	0.58
	Dissolved Oxygen (mg/L)	1.22	1.42	3.79	3.73	3.97	8.77	0.59	0.80	0.59	8.77	8.18	3.04
MW26C	pH (su)	5.58	6.06	5.88	5.96	5.25	5.95	6.18	5.87	5.25	6.18	0.93	5.84
	Temperature (C°)	18.82	13.39	11.73	17.79	16.8	8.46	17.31	10.80	8.46	18.82	10.36	14.39
	Specific Conductivity (mS/cm)	0.283	0.150	0.323	0.299	0.303	0.289	0.263	0.361	0.150	0.361	0.211	0.28
	ORP (mV)	10	23	-10	10	69	-9	103	44	-10	103	113	30.00
	Turbidity (ntu)	0.0	0.0	3.9	0.0	0.0	0.0	0.0	0.0	0.0	3.9	3.9	0.49
	Dissolved Oxygen (mg/L)	3.01	0.07	2.91	0.00	1.59	2.02	1.54	0.00	0.00	3.01	3.01	1.39
MW26D	pH (su)	8.53	8.47	8.30	7.79	8.75	8.52	8.12	8.06	7.79	8.75	0.96	8.32
	Temperature (C°)	22.59	12.86	11.84	18.90	19.06	10.11	21.27	10.19	10.11	22.59	12.48	15.85
	Specific Conductivity (mS/cm)	0.209	0.333	0.325	0.304	0.293	0.303	0.308	0.281	0.209	0.333	0.124	0.29
	ORP (mV)	-195	-303	-276	-130	-237	-231	-220	-191	-303	-130	173	-222.88
	Turbidity (ntu)	0.0	3.6	2.4	0.0	2.7	4.1	2.1	0.0	0.0	4.1	4.1	1.86
	Dissolved Oxygen (mg/L)	0.00	1.43	2.49	3.93	0.88	0.85	0.00	0.00	0.00	3.93	3.93	1.20
MW26E	pH (su)	8.33	8.04	7.74	7.05	6.95	8.16	9.99	8.38	6.95	9.99	3.04	8.08
	Temperature (C°)	16.91	12.92	12.47	19.62	17.63	9.15	17.02	10.88	9.15	19.62	10.47	14.58
	Specific Conductivity (mS/cm)	0.245	0.119	0.263	0.231	0.270	0.265	0.272	0.339	0.119	0.339	0.220	0.251
	ORP (mV)	-163	-195	-227	-76	-61	-195	-195	-223	-227	-61	166	-166.88
	Turbidity (ntu)	0.0	0.0	2.8	0.0	0.0	0.0	5.2	0.0	0.0	5.2	5.2	1.00
	Dissolved Oxygen (mg/L)	3.48	0.00	3.56	0.90	0.02	0.50	0.00	0.00	0.00	3.56	3.56	1.06
MW26F	pH (su)	8.55	8.81	8.87	9.20	8.80	6.79	8.93	9.05	6.79	9.20	2.41	8.63
	Temperature (C°)	23.49	13.43	11.68	16.45	20.60	5.03	19.12	11.49	5.03	23.49	18.46	15.16
	Specific Conductivity (mS/cm)	0.214	0.301	0.276	0.278	0.266	0.264	0.290	0.301	0.214	0.301	0.087	0.274
	ORP (mV)	-156	-267	-188	-198	-222	-83	-227	-270	-270	-83	187	-201.38
	Turbidity (ntu)	0.0	1.6	0.0	0.0	2.8	0.0	0.0	0.0	0.0	2.8	2.8	0.55
	Dissolved Oxygen (mg/L)	0.01	0.63	1.06	1.50	0.35	1.48	0.00	0.00	0.00	1.50	1.50	0.63
MW26G	pH (su)	5.69	6.41	6.43	6.00	6.23	7.01	7.30	6.90	5.69	7.30	1.61	6.50
	Temperature (C°)	18.17	12.26	10.90	17.03	19.09	5.64	16.97	10.89	5.64	19.09	13.45	13.87
	Specific Conductivity (mS/cm)	0.227	0.255	0.234	0.211	0.234	0.257	0.243	0.271	0.211	0.271	0.06	0.24
	ORP (mV)	18	-50	-77	-91	-115	-138	-28	-128	-138	18	156	-76.13
	Turbidity (ntu)	0.0	0.0	0.2	0.0	0.4	0.0	0.0	0.0	0.0	0.4	0.4	0.08
	Dissolved Oxygen (mg/L)	0.33	0.50	1.59	0.00	0.91	1.31	0.07	0.00	0.00	1.59	1.59	0.59
MW26H	pH (su)	9.25	7.51	9.02	9.79	9.05	8.84	9.40	9.09	7.51	9.79	2.28	8.99
	Temperature (C°)	16.85	11.46	10.39	17.00	18.34	4.73	19.00	10.25	4.73	19.00	14.27	13.50
	Specific Conductivity (mS/cm)	0.163	0.075	0.148	0.141	0.13	0.114	0.14	0.168	0.075	0.168	0.093	0.13
	ORP (mV)	-191	-132	-238	-230	-163	-181	-266	-168	-266	-132	134	-196.13
	Turbidity (ntu)	0	0.1	1.1	0.0	0.0	0.0	0.0	0.0	0.0	1.1	1.1	0.15
	Dissolved Oxygen (mg/L)	0.78	0.00	2.63	1.04	0.00	0.02	0.00	0.07	0.00	2.63	2.63	0.57
MW27A	pH (su)	5.28	5.53	4.72	4.90	5.20	5.38	5.35	5.44	4.72	5.53	0.81	5.23
	Temperature (C°)	22.71	12.25	10.81	17.38	16.00	11.27	19.70	11.82	10.81	22.71	11.90	15.24
	Specific Conductivity (mS/cm)	0.147	0.077	0.183	0.151	0.171	0.18	0.19	0.196	0.077	0.196	0.119	0.16
	ORP (mV)	158	81	261	244	114	89	138	199	81	261	180	160.50
	Turbidity (ntu)	0.6	13.6	4.1	5.0	6.5	13.1	0.0	0.0	0.0	13.6	13.6	5.36
	Dissolved Oxygen (mg/L)	1.19	0.00	2.97	0.28	1.77	1.24	1.17	0.00	0.00	2.97	2.97	1.08
MW27B	pH (su)	6.50	7.27	7.21	7.20	6.90	7.02	7.29	7.01	6.50	7.29	0.79	7.05
	Temperature (C°)	15.20	12.44	10.28	17.85	15.69	11.93	18.30	10.75	10.28	18.30	8.02	14.06
	Specific Conductivity (mS/cm)	0.227	0.246	0.231	0.226	0.231	0.203	0.216	0.295	0.203	0.295	0.092	0.23
	ORP (mV)	-121	-138	-123	-114	-149	-101	-149	-174	-174	-101	73	-133.63
	Turbidity (ntu)	0.0	0.0	2.4	0.0	2.7	0.2	11.1	0.0	0.0	11.1	11.1	2.05
	Dissolved Oxygen (mg/L)	0.68	0.17	1.17	5.06	0.24	0.02	0.00	0.00	0.00	5.06	5.06	0.92
MW27C	pH (su)	4.96	6.23	5.19	5.29	5.27	6.07	5.60	5.99	4.96	6.23	1.27	5.58
	Temperature (C°)	16.51	12.08	10.75	15.72	15.05	12.00	18.09	11.45	10.75			

Table 2
Summary of Field Monitoring Parameters
Fulton Avenue Superfund Site, Garden City Park, New York



Sample Location	Sample Parameter	2017		2018			2019		2020	Summary			
		Sep-17	Dec-17	Mar-18	Jun-18	Sep-18	Mar-19	Aug-19	Feb-20	Minimum	Maximum	Range	Average
MW27E	pH (su)	8.89	8.77	8.48	8.85	6.56	8.79	9.13	9.23	6.56	9.23	2.67	8.59
	Temperature (C°)	17.75	12.23	10.33	15.15	18.20	11.53	19.00	11.53	10.33	19.00	8.67	14.47
	Specific Conductivity (mS/cm)	0.251	0.123	0.253	0.216	0.23	0.222	0.272	0.312	0.123	0.312	0.189	0.23
	ORP (mV)	-129	-240	-213	-243	-99	-255	-311	-229	-311	-99	212	-214.88
	Turbidity (ntu)	0.0	0.0	3.4	0.0	0.0	1.1	0.0	0.0	0.0	3.4	3.4	0.56
	Dissolved Oxygen (mg/L)	1.76	1.54	1.06	0.00	1.93	0.25	0.00	0.00	0.00	1.93	1.93	0.82
MW27F	pH (su)	6.54	7.11	6.89	7.48	6.83	7.1	7.58	6.47	6.47	7.58	1.11	7.00
	Temperature (C°)	16.36	12.41	11.28	15.19	15.05	10.87	17.49	10.50	10.50	17.49	6.99	13.64
	Specific Conductivity (mS/cm)	0.248	0.259	0.252	0.248	0.245	0.251	0.231	0.327	0.231	0.327	0.096	0.26
	ORP (mV)	-90	-102	-60	-90	5	-96	-118	-54	-118	5	123	-75.63
	Turbidity (ntu)	0.0	0.0	1.0	0.0	1.2	2.1	9.7	0.0	0.0	9.7	9.7	1.75
	Dissolved Oxygen (mg/L)	0.99	0.16	2.50	1.20	0.57	0.99	0.00	0.00	0.00	2.50	2.50	0.80
MW27G	pH (su)	7.18	6.62	6.63	7.12	6.91	7.08	7.31	7.50	6.62	7.50	0.88	7.04
	Temperature (C°)	21.22	11.78	10.05	16.23	14.28	10.38	19.40	11.09	10.05	21.22	11.17	14.30
	Specific Conductivity (mS/cm)	0.185	0.218	0.208	0.184	0.203	0.226	0.218	0.251	0.184	0.251	0.067	0.21
	ORP (mV)	-82	-118	-47	-149	-108	-101	-203	-152	-203	-47	156	-120
	Turbidity (ntu)	0.8	0.0	0.9	0.0	0.0	0.6	0.0	0.0	0.0	0.9	0.9	0.29
	Dissolved Oxygen (mg/L)	0.45	0.57	2.03	0.00	0.02	1.17	0.00	0.00	0.00	2.03	2.03	0.53
MW27H	pH (su)	5.81	5.08	4.78	5.58	5.67	6.70	7.08	6.48	4.78	7.08	2.30	5.90
	Temperature (C°)	21.02	10.48	11.85	20.88	15.79	12.12	19.59	9.40	9.40	21.02	11.62	15.14
	Specific Conductivity (mS/cm)	0.267	0.731	0.985	0.503	0.464	0.419	0.234	0.220	0.220	0.985	0.765	0.478
	ORP (mV)	-116	-7	-65	-4	-42	-154	-149	-130	-154	-4	150	-83.38
	Turbidity (ntu)	9.9	22.4	12.9	0.0	148	23.2	39.8	0.0	0.0	148	148	32.03
	Dissolved Oxygen (mg/L)	0.57	0.00	2.55	1.10	0.32	0.36	0.07	0.00	0.00	2.55	2.55	0.62
MW28A	pH (su)	5.49	6.05	6.30	7.03	*	6.43	6.37	6.30	5.49	7.03	1.54	6.28
	Temperature (C°)	20.13	12.22	12.56	15.22	*	13.21	18.90	12.86	12.22	20.13	7.91	15.01
	Specific Conductivity (mS/cm)	0.353	0.370	0.363	0.344	*	0.145	0.337	0.385	0.145	0.385	0.240	0.328
	ORP (mV)	223	122	35	-15	*	124	86	132	-15	223	238	101.00
	Turbidity (ntu)	14.7	0.0	3.3	0.0	*	7	0.0	3.3	0.0	14.7	14.7	4.04
	Dissolved Oxygen (mg/L)	6.29	6.74	4.28	4.18	*	0.60	5.35	4.11	0.60	6.74	6.14	4.51
MW28B	pH (su)	5.99	6.99	7.86	6.08	5.70	5.92	6.12	5.03	5.03	7.86	2.83	6.21
	Temperature (C°)	16.83	10.59	10.57	17.40	16.20	12.95	22.14	11.78	10.57	22.14	11.57	14.81
	Specific Conductivity (mS/cm)	0.385	0.192	0.314	0.246	0.255	0.213	0.268	0.340	0.192	0.385	0.193	0.277
	ORP (mV)	21	-116	-125	-29	27	109	67	86	-125	109	234	5
	Turbidity (ntu)	27.7	27.0	10.8	0.0	25.4	0.7	3.1	0.0	0.0	27.7	27.7	11.84
	Dissolved Oxygen (mg/L)	2.00	0.00	1.52	0.00	6.68	0.00	0.22	0.03	0.00	6.68	6.68	1.31
MW28C	pH (su)	6.42	7.29	7.90	7.28	7.00	7.08	7.15	7.19	6.42	7.90	1.48	7.16
	Temperature (C°)	16.83	10.18	11.40	15.89	17.97	11.88	19.08	12.56	10.18	19.08	8.90	14.47
	Specific Conductivity (mS/cm)	0.379	0.407	0.317	0.315	0.337	0.238	0.357	0.365	0.238	0.407	0.169	0.339
	ORP (mV)	-97	-164	-144	-124	-167	-166	-197	-161	-197	-97	100	-153
	Turbidity (ntu)	0.0	2.0	0.2	0.0	0.0	2.5	0.0	0.0	0.0	2.5	2.5	0.59
	Dissolved Oxygen (mg/L)	0.70	0.30	0.94	3.65	0.00	0.18	0.00	0.00	0.00	3.65	3.65	0.72
MW28D	pH (su)	6.36	6.53	7.28	6.30	6.66	7.55	8.34	7.52	6.30	8.34	2.04	7.07
	Temperature (C°)	17.38	7.30	12.99	15.87	18.75	11.95	17.98	12.63	7.30	18.75	11.45	14.36
	Specific Conductivity (mS/cm)	0.248	0.112	0.260	0.224	0.238	0.204	0.291	0.306	0.112	0.306	0.194	0.24
	ORP (mV)	10	-32	-227	-82	-129	-132	-140	-178	-227	10	237	-113.75
	Turbidity (ntu)	2.6	0.6	5.8	0.0	0.0	0.9	0.7	5.0	0.0	5.8	5.8	1.95
	Dissolved Oxygen (mg/L)	1.04	0.00	2.37	0.00	0.53	0.00	0.00	0.00	0.00	2.37	2.37	0.49
MW28E	pH (su)	5.62	6.12	6.70	6.87	6.52	6.53	6.91	6.27	5.62	6.91	1.29	6.44
	Temperature (C°)	21.00	8.00	9.68	16.03	19.80	12.39	19.85	11.85	8.00	21.00	13.00	14.83
	Specific Conductivity (mS/cm)	0.254	0.078	0.190	0.199	0.243	0.179	0.209	0.231	0.078	0.254	0.176	0.20
	ORP (mV)	75	50	-43	-61	-82	-38	-124	-53	-124	75	199	-34.50
	Turbidity (ntu)	0.0	0.0	1.9	0.0	0.0	0.0	0.0	0.0	0.0	1.9	1.9	0.24
	Dissolved Oxygen (mg/L)	3.79	0.00	1.62	2.50	0.70	0.70	0.00	0.64	0.00	3.79	3.79	1.24
MW28F	pH (su)	6.03	6.15	6.49	6.43	6.55	6.33	7.97	7.03	6.03	7.97	1.94	6.62
	Temperature (C°)	18.14	8.07	11.16	16.14	19.19	10.44	19.67	12.30	8.07	19.67	11.60	14.39
	Specific Conductivity (mS/cm)	0.272	0.204	0.224	0.186	0.208	0.144	0.198	0.215	0.144	0.272	0.128	0.21
	ORP (mV)	94	30	-80	-78	-126	-40	-83	-102	-126	94	220	-48.13
	Turbidity (ntu)	1.8	0.0	2.2	0.0	0.0	8.1	2.5	4.7	0.0	8.1	8.1	2.41
	Dissolved Oxygen (mg/L)	4.05	1.34	2.51	0.27	0.59	0.67	0.00	0.00	0.00	4.05	4.05	1.18
MW28G	pH (su)	5.72	6.25	6.47	7.05	6.47	6.60	8.29	6.68	5.72	8.29	2.57	6.69
	Temperature (C°)	22.00	7.77	9.77	14.32	20.10	9.06	19.46	11.11	7.77	22.00	14.23	14.20
	Specific Conductivity (mS/cm)	0.288	0.223	0.150	0.213	0.253	0.204	0.207	0.245	0.15	0.288	0.138	0.22
	ORP (mV)	97	-17	-24	-61	-64	-16	-111	-117	-117	97	214	-39.13
	Turbidity (ntu)	9.6	0.0	3.2	0.0	0.0	0.0	3.9	0.0	0.0	9.6	9.6	2.09
	Dissolved Oxygen (mg/L)	4.06	0.95	1.76	1.49	0.87	0.00	0.00	0.28	0.00	4.06	4.06	1.18
MW28H	pH (su)	5.62	6.36	6.95	6.47	6.84	6.34	7.68	6.42	5.62	7.68	2.06	6.59
	Temperature (C°)	21.27	8.40	10.94	14.38	18.57	10.61	18.41	11.81	8.4	21.27	12.87	14.30
	Specific Conductivity (mS/cm)	0.280	0.134	0.198	0.198	0.192	0.188	0.206	0.239	0.134	0.28	0.146	0.20
	ORP (mV)	55	-26	-155	-84	-119	-24	-193	-101	-193	55	248	-80.88
	Turbidity (ntu)	0.0	1.6	24.9	0.0	3.4	0.0	5.5	0.0	0.0	24.9	24.9	4.43
	Dissolved Oxygen (mg/L)	2.01	0.00	2.69	0.00	4.09	0.53	0.00	0.00	0.00	4.09	4.09	1.17

Note:
(1) su Standard Units (4) mV millivolt
(2) C° Degrees Celsius (5) ntu Nephelometric Turbidity Units
(3) mS/cm millisiemens per centimeter * Unable to obtain due to port malfunction



Table 3
Summary of February 2020 Groundwater Sample Results
Fulton Avenue Superfund Site, Garden City Park, New York

Location ID	MW28A 97	MW28B 219.5	MW28C 317	MW28D 345.5	MW28E 367	MW28F 403.5	MW28G 439	MW28H 490.5								
Lab Sample ID	JD3681-10	JD3681-8	JD3681-9	JD3681-6	JD3681-7	JD3681-4	JD3681-5	JD3681-1	JD3681-3	JD3681-2	JD3743-2	JD3743-1	JD3807-2	JD3807-1	JD3899-2	JD3899-1
Sample Date	2/25/2020	2/25/2020	2/25/2020	2/25/2020	2/25/2020	2/25/2020	2/25/2020	2/25/2020	2/25/2020	2/25/2020	2/26/2020	2/26/2020	2/27/2020	2/27/2020	2/28/2020	2/28/2020
Sample Type	N	N	N	N	N	N	N	N	TB	EB	TB	EB	TB	EB	TB	EB
Mid-Screen/Sample Depth	97 ft	219.5 ft	317 ft	345.5 ft	367 ft	403.5 ft	439 ft	490.5 ft								
Screen Interval In Feet Below Ground Surface	92 - 102	214 - 224	312 - 322	340 - 350	362 - 372	398 - 408	434 - 444	485 - 495								
NYS AWQS & GV ^{1,2}																
Analyte																
Method 8260C, µg/L																
1,1,1-Trichloroethane	5	1.0 U	1.0 U	1.0 U	1.0 U	1.0 U	1.0 U	1.0 U	1.0 U	1.0 U	1.0 U	1.0 U	1.0 U	1.0 U	1.0 U	1.0 U
1,1,2,2-Tetrachloroethane	5	1.0 U	1.0 U	1.0 U	1.0 U	1.0 U	1.0 U	1.0 U	1.0 U	1.0 U	1.0 U	1.0 U	1.0 U	1.0 U	1.0 U	1.0 U
1,1,2-trichloro-1,2,2-trifluoroethane (Freon 113)	5	5.0 U	5.0 U	5.0 U	5.0 U	5.0 U	5.0 U	5.0 U	5.0 U	5.0 U	5.0 U	5.0 U	5.0 U	5.0 U	5.0 U	5.0 U
1,1,2-Trichloroethane	1	1.0 U	1.0 U	1.0 U	1.0 U	1.0 U	1.0 U	1.0 U	1.0 U	1.0 U	1.0 U	1.0 U	1.0 U	1.0 U	1.0 U	1.0 U
1,1-Dichloroethane	5	1.0 U	1.0 U	1.0 U	1.0 U	1.0 U	1.0 U	1.0 U	1.0 U	1.0 U	1.0 U	1.0 U	1.0 U	1.0 U	1.0 U	1.0 U
1,1-Dichloroethene	5	1.0 U	1.0 U	1.0 U	1.0 U	1.0 U	1.0 U	1.0 U	1.0 U	1.0 U	1.0 U	1.0 U	1.0 U	1.0 U	1.0 U	1.0 U
1,2,3-Trichlorobenzene	5	1.0 U	1.0 U	1.0 U	1.0 U	1.0 U	1.0 U	1.0 U	1.0 U	1.0 U	1.0 U	1.0 U	1.0 U	1.0 U	1.0 U	1.0 U
1,2,4-Trichlorobenzene	5	1.0 U	1.0 U	1.0 U	1.0 U	1.0 U	1.0 U	1.0 U	1.0 U	1.0 U	1.0 U	1.0 U	1.0 U	1.0 U	1.0 U	1.0 U
1,2-Dibromo-3-chloropropane	0.04	2.0 U	2.0 U	2.0 U	2.0 U	2.0 U	2.0 U	2.0 U	2.0 U	2.0 U	2.0 U	2.0 U	2.0 U	2.0 U	2.0 U	2.0 U
1,2-Dichlorobenzene	3	1.0 U	1.0 U	1.0 U	1.0 U	1.0 U	1.0 U	1.0 U	1.0 U	1.0 U	1.0 U	1.0 U	1.0 U	1.0 U	1.0 U	1.0 U
1,2-Dichloroethane	0.6	1.0 U	1.0 U	1.0 U	1.0 U	1.0 U	1.0 U	1.0 U	1.0 U	1.0 U	1.0 U	1.0 U	1.0 U	1.0 U	1.0 U	1.0 U
1,2-Dichloropropane	1	1.0 U	1.0 U	1.0 U	1.0 U	1.0 U	1.0 U	1.0 U	1.0 U	1.0 U	1.0 U	1.0 U	1.0 U	1.0 U	1.0 U	1.0 U
1,3-Dichlorobenzene	3	1.0 U	1.0 U	1.0 U	1.0 U	1.0 U	1.0 U	1.0 U	1.0 U	1.0 U	1.0 U	1.0 U	1.0 U	1.0 U	1.0 U	1.0 U
1,4-Dichlorobenzene	3	1.0 U	1.0 U	1.0 U	1.0 U	1.0 U	1.0 U	1.0 U	1.0 U	1.0 U	1.0 U	1.0 U	1.0 U	1.0 U	1.0 U	1.0 U
2-Butanone	50	10 U	10 U	10 U	10 U	10 U	10 U	10 U	10 U	10 U	10 U	10 U	10 U	10 U	10 U	10 U
2-Hexanone	50	5.0 U	5.0 U	5.0 U	5.0 U	5.0 U	5.0 U	5.0 U	5.0 U	5.0 U	5.0 U	5.0 U	5.0 U	5.0 U	5.0 U	5.0 U
4-Methyl-2-pentanone	NS	5.0 U	5.0 U	5.0 U	5.0 U	5.0 U	5.0 U	5.0 U	5.0 U	5.0 U	5.0 U	5.0 U	5.0 U	5.0 U	5.0 U	5.0 U
Acetone	50	10 U	10 U	10 U	10 U	10 U	10 U	10 U	10 U	10 U	10 U	10 U	10 U	10 U	10 U	10 U
Benzene	1	0.50 U	0.50 U	0.50 U	0.50 U	0.50 U	0.50 U	0.50 U	0.50 U	0.50 U	0.50 U	0.50 U	0.50 U	0.50 U	0.50 U	0.50 U
Bromodichloromethane	50	1.0 U	1.0 U	1.0 U	1.0 U	1.0 U	1.0 U	1.0 U	1.0 U	1.0 U	1.0 U	1.0 U	1.0 U	1.0 U	1.0 U	1.0 U
Bromoform	50	1.0 U	1.0 U	1.0 U	1.0 U	1.0 U	1.0 U	1.0 U	1.0 U	1.0 U	1.0 U	1.0 U	1.0 U	1.0 U	1.0 U	1.0 U
Carbon disulfide	60	2.0 U	2.0 U	2.0 U	2.0 U	2.0 U	2.0 U	2.0 U	2.0 U	2.0 U	2.0 U	2.0 U	2.0 U	2.0 U	2.0 U	2.0 U
Carbon tetrachloride	5	1.0 U	1.0 U	1.0 U	1.0 U	1.0 U	1.0 U	1.0 U	1.0 U	1.0 U	1.0 U	1.0 U	1.0 U	1.0 U	1.0 U	1.0 U
Chlorobenzene	5	1.0 U	1.0 U	1.0 U	1.0 U	1.0 U	1.0 U	1.0 U	1.0 U	1.0 U	1.0 U	1.0 U	1.0 U	1.0 U	1.0 U	1.0 U
Chlorobromomethane	5	1.0 U	1.0 U	1.0 U	1.0 U	1.0 U	1.0 U	1.0 U	1.0 U	1.0 U	1.0 U	1.0 U	1.0 U	1.0 U	1.0 U	1.0 U
Chloroethane	5	1.0 U	1.0 U	1.0 U	1.0 U	1.0 U	1.0 U	1.0 U	1.0 U	1.0 U	1.0 U	1.0 U	1.0 U	1.0 U	1.0 U	1.0 U
Chloroform	7	1.0 U	1.0 U	1.0 U	1.0 U	1.0 U	1.0 U	1.0 U	1.0 U	1.0 U	1.0 U	1.0 U	1.0 U	1.0 U	1.0 U	1.0 U
cis-1,2-Dichloroethene	5	1.0 U	1.0 U	1.0 U	1.0 U	1.0 U	1.0 U	1.0 U	1.0 U	1.0 U	1.0 U	1.0 U	1.0 U	1.0 U	1.0 U	1.0 U
cis-1,3-Dichloropropene	0.4	1.0 U	1.0 U	1.0 U	1.0 U	1.0 U	1.0 U	1.0 U	1.0 U	1.0 U	1.0 U	1.0 U	1.0 U	1.0 U	1.0 U	1.0 U
Cyclohexane	NS	5.0 U	5.0 U	5.0 U	5.0 U	5.0 U	5.0 U	5.0 U	5.0 U	5.0 U	5.0 U	5.0 U	5.0 U	5.0 U	5.0 U	5.0 U
Dibromochloromethane	50	1.0 U	1.0 U	1.0 U	1.0 U	1.0 U	1.0 U	1.0 U	1.0 U	1.0 U	1.0 U	1.0 U	1.0 U	1.0 U	1.0 U	1.0 U
Dichlorodifluoromethane (Freon 12)	5	2.0 U	2.0 U	2.0 U	2.0 U	2.0 U	2.0 U	2.0 U	2.0 U	2.0 U	2.0 U	2.0 U	2.0 U	2.0 U	2.0 U	2.0 U
Ethylbenzene	5	1.0 U	1.0 U	1.0 U	1.0 U	1.0 U	1.0 U	1.0 U	1.0 U	1.0 U	1.0 U	1.0 U	1.0 U	1.0 U	1.0 U	1.0 U
Ethylene dibromide	0.0006	1.0 U	1.0 U	1.0 U	1.0 U	1.0 U	1.0 U	1.0 U	1.0 U	1.0 U	1.0 U	1.0 U	1.0 U	1.0 U	1.0 U	1.0 U
Isopropylbenzene (Cumene)	5	1.0 U	1.0 U	1.0 U	1.0 U	1.0 U	1.0 U	1.0 U	1.0 U	1.0 U	1.0 U	1.0 U	1.0 U	1.0 U	1.0 U	1.0 U
m,p-Xylenes	5	1.0 U	1.0 U	1.0 U	1.0 U	1.0 U	1.0 U	1.0 U	1.0 U	1.0 U	1.0 U	1.0 U	1.0 U	1.0 U	1.0 U	1.0 U
Methyl acetate	NS	5.0 U	5.0 U	5.0 U	5.0 U	5.0 U	5.0 U	5.0 U	5.0 U	5.0 U	5.0 U	5.0 U	5.0 U	5.0 U	5.0 U	5.0 U
Methyl bromide	5	2.0 U	2.0 U	2.0 U	2.0 U	2.0 U	2.0 U	2.0 U	2.0 U	2.0 U	2.0 U	2.0 U	2.0 U	2.0 U	2.0 U	2.0 U
Methyl chloride	5	1.0 U	1.0 U	1.0 U	1.0 U	1.0 U	1.0 U	1.0 U	1.0 U	1.0 U	1.0 U	1.0 U	1.0 U	1.0 U	1.0 U	1.0 U
Methyl tert-butyl ether	10	1.0 U	1.0 U	1.0 U	1.0 U	1.0 U	1.0 U	1.0 U	1.0 U	1.0 U	1.0 U	1.0 U	1.0 U	1.0 U	1.0 U	1.0 U
Methylcyclohexane	NS	5.0 U	5.0 U	5.0 U	5.0 U	5.0 U	5.0 U	5.0 U	5.0 U	5.0 U	5.0 U	5.0 U	5.0 U	5.0 U	5.0 U	5.0 U
Methylene chloride	5	2.0 U	2.0 U	2.0 U	2.0 U	2.0 U	2.0 U	2.0 U	2.0 U	2.0 U	2.0 U	2.0 U	2.0 U	2.0 U	2.0 U	2.0 U
o-Xylene	5	1.0 U	1.0 U	1.0 U	1.0 U	1.0 U	1.0 U	1.0 U	1.0 U	1.0 U	1.0 U	1.0 U	1.0 U	1.0 U	1.0 U	1.0 U
Styrene	5	1.0 U	1.0 U	1.0 U	1.0 U	1.0 U	1.0 U	1.0 U	1.0 U	1.0 U	1.0 U	1.0 U	1.0 U	1.0 U	1.0 U	1.0 U
Tetrachloroethene	5	1.0 U	1.0 U	1.0 U	1.0 U	1.0 U	1.0 U	1.0 U	1.0 U	1.0 U	1.0 U	1.0 U	1.0 U	1.0 U	1.0 U	1.0 U
Toluene	5	1.0 U	1.0 U	1.0 U	0.81 J	1.0 U	1.0 U	0.53 J	1.0 U	1.0 U	1.0 U	1.0 U	1.0 U	1.0 U	1.0 U	1.0 U
trans-1,2-Dichloroethene	5	1.0 U	1.0 U	1.0 U	1.0 U	1.0 U	1.0 U	1.0 U	1.0 U	1.0 U	1.0 U	1.0 U	1.0 U	1.0 U	1.0 U	1.0 U
trans-1,3-Dichloropropene	0.4	1.0 U	1.0 U	1.0 U	1.0 U	1.0 U	1.0 U	1.0 U	1.0 U	1.0 U	1.0 U	1.0 U	1.0 U	1.0 U	1.0 U	1.0 U
Trichloroethene	5	1.0 U	1.0 U	1.0 U	1.0 U	1.0 U	1.0 U	1.0 U	1.0 U	1.0 U	1.0 U	1.0 U	1.0 U	1.0 U	1.0 U	1.0 U
Trichlorofluoromethane (Freon 11)	5	2.0 U	2.0 U	2.0 U	2.0 U	2.0 U	2.0 U	2.0 U	2.0 U	2.0 U	2.0 U	2.0 U	2.0 U	2.0 U	2.0 U	2.0 U
Vinyl chloride	2	1.0 U	1.0 U	1.0 U	1.0 U	1.0 U	1.0 U	1.0 U	1.0 U	1.0 U	1.0 U	1.0 U	1.0 U	1.0 U	1.0 U	1.0 U
Xylene, Total	5	1.0 U	1.0 U	1.0 U	1.0 U	1.0 U	1.0 U	1.0 U	1.0 U	1.0 U	1.0 U	1.0 U	1.0 U	1.0 U	1.0 U	1.0 U

Notes:

Units are in ug/L = micrograms per liter

Depth units are in ft = feet

1. AWQS - NYS Ambient Groundwater Quality Standards for Class GA (potable) ground water as listed in TOGS 1.1.1 (June 1998) and in 6 NYCRR 703.5.

2. AWQGV - NYS Ambient Groundwater Quality Guidance Values for Class GA (potable) ground water as listed in TOGS 1.1.1 (June 1998) and in 6 NYCRR 703.5.

Results shown in bold font indicate a compound was detected above the laboratory reporting limit (RL).

Shading indicates a detected compound concentration equal or exceeding the respective AWQS or AWQGV.

U = Compound not detected at concentration above the laboratory RL. The laboratory RL is shown.

J = Estimated value. The compound was detected at a concentration below the RL, but greater than the laboratory method detection limit (MDL).

NS = No standard

N = Normal Environmental Sample


FD = Field Duplicate Sample

EB = Equipment Blank

TB = Trip Blank

All analyses performed by SGS NJ.

Table 4
Summary of Historic Ground Water Monitoring Well Sample Results for Select Predominant Compounds
Fulton Avenue Superfund Site, Garden City Park, New York




GCP12S				GCP12D				GCP13S				GCP13D				GCP14S				GCP14D				GCP15S							
Date	PCE	TCE	cis-1,2-DCE	Date	PCE	TCE	cis-1,2-DCE	Date	PCE	TCE	cis-1,2-DCE	Date	PCE	TCE	cis-1,2-DCE	Date	PCE	TCE	cis-1,2-DCE	Date	PCE	TCE	cis-1,2-DCE	Date	PCE	TCE	cis-1,2-DCE				
01/08/92	62.0	0.8	0.0	01/08/92	144.0	55.7	9.0	01/07/92	10.0	1.9	1.0	01/07/92	56.8	105.0	1.7	01/07/92	23.9	0.0	0.0	01/07/92	152.0	4.7	1.7	01/08/92	18.5	0.2	0.0				
06/04/98	0.0	0.0	0.0	06/10/98	71.6	51.7	0.0	11/16/95	1.4	4.0	0.0	06/10/98	24.3	42.6	0.0	12/09/98	0.0	0.0	0.0	12/23/98	0.0	0.0	0.0	12/23/98	0.0	0.0	0.0	12/23/98	0.0	0.0	0.0
09/17/01	0.0	0.0	0.0	05/11/00	59.4	60.6	0.0	08/18/97	1.3	3.0	0.0	05/11/00	13.0	0.0	0.0	09/28/01	0.0	0.0	0.0	09/28/01	37.0	16.0	1.0	09/26/01	0.0	0.0	0.0				
				09/17/01	10.0	11.0	0.0	07/09/98	1.2	2.4	0.0	09/10/01	10.0	17.0	0.4	03/04/15	0.0	0.0	0.0	03/04/15	8.9	0.4	0.0	05/21/03	0.0	0.0	0.0				
																								05/21/03	0.1	0.0	0.0				
																								08/13/03	1.0	0.0	0.0				
																								12/16/03	0.3	0.0	0.0				
																								05/07/04	0.0	0.0	0.0				
																								12/09/04	0.4	0.0	0.0				
																								05/17/05	2.0	0.0	0.0				
																								11/03/05	2.0	0.2	0.0				
																								05/31/06	0.0	0.0	0.0				
																								12/21/06	0.0	0.0	0.0				
																								12/19/08	0.0	0.0	0.0				
																								11/11/11	0.0	0.0	0.0				
																								03/03/15	0.0	0.0	0.0				
																								05/05/15	0.0	0.0	0.0				
																								09/07/17	0.0	0.0	0.0				
																								08/13/19	0.0	0.0	0.0				
Min	0.0	0.0	0.0	Min	10.0	11.0	0.0	Min	0.6	1.0	0.0	Min	10.0	0.0	0.0	Min	0.0	0.0	0.0	Min	0.0	0.0	0.0	Min	0.0	0.0	0.0				
Max	62.0	0.8	0.0	Max	144.0	60.6	9.0	Max	10.0	4.0	1.0	Max	56.8	105.0	1.7	Max	23.9	0.0	0.0	Max	152.0	16.0	1.7	Max	18.5	0.2	0.0				
Average	20.7	0.3	0.0	Average	71.3	44.8	2.3	Average	2.9	2.5	0.2	Average	26.0	41.2	0.5	Average	6.0	0.0	0.0	Average	49.5	5.3	0.7	Average	1.3	0.0	0.0				

MW15A				MW15B				GCP16S				GCP17S				GCP17D				GCP18S				GCP18D			
Date	PCE	TCE	cis-1,2-DCE	Date	PCE	TCE	cis-1,2-DCE	Date	PCE	TCE	cis-1,2-DCE	Date	PCE	TCE	cis-1,2-DCE	Date	PCE	TCE	cis-1,2-DCE	Date	PCE	TCE	cis-1,2-DCE	Date	PCE	TCE	cis-1,2-DCE
07/20/01	12.0	2.0	8.0	07/20/01	1,500.0	97.0	9.0	01/13/92	9.2	25.3	0.7	08/22/95	5,600.0	0.0	0.0	08/22/95	7,100.0	0.0	0.0	08/17/95	780.0	330.0	3700.0	08/17/95	4.2	0.0	4.2
09/26/01	5.0	0.6	0.4	09/26/01	88.0	9.0	0.8	04/26/94	0.0	0.0	0.0	06/18/96	2,000.0	34.0	0.0	09/09/98	53.0	1.0	0.0	06/18/96	850.0	260.0	2000.0	09/09/98	0.0	0.0	0.0
10/03/01	22.0	2.0	4.0	10/03/01	1,200.0	95.0	9.0	11/26/96	0.7	0.8	0.0	09/09/98	29,000.0	600.0	58.0	10/01/01	4.0	0.2	0.3	09/09/98	1100.0	280.0	6300.0	09/19/01	2.0	0.5	0.4
05/21/03	72.0	9.0	4.0	05/21/03	680.0	68.0	50.0	09/06/01	1.0	10.0	8.0	10/04/01	21.0	10.0	12.0	12/16/11	0.4	0.0	0.0	09/19/01	220.0	66.0	781.0	08/14/03	7.0	0.0	0.0
08/11/03	400.0	57.0	18.0	08/11/03	560.0	50.0	5.0									08/14/03	52.0	28.0	3200.0	12/18/03	5.0	0.0	0.0				
12/16/03	2.0	0.0	0.2	12/16/03	440.0	54.0	4.0									12/18/03	42.0	0.0	2300.0	05/10/04	1.0	0.0	0.0				
05/07/04	220.0	23.0	7.0	05/07/04	470.0	56.0	4.0									05/10/04	22.0	0.0	3100.0	12/08/04	0.3	0.0	0.0				
12/09/04	1,100.0	120.0	33.0	12/09/04	150.0	40.0	4.0									12/08/04	18.0	1.0	40.0	05/19/05	1.0	0.0	0.0				
05/17/05	1,400.0	180.0	54.0	05/17/05	310.0	54.0	5.0									05/19/05	0.0	0.0	2800.0	11/03/05	0.4	0.0	0.0				
11/02/05	2,000.0	240.0	69.0	11/02/05	250.0	39.0	3.0									11/03/05	120.0	76.0	550.0	06/07/06	2.3	0.0	0.0				
05/31/06	1,880.0	173.0	56.2	05/31/06	251.0	37.4	3.1									06/07/06	2.8	0.0	1.1	12/22/06	0.0	0.0	0.0				
12/21/06	2,390.0	182.0	78.8	12/21/06	293.0	37.7	3.1									12/22/06	69.8	4.5	178.0	12/18/08	0.7	0.0	0.0				
12/19/08	1,440.0	95.2	76.0	12/19/08	174.0	23.7	1.9									12/18/08	53.6	13.4	292.0	11/14/11	0.0	0.0	0.4				
11/11/11	1,120.0	51.9	50.3	11/11/11	185.0	15.0	2.0									11/14/11	2.0	0.0	0.8	05/07/15	0.0	0.0	0.0				
03/04/15	243.0	16.2	13.8	03/03/15	0.6	0.0	0.0									12/16/11	2.5	0.0	0.9	09/08/17	0.0	0.0	0.0				
05/05/15	399.0	21.8	21.9	05/05/15	67.4	4.6	0.5									05/07/15	1.5	0.6	6.1	08/16/19	0.0	0.0	0.0				
09/11/17	7.2	0.8	0.9	09/12/17	48.2	3.6	0.0									09/08/17	4.5	0.6	17.2								
08/13/19	27.7	3.3	3.8	08/13/19	0.0	0.0	0.0									08/16/19	1.5	0.8	2.6								
Min	2.0	0.0	0.2	Min	0.0	0.0	0.0	Min	0.0	0.0	0.0	Min	1.4	0.0	0.0	Min	0.4	0.0	0.0	Min	0.0	0.0	0.8	Min	0.0	0.0	0.0
Max	2,390.0	240.0	78.8	Max	1,500.0	97.0	50.0	Max	9.2	25.3	8.0	Max	29,000.0	600.0	58.0	Max	7,100.0	1.0	0.3	Max	1100.0	330.0	6300.0	Max	7.0	0.5	4.2
Average	707.8	65.4	27.7	Average	370.4	38.0	5.8	Average	2.7	9.0	2.2	Average	7,324.5	128.8	14.0	Average	1,789.4	0.3	0.1	Average	185.7	58.9	1403.9	Average	1.5	0.0	0.3

All values are in micrograms per liter (µg/l).
 0.0 = Not detected at or above the method detection limit.
 NA = Not analyzed.

Table 4
Summary of Historic Ground Water Monitoring Well Sample Results for Select Predominant Compounds
Fulton Avenue Superfund Site, Garden City Park, New York




GCP19S				MW20A				MW20B				MW20C				MW21A				MW21B				MW21C			
Date	PCE	TCE	cis-1,2-DCE	Date	PCE	TCE	cis-1,2-DCE	Date	PCE	TCE	cis-1,2-DCE	Date	PCE	TCE	cis-1,2-DCE	Date	PCE	TCE	cis-1,2-DCE	Date	PCE	TCE	cis-1,2-DCE	Date	PCE	TCE	cis-1,2-DCE
08/17/95	7,900.0	0.0	0.0	04/24/01	0.0	0.0	0.0	05/15/01	0.0	34.0	0.3	05/14/01	0.0	0.0	0.0	05/29/01	4.0	0.9	0.0	05/29/01	200.0	42.0	0.3	07/19/01	290.0	1.0	0.0
06/18/96	2,100.0	23.0	0.0	09/18/01	0.0	0.0	0.0	09/18/01	0.0	12.0	0.0	09/18/01	0.0	0.0	0.0	09/24/01	9.0	0.2	0.0	09/24/01	16.0	4.0	0.0	09/24/01	27.0	1.0	0.0
01/12/99	233.0	28.1	3.9	04/30/15	0.0	0.0	0.0	04/30/15	0.0	0.0	0.0	04/30/15	0.5	1.1	0.0	05/22/03	14.0	0.0	0.0	05/22/03	490.0	32.0	0.0	05/22/03	1,800.0	0.0	0.0
06/07/00	17.6	2.6	0.3	09/07/17	0.0	0.0	0.0	09/07/17	0.0	0.0	0.0	09/06/17	3.9	5.3	0.0	08/14/03	16.0	0.0	0.0	08/12/03	490.0	29.0	0.0	08/12/03	1,600.0	8.0	0.0
09/19/01	6.0	41.0	1.0	08/15/19	0.0	0.0	0.0	08/15/19	0.0	0.0	0.0	08/15/19	0.0	0.0	0.0	12/15/03	18.0	0.3	0.0	12/15/03	860.0	25.0	0.0	12/15/03	350.0	4.0	0.0
11/16/11	1.1	0.0	0.3													12/19/03	14.0	0.0	0.0	05/06/04	2,200.0	21.0	0.0	05/06/04	1,000.0	5.0	8.0
																05/06/04	8.0	0.0	0.0	12/07/04	1,500.0	37.0	0.0	12/07/04	1,200.0	9.0	0.0
																12/07/04	15.0	0.0	0.0	05/13/05	1,000.0	36.0	0.0	05/13/05	3,100.0	21.0	0.0
																11/01/05	12.0	0.0	0.0	11/01/05	1,000.0	43.0	4.0	11/01/05	260.0	9.0	9.0
																11/01/05	4.0	0.0	0.0	06/01/06	1,130.0	63.5	2.7	06/01/06	3,330.0	28.7	7.4
																12/20/06	10.3	0.0	0.0	12/20/06	1,640.0	100.0	6.8	12/20/06	2,410.0	32.4	18.0
																12/20/06	5.7	0.0	0.0	08/21/07	2,310.0	97.7	1.9	08/21/07	9.6	0.2	1.0
																08/21/07	9.3	0.0	0.0	12/15/08	2,370.0	164.0	9.0	12/15/08	2,820.0	53.1	9.4
																12/15/08	3.8	0.0	0.0	09/02/09	2,560.0	208.0	14.1	09/02/09	2,620.0	84.6	10.9
																09/02/09	1.9	0.0	0.0	01/05/10	1,670.0	193.0	21.1	01/05/10	422.0	25.5	12.3
																01/05/10	1.3	0.0	0.0	05/12/10	2,570.0	217.0	22.8	05/12/10	2,230.0	78.9	8.5
																05/12/10	0.8	0.0	0.0	10/29/10	2,380.0	208.0	24.8	10/29/10	454.0	12.4	4.0
																10/29/10	0.9	0.0	0.0	11/09/11	1,230.0	80.7	21.5	11/09/11	850.0	48.4	7.3
																11/09/11	0.8	0.0	0.0	03/05/15	1.5	1.1	0.5	03/05/15	1.3	0.0	0.0
																03/05/15	0.0	0.0	0.0	05/01/15	1,470.0	154.0	14.5	05/01/15	318.0	18.8	2.3
																05/01/15	0.5	0.0	0.0	09/12/17	975.0	158.0	10.1	09/12/17	181.0	14.3	2.3
																09/12/17	0.0	0.0	0.0	12/19/17	1,120.0	203.0	8.8	12/19/17	267.0	22.5	2.4
																12/19/17	0.0	0.0	0.0	03/09/18	3.9	0.8	0.0	03/09/18	202.0	19.4	2.5
																03/09/18	0.0	0.0	0.0	06/14/18	417.0	84.9	3.6	06/14/18	146.0	10.5	1.4
																06/14/18	0.0	0.0	0.0	09/14/18	118.0	41.4	2.5	09/14/18	23.5	4.2	1.5
																09/13/18	0.0	0.0	0.0	03/05/19	21.1	8.6	0.5	03/07/19	16.7	4.1	3.1
																03/04/19	0.0	0.0	0.0	08/14/19	4.1	0.8	0.0	08/14/19	14.2	4.5	26.8
																08/14/19	0.0	0.0	0.0	02/28/20	249.0	109.0	0.0	02/28/20	20.4	6.5	31.8
																02/28/20	0.0	0.0	0.0								
Min	1.1	0.0	0.0	Min	0.0	0.0	0.0	Min	0.0	0.0	0.0	Min	0.0	0.0	0.0	Min	0.0	0.0	0.0	Min	1.5	0.8	0.0	Min	1.3	0.0	0.0
Max	7,900.0	41.0	3.9	Max	0.0	0.0	0.0	Max	0.0	34.0	0.3	Max	3.9	5.3	0.0	Max	18.0	0.9	0.0	Max	2,570.0	217.0	24.8	Max	3,330.0	84.6	31.8
Average	1,709.6	15.8	0.9	Average	0.0	0.0	0.0	Average	0.0	9.2	0.1	Average	0.9	1.3	0.0	Average	5.1	0.0	0.0	Average	1,071.3	84.4	6.1	Average	927.2	18.8	6.1

MW21D				MW22A				MW22B				MW22C				MW23A				MW23B				MW23C			
Date	PCE	TCE	cis-1,2-DCE	Date	PCE	TCE	cis-1,2-DCE	Date	PCE	TCE	cis-1,2-DCE	Date	PCE	TCE	cis-1,2-DCE	Date	PCE	TCE	cis-1,2-DCE	Date	PCE	TCE	cis-1,2-DCE	Date	PCE	TCE	cis-1,2-DCE
11/05/17	115.0	2.8	0.0	05/15/01	1.0	0.0	0.0	05/16/01	1.0	0.0	0.0	05/16/01	0.4	0.0	0.0	04/24/01	0.4	2.0	0.0	04/24/01	23.0	210.0	0.0	07/23/01	15.0	35.0	0.5
12/15/17	188.0	7.7	0.6	09/21/01	3.0	0.0	0.0	09/21/01	0.6	0.0	0.0	09/21/01	0.5	0.4	0.0	09/20/01	0.7	0.0	0.0	09/20/01	3.0	21.0	0.2	09/20/01	3.0	4.0	0.0
03/09/18	11.4	0.0	0.0	05/08/15	0.7	0.0	0.0	10/04/01	0.9	0.0	0.0	05/04/15	0.2	0.0	0.0	05/05/04	0.0	6.0	0.0	12/13/04	8.0	79.0	0.0	05/05/04	38.0	240.0	4.0
06/15/18	304.0	14.4	1.0	09/06/17	0.0	0.0	0.0	05/04/15	0.0	0.0	0.0	09/06/17	0.0	0.0	0.0	12/06/04	0.0	0.0	0.0	12/06/04	30.0	160.0	1.0	12/06/04	30.0	160.0	1.0
09/13/18	37.5	6.8	0.8	08/13/19	0.0	0.0	0.0	09/06/17	0.0	0.0	0.0	08/13/19	0.0	0.0	0.0	05/18/05	2.0	9.0	0.0	05/18/05	12.0	170.0	0.0	05/18/05	39.0	290.0	2.0
03/07/19	28.4	2.8	0.0													11/02/05	12.0	170.0	0.0	11/02/05	12.0	170.0	0.0	10/31/05	28.0	130.0	1.0
08/14/19	6.9	0.8	0.0													06/06/06	12.3	191.0	0.4	06/06/06	12.3	191.0	0.4	06/06/06	21.1	120.0	1.0
02/28/20	15.0	1.6	0.0													12/20/06	12.3	179.0	0.4	12/20/06	11.3	102.0	0.0	12/19/06	37.3	183.0	1.3
																08/22/07	0.0	5.7	0.0	12/22/08	8.4	137.0	0.3	08/22/07	49.3	204.0	1.1
																12/22/08	0.0	0.5	0.0	11/10/11	6.0	96.9	0.5	12/22/08	20.7	150.0	0.8
																11/10/11	0.0	0.0	0.0	11/10/11	6.2	89.3	0.8	11/10/11	6.2	89.3	0.8
																04/30/15	0.0	0.3	0.0	09/08/17	3.0	30.8	0.0	04/30/15	4.8	39.6	0.5
																09/08/17	0.0	3.0	0.0	09/08/17	0.7	5.9	0.0	09/08/17	0.7	5.9	0.0
																08/22/19	0.0	1.5	0.0	08/22/19	4.5	30.3	0.0	08/22/19	0.0	2.3	0.0
Min	6.9	0.0	0.0	Min	0.0	0.0	0.0	Min	0.0	0.0	0.0	Min	0.0	0.0	0.0	Min	0.0	0.0	0.0	Min	2.0	11.0	0.0	Min	0.0	2.3	0.0
Max	304.0	14.4	1.0	Max	3.0	0.0	0.0	Max	1.0	0.0	0.0	Max	0.5	0.4	0.0	Max	2.0	9.0	0.0	Max	23.0	210.0	2.0	Max	49.3	290.0	4.0
Average	88.3	4.6	0.3	Average	0.9	0.0	0.0	Average	0.4	0.0	0.0	Average	0.2	0.1	0.0	Average	0.2	3.0	0.0	Average	8.4	99.6	0.3	Average	20.9	118.1	1.0

All values are in micrograms per liter (µg/l).
 0.0 = Not detected at or above the method detection limit.
 NA = Not analyzed.

Table 4
Summary of Historic Ground Water Monitoring Well Sample Results for Select Predominant Compounds
Fulton Avenue Superfund Site, Garden City Park, New York




MW23D				MW24A				MW24B				MW25A				M5				M6				MW26A							
Date	PCE	TCE	cis-1,2-DCE	Date	PCE	TCE	cis-1,2-DCE	Date	PCE	TCE	cis-1,2-DCE	Date	PCE	TCE	cis-1,2-DCE	Date	PCE	TCE	cis-1,2-DCE	Date	PCE	TCE	cis-1,2-DCE	Date	PCE	TCE	cis-1,2-DCE	Date	PCE	TCE	cis-1,2-DCE
07/23/01	0.5	10.0	0.0	08/13/01	24.0	39.0	0.6	08/14/01	5.0	6.0	0.0	07/19/01	77.0	96.0	2.0	05/22/89	0.0	0.0	0.0	05/22/89	24.4	89.4	0.0	05/04/04	0.0	0.0	0.0				
09/20/01	0.0	0.4	0.0	09/25/01	0.5	0.2	0.0	09/25/01	21.0	39.0	0.6	09/27/01	62.0	82.0	2.0	06/16/89	0.0	0.7	0.0	06/16/89	33.2	88.3	0.0	12/03/04	0.0	0.0	0.0				
05/05/04	2.0	8.0	0.0	05/01/15	12.1	81.2	1.3	05/01/15	4.8	5.8	0.2	05/06/15	13.9	19.3	1.5	07/11/90	0.0	0.0	0.0	07/11/90	41.4	99.0	0.6	05/16/05	0.0	0.0	0.0				
12/06/04	0.4	3.0	0.0																08/20/90	70.6	119.0	1.9	10/31/05	0.0	0.0	0.0					
05/18/05	2.0	8.0	0.0																04/18/91	37.7	93.7	0.0	06/05/06	0.0	0.0	0.0					
11/02/05	0.0	0.0	0.0																05/20/92	0.0	0.0	0.0	12/18/06	0.0	0.0	0.0					
06/06/06	10.5	62.9	0.0																07/06/93	0.0	0.0	0.0	08/20/07	0.0	0.0	0.0					
12/19/06	9.9	51.1	0.4																08/12/94	0.0	0.0	0.0	12/17/08	0.0	0.0	0.0					
08/22/07	1.5	10.5	0.0																02/06/97	0.0	0.0	0.0	08/31/09	0.0	0.0	0.0					
12/22/08	6.8	73.2	0.4																06/03/98	0.0	0.0	0.0	01/07/10	0.0	0.0	0.0					
11/10/11	9.7	92.0	0.8																09/27/01	0.0	0.0	0.0	05/10/10	0.0	0.0	0.0					
05/04/15	9.4	84.1	0.5																05/05/15	0.3	0.0	0.0	11/07/11	0.0	0.0	0.0					
09/08/17	5.2	93.9	0.0																				10/03/17	0.0	0.0	0.0					
08/22/19	9.3	36.1	0.0																				12/18/17	0.0	0.0	0.0					
Min	0.0	0.0	0.0	Min	0.5	0.2	0.0	Min	4.8	5.8	0.0	Min	13.9	19.3	1.5	Min	0.0	0.0	0.0	Min	0.0	0.0	0.0	Min	0.0	0.0	0.0				
Max	10.5	93.9	0.8	Max	24.0	81.2	1.3	Max	21.0	39.0	0.6	Max	77.0	96.0	2.0	Max	0.3	0.7	0.0	Max	70.6	261.0	1.9	Max	0.0	0.0	0.0				
Average	4.8	38.1	0.1	Average	12.2	40.1	0.6	Average	10.3	16.9	0.3	Average	51.0	65.8	1.8	Average	0.0	0.1	0.0	Average	28.7	79.3	0.5	Average	0.0	0.0	0.0				

MW26B				MW26C				MW26D				MW26E				MW26F				MW26G				MW26H							
Date	PCE	TCE	cis-1,2-DCE	Date	PCE	TCE	cis-1,2-DCE	Date	PCE	TCE	cis-1,2-DCE	Date	PCE	TCE	cis-1,2-DCE	Date	PCE	TCE	cis-1,2-DCE	Date	PCE	TCE	cis-1,2-DCE	Date	PCE	TCE	cis-1,2-DCE	Date	PCE	TCE	cis-1,2-DCE
05/04/04	0.0	0.0	0.0	05/04/04	0.0	0.0	0.0	05/04/04	0.0	0.0	0.0	05/03/04	0.0	0.0	0.0	05/03/04	0.0	0.0	0.0	05/03/04	5.0	30.0	0.0	05/03/04	0.0	0.0	0.0				
12/03/04	0.0	0.0	0.0	12/03/04	0.0	0.0	0.0	12/03/04	0.0	0.0	0.0	12/03/04	0.0	0.0	0.0	12/03/04	0.4	4.0	0.6	12/03/04	5.0	35.0	0.4	12/03/04	0.0	0.0	0.0				
05/16/05	0.0	0.0	0.0	05/16/05	0.0	0.0	0.0	05/16/05	0.0	0.0	0.0	05/16/05	0.0	0.0	0.0	05/16/05	0.9	10.0	1.0	05/16/05	9.0	72.0	0.8	05/16/05	0.0	0.0	0.0				
10/31/05	0.0	0.0	0.0	10/31/05	0.0	0.0	0.0	10/31/05	0.0	0.0	0.0	10/31/05	0.0	0.0	0.0	10/31/05	1.0	10.0	0.8	10/31/05	6.0	42.0	0.4	10/31/05	0.0	0.0	0.0				
06/05/06	0.0	0.0	0.0	06/05/06	0.0	0.0	0.0	06/05/06	0.0	0.0	0.0	06/05/06	0.0	0.9	0.0	06/05/06	4.3	32.8	2.4	06/05/06	8.4	53.2	0.6	06/05/06	0.0	0.0	0.0				
12/18/06	0.0	0.0	0.0	12/18/06	0.0	0.0	0.0	12/18/06	0.0	0.0	0.0	12/18/06	0.0	0.0	0.0	12/18/06	3.5	23.5	1.4	12/18/06	4.9	31.7	0.0	12/18/06	0.0	0.0	0.0				
08/20/07	0.0	0.0	0.0	08/20/07	0.0	0.0	0.0	08/20/07	0.0	0.0	0.0	08/20/07	0.0	0.9	0.0	08/20/07	0.4	0.0	1.1	08/20/07	0.5	4.2	0.0	08/20/07	0.0	0.0	0.0				
12/17/08	0.0	0.0	0.0	12/17/08	0.0	0.0	0.0	12/17/08	1.0	0.0	0.0	12/17/08	0.0	0.9	0.0	12/17/08	0.6	4.6	0.9	12/17/08	2.2	15.1	0.3	12/17/08	0.0	0.0	0.0				
08/31/09	0.0	0.0	0.0	08/31/09	0.0	0.0	0.0	08/31/09	0.5	0.0	0.0	08/31/09	0.6	2.2	0.0	08/31/09	0.6	3.4	0.7	08/31/09	5.1	21.2	0.9	08/31/09	0.0	0.0	0.0				
01/07/10	0.0	0.0	0.0	01/07/10	0.0	0.0	0.0	01/07/10	0.0	0.6	0.0	01/07/10	2.0	4.4	0.0	01/07/10	0.0	2.5	1.5	01/07/10	6.1	21.6	1.4	01/07/10	0.0	0.6	0.0				
05/10/10	0.0	0.0	0.0	05/10/10	0.0	0.0	0.0	05/10/10	0.0	1.6	0.0	05/10/10	3.8	7.7	0.0	05/10/10	0.4	3.0	0.0	05/10/10	7.0	19.9	1.9	05/10/10	0.0	1.7	0.0				
11/07/11	0.0	0.0	0.0	11/07/11	0.0	0.0	0.0	11/07/11	0.5	0.3	0.0	11/07/11	12.5	7.0	2.2	11/07/11	4.7	3.9	3.1	11/07/11	11.7	24.3	3.8	11/07/11	0.5	9.9	0.5				
05/06/15	0.4	0.0	0.0	05/06/15	0.4	0.0	0.0	03/09/15	3.5	0.7	0.2	03/09/15	24.1	8.3	1.8	03/09/15	42.0	16.3	6.0	03/09/15	13.1	34.9	1.2	03/09/15	1.9	22.7	0.2				
10/03/17	0.8	0.0	0.0	10/02/17	0.0	0.0	0.0	05/06/15	2.3	0.6	0.5	05/06/15	15.1	7.4	2.1	05/06/15	30.9	12.5	7.6	05/06/15	8.4	37.7	1.2	05/06/15	1.5	18.2	0.3				
12/18/17	0.8	0.0	0.0	12/18/17	0.7	0.0	0.0	10/02/17	6.3	1.3	0.0	10/02/17	10.5	12.2	2.6	10/02/17	27.7	12.6	5.2	10/02/17	10.7	37.2	0.6	10/02/17	1.9	25.5	0.0				
03/08/18	0.9	0.0	0.0	03/08/18	0.6	0.0	0.0	12/18/17	7.5	1.1	0.0	12/18/17	4.2	11.9	2.7	12/18/17	26.2	13.5	7.2	12/18/17	9.0	34.1	0.0	12/18/17	1.7	24.9	0.0				
06/13/18	0.9	0.0	0.0	06/13/18	0.0	0.0	0.0	03/08/18	9.1	1.2	0.0	03/08/18	1.1	9.2	2.3	03/08/18	25.2	12.9	5.3	03/08/18	8.6	24.8	0.0	03/08/18	1.7	22.1	0.0				
09/11/18	0.0	0.0	0.0	09/11/18	0.0	0.0	0.0	06/13/18	6.5	1.4	0.0	06/13/18	0.6	2.1	1.0	06/13/18	25.3	13.9	4.9	06/13/18	7.1	27.0	0.0	06/13/18	1.7	22.1	0.0				
03/06/19	1.1	0.0	0.0	03/06/19	0.0	0.0	0.0	09/11/18	18.7	2.9	0.0	09/11/18	0.9	9.4	1.8	09/11/18	19.8	15.5	7.4	09/11/18	5.8	25.5	0.0	09/11/18	1.7	20.6	0.0				
08/19/19	0.0	0.0	0.0	08/19/19	0.0	0.0	0.0	03/06/19	28.8	3.8	0.8	03/06/19	1.1	11.6	2.9	03/06/19	7.6	11.4	8.3	03/06/19	6.2	30.3	0.0	03/06/19	1.6	15.8	0.0				
02/27/20	1.1	0.0	0.0	02/27/20	0.0	0.0	0.0	08/19/19	24.9	4.2	2.1	08/19/19	0.0	11.1	4.0	08/19/19	10.9	16.1	4.8	08/19/19	5.1	26.9	0.0	08/19/19	1.1	13.2	0.0				
								02/27/20	20.1	4.5	5.7	02/27/20	0.0	9.4	3.6	02/27/20	10.2	17.7	3.5	02/27/20	5.0	26.5	0.0	02/27/20	5.0	26.5	0.0				
Min	0.0	0.0	0.0	Min	0.0	0.0	0.0	Min	0.0	0.0	0.0	Min	0.0	0.0	0.0	Min	0.0	0.0	0.0	Min	0.5	4.2	0.0	Min	0.0	0.0	0.0				
Max	0.0	0.0	0.0	Max	0.7	0.0	0.0	Max	28.8	4.5	5.7	Max	24.1	12.2	4.0	Max	42.0	32.8	8.3	Max	13.1	72.0	3.8	Max	5.0	26.5	0.5				
Average	0.0	0.0	0.0	Average	0.1	0.0	0.0	Average	5.9	1.1	0.4	Average	3.5	5.3	1.2	Average	11.0	10.9	3.4	Average	6.8	30.7	0.6	Average	0.9	10.2	0.0				

All values are in micrograms per liter (µg/l).
 0.0 = Not detected at or above the method detection limit.
 NA = Not analyzed.

Table 4
Summary of Historic Ground Water Monitoring Well Sample Results for Select Predominant Compounds
Fulton Avenue Superfund Site, Garden City Park, New York




MW27A				MW27B				MW27C				MW27D				MW27E				MW27F				MW27G			
Date	PCE	TCE	cis-1,2-DCE	Date	PCE	TCE	cis-1,2-DCE	Date	PCE	TCE	cis-1,2-DCE	Date	PCE	TCE	cis-1,2-DCE	Date	PCE	TCE	cis-1,2-DCE	Date	PCE	TCE	cis-1,2-DCE	Date	PCE	TCE	cis-1,2-DCE
05/03/04	0.0	0.0	0.0	05/03/04	0.0	0.0	0.0	05/03/04	0.0	0.0	0.0	05/03/04	0.0	0.0	0.0	05/03/04	0.0	0.0	0.0	05/03/04	0.0	0.0	0.0	05/03/04	0.0	0.0	0.0
12/02/04	0.0	0.0	0.0	12/02/04	0.0	0.0	0.0	12/02/04	0.0	0.0	0.0	12/02/04	0.0	0.0	0.0	12/02/04	0.0	0.0	0.0	12/02/04	0.0	0.0	0.0	12/02/04	0.0	0.0	0.0
05/12/05	0.0	0.0	0.0	05/12/05	0.0	0.0	0.0	05/12/05	0.0	0.0	0.0	05/12/05	0.0	0.0	0.0	05/12/05	0.0	0.0	0.0	05/12/05	0.0	0.0	0.0	05/12/05	0.0	0.0	0.0
11/01/05	0.0	0.0	0.0	11/1/2005	0.0	0.0	0.0	11/1/2005	0.0	0.0	0.0	11/1/2005	0.0	0.0	0.0	11/1/2005	0.0	0.0	0.0	11/1/2005	0.0	0.0	0.0	11/1/2005	0.0	0.4	0.0
06/02/06	0.0	0.0	0.0	06/02/06	0.0	0.0	0.0	06/02/06	0.0	0.0	0.0	06/02/06	0.0	0.0	0.0	06/02/06	0.0	0.0	0.0	06/02/06	0.0	0.0	0.0	06/02/06	0.0	0.0	0.0
12/15/06	0.0	0.0	0.0	12/15/06	0.0	0.0	0.0	12/15/06	0.0	0.0	0.0	12/15/06	0.0	0.0	0.0	12/15/06	0.0	0.0	0.0	12/15/06	0.0	0.0	0.0	12/15/06	0.0	1.8	0.0
08/23/07	0.0	0.0	0.0	08/23/07	0.0	0.0	0.0	08/23/07	0.0	0.0	0.0	08/23/07	0.0	0.0	0.0	08/23/07	0.0	0.0	0.0	08/23/07	0.0	0.0	0.0	08/23/07	0.0	0.0	0.0
12/16/08	0.0	0.0	0.0	12/16/08	0.0	0.0	0.0	12/16/08	0.0	0.0	0.0	12/16/08	0.0	0.0	0.0	12/16/08	0.0	0.0	0.0	12/16/08	0.0	0.0	0.0	12/16/08	0.4	4.2	0.0
09/01/09	0.0	0.0	0.0	09/01/09	0.0	0.0	0.0	09/01/09	0.0	0.0	0.0	09/01/09	0.0	0.0	0.0	09/01/09	0.0	0.0	0.0	09/01/09	0.0	0.0	0.0	09/01/09	1.0	8.4	0.0
01/06/10	0.0	0.0	0.0	01/06/10	0.0	0.0	0.0	01/06/10	0.0	0.0	0.0	01/06/10	0.0	0.0	0.0	01/06/10	0.0	0.0	0.0	01/06/10	0.0	0.0	0.0	01/06/10	0.0	4.1	0.0
05/11/10	0.0	0.0	0.0	05/11/10	0.0	0.0	0.0	05/11/10	0.0	0.0	0.0	05/11/10	0.0	0.0	0.0	05/11/10	0.0	0.0	0.0	05/11/10	0.0	0.0	0.0	05/11/10	0.0	1.9	0.0
11/07/11	0.0	0.0	0.0	12/20/11	0.0	0.0	0.0	12/20/11	0.0	0.0	0.0	11/08/11	0.0	0.0	0.0	11/08/11	0.0	0.0	0.0	11/08/11	0.0	0.0	0.0	11/08/11	0.3	2.5	0.0
05/07/15	0.0	0.0	0.0	05/07/15	0.0	0.0	0.0	05/07/15	0.0	0.0	0.0	05/07/15	0.0	0.0	0.0	05/07/15	0.0	0.0	0.0	05/07/15	0.0	0.0	0.0	03/09/15	1.5	2.5	0.0
09/13/17	0.0	0.0	0.0	09/13/17	0.0	0.0	0.0	10/03/17	0.0	0.0	0.0	09/13/17	0.0	0.0	0.0	10/03/17	0.0	0.0	0.0	09/13/17	0.0	0.0	0.0	05/07/15	1.0	1.1	0.0
12/20/17	0.0	0.0	0.0	12/20/17	0.0	0.0	0.0	12/20/17	0.0	0.0	0.0	12/20/17	0.0	0.0	0.0	12/20/17	0.0	0.0	0.0	12/20/17	0.0	0.0	0.0	09/13/17	3.5	1.7	0.0
03/05/18	0.0	0.0	0.0	03/05/18	0.0	0.0	0.0	03/05/18	0.0	0.0	0.0	03/05/18	0.0	0.0	0.0	03/05/18	0.0	0.0	0.0	12/20/17	0.0	0.0	0.0	12/20/17	3.8	2.0	0.0
06/11/18	0.0	0.0	0.0	06/11/18	0.0	0.0	0.0	06/11/18	0.0	0.0	0.0	06/11/18	0.0	0.0	0.0	06/11/18	0.0	0.0	0.0	06/11/18	0.0	0.0	0.0	03/05/18	2.8	1.4	0.0
09/11/18	0.0	0.0	0.0	09/11/18	0.0	0.0	0.0	09/11/18	0.0	0.0	0.0	09/11/18	0.0	0.0	0.0	09/11/18	0.0	0.0	0.0	09/10/18	0.0	0.0	0.0	06/11/18	1.9	0.9	0.0
03/05/19	0.0	0.0	0.0	03/05/19	0.0	0.0	0.0	03/05/19	0.0	0.0	0.0	03/05/19	0.0	0.0	0.0	03/05/19	0.0	0.0	0.0	03/05/19	0.0	0.0	0.0	09/10/18	7.2	3.1	0.6
08/21/19	0.0	0.0	0.0	08/21/19	0.0	0.0	0.0	08/21/19	0.0	0.0	0.0	08/21/19	0.0	0.0	0.0	08/21/19	0.0	0.0	0.0	08/21/19	0.0	0.0	0.0	03/05/19	2.9	0.9	0.0
02/26/20	0.0	0.0	0.0	02/26/20	0.0	0.0	0.0	02/26/20	0.0	0.0	0.0	02/26/20	0.0	0.0	0.0	02/26/20	0.0	0.0	0.0	02/26/20	0.0	0.0	0.0	08/21/19	8.2	2.3	0.5
																				02/26/20	5.3	1.2	0.0				
Min	0.0	0.0	0.0	Min	0.0	0.0	0.0	Min	0.0	0.0	0.0	Min	0.0	0.0	0.0	Min	0.0	0.0	0.0	Min	0.0	0.0	0.0	Min	0.0	0.0	0.0
Max	0.0	0.0	0.0	Max	0.0	0.0	0.0	Max	0.0	0.0	0.0	Max	0.0	0.0	0.0	Max	0.0	0.0	0.0	Max	0.0	0.0	0.0	Max	8.2	8.4	0.6
Average	0.0	0.0	0.0	Average	0.0	0.0	0.0	Average	0.0	0.0	0.0	Average	0.0	0.0	0.0	Average	0.0	0.0	0.0	Average	0.0	0.0	0.0	Average	1.8	1.8	0.1

MW27H				MW28A				MW28B				MW28C				MW28D				MW28E				MW28F			
Date	PCE	TCE	cis-1,2-DCE	Date	PCE	TCE	cis-1,2-DCE	Date	PCE	TCE	cis-1,2-DCE	Date	PCE	TCE	cis-1,2-DCE	Date	PCE	TCE	cis-1,2-DCE	Date	PCE	TCE	cis-1,2-DCE	Date	PCE	TCE	cis-1,2-DCE
05/03/04	0.0	0.0	0.0	09/14/17	0.0	0.0	0.0	09/14/17	0.0	0.0	0.0	09/14/17	0.0	0.0	0.0	09/14/17	0.5	0.0	0.0	09/14/17	0.0	0.0	0.0	09/14/17	0.0	0.0	0.0
12/02/04	0.0	0.0	0.0	12/21/17	0.0	0.0	0.0	12/21/17	0.0	0.0	0.0	12/21/17	0.0	0.0	0.0	12/21/17	1.1	0.0	0.0	12/21/17	1.2	0.0	0.0	12/21/17	1.0	0.0	0.0
05/12/05	0.0	0.0	0.0	03/06/18	0.0	0.0	0.0	03/06/18	0.0	0.0	0.0	03/06/18	0.0	0.0	0.0	03/06/18	0.9	0.0	0.0	03/06/18	0.8	0.0	0.0	03/06/18	1.3	0.0	0.0
11/1/2005	0.0	0.0	0.0	06/12/18	0.0	0.0	0.0	06/12/18	0.0	0.0	0.0	06/12/18	0.0	0.0	0.0	06/12/18	0.8	0.0	0.0	06/12/18	0.0	0.0	0.0	06/12/18	0.0	0.0	0.0
06/02/06	0.0	0.0	0.0	09/17/18	0.0	0.0	0.0	09/17/18	0.0	0.0	0.0	09/17/18	0.0	0.0	0.0	09/17/18	0.0	0.0	0.0	09/17/18	0.0	0.0	0.0	09/17/18	1.0	0.0	0.0
12/15/06	0.0	0.0	0.0	03/14/19	0.0	0.0	0.0	03/14/19	0.0	0.0	0.0	03/14/19	0.0	0.0	0.0	03/14/19	0.0	0.0	0.0	03/14/19	0.0	0.0	0.0	03/14/19	1.5	0.0	0.0
08/23/07	0.0	0.0	0.0	08/19/19	0.0	0.0	0.0	08/19/19	0.0	0.0	0.0	08/19/19	0.0	0.0	0.0	08/19/19	0.0	0.0	0.0	08/19/19	0.0	0.0	0.0	08/19/19	1.0	0.0	0.0
12/16/08	0.0	0.0	0.0	02/25/20	0.0	0.0	0.0	02/25/20	0.0	0.0	0.0	02/25/20	0.0	0.0	0.0	02/25/20	0.0	0.0	0.0	02/25/20	0.0	0.0	0.0	02/25/20	0.0	0.0	0.0
09/01/09	0.0	0.0	0.0																								
01/06/10	0.0	0.0	0.0																								
05/11/10	0.0	0.0	0.0																								
11/08/11	0.0	1.0	0.0																								
03/09/15	0.3	1.5	0.7																								
05/07/15	0.0	0.6	1.6																								
09/13/17	0.0	1.8	6.8																								
12/20/17	0.0	0.0	6.5																								
03/05/18	0.0	0.3	6.5																								
06/11/18	0.0	0.5	6.2																								
09/10/18	0.0	1.1	7.7																								
03/05/19	0.0	0.0	7.2																								
08/21/19	0.0	0.0	5.8																								
02/26/20	0.0	0.7	6.4																								
Min	0.0	0.0	0.0	Min	0.0	0.0	0.0	Min	0.0	0.0	0.0	Min	0.0	0.0	0.0	Min	0.0	0.0	0.0	Min	0.0	0.0	0.0	Min	0.0	0.0	0.0
Max	0.3	1.8	7.7	Max	0.0	0.0	0.0	Max	0.0	0.0	0.0	Max	0.0	0.0	0.0	Max	1.1	0.0	0.0	Max	1.2	0.0	0.0	Max	1.5	0.0	0.0
Average	0.0	0.3	2.5	Average	0.0	0.0	0.0	Average	0.0	0.0	0.0	Average	0.0	0.0	0.0	Average	0.4	0.0	0.0	Average	0.2	0.0	0.0	Average	0.7	0.0	0.0

All values are in micrograms per liter (µg/l).
 0.0 = Not detected at or above the method detection limit.
 NA = Not analyzed.

Table 4
Summary of Historic Ground Water Monitoring Well Sample Results for Select Predominant Compounds
Fulton Avenue Superfund Site, Garden City Park, New York



MW28G				MW28H				E9B				M51				M52				N-02227				VOW1D							
Date	PCE	TCE	cis-1,2-DCE	Date	PCE	TCE	cis-1,2-DCE	Date	PCE	TCE	cis-1,2-DCE	Date	PCE	TCE	cis-1,2-DCE	Date	PCE	TCE	cis-1,2-DCE	Date	PCE	TCE	cis-1,2-DCE	Date	PCE	TCE	cis-1,2-DCE				
09/14/17	0.0	0.0	0.0	09/14/17	0.0	0.0	0.0	07/17/86	20.4	36.3	0.0	10/22/93	0.0	4.6	0.0	10/22/93	0.0	0.0	0.0	09/17/01	10.0	4.0	0.1	4/26/99	111.0	7.0	0.0				
12/21/17	0.8	0.0	0.0	12/21/17	0.5	0.0	0.0	02/04/87	15.3	18.1	0.0	08/15/94	0.2	12.2	0.5	08/15/94	2.9	0.0	1.1					7/14/99	47.6	8.1	0.0				
03/06/18	0.6	0.0	0.0	03/06/18	0.7	0.0	0.0	07/29/88	0.0	0.0	0.0	03/03/99	0.0	7.5	0.0	02/26/97	1.9	0.0	0.0					10/26/99	0.5	0.0	0.0				
06/12/18	1.2	0.0	0.0	06/12/18	0.9	0.0	0.0	07/21/89	8.0	0.0	0.0	09/25/01	0.0	6.0	0.0	09/25/01	0.7	0.3	0.0					6/7/00	0.7	0.0	0.0				
09/17/18	0.0	0.0	0.0	09/17/18	0.0	0.0	0.0	10/13/89	1.8	0.4	0.0													3/19/01	0.0	0.0	0.0				
03/14/19	0.0	0.0	0.0	03/14/19	0.0	0.0	0.0	06/21/90	3.1	1.5	0.0													6/14/01	0.0	0.0	0.0				
08/19/19	0.0	0.0	0.0	08/19/19	0.0	0.0	0.0	06/24/91	0.0	0.0	0.0													11/15/11	1.6	0.0	0.0				
02/25/20	0.0	0.0	0.0	02/25/20	0.0	0.0	0.0	01/09/92	14.4	1.1	0.0																				
								01/08/93	2.9	1.3	0.0																				
								07/28/94	1.8	0.4	0.0																				
								02/26/97	3.2	0.0	0.0																				
								09/12/01	2.0	0.4	0.4																				
Min	0.0	0.0	0.0	Min	0.0	0.0	0.0	Min	0.0	0.0	0.0	Min	0.0	4.6	0.0	Min	0.0	0.0	0.0	Min	10.0	4.0	0.1	Min	0.0	0.0	0.0	Min	0.0	0.0	0.0
Max	1.2	0.0	0.0	Max	0.9	0.0	0.0	Max	20.4	36.3	0.4	Max	0.2	12.2	0.5	Max	2.9	0.3	1.1	Max	10.0	4.0	0.1	Max	111.0	8.1	0.0	Max	22,200.0	2,410.0	50.1
Average	0.3	0.0	0.0	Average	0.3	0.0	0.0	Average	6.1	5.0	0.0	Average	0.1	7.6	0.1	Average	1.4	0.1	0.3	Average	10.0	4.0	0.1	Average	23.1	2.2	0.0	Average	3,867.1	390.6	10.5

VOW3D				VOW4D				VEW1			
Date	PCE	TCE	cis-1,2-DCE	Date	PCE	TCE	cis-1,2-DCE	Date	PCE	TCE	cis-1,2-DCE
4/26/99	22,200.0	224.0	1.6	4/26/99	53,700.0	0.0	0.0	11/15/11	2.5	0.3	0.0
7/14/99	11,700.0	2,410.0	0.0	7/14/99	36,700.0	1,040.0	0.0	12/16/11	3.1	0.5	0.0
10/26/99	705.0	745.0	50.1	10/26/99	6,800.0	2,600.0	401.0				
6/7/00	99.1	87.7	12.7	1/24/00	2,140.0	4,380.0	1,290.0				
9/29/00	27.8	26.7	1.0	6/7/00	897.0	3,540.0	2,373.7				
3/19/01	64.2	18.9	28.8	9/29/00	134.0	928.0	1,562.0				
6/14/01	4.9	3.3	0.0	1/3/01	55.8	929.0	1,569.8				
11/15/11	1.6	0.0	0.0	3/19/01	0.0	117.0	13,243.7				
12/16/11	1.2	0.0	0.0	6/14/01	1.6	2.5	19.4				
				9/6/01	6.3	10.0	5.0				
				11/15/11	2.9	0.4	0.0				
				12/16/11	1.8	0.4	0.0				
				12/16/11	1.9	0.4	0.0				
Min	1.2	0.0	0.0	Min	0.0	0.0	0.0	Min	2.5	0.3	0.0
Max	22,200.0	2,410.0	50.1	Max	53,700.0	4,380.0	13,243.7	Max	3.1	0.5	0.0
Average	3,867.1	390.6	10.5	Average	7,726.3	1,042.1	1,574.2	Average	2.8	0.4	0.0

All values are in micrograms per liter (µg/l).
 0.0 = Not detected at or above the method detection limit.
 NA = Not analyzed.



ATTACHMENT 1

***DATA USABILITY SUMMARY REPORT FOR FEBRUARY 2020 GROUNDWATER
MONITORING SAMPLES***

SELECT VOC CONCENTRATION VERSUS TIME PLOTS FOR EACH WELL

DATA USABILITY SUMMARY REPORT (DUSR)

Site: Fulton Avenue Site, Garden City Park, New York

Laboratory: SGS Dayton, New Jersey

SGS Job ID: JD3681, JD3743, JD3807, and JD3899

Date: April 7, 2020

EDS Sample ID	Client Sample ID	Laboratory Sample ID	Matrix
1	MW28H-490.5-022520	JD3681-1	Aqueous
2	FB-022520	JD3681-2	QC
3	TB-022520	JD3681-3	QC
4	MW28F-403.5-022520	JD3681-4	Aqueous
5	MW28G-439-022520	JD3681-5	Aqueous
6	MW28D-345.5-022520	JD3681-6	Aqueous
7	MW28E-367-022520	JD3681-7	Aqueous
8	MW28B-219.5-022520	JD3681-8	Aqueous
9	MW28C-317-022520	JD3681-9	Aqueous
10	MW28A-97-022520	JD3681-10	Aqueous
10 MS	MW28A-97-022520(MS)	JD3681-10S	Aqueous
10 MSD	MW28A-97-022520(MSD)	JD3681-10D	Aqueous
11	FB-022620	JD3743-1	QC
12	TB-022620	JD3743-2	QC
13	MW27G-443-022620	JD3743-3	Aqueous
14	MW27H-476.5-022620	JD3743-4	Aqueous
15	MW27F-413.5-022620	JD3743-5	Aqueous
16	MW27E-369-022620	JD3743-6	Aqueous
17	MW27C-289-022620	JD3743-7	Aqueous
18	MW27D-329.5-022620	JD3743-8	Aqueous
19	MW27B-241.5-022620	JD3743-9	Aqueous
20	MW27A-197-022620	JD3743-10	Aqueous
21	FB-022720	JD3807-1	QC
22	TB-022720	JD3807-2	QC
23	MW26H-478.5-022720	JD3807-3	Aqueous
24	MW26G-433-022720	JD3807-4	Aqueous
25	MW26F-410.5-022720	JD3807-5	Aqueous
26	DUP-022720 (MW26F-410.5)	JD3807-6	Aqueous
27	MW26E-377-022720	JD3807-7	Aqueous
28	MW26D-350.5-022720	JD3807-8	Aqueous
29	MW26B-271.5-022720	JD3807-9	Aqueous

EDS Sample ID	Client Sample ID	Laboratory Sample ID	Matrix
30	MW26C-325-022720	JD3807-10	Aqueous
31	MW26A-229-022720	JD3807-11	Aqueous
32	FB-022820	JD3899-1	Aqueous
33	TB-022820	JD3899-2	Aqueous
34	MW21A-125-022820	JD3899-3	Aqueous
34 MS	MW21A-125-022820 (MS)	JD3899-3S	Aqueous
34 MSD	MW21A-125-022820 (MSD)	JD3899-3D	Aqueous
35	MW21B-335-022820	JD3899-4	Aqueous
36	DUP-022820 (MW21D-452)	JD3899-5	Aqueous
37	MW21C-395-022820	JD3899-6	QC
38	MW21D-452-022820	JD3899-7	QC

Note (s): The lab reports positively identified results between the reporting limit (RL) and the method detection limit (MDL) with a “J”. These results are considered estimated, however still valid and useable for project objectives.

The lab reports non-detects as “ND” on the Form 1s. Data for this project present non-detects with a “U”. Any qualification that requires non-detects to be qualified as estimated, “UJ”, will be presented on the Form 1s as “ND J”.

VOLATILE ORGANIC COMPOUNDS USEPA SW-846 8260C

The analytical method, the NYSDEC ASP, the USEPA CLP National Functional Guidelines for Organic Data Review (January 2017) and the reviewer’s professional judgment were used in evaluating the data in this summary report.

Holding Times (HT) - All HT criteria were met.

Surrogates - All surrogate percent recoveries (%R) met QC criteria.

Matrix Spike/Matrix Spike Duplicate (MS/MSD) - An MS/MSD was collected and analyzed on EDS ID 10 and 34. The lab also analyzed an MS on EDS ID 14 and 24 and provided batch QC. No qualification of the data is performed for batch QC. All %R and relative percent difference (RPD) met QC criteria, except the following.

EDS ID	Analytes (s)	MS/MSD %R Bias	RPD	Qualifier
10	Bromodichloromethane 1,2-Dichloroethane cis-1,3-Dichloropropene 23 analytes	Low (MS only) Low (MS only) Low (MS only) OK	OK OK OK High	None ¹ None ¹ None ¹ None ²
14	Chloroethane	High	OK	None - ND
34	5 analytes	OK	High	None - ND

None¹ – No qualification required when only one %R is outside criteria.

None² – Qualification not performed when only RPD is deficient.

Blank Spike (BS) – All %R met QC criteria.

Method Blank (MB) - The MBs exhibited no target analytes.

Field Blank (FB) – The FBs exhibited no target analytes.

Trip Blank (TB) – The TBs exhibited no target analytes.

GC/MS Tuning - All of the instrument tunes met QC criteria.

Initial Calibration (ICAL) - The ICAL exhibited %RSD and mean relative response factor (RRF) values within QC criteria. No qualification has been performed based on Initial Calibration Verification (ICV).

Continuing Calibration (CCV) – The CCVs exhibited percent deviation (%D) and RRF values within QC criteria, except those listed in the table below. The lab has noted analytes not meeting CCV criteria on the Form 1s, however the %D met validation criteria for many analytes and no qualification is required. Analytes meeting validation criteria are not listed in the table.

CCV	Analytes	%D	Associated EDS IDs	Qualifier
V2E8018-CC6949	Dichlorodifluoromethane Trichlorofluoromethane Freon 113	-42.3 -32.0 -27.5	35 DL	None – DL only

Internal Standard (IS) Area Performance - All internal standards met area response and retention time (RT) criteria.

Blind Field Duplicate - Results met %D criteria.

Sample Analysis – EDS ID 35 was reanalyzed at a dilution due to tetrachloroethene (PCE) exceeding the calibration range of the instrument in the initial analyses. The lab has noted this on the Form 1. The dilution was justified. The result for PCE is reported from the diluted analyses. All other results are reported from the initial analysis. No qualification of the sample data is required.

No other issues were observed.

Data Qualifier	Definition
None	The analyte was positively identified at the associated numerical value which is the concentration of the analyte in the sample.
U (ND)	Non-Detect. The analyte was analyzed for, but not detected. The associated numerical value is the RL. The value is usable as a non-detect at the RL.
J	Estimated value. The analyte was detected at a concentration below the RL but greater than the MDL or, the value was designated as estimated as a result of the data validation criteria. The value is usable as an estimated result.

SGS North America Inc.

Report of Analysis

Page 1 of 2

Client Sample ID:	MW28H-490.5-022520	Date Sampled:	02/25/20
Lab Sample ID:	JD3681-1	Date Received:	02/25/20
Matrix:	AQ - Ground Water	Percent Solids:	n/a
Method:	SW846 8260C		
Project:	Genesco, 150 Fulton Avenue, Garden City, NY		

Run #	File ID	DF	Analyzed	By	Prep Date	Prep Batch	Analytical Batch
Run #1	3B158550.D	1	02/27/20 12:00	KC	n/a	n/a	V3B7140
Run #2							

Run #	Purge Volume
Run #1	5.0 ml
Run #2	

VOA TCL List

CAS No.	Compound	Result	RL	MDL	Units	Q
67-64-1	Acetone	ND	10	6.0	ug/l	
71-43-2	Benzene	ND	0.50	0.43	ug/l	
74-97-5	Bromochloromethane	ND	1.0	0.48	ug/l	
75-27-4	Bromodichloromethane	ND	1.0	0.58	ug/l	
75-25-2	Bromoform	ND	1.0	0.63	ug/l	
74-83-9	Bromomethane	ND	2.0	1.6	ug/l	
78-93-3	2-Butanone (MEK)	ND	10	6.9	ug/l	
75-15-0	Carbon disulfide	ND	2.0	0.95	ug/l	
56-23-5	Carbon tetrachloride	ND	1.0	0.55	ug/l	
108-90-7	Chlorobenzene	ND	1.0	0.56	ug/l	
75-00-3	Chloroethane	ND	1.0	0.73	ug/l	
67-66-3	Chloroform	ND	1.0	0.50	ug/l	
74-87-3	Chloromethane	ND	1.0	0.76	ug/l	
110-82-7	Cyclohexane	ND	5.0	0.78	ug/l	
96-12-8	1,2-Dibromo-3-chloropropane	ND	2.0	1.2	ug/l	
124-48-1	Dibromochloromethane	ND	1.0	0.56	ug/l	
106-93-4	1,2-Dibromoethane	ND	1.0	0.48	ug/l	
95-50-1	1,2-Dichlorobenzene	ND	1.0	0.53	ug/l	
541-73-1	1,3-Dichlorobenzene	ND	1.0	0.54	ug/l	
106-46-7	1,4-Dichlorobenzene	ND	1.0	0.51	ug/l	
75-71-8	Dichlorodifluoromethane ^a	ND	2.0	1.4	ug/l	
75-34-3	1,1-Dichloroethane	ND	1.0	0.57	ug/l	
107-06-2	1,2-Dichloroethane	ND	1.0	0.60	ug/l	
75-35-4	1,1-Dichloroethene	ND	1.0	0.59	ug/l	
156-59-2	cis-1,2-Dichloroethene	ND	1.0	0.51	ug/l	
156-60-5	trans-1,2-Dichloroethene	ND	1.0	0.54	ug/l	
78-87-5	1,2-Dichloropropane	ND	1.0	0.51	ug/l	
10061-01-5	cis-1,3-Dichloropropene	ND	1.0	0.47	ug/l	
10061-02-6	trans-1,3-Dichloropropene	ND	1.0	0.43	ug/l	
100-41-4	Ethylbenzene	ND	1.0	0.60	ug/l	
76-13-1	Freon 113	ND	5.0	1.9	ug/l	
591-78-6	2-Hexanone	ND	5.0	2.0	ug/l	

ND = Not detected MDL = Method Detection Limit

RL = Reporting Limit

E = Indicates value exceeds calibration range

J = Indicates an estimated value

B = Indicates analyte found in associated method blank

N = Indicates presumptive evidence of a compound

Report of Analysis

Client Sample ID: MW28H-490.5-022520 Lab Sample ID: JD3681-1 Matrix: AQ - Ground Water Method: SW846 8260C Project: Genesco, 150 Fulton Avenue, Garden City, NY	Date Sampled: 02/25/20 Date Received: 02/25/20 Percent Solids: n/a
--	---

VOA TCL List

CAS No.	Compound	Result	RL	MDL	Units	Q
98-82-8	Isopropylbenzene	ND	1.0	0.65	ug/l	
79-20-9	Methyl Acetate	ND	5.0	0.80	ug/l	
108-87-2	Methylcyclohexane	ND	5.0	0.60	ug/l	
1634-04-4	Methyl Tert Butyl Ether	ND	1.0	0.51	ug/l	
108-10-1	4-Methyl-2-pentanone(MIBK)	ND	5.0	1.9	ug/l	
75-09-2	Methylene chloride	ND	2.0	1.0	ug/l	
100-42-5	Styrene	ND	1.0	0.70	ug/l	
79-34-5	1,1,2,2-Tetrachloroethane	ND	1.0	0.65	ug/l	
127-18-4	Tetrachloroethene	ND	1.0	0.90	ug/l	
108-88-3	Toluene	0.53	1.0	0.53	ug/l	J
87-61-6	1,2,3-Trichlorobenzene	ND	1.0	0.50	ug/l	
120-82-1	1,2,4-Trichlorobenzene	ND	1.0	0.50	ug/l	
71-55-6	1,1,1-Trichloroethane	ND	1.0	0.54	ug/l	
79-00-5	1,1,2-Trichloroethane	ND	1.0	0.53	ug/l	
79-01-6	Trichloroethene	ND	1.0	0.53	ug/l	
75-69-4	Trichlorofluoromethane	ND	2.0	0.84	ug/l	
75-01-4	Vinyl chloride	ND	1.0	0.79	ug/l	
	m,p-Xylene	ND	1.0	0.78	ug/l	
95-47-6	o-Xylene	ND	1.0	0.59	ug/l	
1330-20-7	Xylene (total)	ND	1.0	0.59	ug/l	

CAS No.	Surrogate Recoveries	Run# 1	Run# 2	Limits
1868-53-7	Dibromofluoromethane	104%		80-120%
17060-07-0	1,2-Dichloroethane-D4	106%		81-124%
2037-26-5	Toluene-D8	99%		80-120%
460-00-4	4-Bromofluorobenzene	90%		80-120%

~~(a) Associated CCV outside of control limits low.~~

ND = Not detected MDL = Method Detection Limit J = Indicates an estimated value
 RL = Reporting Limit B = Indicates analyte found in associated method blank
 E = Indicates value exceeds calibration range N = Indicates presumptive evidence of a compound

4.1
4

SGS North America Inc.

Report of Analysis

Page 1 of 2

Client Sample ID:	FB-022520	Date Sampled:	02/25/20
Lab Sample ID:	JD3681-2	Date Received:	02/25/20
Matrix:	AQ - Field Blank Water	Percent Solids:	n/a
Method:	SW846 8260C		
Project:	Genesco, 150 Fulton Avenue, Garden City, NY		

Run #	File ID	DF	Analyzed	By	Prep Date	Prep Batch	Analytical Batch
Run #1	3B158519.D	1	02/26/20 09:47	KC	n/a	n/a	V3B7139
Run #2							

Run #	Purge Volume
Run #1	5.0 ml
Run #2	

VOA TCL List

CAS No.	Compound	Result	RL	MDL	Units	Q
67-64-1	Acetone	ND	10	6.0	ug/l	
71-43-2	Benzene	ND	0.50	0.43	ug/l	
74-97-5	Bromochloromethane	ND	1.0	0.48	ug/l	
75-27-4	Bromodichloromethane	ND	1.0	0.58	ug/l	
75-25-2	Bromoform	ND	1.0	0.63	ug/l	
74-83-9	Bromomethane	ND	2.0	1.6	ug/l	
78-93-3	2-Butanone (MEK)	ND	10	6.9	ug/l	
75-15-0	Carbon disulfide	ND	2.0	0.95	ug/l	
56-23-5	Carbon tetrachloride	ND	1.0	0.55	ug/l	
108-90-7	Chlorobenzene	ND	1.0	0.56	ug/l	
75-00-3	Chloroethane	ND	1.0	0.73	ug/l	
67-66-3	Chloroform	ND	1.0	0.50	ug/l	
74-87-3	Chloromethane	ND	1.0	0.76	ug/l	
110-82-7	Cyclohexane	ND	5.0	0.78	ug/l	
96-12-8	1,2-Dibromo-3-chloropropane	ND	2.0	1.2	ug/l	
124-48-1	Dibromochloromethane	ND	1.0	0.56	ug/l	
106-93-4	1,2-Dibromoethane	ND	1.0	0.48	ug/l	
95-50-1	1,2-Dichlorobenzene	ND	1.0	0.53	ug/l	
541-73-1	1,3-Dichlorobenzene	ND	1.0	0.54	ug/l	
106-46-7	1,4-Dichlorobenzene	ND	1.0	0.51	ug/l	
75-71-8	Dichlorodifluoromethane	ND	2.0	1.4	ug/l	
75-34-3	1,1-Dichloroethane	ND	1.0	0.57	ug/l	
107-06-2	1,2-Dichloroethane	ND	1.0	0.60	ug/l	
75-35-4	1,1-Dichloroethene	ND	1.0	0.59	ug/l	
156-59-2	cis-1,2-Dichloroethene	ND	1.0	0.51	ug/l	
156-60-5	trans-1,2-Dichloroethene	ND	1.0	0.54	ug/l	
78-87-5	1,2-Dichloropropane	ND	1.0	0.51	ug/l	
10061-01-5	cis-1,3-Dichloropropene	ND	1.0	0.47	ug/l	
10061-02-6	trans-1,3-Dichloropropene	ND	1.0	0.43	ug/l	
100-41-4	Ethylbenzene	ND	1.0	0.60	ug/l	
76-13-1	Freon 113	ND	5.0	1.9	ug/l	
591-78-6	2-Hexanone	ND	5.0	2.0	ug/l	

ND = Not detected MDL = Method Detection Limit

RL = Reporting Limit

E = Indicates value exceeds calibration range

J = Indicates an estimated value

B = Indicates analyte found in associated method blank

N = Indicates presumptive evidence of a compound

Report of Analysis

Client Sample ID: FB-022520 Lab Sample ID: JD3681-2 Matrix: AQ - Field Blank Water Method: SW846 8260C Project: Genesco, 150 Fulton Avenue, Garden City, NY	Date Sampled: 02/25/20 Date Received: 02/25/20 Percent Solids: n/a
--	---

4.2
4

VOA TCL List

CAS No.	Compound	Result	RL	MDL	Units	Q
98-82-8	Isopropylbenzene	ND	1.0	0.65	ug/l	
79-20-9	Methyl Acetate	ND	5.0	0.80	ug/l	
108-87-2	Methylcyclohexane	ND	5.0	0.60	ug/l	
1634-04-4	Methyl Tert Butyl Ether	ND	1.0	0.51	ug/l	
108-10-1	4-Methyl-2-pentanone(MIBK)	ND	5.0	1.9	ug/l	
75-09-2	Methylene chloride	ND	2.0	1.0	ug/l	
100-42-5	Styrene	ND	1.0	0.70	ug/l	
79-34-5	1,1,2,2-Tetrachloroethane	ND	1.0	0.65	ug/l	
127-18-4	Tetrachloroethene	ND	1.0	0.90	ug/l	
108-88-3	Toluene	ND	1.0	0.53	ug/l	
87-61-6	1,2,3-Trichlorobenzene	ND	1.0	0.50	ug/l	
120-82-1	1,2,4-Trichlorobenzene	ND	1.0	0.50	ug/l	
71-55-6	1,1,1-Trichloroethane	ND	1.0	0.54	ug/l	
79-00-5	1,1,2-Trichloroethane	ND	1.0	0.53	ug/l	
79-01-6	Trichloroethene	ND	1.0	0.53	ug/l	
75-69-4	Trichlorofluoromethane	ND	2.0	0.84	ug/l	
75-01-4	Vinyl chloride	ND	1.0	0.79	ug/l	
	m,p-Xylene	ND	1.0	0.78	ug/l	
95-47-6	o-Xylene	ND	1.0	0.59	ug/l	
1330-20-7	Xylene (total)	ND	1.0	0.59	ug/l	

CAS No.	Surrogate Recoveries	Run# 1	Run# 2	Limits
1868-53-7	Dibromofluoromethane	102%		80-120%
17060-07-0	1,2-Dichloroethane-D4	98%		81-124%
2037-26-5	Toluene-D8	96%		80-120%
460-00-4	4-Bromofluorobenzene	96%		80-120%

ND = Not detected MDL = Method Detection Limit J = Indicates an estimated value
 RL = Reporting Limit B = Indicates analyte found in associated method blank
 E = Indicates value exceeds calibration range N = Indicates presumptive evidence of a compound

SGS North America Inc.

Report of Analysis

Page 1 of 2

Client Sample ID:	TB-022520	Date Sampled:	02/25/20
Lab Sample ID:	JD3681-3	Date Received:	02/25/20
Matrix:	AQ - Trip Blank Water	Percent Solids:	n/a
Method:	SW846 8260C		
Project:	Genesco, 150 Fulton Avenue, Garden City, NY		

Run #	File ID	DF	Analyzed	By	Prep Date	Prep Batch	Analytical Batch
Run #1	3B158520.D	1	02/26/20 10:15	KC	n/a	n/a	V3B7139
Run #2							

Run #	Purge Volume
Run #1	5.0 ml
Run #2	

VOA TCL List

CAS No.	Compound	Result	RL	MDL	Units	Q
67-64-1	Acetone	ND	10	6.0	ug/l	
71-43-2	Benzene	ND	0.50	0.43	ug/l	
74-97-5	Bromochloromethane	ND	1.0	0.48	ug/l	
75-27-4	Bromodichloromethane	ND	1.0	0.58	ug/l	
75-25-2	Bromoform	ND	1.0	0.63	ug/l	
74-83-9	Bromomethane	ND	2.0	1.6	ug/l	
78-93-3	2-Butanone (MEK)	ND	10	6.9	ug/l	
75-15-0	Carbon disulfide	ND	2.0	0.95	ug/l	
56-23-5	Carbon tetrachloride	ND	1.0	0.55	ug/l	
108-90-7	Chlorobenzene	ND	1.0	0.56	ug/l	
75-00-3	Chloroethane	ND	1.0	0.73	ug/l	
67-66-3	Chloroform	ND	1.0	0.50	ug/l	
74-87-3	Chloromethane	ND	1.0	0.76	ug/l	
110-82-7	Cyclohexane	ND	5.0	0.78	ug/l	
96-12-8	1,2-Dibromo-3-chloropropane	ND	2.0	1.2	ug/l	
124-48-1	Dibromochloromethane	ND	1.0	0.56	ug/l	
106-93-4	1,2-Dibromoethane	ND	1.0	0.48	ug/l	
95-50-1	1,2-Dichlorobenzene	ND	1.0	0.53	ug/l	
541-73-1	1,3-Dichlorobenzene	ND	1.0	0.54	ug/l	
106-46-7	1,4-Dichlorobenzene	ND	1.0	0.51	ug/l	
75-71-8	Dichlorodifluoromethane	ND	2.0	1.4	ug/l	
75-34-3	1,1-Dichloroethane	ND	1.0	0.57	ug/l	
107-06-2	1,2-Dichloroethane	ND	1.0	0.60	ug/l	
75-35-4	1,1-Dichloroethene	ND	1.0	0.59	ug/l	
156-59-2	cis-1,2-Dichloroethene	ND	1.0	0.51	ug/l	
156-60-5	trans-1,2-Dichloroethene	ND	1.0	0.54	ug/l	
78-87-5	1,2-Dichloropropane	ND	1.0	0.51	ug/l	
10061-01-5	cis-1,3-Dichloropropene	ND	1.0	0.47	ug/l	
10061-02-6	trans-1,3-Dichloropropene	ND	1.0	0.43	ug/l	
100-41-4	Ethylbenzene	ND	1.0	0.60	ug/l	
76-13-1	Freon 113	ND	5.0	1.9	ug/l	
591-78-6	2-Hexanone	ND	5.0	2.0	ug/l	

ND = Not detected MDL = Method Detection Limit

RL = Reporting Limit

E = Indicates value exceeds calibration range

J = Indicates an estimated value

B = Indicates analyte found in associated method blank

N = Indicates presumptive evidence of a compound

Report of Analysis

Client Sample ID: TB-022520	Date Sampled: 02/25/20
Lab Sample ID: JD3681-3	Date Received: 02/25/20
Matrix: AQ - Trip Blank Water	Percent Solids: n/a
Method: SW846 8260C	
Project: Genesco, 150 Fulton Avenue, Garden City, NY	

4.3
4

VOA TCL List

CAS No.	Compound	Result	RL	MDL	Units	Q
98-82-8	Isopropylbenzene	ND	1.0	0.65	ug/l	
79-20-9	Methyl Acetate	ND	5.0	0.80	ug/l	
108-87-2	Methylcyclohexane	ND	5.0	0.60	ug/l	
1634-04-4	Methyl Tert Butyl Ether	ND	1.0	0.51	ug/l	
108-10-1	4-Methyl-2-pentanone(MIBK)	ND	5.0	1.9	ug/l	
75-09-2	Methylene chloride	ND	2.0	1.0	ug/l	
100-42-5	Styrene	ND	1.0	0.70	ug/l	
79-34-5	1,1,2,2-Tetrachloroethane	ND	1.0	0.65	ug/l	
127-18-4	Tetrachloroethene	ND	1.0	0.90	ug/l	
108-88-3	Toluene	ND	1.0	0.53	ug/l	
87-61-6	1,2,3-Trichlorobenzene	ND	1.0	0.50	ug/l	
120-82-1	1,2,4-Trichlorobenzene	ND	1.0	0.50	ug/l	
71-55-6	1,1,1-Trichloroethane	ND	1.0	0.54	ug/l	
79-00-5	1,1,2-Trichloroethane	ND	1.0	0.53	ug/l	
79-01-6	Trichloroethene	ND	1.0	0.53	ug/l	
75-69-4	Trichlorofluoromethane	ND	2.0	0.84	ug/l	
75-01-4	Vinyl chloride	ND	1.0	0.79	ug/l	
	m,p-Xylene	ND	1.0	0.78	ug/l	
95-47-6	o-Xylene	ND	1.0	0.59	ug/l	
1330-20-7	Xylene (total)	ND	1.0	0.59	ug/l	

CAS No.	Surrogate Recoveries	Run# 1	Run# 2	Limits
1868-53-7	Dibromofluoromethane	106%		80-120%
17060-07-0	1,2-Dichloroethane-D4	105%		81-124%
2037-26-5	Toluene-D8	98%		80-120%
460-00-4	4-Bromofluorobenzene	93%		80-120%

ND = Not detected MDL = Method Detection Limit J = Indicates an estimated value
 RL = Reporting Limit B = Indicates analyte found in associated method blank
 E = Indicates value exceeds calibration range N = Indicates presumptive evidence of a compound

SGS North America Inc.

Report of Analysis

Page 1 of 2

Client Sample ID:	MW28F-403.5-022520	Date Sampled:	02/25/20
Lab Sample ID:	JD3681-4	Date Received:	02/25/20
Matrix:	AQ - Ground Water	Percent Solids:	n/a
Method:	SW846 8260C		
Project:	Genesco, 150 Fulton Avenue, Garden City, NY		

Run #	File ID	DF	Analyzed	By	Prep Date	Prep Batch	Analytical Batch
Run #1	3B158552.D	1	02/27/20 12:58	KC	n/a	n/a	V3B7140
Run #2							

Run #	Purge Volume
Run #1	5.0 ml
Run #2	

VOA TCL List

CAS No.	Compound	Result	RL	MDL	Units	Q
67-64-1	Acetone	ND	10	6.0	ug/l	
71-43-2	Benzene	ND	0.50	0.43	ug/l	
74-97-5	Bromochloromethane	ND	1.0	0.48	ug/l	
75-27-4	Bromodichloromethane	ND	1.0	0.58	ug/l	
75-25-2	Bromoform	ND	1.0	0.63	ug/l	
74-83-9	Bromomethane	ND	2.0	1.6	ug/l	
78-93-3	2-Butanone (MEK)	ND	10	6.9	ug/l	
75-15-0	Carbon disulfide	ND	2.0	0.95	ug/l	
56-23-5	Carbon tetrachloride	ND	1.0	0.55	ug/l	
108-90-7	Chlorobenzene	ND	1.0	0.56	ug/l	
75-00-3	Chloroethane	ND	1.0	0.73	ug/l	
67-66-3	Chloroform	ND	1.0	0.50	ug/l	
74-87-3	Chloromethane	ND	1.0	0.76	ug/l	
110-82-7	Cyclohexane	ND	5.0	0.78	ug/l	
96-12-8	1,2-Dibromo-3-chloropropane	ND	2.0	1.2	ug/l	
124-48-1	Dibromochloromethane	ND	1.0	0.56	ug/l	
106-93-4	1,2-Dibromoethane	ND	1.0	0.48	ug/l	
95-50-1	1,2-Dichlorobenzene	ND	1.0	0.53	ug/l	
541-73-1	1,3-Dichlorobenzene	ND	1.0	0.54	ug/l	
106-46-7	1,4-Dichlorobenzene	ND	1.0	0.51	ug/l	
75-71-8	Dichlorodifluoromethane ^a	ND	2.0	1.4	ug/l	
75-34-3	1,1-Dichloroethane	ND	1.0	0.57	ug/l	
107-06-2	1,2-Dichloroethane	ND	1.0	0.60	ug/l	
75-35-4	1,1-Dichloroethene	ND	1.0	0.59	ug/l	
156-59-2	cis-1,2-Dichloroethene	ND	1.0	0.51	ug/l	
156-60-5	trans-1,2-Dichloroethene	ND	1.0	0.54	ug/l	
78-87-5	1,2-Dichloropropane	ND	1.0	0.51	ug/l	
10061-01-5	cis-1,3-Dichloropropene	ND	1.0	0.47	ug/l	
10061-02-6	trans-1,3-Dichloropropene	ND	1.0	0.43	ug/l	
100-41-4	Ethylbenzene	ND	1.0	0.60	ug/l	
76-13-1	Freon 113	ND	5.0	1.9	ug/l	
591-78-6	2-Hexanone	ND	5.0	2.0	ug/l	

ND = Not detected MDL = Method Detection Limit

RL = Reporting Limit

E = Indicates value exceeds calibration range

J = Indicates an estimated value

B = Indicates analyte found in associated method blank

N = Indicates presumptive evidence of a compound

Report of Analysis

Client Sample ID: MW28F-403.5-022520 Lab Sample ID: JD3681-4 Matrix: AQ - Ground Water Method: SW846 8260C Project: Genesco, 150 Fulton Avenue, Garden City, NY	Date Sampled: 02/25/20 Date Received: 02/25/20 Percent Solids: n/a
--	---

VOA TCL List

CAS No.	Compound	Result	RL	MDL	Units	Q
98-82-8	Isopropylbenzene	ND	1.0	0.65	ug/l	
79-20-9	Methyl Acetate	ND	5.0	0.80	ug/l	
108-87-2	Methylcyclohexane	ND	5.0	0.60	ug/l	
1634-04-4	Methyl Tert Butyl Ether	ND	1.0	0.51	ug/l	
108-10-1	4-Methyl-2-pentanone(MIBK)	ND	5.0	1.9	ug/l	
75-09-2	Methylene chloride	ND	2.0	1.0	ug/l	
100-42-5	Styrene	ND	1.0	0.70	ug/l	
79-34-5	1,1,2,2-Tetrachloroethane	ND	1.0	0.65	ug/l	
127-18-4	Tetrachloroethene	ND	1.0	0.90	ug/l	
108-88-3	Toluene	ND	1.0	0.53	ug/l	
87-61-6	1,2,3-Trichlorobenzene	ND	1.0	0.50	ug/l	
120-82-1	1,2,4-Trichlorobenzene	ND	1.0	0.50	ug/l	
71-55-6	1,1,1-Trichloroethane	ND	1.0	0.54	ug/l	
79-00-5	1,1,2-Trichloroethane	ND	1.0	0.53	ug/l	
79-01-6	Trichloroethene	ND	1.0	0.53	ug/l	
75-69-4	Trichlorofluoromethane	ND	2.0	0.84	ug/l	
75-01-4	Vinyl chloride	ND	1.0	0.79	ug/l	
	m,p-Xylene	ND	1.0	0.78	ug/l	
95-47-6	o-Xylene	ND	1.0	0.59	ug/l	
1330-20-7	Xylene (total)	ND	1.0	0.59	ug/l	

CAS No.	Surrogate Recoveries	Run# 1	Run# 2	Limits
1868-53-7	Dibromofluoromethane	107%		80-120%
17060-07-0	1,2-Dichloroethane-D4	105%		81-124%
2037-26-5	Toluene-D8	96%		80-120%
460-00-4	4-Bromofluorobenzene	94%		80-120%

~~(a) Associated CCV outside of control limits low.~~

ND = Not detected MDL = Method Detection Limit J = Indicates an estimated value
 RL = Reporting Limit B = Indicates analyte found in associated method blank
 E = Indicates value exceeds calibration range N = Indicates presumptive evidence of a compound

4.4
4

SGS North America Inc.

Report of Analysis

Page 1 of 2

Client Sample ID:	MW28G-439-022520	Date Sampled:	02/25/20
Lab Sample ID:	JD3681-5	Date Received:	02/25/20
Matrix:	AQ - Ground Water	Percent Solids:	n/a
Method:	SW846 8260C		
Project:	Genesco, 150 Fulton Avenue, Garden City, NY		

Run #	File ID	DF	Analyzed	By	Prep Date	Prep Batch	Analytical Batch
Run #1	3B158553.D	1	02/27/20 13:27	KC	n/a	n/a	V3B7140
Run #2							

Run #	Purge Volume
Run #1	5.0 ml
Run #2	

VOA TCL List

CAS No.	Compound	Result	RL	MDL	Units	Q
67-64-1	Acetone	ND	10	6.0	ug/l	
71-43-2	Benzene	ND	0.50	0.43	ug/l	
74-97-5	Bromochloromethane	ND	1.0	0.48	ug/l	
75-27-4	Bromodichloromethane	ND	1.0	0.58	ug/l	
75-25-2	Bromoform	ND	1.0	0.63	ug/l	
74-83-9	Bromomethane	ND	2.0	1.6	ug/l	
78-93-3	2-Butanone (MEK)	ND	10	6.9	ug/l	
75-15-0	Carbon disulfide	ND	2.0	0.95	ug/l	
56-23-5	Carbon tetrachloride	ND	1.0	0.55	ug/l	
108-90-7	Chlorobenzene	ND	1.0	0.56	ug/l	
75-00-3	Chloroethane	ND	1.0	0.73	ug/l	
67-66-3	Chloroform	ND	1.0	0.50	ug/l	
74-87-3	Chloromethane	ND	1.0	0.76	ug/l	
110-82-7	Cyclohexane	ND	5.0	0.78	ug/l	
96-12-8	1,2-Dibromo-3-chloropropane	ND	2.0	1.2	ug/l	
124-48-1	Dibromochloromethane	ND	1.0	0.56	ug/l	
106-93-4	1,2-Dibromoethane	ND	1.0	0.48	ug/l	
95-50-1	1,2-Dichlorobenzene	ND	1.0	0.53	ug/l	
541-73-1	1,3-Dichlorobenzene	ND	1.0	0.54	ug/l	
106-46-7	1,4-Dichlorobenzene	ND	1.0	0.51	ug/l	
75-71-8	Dichlorodifluoromethane ^a	ND	2.0	1.4	ug/l	
75-34-3	1,1-Dichloroethane	ND	1.0	0.57	ug/l	
107-06-2	1,2-Dichloroethane	ND	1.0	0.60	ug/l	
75-35-4	1,1-Dichloroethene	ND	1.0	0.59	ug/l	
156-59-2	cis-1,2-Dichloroethene	ND	1.0	0.51	ug/l	
156-60-5	trans-1,2-Dichloroethene	ND	1.0	0.54	ug/l	
78-87-5	1,2-Dichloropropane	ND	1.0	0.51	ug/l	
10061-01-5	cis-1,3-Dichloropropene	ND	1.0	0.47	ug/l	
10061-02-6	trans-1,3-Dichloropropene	ND	1.0	0.43	ug/l	
100-41-4	Ethylbenzene	ND	1.0	0.60	ug/l	
76-13-1	Freon 113	ND	5.0	1.9	ug/l	
591-78-6	2-Hexanone	ND	5.0	2.0	ug/l	

ND = Not detected MDL = Method Detection Limit

RL = Reporting Limit

E = Indicates value exceeds calibration range

J = Indicates an estimated value

B = Indicates analyte found in associated method blank

N = Indicates presumptive evidence of a compound

Report of Analysis

Client Sample ID: MW28G-439-022520 Lab Sample ID: JD3681-5 Matrix: AQ - Ground Water Method: SW846 8260C Project: Genesco, 150 Fulton Avenue, Garden City, NY	Date Sampled: 02/25/20 Date Received: 02/25/20 Percent Solids: n/a
--	---

4.5
4

VOA TCL List

CAS No.	Compound	Result	RL	MDL	Units	Q
98-82-8	Isopropylbenzene	ND	1.0	0.65	ug/l	
79-20-9	Methyl Acetate	ND	5.0	0.80	ug/l	
108-87-2	Methylcyclohexane	ND	5.0	0.60	ug/l	
1634-04-4	Methyl Tert Butyl Ether	ND	1.0	0.51	ug/l	
108-10-1	4-Methyl-2-pentanone(MIBK)	ND	5.0	1.9	ug/l	
75-09-2	Methylene chloride	ND	2.0	1.0	ug/l	
100-42-5	Styrene	ND	1.0	0.70	ug/l	
79-34-5	1,1,2,2-Tetrachloroethane	ND	1.0	0.65	ug/l	
127-18-4	Tetrachloroethene	ND	1.0	0.90	ug/l	
108-88-3	Toluene	ND	1.0	0.53	ug/l	
87-61-6	1,2,3-Trichlorobenzene	ND	1.0	0.50	ug/l	
120-82-1	1,2,4-Trichlorobenzene	ND	1.0	0.50	ug/l	
71-55-6	1,1,1-Trichloroethane	ND	1.0	0.54	ug/l	
79-00-5	1,1,2-Trichloroethane	ND	1.0	0.53	ug/l	
79-01-6	Trichloroethene	ND	1.0	0.53	ug/l	
75-69-4	Trichlorofluoromethane	ND	2.0	0.84	ug/l	
75-01-4	Vinyl chloride	ND	1.0	0.79	ug/l	
	m,p-Xylene	ND	1.0	0.78	ug/l	
95-47-6	o-Xylene	ND	1.0	0.59	ug/l	
1330-20-7	Xylene (total)	ND	1.0	0.59	ug/l	

CAS No.	Surrogate Recoveries	Run# 1	Run# 2	Limits
1868-53-7	Dibromofluoromethane	104%		80-120%
17060-07-0	1,2-Dichloroethane-D4	104%		81-124%
2037-26-5	Toluene-D8	96%		80-120%
460-00-4	4-Bromofluorobenzene	95%		80-120%

~~(a) Associated CCV outside of control limits low.~~

ND = Not detected	MDL = Method Detection Limit	J = Indicates an estimated value
RL = Reporting Limit		B = Indicates analyte found in associated method blank
E = Indicates value exceeds calibration range		N = Indicates presumptive evidence of a compound

SGS North America Inc.

Report of Analysis

Page 1 of 2

Client Sample ID:	MW28D-345.5-022520	Date Sampled:	02/25/20
Lab Sample ID:	JD3681-6	Date Received:	02/25/20
Matrix:	AQ - Ground Water	Percent Solids:	n/a
Method:	SW846 8260C		
Project:	Genesco, 150 Fulton Avenue, Garden City, NY		

Run #	File ID	DF	Analyzed	By	Prep Date	Prep Batch	Analytical Batch
Run #1	3B158534.D	1	02/26/20 16:53	KC	n/a	n/a	V3B7139
Run #2							

Run #	Purge Volume
Run #1	5.0 ml
Run #2	

VOA TCL List

CAS No.	Compound	Result	RL	MDL	Units	Q
67-64-1	Acetone	ND	10	6.0	ug/l	
71-43-2	Benzene	ND	0.50	0.43	ug/l	
74-97-5	Bromochloromethane	ND	1.0	0.48	ug/l	
75-27-4	Bromodichloromethane	ND	1.0	0.58	ug/l	
75-25-2	Bromoform	ND	1.0	0.63	ug/l	
74-83-9	Bromomethane	ND	2.0	1.6	ug/l	
78-93-3	2-Butanone (MEK)	ND	10	6.9	ug/l	
75-15-0	Carbon disulfide	ND	2.0	0.95	ug/l	
56-23-5	Carbon tetrachloride	ND	1.0	0.55	ug/l	
108-90-7	Chlorobenzene	ND	1.0	0.56	ug/l	
75-00-3	Chloroethane	ND	1.0	0.73	ug/l	
67-66-3	Chloroform	ND	1.0	0.50	ug/l	
74-87-3	Chloromethane	ND	1.0	0.76	ug/l	
110-82-7	Cyclohexane	ND	5.0	0.78	ug/l	
96-12-8	1,2-Dibromo-3-chloropropane	ND	2.0	1.2	ug/l	
124-48-1	Dibromochloromethane	ND	1.0	0.56	ug/l	
106-93-4	1,2-Dibromoethane	ND	1.0	0.48	ug/l	
95-50-1	1,2-Dichlorobenzene	ND	1.0	0.53	ug/l	
541-73-1	1,3-Dichlorobenzene	ND	1.0	0.54	ug/l	
106-46-7	1,4-Dichlorobenzene	ND	1.0	0.51	ug/l	
75-71-8	Dichlorodifluoromethane	ND	2.0	1.4	ug/l	
75-34-3	1,1-Dichloroethane	ND	1.0	0.57	ug/l	
107-06-2	1,2-Dichloroethane	ND	1.0	0.60	ug/l	
75-35-4	1,1-Dichloroethene	ND	1.0	0.59	ug/l	
156-59-2	cis-1,2-Dichloroethene	ND	1.0	0.51	ug/l	
156-60-5	trans-1,2-Dichloroethene	ND	1.0	0.54	ug/l	
78-87-5	1,2-Dichloropropane	ND	1.0	0.51	ug/l	
10061-01-5	cis-1,3-Dichloropropene	ND	1.0	0.47	ug/l	
10061-02-6	trans-1,3-Dichloropropene	ND	1.0	0.43	ug/l	
100-41-4	Ethylbenzene	ND	1.0	0.60	ug/l	
76-13-1	Freon 113	ND	5.0	1.9	ug/l	
591-78-6	2-Hexanone	ND	5.0	2.0	ug/l	

ND = Not detected MDL = Method Detection Limit

RL = Reporting Limit

E = Indicates value exceeds calibration range

J = Indicates an estimated value

B = Indicates analyte found in associated method blank

N = Indicates presumptive evidence of a compound

Report of Analysis

Client Sample ID: MW28D-345.5-022520 Lab Sample ID: JD3681-6 Matrix: AQ - Ground Water Method: SW846 8260C Project: Genesco, 150 Fulton Avenue, Garden City, NY	Date Sampled: 02/25/20 Date Received: 02/25/20 Percent Solids: n/a
--	---

4.6
4

VOA TCL List

CAS No.	Compound	Result	RL	MDL	Units	Q
98-82-8	Isopropylbenzene	ND	1.0	0.65	ug/l	
79-20-9	Methyl Acetate	ND	5.0	0.80	ug/l	
108-87-2	Methylcyclohexane	ND	5.0	0.60	ug/l	
1634-04-4	Methyl Tert Butyl Ether	ND	1.0	0.51	ug/l	
108-10-1	4-Methyl-2-pentanone(MIBK)	ND	5.0	1.9	ug/l	
75-09-2	Methylene chloride	ND	2.0	1.0	ug/l	
100-42-5	Styrene	ND	1.0	0.70	ug/l	
79-34-5	1,1,2,2-Tetrachloroethane	ND	1.0	0.65	ug/l	
127-18-4	Tetrachloroethene	ND	1.0	0.90	ug/l	
108-88-3	Toluene	0.81	1.0	0.53	ug/l	J
87-61-6	1,2,3-Trichlorobenzene	ND	1.0	0.50	ug/l	
120-82-1	1,2,4-Trichlorobenzene	ND	1.0	0.50	ug/l	
71-55-6	1,1,1-Trichloroethane	ND	1.0	0.54	ug/l	
79-00-5	1,1,2-Trichloroethane	ND	1.0	0.53	ug/l	
79-01-6	Trichloroethene	ND	1.0	0.53	ug/l	
75-69-4	Trichlorofluoromethane	ND	2.0	0.84	ug/l	
75-01-4	Vinyl chloride	ND	1.0	0.79	ug/l	
	m,p-Xylene	ND	1.0	0.78	ug/l	
95-47-6	o-Xylene	ND	1.0	0.59	ug/l	
1330-20-7	Xylene (total)	ND	1.0	0.59	ug/l	

CAS No.	Surrogate Recoveries	Run# 1	Run# 2	Limits
1868-53-7	Dibromofluoromethane	102%		80-120%
17060-07-0	1,2-Dichloroethane-D4	93%		81-124%
2037-26-5	Toluene-D8	98%		80-120%
460-00-4	4-Bromofluorobenzene	95%		80-120%

ND = Not detected MDL = Method Detection Limit J = Indicates an estimated value
 RL = Reporting Limit B = Indicates analyte found in associated method blank
 E = Indicates value exceeds calibration range N = Indicates presumptive evidence of a compound

SGS North America Inc.

Report of Analysis

Page 1 of 2

Client Sample ID:	MW28E-367-022520	Date Sampled:	02/25/20
Lab Sample ID:	JD3681-7	Date Received:	02/25/20
Matrix:	AQ - Ground Water	Percent Solids:	n/a
Method:	SW846 8260C		
Project:	Genesco, 150 Fulton Avenue, Garden City, NY		

Run #	File ID	DF	Analyzed	By	Prep Date	Prep Batch	Analytical Batch
Run #1	3B158535.D	1	02/26/20 17:22	KC	n/a	n/a	V3B7139
Run #2							

Run #	Purge Volume
Run #1	5.0 ml
Run #2	

VOA TCL List

CAS No.	Compound	Result	RL	MDL	Units	Q
67-64-1	Acetone	ND	10	6.0	ug/l	
71-43-2	Benzene	ND	0.50	0.43	ug/l	
74-97-5	Bromochloromethane	ND	1.0	0.48	ug/l	
75-27-4	Bromodichloromethane	ND	1.0	0.58	ug/l	
75-25-2	Bromoform	ND	1.0	0.63	ug/l	
74-83-9	Bromomethane	ND	2.0	1.6	ug/l	
78-93-3	2-Butanone (MEK)	ND	10	6.9	ug/l	
75-15-0	Carbon disulfide	ND	2.0	0.95	ug/l	
56-23-5	Carbon tetrachloride	ND	1.0	0.55	ug/l	
108-90-7	Chlorobenzene	ND	1.0	0.56	ug/l	
75-00-3	Chloroethane	ND	1.0	0.73	ug/l	
67-66-3	Chloroform	ND	1.0	0.50	ug/l	
74-87-3	Chloromethane	ND	1.0	0.76	ug/l	
110-82-7	Cyclohexane	ND	5.0	0.78	ug/l	
96-12-8	1,2-Dibromo-3-chloropropane	ND	2.0	1.2	ug/l	
124-48-1	Dibromochloromethane	ND	1.0	0.56	ug/l	
106-93-4	1,2-Dibromoethane	ND	1.0	0.48	ug/l	
95-50-1	1,2-Dichlorobenzene	ND	1.0	0.53	ug/l	
541-73-1	1,3-Dichlorobenzene	ND	1.0	0.54	ug/l	
106-46-7	1,4-Dichlorobenzene	ND	1.0	0.51	ug/l	
75-71-8	Dichlorodifluoromethane	ND	2.0	1.4	ug/l	
75-34-3	1,1-Dichloroethane	ND	1.0	0.57	ug/l	
107-06-2	1,2-Dichloroethane	ND	1.0	0.60	ug/l	
75-35-4	1,1-Dichloroethene	ND	1.0	0.59	ug/l	
156-59-2	cis-1,2-Dichloroethene	ND	1.0	0.51	ug/l	
156-60-5	trans-1,2-Dichloroethene	ND	1.0	0.54	ug/l	
78-87-5	1,2-Dichloropropane	ND	1.0	0.51	ug/l	
10061-01-5	cis-1,3-Dichloropropene	ND	1.0	0.47	ug/l	
10061-02-6	trans-1,3-Dichloropropene	ND	1.0	0.43	ug/l	
100-41-4	Ethylbenzene	ND	1.0	0.60	ug/l	
76-13-1	Freon 113	ND	5.0	1.9	ug/l	
591-78-6	2-Hexanone	ND	5.0	2.0	ug/l	

ND = Not detected MDL = Method Detection Limit

J = Indicates an estimated value

RL = Reporting Limit

B = Indicates analyte found in associated method blank

E = Indicates value exceeds calibration range

N = Indicates presumptive evidence of a compound

Report of Analysis

Client Sample ID: MW28E-367-022520	Date Sampled: 02/25/20
Lab Sample ID: JD3681-7	Date Received: 02/25/20
Matrix: AQ - Ground Water	Percent Solids: n/a
Method: SW846 8260C	
Project: Genesco, 150 Fulton Avenue, Garden City, NY	

4.7
4

VOA TCL List

CAS No.	Compound	Result	RL	MDL	Units	Q
98-82-8	Isopropylbenzene	ND	1.0	0.65	ug/l	
79-20-9	Methyl Acetate	ND	5.0	0.80	ug/l	
108-87-2	Methylcyclohexane	ND	5.0	0.60	ug/l	
1634-04-4	Methyl Tert Butyl Ether	ND	1.0	0.51	ug/l	
108-10-1	4-Methyl-2-pentanone(MIBK)	ND	5.0	1.9	ug/l	
75-09-2	Methylene chloride	ND	2.0	1.0	ug/l	
100-42-5	Styrene	ND	1.0	0.70	ug/l	
79-34-5	1,1,2,2-Tetrachloroethane	ND	1.0	0.65	ug/l	
127-18-4	Tetrachloroethene	ND	1.0	0.90	ug/l	
108-88-3	Toluene	ND	1.0	0.53	ug/l	
87-61-6	1,2,3-Trichlorobenzene	ND	1.0	0.50	ug/l	
120-82-1	1,2,4-Trichlorobenzene	ND	1.0	0.50	ug/l	
71-55-6	1,1,1-Trichloroethane	ND	1.0	0.54	ug/l	
79-00-5	1,1,2-Trichloroethane	ND	1.0	0.53	ug/l	
79-01-6	Trichloroethene	ND	1.0	0.53	ug/l	
75-69-4	Trichlorofluoromethane	ND	2.0	0.84	ug/l	
75-01-4	Vinyl chloride	ND	1.0	0.79	ug/l	
	m,p-Xylene	ND	1.0	0.78	ug/l	
95-47-6	o-Xylene	ND	1.0	0.59	ug/l	
1330-20-7	Xylene (total)	ND	1.0	0.59	ug/l	

CAS No.	Surrogate Recoveries	Run# 1	Run# 2	Limits
1868-53-7	Dibromofluoromethane	102%		80-120%
17060-07-0	1,2-Dichloroethane-D4	94%		81-124%
2037-26-5	Toluene-D8	99%		80-120%
460-00-4	4-Bromofluorobenzene	98%		80-120%

ND = Not detected MDL = Method Detection Limit J = Indicates an estimated value
 RL = Reporting Limit B = Indicates analyte found in associated method blank
 E = Indicates value exceeds calibration range N = Indicates presumptive evidence of a compound

SGS North America Inc.

Report of Analysis

Page 1 of 2

Client Sample ID:	MW28B-219.5-022520	Date Sampled:	02/25/20
Lab Sample ID:	JD3681-8	Date Received:	02/25/20
Matrix:	AQ - Ground Water	Percent Solids:	n/a
Method:	SW846 8260C		
Project:	Genesco, 150 Fulton Avenue, Garden City, NY		

Run #	File ID	DF	Analyzed	By	Prep Date	Prep Batch	Analytical Batch
Run #1	3B158536.D	1	02/26/20 17:50	KC	n/a	n/a	V3B7139
Run #2							

Run #	Purge Volume
Run #1	5.0 ml
Run #2	

VOA TCL List

CAS No.	Compound	Result	RL	MDL	Units	Q
67-64-1	Acetone	ND	10	6.0	ug/l	
71-43-2	Benzene	ND	0.50	0.43	ug/l	
74-97-5	Bromochloromethane	ND	1.0	0.48	ug/l	
75-27-4	Bromodichloromethane	ND	1.0	0.58	ug/l	
75-25-2	Bromoform	ND	1.0	0.63	ug/l	
74-83-9	Bromomethane	ND	2.0	1.6	ug/l	
78-93-3	2-Butanone (MEK)	ND	10	6.9	ug/l	
75-15-0	Carbon disulfide	ND	2.0	0.95	ug/l	
56-23-5	Carbon tetrachloride	ND	1.0	0.55	ug/l	
108-90-7	Chlorobenzene	ND	1.0	0.56	ug/l	
75-00-3	Chloroethane	ND	1.0	0.73	ug/l	
67-66-3	Chloroform	ND	1.0	0.50	ug/l	
74-87-3	Chloromethane	ND	1.0	0.76	ug/l	
110-82-7	Cyclohexane	ND	5.0	0.78	ug/l	
96-12-8	1,2-Dibromo-3-chloropropane	ND	2.0	1.2	ug/l	
124-48-1	Dibromochloromethane	ND	1.0	0.56	ug/l	
106-93-4	1,2-Dibromoethane	ND	1.0	0.48	ug/l	
95-50-1	1,2-Dichlorobenzene	ND	1.0	0.53	ug/l	
541-73-1	1,3-Dichlorobenzene	ND	1.0	0.54	ug/l	
106-46-7	1,4-Dichlorobenzene	ND	1.0	0.51	ug/l	
75-71-8	Dichlorodifluoromethane	ND	2.0	1.4	ug/l	
75-34-3	1,1-Dichloroethane	ND	1.0	0.57	ug/l	
107-06-2	1,2-Dichloroethane	ND	1.0	0.60	ug/l	
75-35-4	1,1-Dichloroethene	ND	1.0	0.59	ug/l	
156-59-2	cis-1,2-Dichloroethene	ND	1.0	0.51	ug/l	
156-60-5	trans-1,2-Dichloroethene	ND	1.0	0.54	ug/l	
78-87-5	1,2-Dichloropropane	ND	1.0	0.51	ug/l	
10061-01-5	cis-1,3-Dichloropropene	ND	1.0	0.47	ug/l	
10061-02-6	trans-1,3-Dichloropropene	ND	1.0	0.43	ug/l	
100-41-4	Ethylbenzene	ND	1.0	0.60	ug/l	
76-13-1	Freon 113	ND	5.0	1.9	ug/l	
591-78-6	2-Hexanone	ND	5.0	2.0	ug/l	

ND = Not detected MDL = Method Detection Limit

RL = Reporting Limit

E = Indicates value exceeds calibration range

J = Indicates an estimated value

B = Indicates analyte found in associated method blank

N = Indicates presumptive evidence of a compound

Report of Analysis

Client Sample ID: MW28B-219.5-022520 Lab Sample ID: JD3681-8 Matrix: AQ - Ground Water Method: SW846 8260C Project: Genesco, 150 Fulton Avenue, Garden City, NY	Date Sampled: 02/25/20 Date Received: 02/25/20 Percent Solids: n/a
--	---

4.8
4

VOA TCL List

CAS No.	Compound	Result	RL	MDL	Units	Q
98-82-8	Isopropylbenzene	ND	1.0	0.65	ug/l	
79-20-9	Methyl Acetate	ND	5.0	0.80	ug/l	
108-87-2	Methylcyclohexane	ND	5.0	0.60	ug/l	
1634-04-4	Methyl Tert Butyl Ether	ND	1.0	0.51	ug/l	
108-10-1	4-Methyl-2-pentanone(MIBK)	ND	5.0	1.9	ug/l	
75-09-2	Methylene chloride	ND	2.0	1.0	ug/l	
100-42-5	Styrene	ND	1.0	0.70	ug/l	
79-34-5	1,1,2,2-Tetrachloroethane	ND	1.0	0.65	ug/l	
127-18-4	Tetrachloroethene	ND	1.0	0.90	ug/l	
108-88-3	Toluene	ND	1.0	0.53	ug/l	
87-61-6	1,2,3-Trichlorobenzene	ND	1.0	0.50	ug/l	
120-82-1	1,2,4-Trichlorobenzene	ND	1.0	0.50	ug/l	
71-55-6	1,1,1-Trichloroethane	ND	1.0	0.54	ug/l	
79-00-5	1,1,2-Trichloroethane	ND	1.0	0.53	ug/l	
79-01-6	Trichloroethene	ND	1.0	0.53	ug/l	
75-69-4	Trichlorofluoromethane	ND	2.0	0.84	ug/l	
75-01-4	Vinyl chloride	ND	1.0	0.79	ug/l	
	m,p-Xylene	ND	1.0	0.78	ug/l	
95-47-6	o-Xylene	ND	1.0	0.59	ug/l	
1330-20-7	Xylene (total)	ND	1.0	0.59	ug/l	

CAS No.	Surrogate Recoveries	Run# 1	Run# 2	Limits
1868-53-7	Dibromofluoromethane	100%		80-120%
17060-07-0	1,2-Dichloroethane-D4	96%		81-124%
2037-26-5	Toluene-D8	98%		80-120%
460-00-4	4-Bromofluorobenzene	96%		80-120%

ND = Not detected MDL = Method Detection Limit J = Indicates an estimated value
 RL = Reporting Limit B = Indicates analyte found in associated method blank
 E = Indicates value exceeds calibration range N = Indicates presumptive evidence of a compound

SGS North America Inc.

Report of Analysis

Page 1 of 2

Client Sample ID:	MW28C-317-022520	Date Sampled:	02/25/20
Lab Sample ID:	JD3681-9	Date Received:	02/25/20
Matrix:	AQ - Ground Water	Percent Solids:	n/a
Method:	SW846 8260C		
Project:	Genesco, 150 Fulton Avenue, Garden City, NY		

Run #	File ID	DF	Analyzed	By	Prep Date	Prep Batch	Analytical Batch
Run #1	3B158537.D	1	02/26/20 18:19	KC	n/a	n/a	V3B7139
Run #2							

Run #	Purge Volume
Run #1	5.0 ml
Run #2	

VOA TCL List

CAS No.	Compound	Result	RL	MDL	Units	Q
67-64-1	Acetone	ND	10	6.0	ug/l	
71-43-2	Benzene	ND	0.50	0.43	ug/l	
74-97-5	Bromochloromethane	ND	1.0	0.48	ug/l	
75-27-4	Bromodichloromethane	ND	1.0	0.58	ug/l	
75-25-2	Bromoform	ND	1.0	0.63	ug/l	
74-83-9	Bromomethane	ND	2.0	1.6	ug/l	
78-93-3	2-Butanone (MEK)	ND	10	6.9	ug/l	
75-15-0	Carbon disulfide	ND	2.0	0.95	ug/l	
56-23-5	Carbon tetrachloride	ND	1.0	0.55	ug/l	
108-90-7	Chlorobenzene	ND	1.0	0.56	ug/l	
75-00-3	Chloroethane	ND	1.0	0.73	ug/l	
67-66-3	Chloroform	ND	1.0	0.50	ug/l	
74-87-3	Chloromethane	ND	1.0	0.76	ug/l	
110-82-7	Cyclohexane	ND	5.0	0.78	ug/l	
96-12-8	1,2-Dibromo-3-chloropropane	ND	2.0	1.2	ug/l	
124-48-1	Dibromochloromethane	ND	1.0	0.56	ug/l	
106-93-4	1,2-Dibromoethane	ND	1.0	0.48	ug/l	
95-50-1	1,2-Dichlorobenzene	ND	1.0	0.53	ug/l	
541-73-1	1,3-Dichlorobenzene	ND	1.0	0.54	ug/l	
106-46-7	1,4-Dichlorobenzene	ND	1.0	0.51	ug/l	
75-71-8	Dichlorodifluoromethane	ND	2.0	1.4	ug/l	
75-34-3	1,1-Dichloroethane	ND	1.0	0.57	ug/l	
107-06-2	1,2-Dichloroethane	ND	1.0	0.60	ug/l	
75-35-4	1,1-Dichloroethene	ND	1.0	0.59	ug/l	
156-59-2	cis-1,2-Dichloroethene	ND	1.0	0.51	ug/l	
156-60-5	trans-1,2-Dichloroethene	ND	1.0	0.54	ug/l	
78-87-5	1,2-Dichloropropane	ND	1.0	0.51	ug/l	
10061-01-5	cis-1,3-Dichloropropene	ND	1.0	0.47	ug/l	
10061-02-6	trans-1,3-Dichloropropene	ND	1.0	0.43	ug/l	
100-41-4	Ethylbenzene	ND	1.0	0.60	ug/l	
76-13-1	Freon 113	ND	5.0	1.9	ug/l	
591-78-6	2-Hexanone	ND	5.0	2.0	ug/l	

ND = Not detected MDL = Method Detection Limit

RL = Reporting Limit

E = Indicates value exceeds calibration range

J = Indicates an estimated value

B = Indicates analyte found in associated method blank

N = Indicates presumptive evidence of a compound

Report of Analysis

Client Sample ID: MW28C-317-022520	Date Sampled: 02/25/20
Lab Sample ID: JD3681-9	Date Received: 02/25/20
Matrix: AQ - Ground Water	Percent Solids: n/a
Method: SW846 8260C	
Project: Genesco, 150 Fulton Avenue, Garden City, NY	

VOA TCL List

CAS No.	Compound	Result	RL	MDL	Units	Q
98-82-8	Isopropylbenzene	ND	1.0	0.65	ug/l	
79-20-9	Methyl Acetate	ND	5.0	0.80	ug/l	
108-87-2	Methylcyclohexane	ND	5.0	0.60	ug/l	
1634-04-4	Methyl Tert Butyl Ether	ND	1.0	0.51	ug/l	
108-10-1	4-Methyl-2-pentanone(MIBK)	ND	5.0	1.9	ug/l	
75-09-2	Methylene chloride	ND	2.0	1.0	ug/l	
100-42-5	Styrene	ND	1.0	0.70	ug/l	
79-34-5	1,1,2,2-Tetrachloroethane	ND	1.0	0.65	ug/l	
127-18-4	Tetrachloroethene	ND	1.0	0.90	ug/l	
108-88-3	Toluene	ND	1.0	0.53	ug/l	
87-61-6	1,2,3-Trichlorobenzene	ND	1.0	0.50	ug/l	
120-82-1	1,2,4-Trichlorobenzene	ND	1.0	0.50	ug/l	
71-55-6	1,1,1-Trichloroethane	ND	1.0	0.54	ug/l	
79-00-5	1,1,2-Trichloroethane	ND	1.0	0.53	ug/l	
79-01-6	Trichloroethene	ND	1.0	0.53	ug/l	
75-69-4	Trichlorofluoromethane	ND	2.0	0.84	ug/l	
75-01-4	Vinyl chloride	ND	1.0	0.79	ug/l	
	m,p-Xylene	ND	1.0	0.78	ug/l	
95-47-6	o-Xylene	ND	1.0	0.59	ug/l	
1330-20-7	Xylene (total)	ND	1.0	0.59	ug/l	

CAS No.	Surrogate Recoveries	Run# 1	Run# 2	Limits
1868-53-7	Dibromofluoromethane	104%		80-120%
17060-07-0	1,2-Dichloroethane-D4	95%		81-124%
2037-26-5	Toluene-D8	99%		80-120%
460-00-4	4-Bromofluorobenzene	95%		80-120%

ND = Not detected MDL = Method Detection Limit J = Indicates an estimated value
 RL = Reporting Limit B = Indicates analyte found in associated method blank
 E = Indicates value exceeds calibration range N = Indicates presumptive evidence of a compound

4.9

SGS North America Inc.

Report of Analysis

Page 1 of 2

Client Sample ID:	MW28A-97-022520	Date Sampled:	02/25/20
Lab Sample ID:	JD3681-10	Date Received:	02/25/20
Matrix:	AQ - Ground Water	Percent Solids:	n/a
Method:	SW846 8260C		
Project:	Genesco, 150 Fulton Avenue, Garden City, NY		

Run #	File ID	DF	Analyzed	By	Prep Date	Prep Batch	Analytical Batch
Run #1	3B158521.D	1	02/26/20 10:43	KC	n/a	n/a	V3B7139
Run #2							

Run #	Purge Volume
Run #1	5.0 ml
Run #2	

VOA TCL List

CAS No.	Compound	Result	RL	MDL	Units	Q
67-64-1	Acetone	ND	10	6.0	ug/l	
71-43-2	Benzene	ND	0.50	0.43	ug/l	
74-97-5	Bromochloromethane	ND	1.0	0.48	ug/l	
75-27-4	Bromodichloromethane	ND	1.0	0.58	ug/l	
75-25-2	Bromoform	ND	1.0	0.63	ug/l	
74-83-9	Bromomethane	ND	2.0	1.6	ug/l	
78-93-3	2-Butanone (MEK)	ND	10	6.9	ug/l	
75-15-0	Carbon disulfide	ND	2.0	0.95	ug/l	
56-23-5	Carbon tetrachloride	ND	1.0	0.55	ug/l	
108-90-7	Chlorobenzene	ND	1.0	0.56	ug/l	
75-00-3	Chloroethane	ND	1.0	0.73	ug/l	
67-66-3	Chloroform	ND	1.0	0.50	ug/l	
74-87-3	Chloromethane	ND	1.0	0.76	ug/l	
110-82-7	Cyclohexane	ND	5.0	0.78	ug/l	
96-12-8	1,2-Dibromo-3-chloropropane	ND	2.0	1.2	ug/l	
124-48-1	Dibromochloromethane	ND	1.0	0.56	ug/l	
106-93-4	1,2-Dibromoethane	ND	1.0	0.48	ug/l	
95-50-1	1,2-Dichlorobenzene	ND	1.0	0.53	ug/l	
541-73-1	1,3-Dichlorobenzene	ND	1.0	0.54	ug/l	
106-46-7	1,4-Dichlorobenzene	ND	1.0	0.51	ug/l	
75-71-8	Dichlorodifluoromethane	ND	2.0	1.4	ug/l	
75-34-3	1,1-Dichloroethane	ND	1.0	0.57	ug/l	
107-06-2	1,2-Dichloroethane	ND	1.0	0.60	ug/l	
75-35-4	1,1-Dichloroethene	ND	1.0	0.59	ug/l	
156-59-2	cis-1,2-Dichloroethene	ND	1.0	0.51	ug/l	
156-60-5	trans-1,2-Dichloroethene	ND	1.0	0.54	ug/l	
78-87-5	1,2-Dichloropropane	ND	1.0	0.51	ug/l	
10061-01-5	cis-1,3-Dichloropropene	ND	1.0	0.47	ug/l	
10061-02-6	trans-1,3-Dichloropropene	ND	1.0	0.43	ug/l	
100-41-4	Ethylbenzene	ND	1.0	0.60	ug/l	
76-13-1	Freon 113	ND	5.0	1.9	ug/l	
591-78-6	2-Hexanone	ND	5.0	2.0	ug/l	

ND = Not detected MDL = Method Detection Limit

RL = Reporting Limit

E = Indicates value exceeds calibration range

J = Indicates an estimated value

B = Indicates analyte found in associated method blank

N = Indicates presumptive evidence of a compound

Report of Analysis

Client Sample ID: MW28A-97-022520 Lab Sample ID: JD3681-10 Matrix: AQ - Ground Water Method: SW846 8260C Project: Genesco, 150 Fulton Avenue, Garden City, NY	Date Sampled: 02/25/20 Date Received: 02/25/20 Percent Solids: n/a
--	---

4.10
4

VOA TCL List

CAS No.	Compound	Result	RL	MDL	Units	Q
98-82-8	Isopropylbenzene	ND	1.0	0.65	ug/l	
79-20-9	Methyl Acetate	ND	5.0	0.80	ug/l	
108-87-2	Methylcyclohexane	ND	5.0	0.60	ug/l	
1634-04-4	Methyl Tert Butyl Ether	ND	1.0	0.51	ug/l	
108-10-1	4-Methyl-2-pentanone(MIBK)	ND	5.0	1.9	ug/l	
75-09-2	Methylene chloride	ND	2.0	1.0	ug/l	
100-42-5	Styrene	ND	1.0	0.70	ug/l	
79-34-5	1,1,2,2-Tetrachloroethane	ND	1.0	0.65	ug/l	
127-18-4	Tetrachloroethene	ND	1.0	0.90	ug/l	
108-88-3	Toluene	ND	1.0	0.53	ug/l	
87-61-6	1,2,3-Trichlorobenzene	ND	1.0	0.50	ug/l	
120-82-1	1,2,4-Trichlorobenzene	ND	1.0	0.50	ug/l	
71-55-6	1,1,1-Trichloroethane	ND	1.0	0.54	ug/l	
79-00-5	1,1,2-Trichloroethane	ND	1.0	0.53	ug/l	
79-01-6	Trichloroethene	ND	1.0	0.53	ug/l	
75-69-4	Trichlorofluoromethane	ND	2.0	0.84	ug/l	
75-01-4	Vinyl chloride	ND	1.0	0.79	ug/l	
	m,p-Xylene	ND	1.0	0.78	ug/l	
95-47-6	o-Xylene	ND	1.0	0.59	ug/l	
1330-20-7	Xylene (total)	ND	1.0	0.59	ug/l	

CAS No.	Surrogate Recoveries	Run# 1	Run# 2	Limits
1868-53-7	Dibromofluoromethane	102%		80-120%
17060-07-0	1,2-Dichloroethane-D4	103%		81-124%
2037-26-5	Toluene-D8	100%		80-120%
460-00-4	4-Bromofluorobenzene	94%		80-120%

ND = Not detected MDL = Method Detection Limit J = Indicates an estimated value
 RL = Reporting Limit B = Indicates analyte found in associated method blank
 E = Indicates value exceeds calibration range N = Indicates presumptive evidence of a compound

SGS North America Inc.

Report of Analysis

Page 1 of 2

Client Sample ID:	FB-022620	Date Sampled:	02/26/20
Lab Sample ID:	JD3743-1	Date Received:	02/26/20
Matrix:	AQ - Field Blank Water	Percent Solids:	n/a
Method:	SW846 8260C		
Project:	Genesco, 150 Fulton Avenue, Garden City, NY		

Run #	File ID	DF	Analyzed	By	Prep Date	Prep Batch	Analytical Batch
Run #1	1A198917.D	1	02/28/20 12:58	KC	n/a	n/a	V1A8576
Run #2							

Run #	Purge Volume
Run #1	5.0 ml
Run #2	

VOA TCL List

CAS No.	Compound	Result	RL	MDL	Units	Q
67-64-1	Acetone	ND	10	6.0	ug/l	
71-43-2	Benzene	ND	0.50	0.43	ug/l	
74-97-5	Bromochloromethane	ND	1.0	0.48	ug/l	
75-27-4	Bromodichloromethane	ND	1.0	0.58	ug/l	
75-25-2	Bromoform	ND	1.0	0.63	ug/l	
74-83-9	Bromomethane	ND	2.0	1.6	ug/l	
78-93-3	2-Butanone (MEK)	ND	10	6.9	ug/l	
75-15-0	Carbon disulfide	ND	2.0	0.95	ug/l	
56-23-5	Carbon tetrachloride	ND	1.0	0.55	ug/l	
108-90-7	Chlorobenzene	ND	1.0	0.56	ug/l	
75-00-3	Chloroethane	ND	1.0	0.73	ug/l	
67-66-3	Chloroform	ND	1.0	0.50	ug/l	
74-87-3	Chloromethane	ND	1.0	0.76	ug/l	
110-82-7	Cyclohexane	ND	5.0	0.78	ug/l	
96-12-8	1,2-Dibromo-3-chloropropane	ND	2.0	1.2	ug/l	
124-48-1	Dibromochloromethane	ND	1.0	0.56	ug/l	
106-93-4	1,2-Dibromoethane	ND	1.0	0.48	ug/l	
95-50-1	1,2-Dichlorobenzene	ND	1.0	0.53	ug/l	
541-73-1	1,3-Dichlorobenzene	ND	1.0	0.54	ug/l	
106-46-7	1,4-Dichlorobenzene	ND	1.0	0.51	ug/l	
75-71-8	Dichlorodifluoromethane	ND	2.0	1.4	ug/l	
75-34-3	1,1-Dichloroethane	ND	1.0	0.57	ug/l	
107-06-2	1,2-Dichloroethane	ND	1.0	0.60	ug/l	
75-35-4	1,1-Dichloroethene	ND	1.0	0.59	ug/l	
156-59-2	cis-1,2-Dichloroethene	ND	1.0	0.51	ug/l	
156-60-5	trans-1,2-Dichloroethene	ND	1.0	0.54	ug/l	
78-87-5	1,2-Dichloropropane	ND	1.0	0.51	ug/l	
10061-01-5	cis-1,3-Dichloropropene	ND	1.0	0.47	ug/l	
10061-02-6	trans-1,3-Dichloropropene	ND	1.0	0.43	ug/l	
100-41-4	Ethylbenzene	ND	1.0	0.60	ug/l	
76-13-1	Freon 113	ND	5.0	1.9	ug/l	
591-78-6	2-Hexanone	ND	5.0	2.0	ug/l	

ND = Not detected

MDL = Method Detection Limit

J = Indicates an estimated value

RL = Reporting Limit

B = Indicates analyte found in associated method blank

E = Indicates value exceeds calibration range

N = Indicates presumptive evidence of a compound

Report of Analysis

Client Sample ID: FB-022620		Date Sampled: 02/26/20
Lab Sample ID: JD3743-1		Date Received: 02/26/20
Matrix: AQ - Field Blank Water		Percent Solids: n/a
Method: SW846 8260C		
Project: Genesco, 150 Fulton Avenue, Garden City, NY		

VOA TCL List

CAS No.	Compound	Result	RL	MDL	Units	Q
98-82-8	Isopropylbenzene	ND	1.0	0.65	ug/l	
79-20-9	Methyl Acetate	ND	5.0	0.80	ug/l	
108-87-2	Methylcyclohexane	ND	5.0	0.60	ug/l	
1634-04-4	Methyl Tert Butyl Ether	ND	1.0	0.51	ug/l	
108-10-1	4-Methyl-2-pentanone(MIBK)	ND	5.0	1.9	ug/l	
75-09-2	Methylene chloride	ND	2.0	1.0	ug/l	
100-42-5	Styrene	ND	1.0	0.70	ug/l	
79-34-5	1,1,2,2-Tetrachloroethane	ND	1.0	0.65	ug/l	
127-18-4	Tetrachloroethene	ND	1.0	0.90	ug/l	
108-88-3	Toluene	ND	1.0	0.53	ug/l	
87-61-6	1,2,3-Trichlorobenzene	ND	1.0	0.50	ug/l	
120-82-1	1,2,4-Trichlorobenzene	ND	1.0	0.50	ug/l	
71-55-6	1,1,1-Trichloroethane	ND	1.0	0.54	ug/l	
79-00-5	1,1,2-Trichloroethane	ND	1.0	0.53	ug/l	
79-01-6	Trichloroethene	ND	1.0	0.53	ug/l	
75-69-4	Trichlorofluoromethane	ND	2.0	0.84	ug/l	
75-01-4	Vinyl chloride	ND	1.0	0.79	ug/l	
	m,p-Xylene	ND	1.0	0.78	ug/l	
95-47-6	o-Xylene	ND	1.0	0.59	ug/l	
1330-20-7	Xylene (total)	ND	1.0	0.59	ug/l	

CAS No.	Surrogate Recoveries	Run# 1	Run# 2	Limits
1868-53-7	Dibromofluoromethane	100%		80-120%
17060-07-0	1,2-Dichloroethane-D4	92%		81-124%
2037-26-5	Toluene-D8	98%		80-120%
460-00-4	4-Bromofluorobenzene	97%		80-120%

ND = Not detected MDL = Method Detection Limit J = Indicates an estimated value
 RL = Reporting Limit B = Indicates analyte found in associated method blank
 E = Indicates value exceeds calibration range N = Indicates presumptive evidence of a compound

4.1
4

SGS North America Inc.

Report of Analysis

Page 1 of 2

Client Sample ID:	TB-022620	Date Sampled:	02/26/20
Lab Sample ID:	JD3743-2	Date Received:	02/26/20
Matrix:	AQ - Trip Blank Water	Percent Solids:	n/a
Method:	SW846 8260C		
Project:	Genesco, 150 Fulton Avenue, Garden City, NY		

Run #	File ID	DF	Analyzed	By	Prep Date	Prep Batch	Analytical Batch
Run #1	1A198918.D	1	02/28/20 13:23	KC	n/a	n/a	V1A8576
Run #2							

Run #	Purge Volume
Run #1	5.0 ml
Run #2	

VOA TCL List

CAS No.	Compound	Result	RL	MDL	Units	Q
67-64-1	Acetone	ND	10	6.0	ug/l	
71-43-2	Benzene	ND	0.50	0.43	ug/l	
74-97-5	Bromochloromethane	ND	1.0	0.48	ug/l	
75-27-4	Bromodichloromethane	ND	1.0	0.58	ug/l	
75-25-2	Bromoform	ND	1.0	0.63	ug/l	
74-83-9	Bromomethane	ND	2.0	1.6	ug/l	
78-93-3	2-Butanone (MEK)	ND	10	6.9	ug/l	
75-15-0	Carbon disulfide	ND	2.0	0.95	ug/l	
56-23-5	Carbon tetrachloride	ND	1.0	0.55	ug/l	
108-90-7	Chlorobenzene	ND	1.0	0.56	ug/l	
75-00-3	Chloroethane	ND	1.0	0.73	ug/l	
67-66-3	Chloroform	ND	1.0	0.50	ug/l	
74-87-3	Chloromethane	ND	1.0	0.76	ug/l	
110-82-7	Cyclohexane	ND	5.0	0.78	ug/l	
96-12-8	1,2-Dibromo-3-chloropropane	ND	2.0	1.2	ug/l	
124-48-1	Dibromochloromethane	ND	1.0	0.56	ug/l	
106-93-4	1,2-Dibromoethane	ND	1.0	0.48	ug/l	
95-50-1	1,2-Dichlorobenzene	ND	1.0	0.53	ug/l	
541-73-1	1,3-Dichlorobenzene	ND	1.0	0.54	ug/l	
106-46-7	1,4-Dichlorobenzene	ND	1.0	0.51	ug/l	
75-71-8	Dichlorodifluoromethane	ND	2.0	1.4	ug/l	
75-34-3	1,1-Dichloroethane	ND	1.0	0.57	ug/l	
107-06-2	1,2-Dichloroethane	ND	1.0	0.60	ug/l	
75-35-4	1,1-Dichloroethene	ND	1.0	0.59	ug/l	
156-59-2	cis-1,2-Dichloroethene	ND	1.0	0.51	ug/l	
156-60-5	trans-1,2-Dichloroethene	ND	1.0	0.54	ug/l	
78-87-5	1,2-Dichloropropane	ND	1.0	0.51	ug/l	
10061-01-5	cis-1,3-Dichloropropene	ND	1.0	0.47	ug/l	
10061-02-6	trans-1,3-Dichloropropene	ND	1.0	0.43	ug/l	
100-41-4	Ethylbenzene	ND	1.0	0.60	ug/l	
76-13-1	Freon 113	ND	5.0	1.9	ug/l	
591-78-6	2-Hexanone	ND	5.0	2.0	ug/l	

ND = Not detected

MDL = Method Detection Limit

J = Indicates an estimated value

RL = Reporting Limit

B = Indicates analyte found in associated method blank

E = Indicates value exceeds calibration range

N = Indicates presumptive evidence of a compound

Report of Analysis

Client Sample ID: TB-022620		Date Sampled: 02/26/20
Lab Sample ID: JD3743-2		Date Received: 02/26/20
Matrix: AQ - Trip Blank Water		Percent Solids: n/a
Method: SW846 8260C		
Project: Genesco, 150 Fulton Avenue, Garden City, NY		

VOA TCL List

CAS No.	Compound	Result	RL	MDL	Units	Q
98-82-8	Isopropylbenzene	ND	1.0	0.65	ug/l	
79-20-9	Methyl Acetate	ND	5.0	0.80	ug/l	
108-87-2	Methylcyclohexane	ND	5.0	0.60	ug/l	
1634-04-4	Methyl Tert Butyl Ether	ND	1.0	0.51	ug/l	
108-10-1	4-Methyl-2-pentanone(MIBK)	ND	5.0	1.9	ug/l	
75-09-2	Methylene chloride	ND	2.0	1.0	ug/l	
100-42-5	Styrene	ND	1.0	0.70	ug/l	
79-34-5	1,1,2,2-Tetrachloroethane	ND	1.0	0.65	ug/l	
127-18-4	Tetrachloroethene	ND	1.0	0.90	ug/l	
108-88-3	Toluene	ND	1.0	0.53	ug/l	
87-61-6	1,2,3-Trichlorobenzene	ND	1.0	0.50	ug/l	
120-82-1	1,2,4-Trichlorobenzene	ND	1.0	0.50	ug/l	
71-55-6	1,1,1-Trichloroethane	ND	1.0	0.54	ug/l	
79-00-5	1,1,2-Trichloroethane	ND	1.0	0.53	ug/l	
79-01-6	Trichloroethene	ND	1.0	0.53	ug/l	
75-69-4	Trichlorofluoromethane	ND	2.0	0.84	ug/l	
75-01-4	Vinyl chloride	ND	1.0	0.79	ug/l	
	m,p-Xylene	ND	1.0	0.78	ug/l	
95-47-6	o-Xylene	ND	1.0	0.59	ug/l	
1330-20-7	Xylene (total)	ND	1.0	0.59	ug/l	

CAS No.	Surrogate Recoveries	Run# 1	Run# 2	Limits
1868-53-7	Dibromofluoromethane	99%		80-120%
17060-07-0	1,2-Dichloroethane-D4	95%		81-124%
2037-26-5	Toluene-D8	98%		80-120%
460-00-4	4-Bromofluorobenzene	98%		80-120%

ND = Not detected MDL = Method Detection Limit J = Indicates an estimated value
 RL = Reporting Limit B = Indicates analyte found in associated method blank
 E = Indicates value exceeds calibration range N = Indicates presumptive evidence of a compound

4.2
4

SGS North America Inc.

Report of Analysis

Page 1 of 2

Client Sample ID:	MW27G-443-022620	Date Sampled:	02/26/20
Lab Sample ID:	JD3743-3	Date Received:	02/26/20
Matrix:	AQ - Ground Water	Percent Solids:	n/a
Method:	SW846 8260C		
Project:	Genesco, 150 Fulton Avenue, Garden City, NY		

Run #	File ID	DF	Analyzed	By	Prep Date	Prep Batch	Analytical Batch
Run #1	1A198910.D	1	02/28/20 10:16	KC	n/a	n/a	V1A8576
Run #2							

Run #	Purge Volume
Run #1	5.0 ml
Run #2	

VOA TCL List

CAS No.	Compound	Result	RL	MDL	Units	Q
67-64-1	Acetone	ND	10	6.0	ug/l	
71-43-2	Benzene	ND	0.50	0.43	ug/l	
74-97-5	Bromochloromethane	ND	1.0	0.48	ug/l	
75-27-4	Bromodichloromethane	ND	1.0	0.58	ug/l	
75-25-2	Bromoform	ND	1.0	0.63	ug/l	
74-83-9	Bromomethane	ND	2.0	1.6	ug/l	
78-93-3	2-Butanone (MEK)	ND	10	6.9	ug/l	
75-15-0	Carbon disulfide	ND	2.0	0.95	ug/l	
56-23-5	Carbon tetrachloride	ND	1.0	0.55	ug/l	
108-90-7	Chlorobenzene	ND	1.0	0.56	ug/l	
75-00-3	Chloroethane	ND	1.0	0.73	ug/l	
67-66-3	Chloroform	ND	1.0	0.50	ug/l	
74-87-3	Chloromethane	ND	1.0	0.76	ug/l	
110-82-7	Cyclohexane	ND	5.0	0.78	ug/l	
96-12-8	1,2-Dibromo-3-chloropropane	ND	2.0	1.2	ug/l	
124-48-1	Dibromochloromethane	ND	1.0	0.56	ug/l	
106-93-4	1,2-Dibromoethane	ND	1.0	0.48	ug/l	
95-50-1	1,2-Dichlorobenzene	ND	1.0	0.53	ug/l	
541-73-1	1,3-Dichlorobenzene	ND	1.0	0.54	ug/l	
106-46-7	1,4-Dichlorobenzene	ND	1.0	0.51	ug/l	
75-71-8	Dichlorodifluoromethane	ND	2.0	1.4	ug/l	
75-34-3	1,1-Dichloroethane	ND	1.0	0.57	ug/l	
107-06-2	1,2-Dichloroethane	ND	1.0	0.60	ug/l	
75-35-4	1,1-Dichloroethene	ND	1.0	0.59	ug/l	
156-59-2	cis-1,2-Dichloroethene	ND	1.0	0.51	ug/l	
156-60-5	trans-1,2-Dichloroethene	ND	1.0	0.54	ug/l	
78-87-5	1,2-Dichloropropane	ND	1.0	0.51	ug/l	
10061-01-5	cis-1,3-Dichloropropene	ND	1.0	0.47	ug/l	
10061-02-6	trans-1,3-Dichloropropene	ND	1.0	0.43	ug/l	
100-41-4	Ethylbenzene	ND	1.0	0.60	ug/l	
76-13-1	Freon 113	ND	5.0	1.9	ug/l	
591-78-6	2-Hexanone	ND	5.0	2.0	ug/l	

ND = Not detected

MDL = Method Detection Limit

J = Indicates an estimated value

RL = Reporting Limit

B = Indicates analyte found in associated method blank

E = Indicates value exceeds calibration range

N = Indicates presumptive evidence of a compound

Report of Analysis

Client Sample ID: MW27G-443-022620		Date Sampled: 02/26/20
Lab Sample ID: JD3743-3		Date Received: 02/26/20
Matrix: AQ - Ground Water		Percent Solids: n/a
Method: SW846 8260C		
Project: Genesco, 150 Fulton Avenue, Garden City, NY		

VOA TCL List

CAS No.	Compound	Result	RL	MDL	Units	Q
98-82-8	Isopropylbenzene	ND	1.0	0.65	ug/l	
79-20-9	Methyl Acetate	ND	5.0	0.80	ug/l	
108-87-2	Methylcyclohexane	ND	5.0	0.60	ug/l	
1634-04-4	Methyl Tert Butyl Ether	ND	1.0	0.51	ug/l	
108-10-1	4-Methyl-2-pentanone(MIBK)	ND	5.0	1.9	ug/l	
75-09-2	Methylene chloride	ND	2.0	1.0	ug/l	
100-42-5	Styrene	ND	1.0	0.70	ug/l	
79-34-5	1,1,2,2-Tetrachloroethane	ND	1.0	0.65	ug/l	
127-18-4	Tetrachloroethene	5.3	1.0	0.90	ug/l	
108-88-3	Toluene	ND	1.0	0.53	ug/l	
87-61-6	1,2,3-Trichlorobenzene	ND	1.0	0.50	ug/l	
120-82-1	1,2,4-Trichlorobenzene	ND	1.0	0.50	ug/l	
71-55-6	1,1,1-Trichloroethane	ND	1.0	0.54	ug/l	
79-00-5	1,1,2-Trichloroethane	ND	1.0	0.53	ug/l	
79-01-6	Trichloroethene	1.2	1.0	0.53	ug/l	
75-69-4	Trichlorofluoromethane	ND	2.0	0.84	ug/l	
75-01-4	Vinyl chloride	ND	1.0	0.79	ug/l	
	m,p-Xylene	ND	1.0	0.78	ug/l	
95-47-6	o-Xylene	ND	1.0	0.59	ug/l	
1330-20-7	Xylene (total)	ND	1.0	0.59	ug/l	

CAS No.	Surrogate Recoveries	Run# 1	Run# 2	Limits
1868-53-7	Dibromofluoromethane	97%		80-120%
17060-07-0	1,2-Dichloroethane-D4	94%		81-124%
2037-26-5	Toluene-D8	99%		80-120%
460-00-4	4-Bromofluorobenzene	102%		80-120%

ND = Not detected MDL = Method Detection Limit J = Indicates an estimated value
 RL = Reporting Limit B = Indicates analyte found in associated method blank
 E = Indicates value exceeds calibration range N = Indicates presumptive evidence of a compound

4.3
4

SGS North America Inc.

Report of Analysis

Page 1 of 2

Client Sample ID:	MW27H-476.5-022620	Date Sampled:	02/26/20
Lab Sample ID:	JD3743-4	Date Received:	02/26/20
Matrix:	AQ - Ground Water	Percent Solids:	n/a
Method:	SW846 8260C		
Project:	Genesco, 150 Fulton Avenue, Garden City, NY		

Run #	File ID	DF	Analyzed	By	Prep Date	Prep Batch	Analytical Batch
Run #1	1A198911.D	1	02/28/20 10:41	KC	n/a	n/a	V1A8576
Run #2							

Run #	Purge Volume
Run #1	5.0 ml
Run #2	

VOA TCL List

CAS No.	Compound	Result	RL	MDL	Units	Q
67-64-1	Acetone	ND	10	6.0	ug/l	
71-43-2	Benzene	ND	0.50	0.43	ug/l	
74-97-5	Bromochloromethane	ND	1.0	0.48	ug/l	
75-27-4	Bromodichloromethane	ND	1.0	0.58	ug/l	
75-25-2	Bromoform	ND	1.0	0.63	ug/l	
74-83-9	Bromomethane	ND	2.0	1.6	ug/l	
78-93-3	2-Butanone (MEK)	ND	10	6.9	ug/l	
75-15-0	Carbon disulfide	ND	2.0	0.95	ug/l	
56-23-5	Carbon tetrachloride	ND	1.0	0.55	ug/l	
108-90-7	Chlorobenzene	ND	1.0	0.56	ug/l	
75-00-3	Chloroethane	ND	1.0	0.73	ug/l	
67-66-3	Chloroform	ND	1.0	0.50	ug/l	
74-87-3	Chloromethane	ND	1.0	0.76	ug/l	
110-82-7	Cyclohexane	ND	5.0	0.78	ug/l	
96-12-8	1,2-Dibromo-3-chloropropane	ND	2.0	1.2	ug/l	
124-48-1	Dibromochloromethane	ND	1.0	0.56	ug/l	
106-93-4	1,2-Dibromoethane	ND	1.0	0.48	ug/l	
95-50-1	1,2-Dichlorobenzene	ND	1.0	0.53	ug/l	
541-73-1	1,3-Dichlorobenzene	ND	1.0	0.54	ug/l	
106-46-7	1,4-Dichlorobenzene	ND	1.0	0.51	ug/l	
75-71-8	Dichlorodifluoromethane	ND	2.0	1.4	ug/l	
75-34-3	1,1-Dichloroethane	ND	1.0	0.57	ug/l	
107-06-2	1,2-Dichloroethane	ND	1.0	0.60	ug/l	
75-35-4	1,1-Dichloroethene	ND	1.0	0.59	ug/l	
156-59-2	cis-1,2-Dichloroethene	6.4	1.0	0.51	ug/l	
156-60-5	trans-1,2-Dichloroethene	ND	1.0	0.54	ug/l	
78-87-5	1,2-Dichloropropane	ND	1.0	0.51	ug/l	
10061-01-5	cis-1,3-Dichloropropene	ND	1.0	0.47	ug/l	
10061-02-6	trans-1,3-Dichloropropene	ND	1.0	0.43	ug/l	
100-41-4	Ethylbenzene	ND	1.0	0.60	ug/l	
76-13-1	Freon 113	ND	5.0	1.9	ug/l	
591-78-6	2-Hexanone	ND	5.0	2.0	ug/l	

ND = Not detected

MDL = Method Detection Limit

J = Indicates an estimated value

RL = Reporting Limit

B = Indicates analyte found in associated method blank

E = Indicates value exceeds calibration range

N = Indicates presumptive evidence of a compound

Report of Analysis

Client Sample ID: MW27H-476.5-022620		Date Sampled: 02/26/20
Lab Sample ID: JD3743-4		Date Received: 02/26/20
Matrix: AQ - Ground Water		Percent Solids: n/a
Method: SW846 8260C		
Project: Genesco, 150 Fulton Avenue, Garden City, NY		

VOA TCL List

CAS No.	Compound	Result	RL	MDL	Units	Q
98-82-8	Isopropylbenzene	ND	1.0	0.65	ug/l	
79-20-9	Methyl Acetate	ND	5.0	0.80	ug/l	
108-87-2	Methylcyclohexane	ND	5.0	0.60	ug/l	
1634-04-4	Methyl Tert Butyl Ether	ND	1.0	0.51	ug/l	
108-10-1	4-Methyl-2-pentanone(MIBK)	ND	5.0	1.9	ug/l	
75-09-2	Methylene chloride	ND	2.0	1.0	ug/l	
100-42-5	Styrene	ND	1.0	0.70	ug/l	
79-34-5	1,1,2,2-Tetrachloroethane	ND	1.0	0.65	ug/l	
127-18-4	Tetrachloroethene	ND	1.0	0.90	ug/l	
108-88-3	Toluene	ND	1.0	0.53	ug/l	
87-61-6	1,2,3-Trichlorobenzene	ND	1.0	0.50	ug/l	
120-82-1	1,2,4-Trichlorobenzene	ND	1.0	0.50	ug/l	
71-55-6	1,1,1-Trichloroethane	ND	1.0	0.54	ug/l	
79-00-5	1,1,2-Trichloroethane	ND	1.0	0.53	ug/l	
79-01-6	Trichloroethene	0.66	1.0	0.53	ug/l	J
75-69-4	Trichlorofluoromethane	ND	2.0	0.84	ug/l	
75-01-4	Vinyl chloride	ND	1.0	0.79	ug/l	
	m,p-Xylene	ND	1.0	0.78	ug/l	
95-47-6	o-Xylene	ND	1.0	0.59	ug/l	
1330-20-7	Xylene (total)	ND	1.0	0.59	ug/l	

CAS No.	Surrogate Recoveries	Run# 1	Run# 2	Limits
1868-53-7	Dibromofluoromethane	100%		80-120%
17060-07-0	1,2-Dichloroethane-D4	95%		81-124%
2037-26-5	Toluene-D8	98%		80-120%
460-00-4	4-Bromofluorobenzene	99%		80-120%

ND = Not detected MDL = Method Detection Limit J = Indicates an estimated value
 RL = Reporting Limit B = Indicates analyte found in associated method blank
 E = Indicates value exceeds calibration range N = Indicates presumptive evidence of a compound

4.4
4

SGS North America Inc.

Report of Analysis

Page 1 of 2

Client Sample ID:	MW27F-413.5-022620	Date Sampled:	02/26/20
Lab Sample ID:	JD3743-5	Date Received:	02/26/20
Matrix:	AQ - Ground Water	Percent Solids:	n/a
Method:	SW846 8260C		
Project:	Genesco, 150 Fulton Avenue, Garden City, NY		

Run #	File ID	DF	Analyzed	By	Prep Date	Prep Batch	Analytical Batch
Run #1	1A198912.D	1	02/28/20 10:54	KC	n/a	n/a	V1A8576
Run #2							

Run #	Purge Volume
Run #1	5.0 ml
Run #2	

VOA TCL List

CAS No.	Compound	Result	RL	MDL	Units	Q
67-64-1	Acetone	ND	10	6.0	ug/l	
71-43-2	Benzene	ND	0.50	0.43	ug/l	
74-97-5	Bromochloromethane	ND	1.0	0.48	ug/l	
75-27-4	Bromodichloromethane	ND	1.0	0.58	ug/l	
75-25-2	Bromoform	ND	1.0	0.63	ug/l	
74-83-9	Bromomethane	ND	2.0	1.6	ug/l	
78-93-3	2-Butanone (MEK)	ND	10	6.9	ug/l	
75-15-0	Carbon disulfide	ND	2.0	0.95	ug/l	
56-23-5	Carbon tetrachloride	ND	1.0	0.55	ug/l	
108-90-7	Chlorobenzene	ND	1.0	0.56	ug/l	
75-00-3	Chloroethane	ND	1.0	0.73	ug/l	
67-66-3	Chloroform	ND	1.0	0.50	ug/l	
74-87-3	Chloromethane	ND	1.0	0.76	ug/l	
110-82-7	Cyclohexane	ND	5.0	0.78	ug/l	
96-12-8	1,2-Dibromo-3-chloropropane	ND	2.0	1.2	ug/l	
124-48-1	Dibromochloromethane	ND	1.0	0.56	ug/l	
106-93-4	1,2-Dibromoethane	ND	1.0	0.48	ug/l	
95-50-1	1,2-Dichlorobenzene	ND	1.0	0.53	ug/l	
541-73-1	1,3-Dichlorobenzene	ND	1.0	0.54	ug/l	
106-46-7	1,4-Dichlorobenzene	ND	1.0	0.51	ug/l	
75-71-8	Dichlorodifluoromethane	ND	2.0	1.4	ug/l	
75-34-3	1,1-Dichloroethane	ND	1.0	0.57	ug/l	
107-06-2	1,2-Dichloroethane	ND	1.0	0.60	ug/l	
75-35-4	1,1-Dichloroethene	ND	1.0	0.59	ug/l	
156-59-2	cis-1,2-Dichloroethene	ND	1.0	0.51	ug/l	
156-60-5	trans-1,2-Dichloroethene	ND	1.0	0.54	ug/l	
78-87-5	1,2-Dichloropropane	ND	1.0	0.51	ug/l	
10061-01-5	cis-1,3-Dichloropropene	ND	1.0	0.47	ug/l	
10061-02-6	trans-1,3-Dichloropropene	ND	1.0	0.43	ug/l	
100-41-4	Ethylbenzene	ND	1.0	0.60	ug/l	
76-13-1	Freon 113	ND	5.0	1.9	ug/l	
591-78-6	2-Hexanone	ND	5.0	2.0	ug/l	

ND = Not detected

MDL = Method Detection Limit

J = Indicates an estimated value

RL = Reporting Limit

B = Indicates analyte found in associated method blank

E = Indicates value exceeds calibration range

N = Indicates presumptive evidence of a compound

Report of Analysis

Client Sample ID:	MW27F-413.5-022620	Date Sampled:	02/26/20
Lab Sample ID:	JD3743-5	Date Received:	02/26/20
Matrix:	AQ - Ground Water	Percent Solids:	n/a
Method:	SW846 8260C		
Project:	Genesco, 150 Fulton Avenue, Garden City, NY		

VOA TCL List

CAS No.	Compound	Result	RL	MDL	Units	Q
98-82-8	Isopropylbenzene	ND	1.0	0.65	ug/l	
79-20-9	Methyl Acetate	ND	5.0	0.80	ug/l	
108-87-2	Methylcyclohexane	ND	5.0	0.60	ug/l	
1634-04-4	Methyl Tert Butyl Ether	ND	1.0	0.51	ug/l	
108-10-1	4-Methyl-2-pentanone(MIBK)	ND	5.0	1.9	ug/l	
75-09-2	Methylene chloride	ND	2.0	1.0	ug/l	
100-42-5	Styrene	ND	1.0	0.70	ug/l	
79-34-5	1,1,2,2-Tetrachloroethane	ND	1.0	0.65	ug/l	
127-18-4	Tetrachloroethene	ND	1.0	0.90	ug/l	
108-88-3	Toluene	ND	1.0	0.53	ug/l	
87-61-6	1,2,3-Trichlorobenzene	ND	1.0	0.50	ug/l	
120-82-1	1,2,4-Trichlorobenzene	ND	1.0	0.50	ug/l	
71-55-6	1,1,1-Trichloroethane	ND	1.0	0.54	ug/l	
79-00-5	1,1,2-Trichloroethane	ND	1.0	0.53	ug/l	
79-01-6	Trichloroethene	ND	1.0	0.53	ug/l	
75-69-4	Trichlorofluoromethane	ND	2.0	0.84	ug/l	
75-01-4	Vinyl chloride	ND	1.0	0.79	ug/l	
	m,p-Xylene	ND	1.0	0.78	ug/l	
95-47-6	o-Xylene	ND	1.0	0.59	ug/l	
1330-20-7	Xylene (total)	ND	1.0	0.59	ug/l	

CAS No.	Surrogate Recoveries	Run# 1	Run# 2	Limits
1868-53-7	Dibromofluoromethane	100%		80-120%
17060-07-0	1,2-Dichloroethane-D4	94%		81-124%
2037-26-5	Toluene-D8	98%		80-120%
460-00-4	4-Bromofluorobenzene	97%		80-120%

ND = Not detected MDL = Method Detection Limit J = Indicates an estimated value
 RL = Reporting Limit B = Indicates analyte found in associated method blank
 E = Indicates value exceeds calibration range N = Indicates presumptive evidence of a compound

4.5
4

SGS North America Inc.

Report of Analysis

Page 1 of 2

Client Sample ID:	MW27E-369-022620	Date Sampled:	02/26/20
Lab Sample ID:	JD3743-6	Date Received:	02/26/20
Matrix:	AQ - Ground Water	Percent Solids:	n/a
Method:	SW846 8260C		
Project:	Genesco, 150 Fulton Avenue, Garden City, NY		

Run #	File ID	DF	Analyzed	By	Prep Date	Prep Batch	Analytical Batch
Run #1	1A198913.D	1	02/28/20 11:19	KC	n/a	n/a	V1A8576
Run #2							

Run #	Purge Volume
Run #1	5.0 ml
Run #2	

VOA TCL List

CAS No.	Compound	Result	RL	MDL	Units	Q
67-64-1	Acetone	ND	10	6.0	ug/l	
71-43-2	Benzene	ND	0.50	0.43	ug/l	
74-97-5	Bromochloromethane	ND	1.0	0.48	ug/l	
75-27-4	Bromodichloromethane	ND	1.0	0.58	ug/l	
75-25-2	Bromoform	ND	1.0	0.63	ug/l	
74-83-9	Bromomethane	ND	2.0	1.6	ug/l	
78-93-3	2-Butanone (MEK)	ND	10	6.9	ug/l	
75-15-0	Carbon disulfide	ND	2.0	0.95	ug/l	
56-23-5	Carbon tetrachloride	ND	1.0	0.55	ug/l	
108-90-7	Chlorobenzene	ND	1.0	0.56	ug/l	
75-00-3	Chloroethane	ND	1.0	0.73	ug/l	
67-66-3	Chloroform	ND	1.0	0.50	ug/l	
74-87-3	Chloromethane	ND	1.0	0.76	ug/l	
110-82-7	Cyclohexane	ND	5.0	0.78	ug/l	
96-12-8	1,2-Dibromo-3-chloropropane	ND	2.0	1.2	ug/l	
124-48-1	Dibromochloromethane	ND	1.0	0.56	ug/l	
106-93-4	1,2-Dibromoethane	ND	1.0	0.48	ug/l	
95-50-1	1,2-Dichlorobenzene	ND	1.0	0.53	ug/l	
541-73-1	1,3-Dichlorobenzene	ND	1.0	0.54	ug/l	
106-46-7	1,4-Dichlorobenzene	ND	1.0	0.51	ug/l	
75-71-8	Dichlorodifluoromethane	ND	2.0	1.4	ug/l	
75-34-3	1,1-Dichloroethane	ND	1.0	0.57	ug/l	
107-06-2	1,2-Dichloroethane	ND	1.0	0.60	ug/l	
75-35-4	1,1-Dichloroethene	ND	1.0	0.59	ug/l	
156-59-2	cis-1,2-Dichloroethene	ND	1.0	0.51	ug/l	
156-60-5	trans-1,2-Dichloroethene	ND	1.0	0.54	ug/l	
78-87-5	1,2-Dichloropropane	ND	1.0	0.51	ug/l	
10061-01-5	cis-1,3-Dichloropropene	ND	1.0	0.47	ug/l	
10061-02-6	trans-1,3-Dichloropropene	ND	1.0	0.43	ug/l	
100-41-4	Ethylbenzene	ND	1.0	0.60	ug/l	
76-13-1	Freon 113	ND	5.0	1.9	ug/l	
591-78-6	2-Hexanone	ND	5.0	2.0	ug/l	

ND = Not detected

MDL = Method Detection Limit

J = Indicates an estimated value

RL = Reporting Limit

B = Indicates analyte found in associated method blank

E = Indicates value exceeds calibration range

N = Indicates presumptive evidence of a compound

Report of Analysis

Client Sample ID: MW27E-369-022620		Date Sampled: 02/26/20
Lab Sample ID: JD3743-6		Date Received: 02/26/20
Matrix: AQ - Ground Water		Percent Solids: n/a
Method: SW846 8260C		
Project: Genesco, 150 Fulton Avenue, Garden City, NY		

VOA TCL List

CAS No.	Compound	Result	RL	MDL	Units	Q
98-82-8	Isopropylbenzene	ND	1.0	0.65	ug/l	
79-20-9	Methyl Acetate	ND	5.0	0.80	ug/l	
108-87-2	Methylcyclohexane	ND	5.0	0.60	ug/l	
1634-04-4	Methyl Tert Butyl Ether	ND	1.0	0.51	ug/l	
108-10-1	4-Methyl-2-pentanone(MIBK)	ND	5.0	1.9	ug/l	
75-09-2	Methylene chloride	ND	2.0	1.0	ug/l	
100-42-5	Styrene	ND	1.0	0.70	ug/l	
79-34-5	1,1,2,2-Tetrachloroethane	ND	1.0	0.65	ug/l	
127-18-4	Tetrachloroethene	ND	1.0	0.90	ug/l	
108-88-3	Toluene	ND	1.0	0.53	ug/l	
87-61-6	1,2,3-Trichlorobenzene	ND	1.0	0.50	ug/l	
120-82-1	1,2,4-Trichlorobenzene	ND	1.0	0.50	ug/l	
71-55-6	1,1,1-Trichloroethane	ND	1.0	0.54	ug/l	
79-00-5	1,1,2-Trichloroethane	ND	1.0	0.53	ug/l	
79-01-6	Trichloroethene	ND	1.0	0.53	ug/l	
75-69-4	Trichlorofluoromethane	ND	2.0	0.84	ug/l	
75-01-4	Vinyl chloride	ND	1.0	0.79	ug/l	
	m,p-Xylene	ND	1.0	0.78	ug/l	
95-47-6	o-Xylene	ND	1.0	0.59	ug/l	
1330-20-7	Xylene (total)	ND	1.0	0.59	ug/l	

CAS No.	Surrogate Recoveries	Run# 1	Run# 2	Limits
1868-53-7	Dibromofluoromethane	100%		80-120%
17060-07-0	1,2-Dichloroethane-D4	95%		81-124%
2037-26-5	Toluene-D8	98%		80-120%
460-00-4	4-Bromofluorobenzene	98%		80-120%

ND = Not detected MDL = Method Detection Limit J = Indicates an estimated value
 RL = Reporting Limit B = Indicates analyte found in associated method blank
 E = Indicates value exceeds calibration range N = Indicates presumptive evidence of a compound

4.6
4

SGS North America Inc.

Report of Analysis

Page 1 of 2

Client Sample ID:	MW27C-289-022620	Date Sampled:	02/26/20
Lab Sample ID:	JD3743-7	Date Received:	02/26/20
Matrix:	AQ - Ground Water	Percent Solids:	n/a
Method:	SW846 8260C		
Project:	Genesco, 150 Fulton Avenue, Garden City, NY		

Run #	File ID	DF	Analyzed	By	Prep Date	Prep Batch	Analytical Batch
Run #1	1A198920.D	1	02/28/20 14:12	KC	n/a	n/a	V1A8576
Run #2							

Run #	Purge Volume
Run #1	5.0 ml
Run #2	

VOA TCL List

CAS No.	Compound	Result	RL	MDL	Units	Q
67-64-1	Acetone	ND	10	6.0	ug/l	
71-43-2	Benzene	ND	0.50	0.43	ug/l	
74-97-5	Bromochloromethane	ND	1.0	0.48	ug/l	
75-27-4	Bromodichloromethane	ND	1.0	0.58	ug/l	
75-25-2	Bromoform	ND	1.0	0.63	ug/l	
74-83-9	Bromomethane	ND	2.0	1.6	ug/l	
78-93-3	2-Butanone (MEK)	ND	10	6.9	ug/l	
75-15-0	Carbon disulfide	ND	2.0	0.95	ug/l	
56-23-5	Carbon tetrachloride	ND	1.0	0.55	ug/l	
108-90-7	Chlorobenzene	ND	1.0	0.56	ug/l	
75-00-3	Chloroethane	ND	1.0	0.73	ug/l	
67-66-3	Chloroform	ND	1.0	0.50	ug/l	
74-87-3	Chloromethane	ND	1.0	0.76	ug/l	
110-82-7	Cyclohexane	ND	5.0	0.78	ug/l	
96-12-8	1,2-Dibromo-3-chloropropane	ND	2.0	1.2	ug/l	
124-48-1	Dibromochloromethane	ND	1.0	0.56	ug/l	
106-93-4	1,2-Dibromoethane	ND	1.0	0.48	ug/l	
95-50-1	1,2-Dichlorobenzene	ND	1.0	0.53	ug/l	
541-73-1	1,3-Dichlorobenzene	ND	1.0	0.54	ug/l	
106-46-7	1,4-Dichlorobenzene	ND	1.0	0.51	ug/l	
75-71-8	Dichlorodifluoromethane	ND	2.0	1.4	ug/l	
75-34-3	1,1-Dichloroethane	ND	1.0	0.57	ug/l	
107-06-2	1,2-Dichloroethane	ND	1.0	0.60	ug/l	
75-35-4	1,1-Dichloroethene	ND	1.0	0.59	ug/l	
156-59-2	cis-1,2-Dichloroethene	ND	1.0	0.51	ug/l	
156-60-5	trans-1,2-Dichloroethene	ND	1.0	0.54	ug/l	
78-87-5	1,2-Dichloropropane	ND	1.0	0.51	ug/l	
10061-01-5	cis-1,3-Dichloropropene	ND	1.0	0.47	ug/l	
10061-02-6	trans-1,3-Dichloropropene	ND	1.0	0.43	ug/l	
100-41-4	Ethylbenzene	ND	1.0	0.60	ug/l	
76-13-1	Freon 113	ND	5.0	1.9	ug/l	
591-78-6	2-Hexanone	ND	5.0	2.0	ug/l	

ND = Not detected

MDL = Method Detection Limit

J = Indicates an estimated value

RL = Reporting Limit

B = Indicates analyte found in associated method blank

E = Indicates value exceeds calibration range

N = Indicates presumptive evidence of a compound

Report of Analysis

Client Sample ID: MW27C-289-022620		Date Sampled: 02/26/20
Lab Sample ID: JD3743-7		Date Received: 02/26/20
Matrix: AQ - Ground Water		Percent Solids: n/a
Method: SW846 8260C		
Project: Genesco, 150 Fulton Avenue, Garden City, NY		

VOA TCL List

CAS No.	Compound	Result	RL	MDL	Units	Q
98-82-8	Isopropylbenzene	ND	1.0	0.65	ug/l	
79-20-9	Methyl Acetate	ND	5.0	0.80	ug/l	
108-87-2	Methylcyclohexane	ND	5.0	0.60	ug/l	
1634-04-4	Methyl Tert Butyl Ether	ND	1.0	0.51	ug/l	
108-10-1	4-Methyl-2-pentanone(MIBK)	ND	5.0	1.9	ug/l	
75-09-2	Methylene chloride	ND	2.0	1.0	ug/l	
100-42-5	Styrene	ND	1.0	0.70	ug/l	
79-34-5	1,1,2,2-Tetrachloroethane	ND	1.0	0.65	ug/l	
127-18-4	Tetrachloroethene	ND	1.0	0.90	ug/l	
108-88-3	Toluene	ND	1.0	0.53	ug/l	
87-61-6	1,2,3-Trichlorobenzene	ND	1.0	0.50	ug/l	
120-82-1	1,2,4-Trichlorobenzene	ND	1.0	0.50	ug/l	
71-55-6	1,1,1-Trichloroethane	ND	1.0	0.54	ug/l	
79-00-5	1,1,2-Trichloroethane	ND	1.0	0.53	ug/l	
79-01-6	Trichloroethene	ND	1.0	0.53	ug/l	
75-69-4	Trichlorofluoromethane	ND	2.0	0.84	ug/l	
75-01-4	Vinyl chloride	ND	1.0	0.79	ug/l	
	m,p-Xylene	ND	1.0	0.78	ug/l	
95-47-6	o-Xylene	ND	1.0	0.59	ug/l	
1330-20-7	Xylene (total)	ND	1.0	0.59	ug/l	

CAS No.	Surrogate Recoveries	Run# 1	Run# 2	Limits
1868-53-7	Dibromofluoromethane	101%		80-120%
17060-07-0	1,2-Dichloroethane-D4	94%		81-124%
2037-26-5	Toluene-D8	98%		80-120%
460-00-4	4-Bromofluorobenzene	100%		80-120%

ND = Not detected MDL = Method Detection Limit J = Indicates an estimated value
 RL = Reporting Limit B = Indicates analyte found in associated method blank
 E = Indicates value exceeds calibration range N = Indicates presumptive evidence of a compound

4.7
4

SGS North America Inc.

Report of Analysis

Page 1 of 2

Client Sample ID:	MW27D-329.5-022620	Date Sampled:	02/26/20
Lab Sample ID:	JD3743-8	Date Received:	02/26/20
Matrix:	AQ - Ground Water	Percent Solids:	n/a
Method:	SW846 8260C		
Project:	Genesco, 150 Fulton Avenue, Garden City, NY		

Run #	File ID	DF	Analyzed	By	Prep Date	Prep Batch	Analytical Batch
Run #1	1A198921.D	1	02/28/20 14:37	KC	n/a	n/a	V1A8576
Run #2							

Run #	Purge Volume
Run #1	5.0 ml
Run #2	

VOA TCL List

CAS No.	Compound	Result	RL	MDL	Units	Q
67-64-1	Acetone	ND	10	6.0	ug/l	
71-43-2	Benzene	ND	0.50	0.43	ug/l	
74-97-5	Bromochloromethane	ND	1.0	0.48	ug/l	
75-27-4	Bromodichloromethane	ND	1.0	0.58	ug/l	
75-25-2	Bromoform	ND	1.0	0.63	ug/l	
74-83-9	Bromomethane	ND	2.0	1.6	ug/l	
78-93-3	2-Butanone (MEK)	ND	10	6.9	ug/l	
75-15-0	Carbon disulfide	ND	2.0	0.95	ug/l	
56-23-5	Carbon tetrachloride	ND	1.0	0.55	ug/l	
108-90-7	Chlorobenzene	ND	1.0	0.56	ug/l	
75-00-3	Chloroethane	ND	1.0	0.73	ug/l	
67-66-3	Chloroform	ND	1.0	0.50	ug/l	
74-87-3	Chloromethane	ND	1.0	0.76	ug/l	
110-82-7	Cyclohexane	ND	5.0	0.78	ug/l	
96-12-8	1,2-Dibromo-3-chloropropane	ND	2.0	1.2	ug/l	
124-48-1	Dibromochloromethane	ND	1.0	0.56	ug/l	
106-93-4	1,2-Dibromoethane	ND	1.0	0.48	ug/l	
95-50-1	1,2-Dichlorobenzene	ND	1.0	0.53	ug/l	
541-73-1	1,3-Dichlorobenzene	ND	1.0	0.54	ug/l	
106-46-7	1,4-Dichlorobenzene	ND	1.0	0.51	ug/l	
75-71-8	Dichlorodifluoromethane	ND	2.0	1.4	ug/l	
75-34-3	1,1-Dichloroethane	ND	1.0	0.57	ug/l	
107-06-2	1,2-Dichloroethane	ND	1.0	0.60	ug/l	
75-35-4	1,1-Dichloroethene	ND	1.0	0.59	ug/l	
156-59-2	cis-1,2-Dichloroethene	ND	1.0	0.51	ug/l	
156-60-5	trans-1,2-Dichloroethene	ND	1.0	0.54	ug/l	
78-87-5	1,2-Dichloropropane	ND	1.0	0.51	ug/l	
10061-01-5	cis-1,3-Dichloropropene	ND	1.0	0.47	ug/l	
10061-02-6	trans-1,3-Dichloropropene	ND	1.0	0.43	ug/l	
100-41-4	Ethylbenzene	ND	1.0	0.60	ug/l	
76-13-1	Freon 113	ND	5.0	1.9	ug/l	
591-78-6	2-Hexanone	ND	5.0	2.0	ug/l	

ND = Not detected

MDL = Method Detection Limit

J = Indicates an estimated value

RL = Reporting Limit

B = Indicates analyte found in associated method blank

E = Indicates value exceeds calibration range

N = Indicates presumptive evidence of a compound

Report of Analysis

Client Sample ID: MW27D-329.5-022620	
Lab Sample ID: JD3743-8	Date Sampled: 02/26/20
Matrix: AQ - Ground Water	Date Received: 02/26/20
Method: SW846 8260C	Percent Solids: n/a
Project: Genesco, 150 Fulton Avenue, Garden City, NY	

VOA TCL List

CAS No.	Compound	Result	RL	MDL	Units	Q
98-82-8	Isopropylbenzene	ND	1.0	0.65	ug/l	
79-20-9	Methyl Acetate	ND	5.0	0.80	ug/l	
108-87-2	Methylcyclohexane	ND	5.0	0.60	ug/l	
1634-04-4	Methyl Tert Butyl Ether	ND	1.0	0.51	ug/l	
108-10-1	4-Methyl-2-pentanone(MIBK)	ND	5.0	1.9	ug/l	
75-09-2	Methylene chloride	ND	2.0	1.0	ug/l	
100-42-5	Styrene	ND	1.0	0.70	ug/l	
79-34-5	1,1,2,2-Tetrachloroethane	ND	1.0	0.65	ug/l	
127-18-4	Tetrachloroethene	ND	1.0	0.90	ug/l	
108-88-3	Toluene	ND	1.0	0.53	ug/l	
87-61-6	1,2,3-Trichlorobenzene	ND	1.0	0.50	ug/l	
120-82-1	1,2,4-Trichlorobenzene	ND	1.0	0.50	ug/l	
71-55-6	1,1,1-Trichloroethane	ND	1.0	0.54	ug/l	
79-00-5	1,1,2-Trichloroethane	ND	1.0	0.53	ug/l	
79-01-6	Trichloroethene	ND	1.0	0.53	ug/l	
75-69-4	Trichlorofluoromethane	ND	2.0	0.84	ug/l	
75-01-4	Vinyl chloride	ND	1.0	0.79	ug/l	
	m,p-Xylene	ND	1.0	0.78	ug/l	
95-47-6	o-Xylene	ND	1.0	0.59	ug/l	
1330-20-7	Xylene (total)	ND	1.0	0.59	ug/l	

CAS No.	Surrogate Recoveries	Run# 1	Run# 2	Limits
1868-53-7	Dibromofluoromethane	102%		80-120%
17060-07-0	1,2-Dichloroethane-D4	95%		81-124%
2037-26-5	Toluene-D8	98%		80-120%
460-00-4	4-Bromofluorobenzene	98%		80-120%

ND = Not detected MDL = Method Detection Limit J = Indicates an estimated value
 RL = Reporting Limit B = Indicates analyte found in associated method blank
 E = Indicates value exceeds calibration range N = Indicates presumptive evidence of a compound

4.8
4

SGS North America Inc.

Report of Analysis

Page 1 of 2

Client Sample ID:	MW27B-241.5-022620	Date Sampled:	02/26/20
Lab Sample ID:	JD3743-9	Date Received:	02/26/20
Matrix:	AQ - Ground Water	Percent Solids:	n/a
Method:	SW846 8260C		
Project:	Genesco, 150 Fulton Avenue, Garden City, NY		

Run #	File ID	DF	Analyzed	By	Prep Date	Prep Batch	Analytical Batch
Run #1	1A198922.D	1	02/28/20 15:02	KC	n/a	n/a	V1A8576
Run #2							

Run #	Purge Volume
Run #1	5.0 ml
Run #2	

VOA TCL List

CAS No.	Compound	Result	RL	MDL	Units	Q
67-64-1	Acetone	ND	10	6.0	ug/l	
71-43-2	Benzene	ND	0.50	0.43	ug/l	
74-97-5	Bromochloromethane	ND	1.0	0.48	ug/l	
75-27-4	Bromodichloromethane	ND	1.0	0.58	ug/l	
75-25-2	Bromoform	ND	1.0	0.63	ug/l	
74-83-9	Bromomethane	ND	2.0	1.6	ug/l	
78-93-3	2-Butanone (MEK)	ND	10	6.9	ug/l	
75-15-0	Carbon disulfide	ND	2.0	0.95	ug/l	
56-23-5	Carbon tetrachloride	ND	1.0	0.55	ug/l	
108-90-7	Chlorobenzene	ND	1.0	0.56	ug/l	
75-00-3	Chloroethane	ND	1.0	0.73	ug/l	
67-66-3	Chloroform	ND	1.0	0.50	ug/l	
74-87-3	Chloromethane	ND	1.0	0.76	ug/l	
110-82-7	Cyclohexane	ND	5.0	0.78	ug/l	
96-12-8	1,2-Dibromo-3-chloropropane	ND	2.0	1.2	ug/l	
124-48-1	Dibromochloromethane	ND	1.0	0.56	ug/l	
106-93-4	1,2-Dibromoethane	ND	1.0	0.48	ug/l	
95-50-1	1,2-Dichlorobenzene	ND	1.0	0.53	ug/l	
541-73-1	1,3-Dichlorobenzene	ND	1.0	0.54	ug/l	
106-46-7	1,4-Dichlorobenzene	ND	1.0	0.51	ug/l	
75-71-8	Dichlorodifluoromethane	ND	2.0	1.4	ug/l	
75-34-3	1,1-Dichloroethane	ND	1.0	0.57	ug/l	
107-06-2	1,2-Dichloroethane	ND	1.0	0.60	ug/l	
75-35-4	1,1-Dichloroethene	ND	1.0	0.59	ug/l	
156-59-2	cis-1,2-Dichloroethene	ND	1.0	0.51	ug/l	
156-60-5	trans-1,2-Dichloroethene	ND	1.0	0.54	ug/l	
78-87-5	1,2-Dichloropropane	ND	1.0	0.51	ug/l	
10061-01-5	cis-1,3-Dichloropropene	ND	1.0	0.47	ug/l	
10061-02-6	trans-1,3-Dichloropropene	ND	1.0	0.43	ug/l	
100-41-4	Ethylbenzene	ND	1.0	0.60	ug/l	
76-13-1	Freon 113	ND	5.0	1.9	ug/l	
591-78-6	2-Hexanone	ND	5.0	2.0	ug/l	

ND = Not detected

MDL = Method Detection Limit

J = Indicates an estimated value

RL = Reporting Limit

B = Indicates analyte found in associated method blank

E = Indicates value exceeds calibration range

N = Indicates presumptive evidence of a compound

Report of Analysis

Client Sample ID:	MW27B-241.5-022620	Date Sampled:	02/26/20
Lab Sample ID:	JD3743-9	Date Received:	02/26/20
Matrix:	AQ - Ground Water	Percent Solids:	n/a
Method:	SW846 8260C		
Project:	Genesco, 150 Fulton Avenue, Garden City, NY		

VOA TCL List

CAS No.	Compound	Result	RL	MDL	Units	Q
98-82-8	Isopropylbenzene	ND	1.0	0.65	ug/l	
79-20-9	Methyl Acetate	ND	5.0	0.80	ug/l	
108-87-2	Methylcyclohexane	ND	5.0	0.60	ug/l	
1634-04-4	Methyl Tert Butyl Ether	ND	1.0	0.51	ug/l	
108-10-1	4-Methyl-2-pentanone(MIBK)	ND	5.0	1.9	ug/l	
75-09-2	Methylene chloride	ND	2.0	1.0	ug/l	
100-42-5	Styrene	ND	1.0	0.70	ug/l	
79-34-5	1,1,2,2-Tetrachloroethane	ND	1.0	0.65	ug/l	
127-18-4	Tetrachloroethene	ND	1.0	0.90	ug/l	
108-88-3	Toluene	ND	1.0	0.53	ug/l	
87-61-6	1,2,3-Trichlorobenzene	ND	1.0	0.50	ug/l	
120-82-1	1,2,4-Trichlorobenzene	ND	1.0	0.50	ug/l	
71-55-6	1,1,1-Trichloroethane	ND	1.0	0.54	ug/l	
79-00-5	1,1,2-Trichloroethane	ND	1.0	0.53	ug/l	
79-01-6	Trichloroethene	ND	1.0	0.53	ug/l	
75-69-4	Trichlorofluoromethane	ND	2.0	0.84	ug/l	
75-01-4	Vinyl chloride	ND	1.0	0.79	ug/l	
	m,p-Xylene	ND	1.0	0.78	ug/l	
95-47-6	o-Xylene	ND	1.0	0.59	ug/l	
1330-20-7	Xylene (total)	ND	1.0	0.59	ug/l	

CAS No.	Surrogate Recoveries	Run# 1	Run# 2	Limits
1868-53-7	Dibromofluoromethane	100%		80-120%
17060-07-0	1,2-Dichloroethane-D4	92%		81-124%
2037-26-5	Toluene-D8	99%		80-120%
460-00-4	4-Bromofluorobenzene	99%		80-120%

ND = Not detected MDL = Method Detection Limit J = Indicates an estimated value
 RL = Reporting Limit B = Indicates analyte found in associated method blank
 E = Indicates value exceeds calibration range N = Indicates presumptive evidence of a compound

4.9
4

SGS North America Inc.

Report of Analysis

Page 1 of 2

Client Sample ID:	MW27A-197-022620	Date Sampled:	02/26/20
Lab Sample ID:	JD3743-10	Date Received:	02/26/20
Matrix:	AQ - Ground Water	Percent Solids:	n/a
Method:	SW846 8260C		
Project:	Genesco, 150 Fulton Avenue, Garden City, NY		

Run #	File ID	DF	Analyzed	By	Prep Date	Prep Batch	Analytical Batch
Run #1	1A198923.D	1	02/28/20 15:27	KC	n/a	n/a	V1A8576
Run #2							

Run #	Purge Volume
Run #1	5.0 ml
Run #2	

VOA TCL List

CAS No.	Compound	Result	RL	MDL	Units	Q
67-64-1	Acetone	ND	10	6.0	ug/l	
71-43-2	Benzene	ND	0.50	0.43	ug/l	
74-97-5	Bromochloromethane	ND	1.0	0.48	ug/l	
75-27-4	Bromodichloromethane	ND	1.0	0.58	ug/l	
75-25-2	Bromoform	ND	1.0	0.63	ug/l	
74-83-9	Bromomethane	ND	2.0	1.6	ug/l	
78-93-3	2-Butanone (MEK)	ND	10	6.9	ug/l	
75-15-0	Carbon disulfide	ND	2.0	0.95	ug/l	
56-23-5	Carbon tetrachloride	ND	1.0	0.55	ug/l	
108-90-7	Chlorobenzene	ND	1.0	0.56	ug/l	
75-00-3	Chloroethane	ND	1.0	0.73	ug/l	
67-66-3	Chloroform	ND	1.0	0.50	ug/l	
74-87-3	Chloromethane	ND	1.0	0.76	ug/l	
110-82-7	Cyclohexane	ND	5.0	0.78	ug/l	
96-12-8	1,2-Dibromo-3-chloropropane	ND	2.0	1.2	ug/l	
124-48-1	Dibromochloromethane	ND	1.0	0.56	ug/l	
106-93-4	1,2-Dibromoethane	ND	1.0	0.48	ug/l	
95-50-1	1,2-Dichlorobenzene	ND	1.0	0.53	ug/l	
541-73-1	1,3-Dichlorobenzene	ND	1.0	0.54	ug/l	
106-46-7	1,4-Dichlorobenzene	ND	1.0	0.51	ug/l	
75-71-8	Dichlorodifluoromethane	ND	2.0	1.4	ug/l	
75-34-3	1,1-Dichloroethane	ND	1.0	0.57	ug/l	
107-06-2	1,2-Dichloroethane	ND	1.0	0.60	ug/l	
75-35-4	1,1-Dichloroethene	ND	1.0	0.59	ug/l	
156-59-2	cis-1,2-Dichloroethene	ND	1.0	0.51	ug/l	
156-60-5	trans-1,2-Dichloroethene	ND	1.0	0.54	ug/l	
78-87-5	1,2-Dichloropropane	ND	1.0	0.51	ug/l	
10061-01-5	cis-1,3-Dichloropropene	ND	1.0	0.47	ug/l	
10061-02-6	trans-1,3-Dichloropropene	ND	1.0	0.43	ug/l	
100-41-4	Ethylbenzene	ND	1.0	0.60	ug/l	
76-13-1	Freon 113	ND	5.0	1.9	ug/l	
591-78-6	2-Hexanone	ND	5.0	2.0	ug/l	

ND = Not detected

MDL = Method Detection Limit

J = Indicates an estimated value

RL = Reporting Limit

B = Indicates analyte found in associated method blank

E = Indicates value exceeds calibration range

N = Indicates presumptive evidence of a compound

Report of Analysis

Client Sample ID:	MW27A-197-022620	Date Sampled:	02/26/20
Lab Sample ID:	JD3743-10	Date Received:	02/26/20
Matrix:	AQ - Ground Water	Percent Solids:	n/a
Method:	SW846 8260C		
Project:	Genesco, 150 Fulton Avenue, Garden City, NY		

VOA TCL List

CAS No.	Compound	Result	RL	MDL	Units	Q
98-82-8	Isopropylbenzene	ND	1.0	0.65	ug/l	
79-20-9	Methyl Acetate	ND	5.0	0.80	ug/l	
108-87-2	Methylcyclohexane	ND	5.0	0.60	ug/l	
1634-04-4	Methyl Tert Butyl Ether	ND	1.0	0.51	ug/l	
108-10-1	4-Methyl-2-pentanone(MIBK)	ND	5.0	1.9	ug/l	
75-09-2	Methylene chloride	ND	2.0	1.0	ug/l	
100-42-5	Styrene	ND	1.0	0.70	ug/l	
79-34-5	1,1,2,2-Tetrachloroethane	ND	1.0	0.65	ug/l	
127-18-4	Tetrachloroethene	ND	1.0	0.90	ug/l	
108-88-3	Toluene	ND	1.0	0.53	ug/l	
87-61-6	1,2,3-Trichlorobenzene	ND	1.0	0.50	ug/l	
120-82-1	1,2,4-Trichlorobenzene	ND	1.0	0.50	ug/l	
71-55-6	1,1,1-Trichloroethane	ND	1.0	0.54	ug/l	
79-00-5	1,1,2-Trichloroethane	ND	1.0	0.53	ug/l	
79-01-6	Trichloroethene	ND	1.0	0.53	ug/l	
75-69-4	Trichlorofluoromethane	ND	2.0	0.84	ug/l	
75-01-4	Vinyl chloride	ND	1.0	0.79	ug/l	
	m,p-Xylene	ND	1.0	0.78	ug/l	
95-47-6	o-Xylene	ND	1.0	0.59	ug/l	
1330-20-7	Xylene (total)	ND	1.0	0.59	ug/l	

CAS No.	Surrogate Recoveries	Run# 1	Run# 2	Limits
1868-53-7	Dibromofluoromethane	100%		80-120%
17060-07-0	1,2-Dichloroethane-D4	94%		81-124%
2037-26-5	Toluene-D8	98%		80-120%
460-00-4	4-Bromofluorobenzene	99%		80-120%

ND = Not detected MDL = Method Detection Limit
 RL = Reporting Limit
 E = Indicates value exceeds calibration range

J = Indicates an estimated value
 B = Indicates analyte found in associated method blank
 N = Indicates presumptive evidence of a compound

SGS North America Inc.

Report of Analysis

Page 1 of 2

Client Sample ID:	FB-022720	Date Sampled:	02/27/20
Lab Sample ID:	JD3807-1	Date Received:	02/27/20
Matrix:	AQ - Field Blank Water	Percent Solids:	n/a
Method:	SW846 8260C		
Project:	Genesco, 150 Fulton Avenue, Garden City, NY		

Run #	File ID	DF	Analyzed	By	Prep Date	Prep Batch	Analytical Batch
Run #1	1A198938.D	1	02/29/20 10:51	PR	n/a	n/a	V1A8577
Run #2							

Run #	Purge Volume
Run #1	5.0 ml
Run #2	

VOA TCL List

CAS No.	Compound	Result	RL	MDL	Units	Q
67-64-1	Acetone	ND	10	6.0	ug/l	
71-43-2	Benzene	ND	0.50	0.43	ug/l	
74-97-5	Bromochloromethane	ND	1.0	0.48	ug/l	
75-27-4	Bromodichloromethane	ND	1.0	0.58	ug/l	
75-25-2	Bromoform	ND	1.0	0.63	ug/l	
74-83-9	Bromomethane	ND	2.0	1.6	ug/l	
78-93-3	2-Butanone (MEK)	ND	10	6.9	ug/l	
75-15-0	Carbon disulfide	ND	2.0	0.95	ug/l	
56-23-5	Carbon tetrachloride	ND	1.0	0.55	ug/l	
108-90-7	Chlorobenzene	ND	1.0	0.56	ug/l	
75-00-3	Chloroethane	ND	1.0	0.73	ug/l	
67-66-3	Chloroform	ND	1.0	0.50	ug/l	
74-87-3	Chloromethane	ND	1.0	0.76	ug/l	
110-82-7	Cyclohexane	ND	5.0	0.78	ug/l	
96-12-8	1,2-Dibromo-3-chloropropane	ND	2.0	1.2	ug/l	
124-48-1	Dibromochloromethane	ND	1.0	0.56	ug/l	
106-93-4	1,2-Dibromoethane	ND	1.0	0.48	ug/l	
95-50-1	1,2-Dichlorobenzene	ND	1.0	0.53	ug/l	
541-73-1	1,3-Dichlorobenzene	ND	1.0	0.54	ug/l	
106-46-7	1,4-Dichlorobenzene	ND	1.0	0.51	ug/l	
75-71-8	Dichlorodifluoromethane ^a	ND	2.0	1.4	ug/l	
75-34-3	1,1-Dichloroethane	ND	1.0	0.57	ug/l	
107-06-2	1,2-Dichloroethane	ND	1.0	0.60	ug/l	
75-35-4	1,1-Dichloroethene	ND	1.0	0.59	ug/l	
156-59-2	cis-1,2-Dichloroethene	ND	1.0	0.51	ug/l	
156-60-5	trans-1,2-Dichloroethene	ND	1.0	0.54	ug/l	
78-87-5	1,2-Dichloropropane	ND	1.0	0.51	ug/l	
10061-01-5	cis-1,3-Dichloropropene	ND	1.0	0.47	ug/l	
10061-02-6	trans-1,3-Dichloropropene	ND	1.0	0.43	ug/l	
100-41-4	Ethylbenzene	ND	1.0	0.60	ug/l	
76-13-1	Freon 113	ND	5.0	1.9	ug/l	
591-78-6	2-Hexanone	ND	5.0	2.0	ug/l	

ND = Not detected MDL = Method Detection Limit

RL = Reporting Limit

E = Indicates value exceeds calibration range

J = Indicates an estimated value

B = Indicates analyte found in associated method blank

N = Indicates presumptive evidence of a compound

Report of Analysis

Client Sample ID: FB-022720 Lab Sample ID: JD3807-1 Matrix: AQ - Field Blank Water Method: SW846 8260C Project: Genesco, 150 Fulton Avenue, Garden City, NY	Date Sampled: 02/27/20 Date Received: 02/27/20 Percent Solids: n/a
--	---

4.1
4

VOA TCL List

CAS No.	Compound	Result	RL	MDL	Units	Q
98-82-8	Isopropylbenzene	ND	1.0	0.65	ug/l	
79-20-9	Methyl Acetate	ND	5.0	0.80	ug/l	
108-87-2	Methylcyclohexane	ND	5.0	0.60	ug/l	
1634-04-4	Methyl Tert Butyl Ether	ND	1.0	0.51	ug/l	
108-10-1	4-Methyl-2-pentanone(MIBK)	ND	5.0	1.9	ug/l	
75-09-2	Methylene chloride	ND	2.0	1.0	ug/l	
100-42-5	Styrene	ND	1.0	0.70	ug/l	
79-34-5	1,1,2,2-Tetrachloroethane	ND	1.0	0.65	ug/l	
127-18-4	Tetrachloroethene	ND	1.0	0.90	ug/l	
108-88-3	Toluene	ND	1.0	0.53	ug/l	
87-61-6	1,2,3-Trichlorobenzene	ND	1.0	0.50	ug/l	
120-82-1	1,2,4-Trichlorobenzene	ND	1.0	0.50	ug/l	
71-55-6	1,1,1-Trichloroethane	ND	1.0	0.54	ug/l	
79-00-5	1,1,2-Trichloroethane	ND	1.0	0.53	ug/l	
79-01-6	Trichloroethene	ND	1.0	0.53	ug/l	
75-69-4	Trichlorofluoromethane	ND	2.0	0.84	ug/l	
75-01-4	Vinyl chloride	ND	1.0	0.79	ug/l	
	m,p-Xylene	ND	1.0	0.78	ug/l	
95-47-6	o-Xylene	ND	1.0	0.59	ug/l	
1330-20-7	Xylene (total)	ND	1.0	0.59	ug/l	

CAS No.	Surrogate Recoveries	Run# 1	Run# 2	Limits
1868-53-7	Dibromofluoromethane	100%		80-120%
17060-07-0	1,2-Dichloroethane-D4	93%		81-124%
2037-26-5	Toluene-D8	99%		80-120%
460-00-4	4-Bromofluorobenzene	100%		80-120%

~~(a) Associated CCV outside of control limits high, sample was ND.~~

ND = Not detected MDL = Method Detection Limit J = Indicates an estimated value
 RL = Reporting Limit B = Indicates analyte found in associated method blank
 E = Indicates value exceeds calibration range N = Indicates presumptive evidence of a compound

SGS North America Inc.

Report of Analysis

Page 1 of 2

Client Sample ID:	TB-022720	Date Sampled:	02/27/20
Lab Sample ID:	JD3807-2	Date Received:	02/27/20
Matrix:	AQ - Trip Blank Water	Percent Solids:	n/a
Method:	SW846 8260C		
Project:	Genesco, 150 Fulton Avenue, Garden City, NY		

Run #	File ID	DF	Analyzed	By	Prep Date	Prep Batch	Analytical Batch
Run #1	1A198939.D	1	02/29/20 11:16	PR	n/a	n/a	V1A8577
Run #2							

Run #	Purge Volume
Run #1	5.0 ml
Run #2	

VOA TCL List

CAS No.	Compound	Result	RL	MDL	Units	Q
67-64-1	Acetone	ND	10	6.0	ug/l	
71-43-2	Benzene	ND	0.50	0.43	ug/l	
74-97-5	Bromochloromethane	ND	1.0	0.48	ug/l	
75-27-4	Bromodichloromethane	ND	1.0	0.58	ug/l	
75-25-2	Bromoform	ND	1.0	0.63	ug/l	
74-83-9	Bromomethane	ND	2.0	1.6	ug/l	
78-93-3	2-Butanone (MEK)	ND	10	6.9	ug/l	
75-15-0	Carbon disulfide	ND	2.0	0.95	ug/l	
56-23-5	Carbon tetrachloride	ND	1.0	0.55	ug/l	
108-90-7	Chlorobenzene	ND	1.0	0.56	ug/l	
75-00-3	Chloroethane	ND	1.0	0.73	ug/l	
67-66-3	Chloroform	ND	1.0	0.50	ug/l	
74-87-3	Chloromethane	ND	1.0	0.76	ug/l	
110-82-7	Cyclohexane	ND	5.0	0.78	ug/l	
96-12-8	1,2-Dibromo-3-chloropropane	ND	2.0	1.2	ug/l	
124-48-1	Dibromochloromethane	ND	1.0	0.56	ug/l	
106-93-4	1,2-Dibromoethane	ND	1.0	0.48	ug/l	
95-50-1	1,2-Dichlorobenzene	ND	1.0	0.53	ug/l	
541-73-1	1,3-Dichlorobenzene	ND	1.0	0.54	ug/l	
106-46-7	1,4-Dichlorobenzene	ND	1.0	0.51	ug/l	
75-71-8	Dichlorodifluoromethane ^a	ND	2.0	1.4	ug/l	
75-34-3	1,1-Dichloroethane	ND	1.0	0.57	ug/l	
107-06-2	1,2-Dichloroethane	ND	1.0	0.60	ug/l	
75-35-4	1,1-Dichloroethene	ND	1.0	0.59	ug/l	
156-59-2	cis-1,2-Dichloroethene	ND	1.0	0.51	ug/l	
156-60-5	trans-1,2-Dichloroethene	ND	1.0	0.54	ug/l	
78-87-5	1,2-Dichloropropane	ND	1.0	0.51	ug/l	
10061-01-5	cis-1,3-Dichloropropene	ND	1.0	0.47	ug/l	
10061-02-6	trans-1,3-Dichloropropene	ND	1.0	0.43	ug/l	
100-41-4	Ethylbenzene	ND	1.0	0.60	ug/l	
76-13-1	Freon 113	ND	5.0	1.9	ug/l	
591-78-6	2-Hexanone	ND	5.0	2.0	ug/l	

ND = Not detected MDL = Method Detection Limit

RL = Reporting Limit

E = Indicates value exceeds calibration range

J = Indicates an estimated value

B = Indicates analyte found in associated method blank

N = Indicates presumptive evidence of a compound

Report of Analysis

Client Sample ID: TB-022720 Lab Sample ID: JD3807-2 Matrix: AQ - Trip Blank Water Method: SW846 8260C Project: Genesco, 150 Fulton Avenue, Garden City, NY	Date Sampled: 02/27/20 Date Received: 02/27/20 Percent Solids: n/a
---	---

4.2
4

VOA TCL List

CAS No.	Compound	Result	RL	MDL	Units	Q
98-82-8	Isopropylbenzene	ND	1.0	0.65	ug/l	
79-20-9	Methyl Acetate	ND	5.0	0.80	ug/l	
108-87-2	Methylcyclohexane	ND	5.0	0.60	ug/l	
1634-04-4	Methyl Tert Butyl Ether	ND	1.0	0.51	ug/l	
108-10-1	4-Methyl-2-pentanone(MIBK)	ND	5.0	1.9	ug/l	
75-09-2	Methylene chloride	ND	2.0	1.0	ug/l	
100-42-5	Styrene	ND	1.0	0.70	ug/l	
79-34-5	1,1,2,2-Tetrachloroethane	ND	1.0	0.65	ug/l	
127-18-4	Tetrachloroethene	ND	1.0	0.90	ug/l	
108-88-3	Toluene	ND	1.0	0.53	ug/l	
87-61-6	1,2,3-Trichlorobenzene	ND	1.0	0.50	ug/l	
120-82-1	1,2,4-Trichlorobenzene	ND	1.0	0.50	ug/l	
71-55-6	1,1,1-Trichloroethane	ND	1.0	0.54	ug/l	
79-00-5	1,1,2-Trichloroethane	ND	1.0	0.53	ug/l	
79-01-6	Trichloroethene	ND	1.0	0.53	ug/l	
75-69-4	Trichlorofluoromethane	ND	2.0	0.84	ug/l	
75-01-4	Vinyl chloride	ND	1.0	0.79	ug/l	
	m,p-Xylene	ND	1.0	0.78	ug/l	
95-47-6	o-Xylene	ND	1.0	0.59	ug/l	
1330-20-7	Xylene (total)	ND	1.0	0.59	ug/l	

CAS No.	Surrogate Recoveries	Run# 1	Run# 2	Limits
1868-53-7	Dibromofluoromethane	100%		80-120%
17060-07-0	1,2-Dichloroethane-D4	92%		81-124%
2037-26-5	Toluene-D8	97%		80-120%
460-00-4	4-Bromofluorobenzene	97%		80-120%

~~(a) Associated CCV outside of control limits high, sample was ND.~~

ND = Not detected MDL = Method Detection Limit J = Indicates an estimated value
 RL = Reporting Limit B = Indicates analyte found in associated method blank
 E = Indicates value exceeds calibration range N = Indicates presumptive evidence of a compound

SGS North America Inc.

Report of Analysis

Page 1 of 2

Client Sample ID:	MW26H-478.5-022720	Date Sampled:	02/27/20
Lab Sample ID:	JD3807-3	Date Received:	02/27/20
Matrix:	AQ - Ground Water	Percent Solids:	n/a
Method:	SW846 8260C		
Project:	Genesco, 150 Fulton Avenue, Garden City, NY		

Run #	File ID	DF	Analyzed	By	Prep Date	Prep Batch	Analytical Batch
Run #1	1A198947.D	1	02/29/20 14:34	PR	n/a	n/a	V1A8577
Run #2							

Run #	Purge Volume
Run #1	5.0 ml
Run #2	

VOA TCL List

CAS No.	Compound	Result	RL	MDL	Units	Q
67-64-1	Acetone	ND	10	6.0	ug/l	
71-43-2	Benzene	ND	0.50	0.43	ug/l	
74-97-5	Bromochloromethane	ND	1.0	0.48	ug/l	
75-27-4	Bromodichloromethane	ND	1.0	0.58	ug/l	
75-25-2	Bromoform	ND	1.0	0.63	ug/l	
74-83-9	Bromomethane	ND	2.0	1.6	ug/l	
78-93-3	2-Butanone (MEK)	ND	10	6.9	ug/l	
75-15-0	Carbon disulfide	ND	2.0	0.95	ug/l	
56-23-5	Carbon tetrachloride	ND	1.0	0.55	ug/l	
108-90-7	Chlorobenzene	ND	1.0	0.56	ug/l	
75-00-3	Chloroethane	ND	1.0	0.73	ug/l	
67-66-3	Chloroform	ND	1.0	0.50	ug/l	
74-87-3	Chloromethane	ND	1.0	0.76	ug/l	
110-82-7	Cyclohexane	ND	5.0	0.78	ug/l	
96-12-8	1,2-Dibromo-3-chloropropane	ND	2.0	1.2	ug/l	
124-48-1	Dibromochloromethane	ND	1.0	0.56	ug/l	
106-93-4	1,2-Dibromoethane	ND	1.0	0.48	ug/l	
95-50-1	1,2-Dichlorobenzene	ND	1.0	0.53	ug/l	
541-73-1	1,3-Dichlorobenzene	ND	1.0	0.54	ug/l	
106-46-7	1,4-Dichlorobenzene	ND	1.0	0.51	ug/l	
75-71-8	Dichlorodifluoromethane ^a	ND	2.0	1.4	ug/l	
75-34-3	1,1-Dichloroethane	ND	1.0	0.57	ug/l	
107-06-2	1,2-Dichloroethane	ND	1.0	0.60	ug/l	
75-35-4	1,1-Dichloroethene	ND	1.0	0.59	ug/l	
156-59-2	cis-1,2-Dichloroethene	ND	1.0	0.51	ug/l	
156-60-5	trans-1,2-Dichloroethene	ND	1.0	0.54	ug/l	
78-87-5	1,2-Dichloropropane	ND	1.0	0.51	ug/l	
10061-01-5	cis-1,3-Dichloropropene	ND	1.0	0.47	ug/l	
10061-02-6	trans-1,3-Dichloropropene	ND	1.0	0.43	ug/l	
100-41-4	Ethylbenzene	ND	1.0	0.60	ug/l	
76-13-1	Freon 113	ND	5.0	1.9	ug/l	
591-78-6	2-Hexanone	ND	5.0	2.0	ug/l	

ND = Not detected MDL = Method Detection Limit

RL = Reporting Limit

E = Indicates value exceeds calibration range

J = Indicates an estimated value

B = Indicates analyte found in associated method blank

N = Indicates presumptive evidence of a compound

Report of Analysis

Client Sample ID: MW26H-478.5-022720 Lab Sample ID: JD3807-3 Matrix: AQ - Ground Water Method: SW846 8260C Project: Genesco, 150 Fulton Avenue, Garden City, NY	Date Sampled: 02/27/20 Date Received: 02/27/20 Percent Solids: n/a
--	---

VOA TCL List

CAS No.	Compound	Result	RL	MDL	Units	Q
98-82-8	Isopropylbenzene	ND	1.0	0.65	ug/l	
79-20-9	Methyl Acetate	ND	5.0	0.80	ug/l	
108-87-2	Methylcyclohexane	ND	5.0	0.60	ug/l	
1634-04-4	Methyl Tert Butyl Ether	ND	1.0	0.51	ug/l	
108-10-1	4-Methyl-2-pentanone(MIBK)	ND	5.0	1.9	ug/l	
75-09-2	Methylene chloride	ND	2.0	1.0	ug/l	
100-42-5	Styrene	ND	1.0	0.70	ug/l	
79-34-5	1,1,2,2-Tetrachloroethane	ND	1.0	0.65	ug/l	
127-18-4	Tetrachloroethene	1.3	1.0	0.90	ug/l	
108-88-3	Toluene	ND	1.0	0.53	ug/l	
87-61-6	1,2,3-Trichlorobenzene	ND	1.0	0.50	ug/l	
120-82-1	1,2,4-Trichlorobenzene	ND	1.0	0.50	ug/l	
71-55-6	1,1,1-Trichloroethane	ND	1.0	0.54	ug/l	
79-00-5	1,1,2-Trichloroethane	ND	1.0	0.53	ug/l	
79-01-6	Trichloroethene	10.2	1.0	0.53	ug/l	
75-69-4	Trichlorofluoromethane	ND	2.0	0.84	ug/l	
75-01-4	Vinyl chloride	ND	1.0	0.79	ug/l	
	m,p-Xylene	ND	1.0	0.78	ug/l	
95-47-6	o-Xylene	ND	1.0	0.59	ug/l	
1330-20-7	Xylene (total)	ND	1.0	0.59	ug/l	

CAS No.	Surrogate Recoveries	Run# 1	Run# 2	Limits
1868-53-7	Dibromofluoromethane	102%		80-120%
17060-07-0	1,2-Dichloroethane-D4	93%		81-124%
2037-26-5	Toluene-D8	97%		80-120%
460-00-4	4-Bromofluorobenzene	98%		80-120%

~~(a) Associated CCV outside of control limits high, sample was ND.~~

ND = Not detected MDL = Method Detection Limit J = Indicates an estimated value
 RL = Reporting Limit B = Indicates analyte found in associated method blank
 E = Indicates value exceeds calibration range N = Indicates presumptive evidence of a compound

4.3
4

SGS North America Inc.

Report of Analysis

Page 1 of 2

Client Sample ID:	MW26G-433-022720	Date Sampled:	02/27/20
Lab Sample ID:	JD3807-4	Date Received:	02/27/20
Matrix:	AQ - Ground Water	Percent Solids:	n/a
Method:	SW846 8260C		
Project:	Genesco, 150 Fulton Avenue, Garden City, NY		

Run #	File ID	DF	Analyzed	By	Prep Date	Prep Batch	Analytical Batch
Run #1	1A198940.D	1	02/29/20 11:40	PR	n/a	n/a	V1A8577
Run #2							

Run #	Purge Volume
Run #1	5.0 ml
Run #2	

VOA TCL List

CAS No.	Compound	Result	RL	MDL	Units	Q
67-64-1	Acetone	ND	10	6.0	ug/l	
71-43-2	Benzene	ND	0.50	0.43	ug/l	
74-97-5	Bromochloromethane	ND	1.0	0.48	ug/l	
75-27-4	Bromodichloromethane	ND	1.0	0.58	ug/l	
75-25-2	Bromoform	ND	1.0	0.63	ug/l	
74-83-9	Bromomethane	ND	2.0	1.6	ug/l	
78-93-3	2-Butanone (MEK)	ND	10	6.9	ug/l	
75-15-0	Carbon disulfide	ND	2.0	0.95	ug/l	
56-23-5	Carbon tetrachloride	ND	1.0	0.55	ug/l	
108-90-7	Chlorobenzene	ND	1.0	0.56	ug/l	
75-00-3	Chloroethane	ND	1.0	0.73	ug/l	
67-66-3	Chloroform	ND	1.0	0.50	ug/l	
74-87-3	Chloromethane	ND	1.0	0.76	ug/l	
110-82-7	Cyclohexane	ND	5.0	0.78	ug/l	
96-12-8	1,2-Dibromo-3-chloropropane	ND	2.0	1.2	ug/l	
124-48-1	Dibromochloromethane	ND	1.0	0.56	ug/l	
106-93-4	1,2-Dibromoethane	ND	1.0	0.48	ug/l	
95-50-1	1,2-Dichlorobenzene	ND	1.0	0.53	ug/l	
541-73-1	1,3-Dichlorobenzene	ND	1.0	0.54	ug/l	
106-46-7	1,4-Dichlorobenzene	ND	1.0	0.51	ug/l	
75-71-8	Dichlorodifluoromethane ^a	ND	2.0	1.4	ug/l	
75-34-3	1,1-Dichloroethane	ND	1.0	0.57	ug/l	
107-06-2	1,2-Dichloroethane	ND	1.0	0.60	ug/l	
75-35-4	1,1-Dichloroethene	ND	1.0	0.59	ug/l	
156-59-2	cis-1,2-Dichloroethene	ND	1.0	0.51	ug/l	
156-60-5	trans-1,2-Dichloroethene	ND	1.0	0.54	ug/l	
78-87-5	1,2-Dichloropropane	ND	1.0	0.51	ug/l	
10061-01-5	cis-1,3-Dichloropropene	ND	1.0	0.47	ug/l	
10061-02-6	trans-1,3-Dichloropropene	ND	1.0	0.43	ug/l	
100-41-4	Ethylbenzene	ND	1.0	0.60	ug/l	
76-13-1	Freon 113	ND	5.0	1.9	ug/l	
591-78-6	2-Hexanone	ND	5.0	2.0	ug/l	

ND = Not detected MDL = Method Detection Limit

RL = Reporting Limit

E = Indicates value exceeds calibration range

J = Indicates an estimated value

B = Indicates analyte found in associated method blank

N = Indicates presumptive evidence of a compound

Report of Analysis

Client Sample ID: MW26G-433-022720 Lab Sample ID: JD3807-4 Matrix: AQ - Ground Water Method: SW846 8260C Project: Genesco, 150 Fulton Avenue, Garden City, NY	Date Sampled: 02/27/20 Date Received: 02/27/20 Percent Solids: n/a
--	---

4.4
4

VOA TCL List

CAS No.	Compound	Result	RL	MDL	Units	Q
98-82-8	Isopropylbenzene	ND	1.0	0.65	ug/l	
79-20-9	Methyl Acetate	ND	5.0	0.80	ug/l	
108-87-2	Methylcyclohexane	ND	5.0	0.60	ug/l	
1634-04-4	Methyl Tert Butyl Ether	ND	1.0	0.51	ug/l	
108-10-1	4-Methyl-2-pentanone(MIBK)	ND	5.0	1.9	ug/l	
75-09-2	Methylene chloride	ND	2.0	1.0	ug/l	
100-42-5	Styrene	ND	1.0	0.70	ug/l	
79-34-5	1,1,2,2-Tetrachloroethane	ND	1.0	0.65	ug/l	
127-18-4	Tetrachloroethene	5.0	1.0	0.90	ug/l	
108-88-3	Toluene	ND	1.0	0.53	ug/l	
87-61-6	1,2,3-Trichlorobenzene	ND	1.0	0.50	ug/l	
120-82-1	1,2,4-Trichlorobenzene	ND	1.0	0.50	ug/l	
71-55-6	1,1,1-Trichloroethane	ND	1.0	0.54	ug/l	
79-00-5	1,1,2-Trichloroethane	ND	1.0	0.53	ug/l	
79-01-6	Trichloroethene	26.5	1.0	0.53	ug/l	
75-69-4	Trichlorofluoromethane	ND	2.0	0.84	ug/l	
75-01-4	Vinyl chloride	ND	1.0	0.79	ug/l	
	m,p-Xylene	ND	1.0	0.78	ug/l	
95-47-6	o-Xylene	ND	1.0	0.59	ug/l	
1330-20-7	Xylene (total)	ND	1.0	0.59	ug/l	

CAS No.	Surrogate Recoveries	Run# 1	Run# 2	Limits
1868-53-7	Dibromofluoromethane	99%		80-120%
17060-07-0	1,2-Dichloroethane-D4	93%		81-124%
2037-26-5	Toluene-D8	97%		80-120%
460-00-4	4-Bromofluorobenzene	98%		80-120%

~~(a) Associated CCV outside of control limits high, sample was ND.~~

ND = Not detected	MDL = Method Detection Limit	J = Indicates an estimated value
RL = Reporting Limit		B = Indicates analyte found in associated method blank
E = Indicates value exceeds calibration range		N = Indicates presumptive evidence of a compound

SGS North America Inc.

Report of Analysis

Page 1 of 2

Client Sample ID:	MW26F-410.5-022720	Date Sampled:	02/27/20
Lab Sample ID:	JD3807-5	Date Received:	02/27/20
Matrix:	AQ - Ground Water	Percent Solids:	n/a
Method:	SW846 8260C		
Project:	Genesco, 150 Fulton Avenue, Garden City, NY		

Run #	File ID	DF	Analyzed	By	Prep Date	Prep Batch	Analytical Batch
Run #1	1A198941.D	1	02/29/20 12:05	PR	n/a	n/a	V1A8577
Run #2							

Run #	Purge Volume
Run #1	5.0 ml
Run #2	

VOA TCL List

CAS No.	Compound	Result	RL	MDL	Units	Q
67-64-1	Acetone	ND	10	6.0	ug/l	
71-43-2	Benzene	ND	0.50	0.43	ug/l	
74-97-5	Bromochloromethane	ND	1.0	0.48	ug/l	
75-27-4	Bromodichloromethane	ND	1.0	0.58	ug/l	
75-25-2	Bromoform	ND	1.0	0.63	ug/l	
74-83-9	Bromomethane	ND	2.0	1.6	ug/l	
78-93-3	2-Butanone (MEK)	ND	10	6.9	ug/l	
75-15-0	Carbon disulfide	ND	2.0	0.95	ug/l	
56-23-5	Carbon tetrachloride	ND	1.0	0.55	ug/l	
108-90-7	Chlorobenzene	ND	1.0	0.56	ug/l	
75-00-3	Chloroethane	ND	1.0	0.73	ug/l	
67-66-3	Chloroform	ND	1.0	0.50	ug/l	
74-87-3	Chloromethane	ND	1.0	0.76	ug/l	
110-82-7	Cyclohexane	ND	5.0	0.78	ug/l	
96-12-8	1,2-Dibromo-3-chloropropane	ND	2.0	1.2	ug/l	
124-48-1	Dibromochloromethane	ND	1.0	0.56	ug/l	
106-93-4	1,2-Dibromoethane	ND	1.0	0.48	ug/l	
95-50-1	1,2-Dichlorobenzene	ND	1.0	0.53	ug/l	
541-73-1	1,3-Dichlorobenzene	ND	1.0	0.54	ug/l	
106-46-7	1,4-Dichlorobenzene	ND	1.0	0.51	ug/l	
75-71-8	Dichlorodifluoromethane ^a	ND	2.0	1.4	ug/l	
75-34-3	1,1-Dichloroethane	ND	1.0	0.57	ug/l	
107-06-2	1,2-Dichloroethane	ND	1.0	0.60	ug/l	
75-35-4	1,1-Dichloroethene	ND	1.0	0.59	ug/l	
156-59-2	cis-1,2-Dichloroethene	3.5	1.0	0.51	ug/l	
156-60-5	trans-1,2-Dichloroethene	ND	1.0	0.54	ug/l	
78-87-5	1,2-Dichloropropane	ND	1.0	0.51	ug/l	
10061-01-5	cis-1,3-Dichloropropene	ND	1.0	0.47	ug/l	
10061-02-6	trans-1,3-Dichloropropene	ND	1.0	0.43	ug/l	
100-41-4	Ethylbenzene	ND	1.0	0.60	ug/l	
76-13-1	Freon 113	ND	5.0	1.9	ug/l	
591-78-6	2-Hexanone	ND	5.0	2.0	ug/l	

ND = Not detected MDL = Method Detection Limit

RL = Reporting Limit

E = Indicates value exceeds calibration range

J = Indicates an estimated value

B = Indicates analyte found in associated method blank

N = Indicates presumptive evidence of a compound

Report of Analysis

Client Sample ID: MW26F-410.5-022720 Lab Sample ID: JD3807-5 Matrix: AQ - Ground Water Method: SW846 8260C Project: Genesco, 150 Fulton Avenue, Garden City, NY	Date Sampled: 02/27/20 Date Received: 02/27/20 Percent Solids: n/a
--	---

4.5
4

VOA TCL List

CAS No.	Compound	Result	RL	MDL	Units	Q
98-82-8	Isopropylbenzene	ND	1.0	0.65	ug/l	
79-20-9	Methyl Acetate	ND	5.0	0.80	ug/l	
108-87-2	Methylcyclohexane	ND	5.0	0.60	ug/l	
1634-04-4	Methyl Tert Butyl Ether	ND	1.0	0.51	ug/l	
108-10-1	4-Methyl-2-pentanone(MIBK)	ND	5.0	1.9	ug/l	
75-09-2	Methylene chloride	ND	2.0	1.0	ug/l	
100-42-5	Styrene	ND	1.0	0.70	ug/l	
79-34-5	1,1,2,2-Tetrachloroethane	ND	1.0	0.65	ug/l	
127-18-4	Tetrachloroethene	10.2	1.0	0.90	ug/l	
108-88-3	Toluene	ND	1.0	0.53	ug/l	
87-61-6	1,2,3-Trichlorobenzene	ND	1.0	0.50	ug/l	
120-82-1	1,2,4-Trichlorobenzene	ND	1.0	0.50	ug/l	
71-55-6	1,1,1-Trichloroethane	ND	1.0	0.54	ug/l	
79-00-5	1,1,2-Trichloroethane	ND	1.0	0.53	ug/l	
79-01-6	Trichloroethene	17.7	1.0	0.53	ug/l	
75-69-4	Trichlorofluoromethane	ND	2.0	0.84	ug/l	
75-01-4	Vinyl chloride	ND	1.0	0.79	ug/l	
	m,p-Xylene	ND	1.0	0.78	ug/l	
95-47-6	o-Xylene	ND	1.0	0.59	ug/l	
1330-20-7	Xylene (total)	ND	1.0	0.59	ug/l	

CAS No.	Surrogate Recoveries	Run# 1	Run# 2	Limits
1868-53-7	Dibromofluoromethane	102%		80-120%
17060-07-0	1,2-Dichloroethane-D4	92%		81-124%
2037-26-5	Toluene-D8	98%		80-120%
460-00-4	4-Bromofluorobenzene	99%		80-120%

~~(a) Associated CCV outside of control limits high, sample was ND.~~

ND = Not detected MDL = Method Detection Limit J = Indicates an estimated value
 RL = Reporting Limit B = Indicates analyte found in associated method blank
 E = Indicates value exceeds calibration range N = Indicates presumptive evidence of a compound

SGS North America Inc.

Report of Analysis

Page 1 of 2

Client Sample ID:	DUP-022720	Date Sampled:	02/27/20
Lab Sample ID:	JD3807-6	Date Received:	02/27/20
Matrix:	AQ - Ground Water	Percent Solids:	n/a
Method:	SW846 8260C		
Project:	Genesco, 150 Fulton Avenue, Garden City, NY		

Run #	File ID	DF	Analyzed	By	Prep Date	Prep Batch	Analytical Batch
Run #1	1A198942.D	1	02/29/20 12:30	PR	n/a	n/a	V1A8577
Run #2							

Run #	Purge Volume
Run #1	5.0 ml
Run #2	

VOA TCL List

CAS No.	Compound	Result	RL	MDL	Units	Q
67-64-1	Acetone	ND	10	6.0	ug/l	
71-43-2	Benzene	ND	0.50	0.43	ug/l	
74-97-5	Bromochloromethane	ND	1.0	0.48	ug/l	
75-27-4	Bromodichloromethane	ND	1.0	0.58	ug/l	
75-25-2	Bromoform	ND	1.0	0.63	ug/l	
74-83-9	Bromomethane	ND	2.0	1.6	ug/l	
78-93-3	2-Butanone (MEK)	ND	10	6.9	ug/l	
75-15-0	Carbon disulfide	ND	2.0	0.95	ug/l	
56-23-5	Carbon tetrachloride	ND	1.0	0.55	ug/l	
108-90-7	Chlorobenzene	ND	1.0	0.56	ug/l	
75-00-3	Chloroethane	ND	1.0	0.73	ug/l	
67-66-3	Chloroform	ND	1.0	0.50	ug/l	
74-87-3	Chloromethane	ND	1.0	0.76	ug/l	
110-82-7	Cyclohexane	ND	5.0	0.78	ug/l	
96-12-8	1,2-Dibromo-3-chloropropane	ND	2.0	1.2	ug/l	
124-48-1	Dibromochloromethane	ND	1.0	0.56	ug/l	
106-93-4	1,2-Dibromoethane	ND	1.0	0.48	ug/l	
95-50-1	1,2-Dichlorobenzene	ND	1.0	0.53	ug/l	
541-73-1	1,3-Dichlorobenzene	ND	1.0	0.54	ug/l	
106-46-7	1,4-Dichlorobenzene	ND	1.0	0.51	ug/l	
75-71-8	Dichlorodifluoromethane ^a	ND	2.0	1.4	ug/l	
75-34-3	1,1-Dichloroethane	ND	1.0	0.57	ug/l	
107-06-2	1,2-Dichloroethane	ND	1.0	0.60	ug/l	
75-35-4	1,1-Dichloroethene	ND	1.0	0.59	ug/l	
156-59-2	cis-1,2-Dichloroethene	3.6	1.0	0.51	ug/l	
156-60-5	trans-1,2-Dichloroethene	ND	1.0	0.54	ug/l	
78-87-5	1,2-Dichloropropane	ND	1.0	0.51	ug/l	
10061-01-5	cis-1,3-Dichloropropene	ND	1.0	0.47	ug/l	
10061-02-6	trans-1,3-Dichloropropene	ND	1.0	0.43	ug/l	
100-41-4	Ethylbenzene	ND	1.0	0.60	ug/l	
76-13-1	Freon 113	ND	5.0	1.9	ug/l	
591-78-6	2-Hexanone	ND	5.0	2.0	ug/l	

ND = Not detected MDL = Method Detection Limit

RL = Reporting Limit

E = Indicates value exceeds calibration range

J = Indicates an estimated value

B = Indicates analyte found in associated method blank

N = Indicates presumptive evidence of a compound

Report of Analysis

Client Sample ID: DUP-022720 Lab Sample ID: JD3807-6 Matrix: AQ - Ground Water Method: SW846 8260C Project: Genesco, 150 Fulton Avenue, Garden City, NY	Date Sampled: 02/27/20 Date Received: 02/27/20 Percent Solids: n/a
--	---

4.6
4

VOA TCL List

CAS No.	Compound	Result	RL	MDL	Units	Q
98-82-8	Isopropylbenzene	ND	1.0	0.65	ug/l	
79-20-9	Methyl Acetate	ND	5.0	0.80	ug/l	
108-87-2	Methylcyclohexane	ND	5.0	0.60	ug/l	
1634-04-4	Methyl Tert Butyl Ether	ND	1.0	0.51	ug/l	
108-10-1	4-Methyl-2-pentanone(MIBK)	ND	5.0	1.9	ug/l	
75-09-2	Methylene chloride	ND	2.0	1.0	ug/l	
100-42-5	Styrene	ND	1.0	0.70	ug/l	
79-34-5	1,1,2,2-Tetrachloroethane	ND	1.0	0.65	ug/l	
127-18-4	Tetrachloroethene	10	1.0	0.90	ug/l	
108-88-3	Toluene	ND	1.0	0.53	ug/l	
87-61-6	1,2,3-Trichlorobenzene	ND	1.0	0.50	ug/l	
120-82-1	1,2,4-Trichlorobenzene	ND	1.0	0.50	ug/l	
71-55-6	1,1,1-Trichloroethane	ND	1.0	0.54	ug/l	
79-00-5	1,1,2-Trichloroethane	ND	1.0	0.53	ug/l	
79-01-6	Trichloroethene	16.8	1.0	0.53	ug/l	
75-69-4	Trichlorofluoromethane	ND	2.0	0.84	ug/l	
75-01-4	Vinyl chloride	ND	1.0	0.79	ug/l	
	m,p-Xylene	ND	1.0	0.78	ug/l	
95-47-6	o-Xylene	ND	1.0	0.59	ug/l	
1330-20-7	Xylene (total)	ND	1.0	0.59	ug/l	

CAS No.	Surrogate Recoveries	Run# 1	Run# 2	Limits
1868-53-7	Dibromofluoromethane	99%		80-120%
17060-07-0	1,2-Dichloroethane-D4	92%		81-124%
2037-26-5	Toluene-D8	98%		80-120%
460-00-4	4-Bromofluorobenzene	96%		80-120%

~~(a) Associated CCV outside of control limits high, sample was ND.~~

ND = Not detected MDL = Method Detection Limit J = Indicates an estimated value
 RL = Reporting Limit B = Indicates analyte found in associated method blank
 E = Indicates value exceeds calibration range N = Indicates presumptive evidence of a compound

SGS North America Inc.

Report of Analysis

Page 1 of 2

Client Sample ID:	MW26E-377-022720	Date Sampled:	02/27/20
Lab Sample ID:	JD3807-7	Date Received:	02/27/20
Matrix:	AQ - Ground Water	Percent Solids:	n/a
Method:	SW846 8260C		
Project:	Genesco, 150 Fulton Avenue, Garden City, NY		

Run #	File ID	DF	Analyzed	By	Prep Date	Prep Batch	Analytical Batch
Run #1	1A198943.D	1	02/29/20 12:55	PR	n/a	n/a	V1A8577
Run #2							

Run #	Purge Volume
Run #1	5.0 ml
Run #2	

VOA TCL List

CAS No.	Compound	Result	RL	MDL	Units	Q
67-64-1	Acetone	ND	10	6.0	ug/l	
71-43-2	Benzene	ND	0.50	0.43	ug/l	
74-97-5	Bromochloromethane	ND	1.0	0.48	ug/l	
75-27-4	Bromodichloromethane	ND	1.0	0.58	ug/l	
75-25-2	Bromoform	ND	1.0	0.63	ug/l	
74-83-9	Bromomethane	ND	2.0	1.6	ug/l	
78-93-3	2-Butanone (MEK)	ND	10	6.9	ug/l	
75-15-0	Carbon disulfide	ND	2.0	0.95	ug/l	
56-23-5	Carbon tetrachloride	ND	1.0	0.55	ug/l	
108-90-7	Chlorobenzene	ND	1.0	0.56	ug/l	
75-00-3	Chloroethane	ND	1.0	0.73	ug/l	
67-66-3	Chloroform	ND	1.0	0.50	ug/l	
74-87-3	Chloromethane	ND	1.0	0.76	ug/l	
110-82-7	Cyclohexane	ND	5.0	0.78	ug/l	
96-12-8	1,2-Dibromo-3-chloropropane	ND	2.0	1.2	ug/l	
124-48-1	Dibromochloromethane	ND	1.0	0.56	ug/l	
106-93-4	1,2-Dibromoethane	ND	1.0	0.48	ug/l	
95-50-1	1,2-Dichlorobenzene	ND	1.0	0.53	ug/l	
541-73-1	1,3-Dichlorobenzene	ND	1.0	0.54	ug/l	
106-46-7	1,4-Dichlorobenzene	ND	1.0	0.51	ug/l	
75-71-8	Dichlorodifluoromethane ^a	ND	2.0	1.4	ug/l	
75-34-3	1,1-Dichloroethane	ND	1.0	0.57	ug/l	
107-06-2	1,2-Dichloroethane	ND	1.0	0.60	ug/l	
75-35-4	1,1-Dichloroethene	ND	1.0	0.59	ug/l	
156-59-2	cis-1,2-Dichloroethene	3.6	1.0	0.51	ug/l	
156-60-5	trans-1,2-Dichloroethene	ND	1.0	0.54	ug/l	
78-87-5	1,2-Dichloropropane	ND	1.0	0.51	ug/l	
10061-01-5	cis-1,3-Dichloropropene	ND	1.0	0.47	ug/l	
10061-02-6	trans-1,3-Dichloropropene	ND	1.0	0.43	ug/l	
100-41-4	Ethylbenzene	ND	1.0	0.60	ug/l	
76-13-1	Freon 113	ND	5.0	1.9	ug/l	
591-78-6	2-Hexanone	ND	5.0	2.0	ug/l	

ND = Not detected MDL = Method Detection Limit

RL = Reporting Limit

E = Indicates value exceeds calibration range

J = Indicates an estimated value

B = Indicates analyte found in associated method blank

N = Indicates presumptive evidence of a compound

Report of Analysis

Client Sample ID: MW26E-377-022720	Date Sampled: 02/27/20
Lab Sample ID: JD3807-7	Date Received: 02/27/20
Matrix: AQ - Ground Water	Percent Solids: n/a
Method: SW846 8260C	
Project: Genesco, 150 Fulton Avenue, Garden City, NY	

4.7
4

VOA TCL List

CAS No.	Compound	Result	RL	MDL	Units	Q
98-82-8	Isopropylbenzene	ND	1.0	0.65	ug/l	
79-20-9	Methyl Acetate	ND	5.0	0.80	ug/l	
108-87-2	Methylcyclohexane	ND	5.0	0.60	ug/l	
1634-04-4	Methyl Tert Butyl Ether	ND	1.0	0.51	ug/l	
108-10-1	4-Methyl-2-pentanone(MIBK)	ND	5.0	1.9	ug/l	
75-09-2	Methylene chloride	ND	2.0	1.0	ug/l	
100-42-5	Styrene	ND	1.0	0.70	ug/l	
79-34-5	1,1,2,2-Tetrachloroethane	ND	1.0	0.65	ug/l	
127-18-4	Tetrachloroethene	ND	1.0	0.90	ug/l	
108-88-3	Toluene	ND	1.0	0.53	ug/l	
87-61-6	1,2,3-Trichlorobenzene	ND	1.0	0.50	ug/l	
120-82-1	1,2,4-Trichlorobenzene	ND	1.0	0.50	ug/l	
71-55-6	1,1,1-Trichloroethane	ND	1.0	0.54	ug/l	
79-00-5	1,1,2-Trichloroethane	ND	1.0	0.53	ug/l	
79-01-6	Trichloroethene	9.4	1.0	0.53	ug/l	
75-69-4	Trichlorofluoromethane	ND	2.0	0.84	ug/l	
75-01-4	Vinyl chloride	ND	1.0	0.79	ug/l	
	m,p-Xylene	ND	1.0	0.78	ug/l	
95-47-6	o-Xylene	ND	1.0	0.59	ug/l	
1330-20-7	Xylene (total)	ND	1.0	0.59	ug/l	

CAS No.	Surrogate Recoveries	Run# 1	Run# 2	Limits
1868-53-7	Dibromofluoromethane	99%		80-120%
17060-07-0	1,2-Dichloroethane-D4	94%		81-124%
2037-26-5	Toluene-D8	99%		80-120%
460-00-4	4-Bromofluorobenzene	100%		80-120%

~~(a) Associated CCV outside of control limits high, sample was ND.~~

ND = Not detected	MDL = Method Detection Limit	J = Indicates an estimated value
RL = Reporting Limit		B = Indicates analyte found in associated method blank
E = Indicates value exceeds calibration range		N = Indicates presumptive evidence of a compound

SGS North America Inc.

Report of Analysis

Page 1 of 2

Client Sample ID:	MW26D-350.5-022720	Date Sampled:	02/27/20
Lab Sample ID:	JD3807-8	Date Received:	02/27/20
Matrix:	AQ - Ground Water	Percent Solids:	n/a
Method:	SW846 8260C		
Project:	Genesco, 150 Fulton Avenue, Garden City, NY		

Run #	File ID	DF	Analyzed	By	Prep Date	Prep Batch	Analytical Batch
Run #1	1A198944.D	1	02/29/20 13:20	PR	n/a	n/a	V1A8577
Run #2							

Run #	Purge Volume
Run #1	5.0 ml
Run #2	

VOA TCL List

CAS No.	Compound	Result	RL	MDL	Units	Q
67-64-1	Acetone	ND	10	6.0	ug/l	
71-43-2	Benzene	ND	0.50	0.43	ug/l	
74-97-5	Bromochloromethane	ND	1.0	0.48	ug/l	
75-27-4	Bromodichloromethane	ND	1.0	0.58	ug/l	
75-25-2	Bromoform	ND	1.0	0.63	ug/l	
74-83-9	Bromomethane	ND	2.0	1.6	ug/l	
78-93-3	2-Butanone (MEK)	ND	10	6.9	ug/l	
75-15-0	Carbon disulfide	ND	2.0	0.95	ug/l	
56-23-5	Carbon tetrachloride	ND	1.0	0.55	ug/l	
108-90-7	Chlorobenzene	ND	1.0	0.56	ug/l	
75-00-3	Chloroethane	ND	1.0	0.73	ug/l	
67-66-3	Chloroform	ND	1.0	0.50	ug/l	
74-87-3	Chloromethane	ND	1.0	0.76	ug/l	
110-82-7	Cyclohexane	ND	5.0	0.78	ug/l	
96-12-8	1,2-Dibromo-3-chloropropane	ND	2.0	1.2	ug/l	
124-48-1	Dibromochloromethane	ND	1.0	0.56	ug/l	
106-93-4	1,2-Dibromoethane	ND	1.0	0.48	ug/l	
95-50-1	1,2-Dichlorobenzene	ND	1.0	0.53	ug/l	
541-73-1	1,3-Dichlorobenzene	ND	1.0	0.54	ug/l	
106-46-7	1,4-Dichlorobenzene	ND	1.0	0.51	ug/l	
75-71-8	Dichlorodifluoromethane ^a	ND	2.0	1.4	ug/l	
75-34-3	1,1-Dichloroethane	ND	1.0	0.57	ug/l	
107-06-2	1,2-Dichloroethane	ND	1.0	0.60	ug/l	
75-35-4	1,1-Dichloroethene	ND	1.0	0.59	ug/l	
156-59-2	cis-1,2-Dichloroethene	5.7	1.0	0.51	ug/l	
156-60-5	trans-1,2-Dichloroethene	ND	1.0	0.54	ug/l	
78-87-5	1,2-Dichloropropane	ND	1.0	0.51	ug/l	
10061-01-5	cis-1,3-Dichloropropene	ND	1.0	0.47	ug/l	
10061-02-6	trans-1,3-Dichloropropene	ND	1.0	0.43	ug/l	
100-41-4	Ethylbenzene	ND	1.0	0.60	ug/l	
76-13-1	Freon 113	ND	5.0	1.9	ug/l	
591-78-6	2-Hexanone	ND	5.0	2.0	ug/l	

ND = Not detected MDL = Method Detection Limit

RL = Reporting Limit

E = Indicates value exceeds calibration range

J = Indicates an estimated value

B = Indicates analyte found in associated method blank

N = Indicates presumptive evidence of a compound

Report of Analysis

Client Sample ID: MW26D-350.5-022720 Lab Sample ID: JD3807-8 Matrix: AQ - Ground Water Method: SW846 8260C Project: Genesco, 150 Fulton Avenue, Garden City, NY	Date Sampled: 02/27/20 Date Received: 02/27/20 Percent Solids: n/a
--	---

4.8
4

VOA TCL List

CAS No.	Compound	Result	RL	MDL	Units	Q
98-82-8	Isopropylbenzene	ND	1.0	0.65	ug/l	
79-20-9	Methyl Acetate	ND	5.0	0.80	ug/l	
108-87-2	Methylcyclohexane	ND	5.0	0.60	ug/l	
1634-04-4	Methyl Tert Butyl Ether	ND	1.0	0.51	ug/l	
108-10-1	4-Methyl-2-pentanone(MIBK)	ND	5.0	1.9	ug/l	
75-09-2	Methylene chloride	ND	2.0	1.0	ug/l	
100-42-5	Styrene	ND	1.0	0.70	ug/l	
79-34-5	1,1,2,2-Tetrachloroethane	ND	1.0	0.65	ug/l	
127-18-4	Tetrachloroethene	20.1	1.0	0.90	ug/l	
108-88-3	Toluene	ND	1.0	0.53	ug/l	
87-61-6	1,2,3-Trichlorobenzene	ND	1.0	0.50	ug/l	
120-82-1	1,2,4-Trichlorobenzene	ND	1.0	0.50	ug/l	
71-55-6	1,1,1-Trichloroethane	ND	1.0	0.54	ug/l	
79-00-5	1,1,2-Trichloroethane	ND	1.0	0.53	ug/l	
79-01-6	Trichloroethene	4.5	1.0	0.53	ug/l	
75-69-4	Trichlorofluoromethane	ND	2.0	0.84	ug/l	
75-01-4	Vinyl chloride	ND	1.0	0.79	ug/l	
	m,p-Xylene	ND	1.0	0.78	ug/l	
95-47-6	o-Xylene	ND	1.0	0.59	ug/l	
1330-20-7	Xylene (total)	ND	1.0	0.59	ug/l	

CAS No.	Surrogate Recoveries	Run# 1	Run# 2	Limits
1868-53-7	Dibromofluoromethane	102%		80-120%
17060-07-0	1,2-Dichloroethane-D4	92%		81-124%
2037-26-5	Toluene-D8	97%		80-120%
460-00-4	4-Bromofluorobenzene	99%		80-120%

~~(a) Associated CCV outside of control limits high, sample was ND.~~

ND = Not detected	MDL = Method Detection Limit	J = Indicates an estimated value
RL = Reporting Limit		B = Indicates analyte found in associated method blank
E = Indicates value exceeds calibration range		N = Indicates presumptive evidence of a compound

SGS North America Inc.

Report of Analysis

Page 1 of 2

Client Sample ID:	MW26B-271.5-022720	Date Sampled:	02/27/20
Lab Sample ID:	JD3807-9	Date Received:	02/27/20
Matrix:	AQ - Ground Water	Percent Solids:	n/a
Method:	SW846 8260C		
Project:	Genesco, 150 Fulton Avenue, Garden City, NY		

Run #	File ID	DF	Analyzed	By	Prep Date	Prep Batch	Analytical Batch
Run #1	1A198945.D	1	02/29/20 13:45	PR	n/a	n/a	V1A8577
Run #2							

Run #	Purge Volume
Run #1	5.0 ml
Run #2	

VOA TCL List

CAS No.	Compound	Result	RL	MDL	Units	Q
67-64-1	Acetone	ND	10	6.0	ug/l	
71-43-2	Benzene	ND	0.50	0.43	ug/l	
74-97-5	Bromochloromethane	ND	1.0	0.48	ug/l	
75-27-4	Bromodichloromethane	ND	1.0	0.58	ug/l	
75-25-2	Bromoform	ND	1.0	0.63	ug/l	
74-83-9	Bromomethane	ND	2.0	1.6	ug/l	
78-93-3	2-Butanone (MEK)	ND	10	6.9	ug/l	
75-15-0	Carbon disulfide	ND	2.0	0.95	ug/l	
56-23-5	Carbon tetrachloride	ND	1.0	0.55	ug/l	
108-90-7	Chlorobenzene	ND	1.0	0.56	ug/l	
75-00-3	Chloroethane	ND	1.0	0.73	ug/l	
67-66-3	Chloroform	ND	1.0	0.50	ug/l	
74-87-3	Chloromethane	ND	1.0	0.76	ug/l	
110-82-7	Cyclohexane	ND	5.0	0.78	ug/l	
96-12-8	1,2-Dibromo-3-chloropropane	ND	2.0	1.2	ug/l	
124-48-1	Dibromochloromethane	ND	1.0	0.56	ug/l	
106-93-4	1,2-Dibromoethane	ND	1.0	0.48	ug/l	
95-50-1	1,2-Dichlorobenzene	ND	1.0	0.53	ug/l	
541-73-1	1,3-Dichlorobenzene	ND	1.0	0.54	ug/l	
106-46-7	1,4-Dichlorobenzene	ND	1.0	0.51	ug/l	
75-71-8	Dichlorodifluoromethane ^a	ND	2.0	1.4	ug/l	
75-34-3	1,1-Dichloroethane	ND	1.0	0.57	ug/l	
107-06-2	1,2-Dichloroethane	ND	1.0	0.60	ug/l	
75-35-4	1,1-Dichloroethene	ND	1.0	0.59	ug/l	
156-59-2	cis-1,2-Dichloroethene	ND	1.0	0.51	ug/l	
156-60-5	trans-1,2-Dichloroethene	ND	1.0	0.54	ug/l	
78-87-5	1,2-Dichloropropane	ND	1.0	0.51	ug/l	
10061-01-5	cis-1,3-Dichloropropene	ND	1.0	0.47	ug/l	
10061-02-6	trans-1,3-Dichloropropene	ND	1.0	0.43	ug/l	
100-41-4	Ethylbenzene	ND	1.0	0.60	ug/l	
76-13-1	Freon 113	ND	5.0	1.9	ug/l	
591-78-6	2-Hexanone	ND	5.0	2.0	ug/l	

ND = Not detected MDL = Method Detection Limit

RL = Reporting Limit

E = Indicates value exceeds calibration range

J = Indicates an estimated value

B = Indicates analyte found in associated method blank

N = Indicates presumptive evidence of a compound

Report of Analysis

Client Sample ID: MW26B-271.5-022720 Lab Sample ID: JD3807-9 Matrix: AQ - Ground Water Method: SW846 8260C Project: Genesco, 150 Fulton Avenue, Garden City, NY	Date Sampled: 02/27/20 Date Received: 02/27/20 Percent Solids: n/a
--	---

4.9
4

VOA TCL List

CAS No.	Compound	Result	RL	MDL	Units	Q
98-82-8	Isopropylbenzene	ND	1.0	0.65	ug/l	
79-20-9	Methyl Acetate	ND	5.0	0.80	ug/l	
108-87-2	Methylcyclohexane	ND	5.0	0.60	ug/l	
1634-04-4	Methyl Tert Butyl Ether	ND	1.0	0.51	ug/l	
108-10-1	4-Methyl-2-pentanone(MIBK)	ND	5.0	1.9	ug/l	
75-09-2	Methylene chloride	ND	2.0	1.0	ug/l	
100-42-5	Styrene	ND	1.0	0.70	ug/l	
79-34-5	1,1,2,2-Tetrachloroethane	ND	1.0	0.65	ug/l	
127-18-4	Tetrachloroethene	1.1	1.0	0.90	ug/l	
108-88-3	Toluene	ND	1.0	0.53	ug/l	
87-61-6	1,2,3-Trichlorobenzene	ND	1.0	0.50	ug/l	
120-82-1	1,2,4-Trichlorobenzene	ND	1.0	0.50	ug/l	
71-55-6	1,1,1-Trichloroethane	ND	1.0	0.54	ug/l	
79-00-5	1,1,2-Trichloroethane	ND	1.0	0.53	ug/l	
79-01-6	Trichloroethene	ND	1.0	0.53	ug/l	
75-69-4	Trichlorofluoromethane	ND	2.0	0.84	ug/l	
75-01-4	Vinyl chloride	ND	1.0	0.79	ug/l	
	m,p-Xylene	ND	1.0	0.78	ug/l	
95-47-6	o-Xylene	ND	1.0	0.59	ug/l	
1330-20-7	Xylene (total)	ND	1.0	0.59	ug/l	

CAS No.	Surrogate Recoveries	Run# 1	Run# 2	Limits
1868-53-7	Dibromofluoromethane	100%		80-120%
17060-07-0	1,2-Dichloroethane-D4	93%		81-124%
2037-26-5	Toluene-D8	98%		80-120%
460-00-4	4-Bromofluorobenzene	97%		80-120%

~~(a) Associated CCV outside of control limits high, sample was ND.~~

ND = Not detected	MDL = Method Detection Limit	J = Indicates an estimated value
RL = Reporting Limit		B = Indicates analyte found in associated method blank
E = Indicates value exceeds calibration range		N = Indicates presumptive evidence of a compound

SGS North America Inc.

Report of Analysis

Page 1 of 2

Client Sample ID:	MW26C-325-022720	Date Sampled:	02/27/20
Lab Sample ID:	JD3807-10	Date Received:	02/27/20
Matrix:	AQ - Ground Water	Percent Solids:	n/a
Method:	SW846 8260C		
Project:	Genesco, 150 Fulton Avenue, Garden City, NY		

Run #	File ID	DF	Analyzed	By	Prep Date	Prep Batch	Analytical Batch
Run #1	1A198946.D	1	02/29/20 14:09	PR	n/a	n/a	V1A8577
Run #2							

Run #	Purge Volume
Run #1	5.0 ml
Run #2	

VOA TCL List

CAS No.	Compound	Result	RL	MDL	Units	Q
67-64-1	Acetone	ND	10	6.0	ug/l	
71-43-2	Benzene	ND	0.50	0.43	ug/l	
74-97-5	Bromochloromethane	ND	1.0	0.48	ug/l	
75-27-4	Bromodichloromethane	ND	1.0	0.58	ug/l	
75-25-2	Bromoform	ND	1.0	0.63	ug/l	
74-83-9	Bromomethane	ND	2.0	1.6	ug/l	
78-93-3	2-Butanone (MEK)	ND	10	6.9	ug/l	
75-15-0	Carbon disulfide	ND	2.0	0.95	ug/l	
56-23-5	Carbon tetrachloride	ND	1.0	0.55	ug/l	
108-90-7	Chlorobenzene	ND	1.0	0.56	ug/l	
75-00-3	Chloroethane	ND	1.0	0.73	ug/l	
67-66-3	Chloroform	ND	1.0	0.50	ug/l	
74-87-3	Chloromethane	ND	1.0	0.76	ug/l	
110-82-7	Cyclohexane	ND	5.0	0.78	ug/l	
96-12-8	1,2-Dibromo-3-chloropropane	ND	2.0	1.2	ug/l	
124-48-1	Dibromochloromethane	ND	1.0	0.56	ug/l	
106-93-4	1,2-Dibromoethane	ND	1.0	0.48	ug/l	
95-50-1	1,2-Dichlorobenzene	ND	1.0	0.53	ug/l	
541-73-1	1,3-Dichlorobenzene	ND	1.0	0.54	ug/l	
106-46-7	1,4-Dichlorobenzene	ND	1.0	0.51	ug/l	
75-71-8	Dichlorodifluoromethane ^a	ND	2.0	1.4	ug/l	
75-34-3	1,1-Dichloroethane	ND	1.0	0.57	ug/l	
107-06-2	1,2-Dichloroethane	ND	1.0	0.60	ug/l	
75-35-4	1,1-Dichloroethene	ND	1.0	0.59	ug/l	
156-59-2	cis-1,2-Dichloroethene	ND	1.0	0.51	ug/l	
156-60-5	trans-1,2-Dichloroethene	ND	1.0	0.54	ug/l	
78-87-5	1,2-Dichloropropane	ND	1.0	0.51	ug/l	
10061-01-5	cis-1,3-Dichloropropene	ND	1.0	0.47	ug/l	
10061-02-6	trans-1,3-Dichloropropene	ND	1.0	0.43	ug/l	
100-41-4	Ethylbenzene	ND	1.0	0.60	ug/l	
76-13-1	Freon 113	ND	5.0	1.9	ug/l	
591-78-6	2-Hexanone	ND	5.0	2.0	ug/l	

ND = Not detected MDL = Method Detection Limit

RL = Reporting Limit

E = Indicates value exceeds calibration range

J = Indicates an estimated value

B = Indicates analyte found in associated method blank

N = Indicates presumptive evidence of a compound

Report of Analysis

Client Sample ID: MW26C-325-022720 Lab Sample ID: JD3807-10 Matrix: AQ - Ground Water Method: SW846 8260C Project: Genesco, 150 Fulton Avenue, Garden City, NY	Date Sampled: 02/27/20 Date Received: 02/27/20 Percent Solids: n/a
---	---

VOA TCL List

CAS No.	Compound	Result	RL	MDL	Units	Q
98-82-8	Isopropylbenzene	ND	1.0	0.65	ug/l	
79-20-9	Methyl Acetate	ND	5.0	0.80	ug/l	
108-87-2	Methylcyclohexane	ND	5.0	0.60	ug/l	
1634-04-4	Methyl Tert Butyl Ether	ND	1.0	0.51	ug/l	
108-10-1	4-Methyl-2-pentanone(MIBK)	ND	5.0	1.9	ug/l	
75-09-2	Methylene chloride	ND	2.0	1.0	ug/l	
100-42-5	Styrene	ND	1.0	0.70	ug/l	
79-34-5	1,1,2,2-Tetrachloroethane	ND	1.0	0.65	ug/l	
127-18-4	Tetrachloroethene	ND	1.0	0.90	ug/l	
108-88-3	Toluene	ND	1.0	0.53	ug/l	
87-61-6	1,2,3-Trichlorobenzene	ND	1.0	0.50	ug/l	
120-82-1	1,2,4-Trichlorobenzene	ND	1.0	0.50	ug/l	
71-55-6	1,1,1-Trichloroethane	ND	1.0	0.54	ug/l	
79-00-5	1,1,2-Trichloroethane	ND	1.0	0.53	ug/l	
79-01-6	Trichloroethene	ND	1.0	0.53	ug/l	
75-69-4	Trichlorofluoromethane	ND	2.0	0.84	ug/l	
75-01-4	Vinyl chloride	ND	1.0	0.79	ug/l	
	m,p-Xylene	ND	1.0	0.78	ug/l	
95-47-6	o-Xylene	ND	1.0	0.59	ug/l	
1330-20-7	Xylene (total)	ND	1.0	0.59	ug/l	

CAS No.	Surrogate Recoveries	Run# 1	Run# 2	Limits
1868-53-7	Dibromofluoromethane	101%		80-120%
17060-07-0	1,2-Dichloroethane-D4	95%		81-124%
2037-26-5	Toluene-D8	96%		80-120%
460-00-4	4-Bromofluorobenzene	97%		80-120%

~~(a) Associated CCV outside of control limits high, sample was ND.~~

ND = Not detected MDL = Method Detection Limit J = Indicates an estimated value
 RL = Reporting Limit B = Indicates analyte found in associated method blank
 E = Indicates value exceeds calibration range N = Indicates presumptive evidence of a compound

4.10
4

SGS North America Inc.

Report of Analysis

Page 1 of 2

Client Sample ID:	MW26A-229-022720	Date Sampled:	02/27/20
Lab Sample ID:	JD3807-11	Date Received:	02/27/20
Matrix:	AQ - Ground Water	Percent Solids:	n/a
Method:	SW846 8260C		
Project:	Genesco, 150 Fulton Avenue, Garden City, NY		

Run #	File ID	DF	Analyzed	By	Prep Date	Prep Batch	Analytical Batch
Run #1	1A198951.D	1	02/29/20 16:13	PR	n/a	n/a	V1A8577
Run #2							

Run #	Purge Volume
Run #1	5.0 ml
Run #2	

VOA TCL List

CAS No.	Compound	Result	RL	MDL	Units	Q
67-64-1	Acetone	44.7	10	6.0	ug/l	
71-43-2	Benzene	ND	0.50	0.43	ug/l	
74-97-5	Bromochloromethane	ND	1.0	0.48	ug/l	
75-27-4	Bromodichloromethane	ND	1.0	0.58	ug/l	
75-25-2	Bromoform	ND	1.0	0.63	ug/l	
74-83-9	Bromomethane	ND	2.0	1.6	ug/l	
78-93-3	2-Butanone (MEK)	19.5	10	6.9	ug/l	
75-15-0	Carbon disulfide	ND	2.0	0.95	ug/l	
56-23-5	Carbon tetrachloride	ND	1.0	0.55	ug/l	
108-90-7	Chlorobenzene	ND	1.0	0.56	ug/l	
75-00-3	Chloroethane	ND	1.0	0.73	ug/l	
67-66-3	Chloroform	ND	1.0	0.50	ug/l	
74-87-3	Chloromethane	ND	1.0	0.76	ug/l	
110-82-7	Cyclohexane	ND	5.0	0.78	ug/l	
96-12-8	1,2-Dibromo-3-chloropropane	ND	2.0	1.2	ug/l	
124-48-1	Dibromochloromethane	ND	1.0	0.56	ug/l	
106-93-4	1,2-Dibromoethane	ND	1.0	0.48	ug/l	
95-50-1	1,2-Dichlorobenzene	ND	1.0	0.53	ug/l	
541-73-1	1,3-Dichlorobenzene	ND	1.0	0.54	ug/l	
106-46-7	1,4-Dichlorobenzene	ND	1.0	0.51	ug/l	
75-71-8	Dichlorodifluoromethane ^a	ND	2.0	1.4	ug/l	
75-34-3	1,1-Dichloroethane	ND	1.0	0.57	ug/l	
107-06-2	1,2-Dichloroethane	ND	1.0	0.60	ug/l	
75-35-4	1,1-Dichloroethene	ND	1.0	0.59	ug/l	
156-59-2	cis-1,2-Dichloroethene	ND	1.0	0.51	ug/l	
156-60-5	trans-1,2-Dichloroethene	ND	1.0	0.54	ug/l	
78-87-5	1,2-Dichloropropane	ND	1.0	0.51	ug/l	
10061-01-5	cis-1,3-Dichloropropene	ND	1.0	0.47	ug/l	
10061-02-6	trans-1,3-Dichloropropene	ND	1.0	0.43	ug/l	
100-41-4	Ethylbenzene	ND	1.0	0.60	ug/l	
76-13-1	Freon 113	ND	5.0	1.9	ug/l	
591-78-6	2-Hexanone	ND	5.0	2.0	ug/l	

ND = Not detected MDL = Method Detection Limit

RL = Reporting Limit

E = Indicates value exceeds calibration range

J = Indicates an estimated value

B = Indicates analyte found in associated method blank

N = Indicates presumptive evidence of a compound

Report of Analysis

Client Sample ID: MW26A-229-022720 Lab Sample ID: JD3807-11 Matrix: AQ - Ground Water Method: SW846 8260C Project: Genesco, 150 Fulton Avenue, Garden City, NY	Date Sampled: 02/27/20 Date Received: 02/27/20 Percent Solids: n/a
---	---

VOA TCL List

CAS No.	Compound	Result	RL	MDL	Units	Q
98-82-8	Isopropylbenzene	ND	1.0	0.65	ug/l	
79-20-9	Methyl Acetate	ND	5.0	0.80	ug/l	
108-87-2	Methylcyclohexane	ND	5.0	0.60	ug/l	
1634-04-4	Methyl Tert Butyl Ether	ND	1.0	0.51	ug/l	
108-10-1	4-Methyl-2-pentanone(MIBK)	ND	5.0	1.9	ug/l	
75-09-2	Methylene chloride	ND	2.0	1.0	ug/l	
100-42-5	Styrene	ND	1.0	0.70	ug/l	
79-34-5	1,1,2,2-Tetrachloroethane	ND	1.0	0.65	ug/l	
127-18-4	Tetrachloroethene	ND	1.0	0.90	ug/l	
108-88-3	Toluene	ND	1.0	0.53	ug/l	
87-61-6	1,2,3-Trichlorobenzene	ND	1.0	0.50	ug/l	
120-82-1	1,2,4-Trichlorobenzene	ND	1.0	0.50	ug/l	
71-55-6	1,1,1-Trichloroethane	ND	1.0	0.54	ug/l	
79-00-5	1,1,2-Trichloroethane	ND	1.0	0.53	ug/l	
79-01-6	Trichloroethene	ND	1.0	0.53	ug/l	
75-69-4	Trichlorofluoromethane	ND	2.0	0.84	ug/l	
75-01-4	Vinyl chloride	ND	1.0	0.79	ug/l	
	m,p-Xylene	ND	1.0	0.78	ug/l	
95-47-6	o-Xylene	ND	1.0	0.59	ug/l	
1330-20-7	Xylene (total)	ND	1.0	0.59	ug/l	

CAS No.	Surrogate Recoveries	Run# 1	Run# 2	Limits
1868-53-7	Dibromofluoromethane	101%		80-120%
17060-07-0	1,2-Dichloroethane-D4	94%		81-124%
2037-26-5	Toluene-D8	97%		80-120%
460-00-4	4-Bromofluorobenzene	97%		80-120%

~~(a) Associated CCV outside of control limits high, sample was ND.~~

ND = Not detected MDL = Method Detection Limit J = Indicates an estimated value
 RL = Reporting Limit B = Indicates analyte found in associated method blank
 E = Indicates value exceeds calibration range N = Indicates presumptive evidence of a compound

4.11
4

SGS North America Inc.

Report of Analysis

Page 1 of 2

Client Sample ID:	FB-022820	Date Sampled:	02/28/20
Lab Sample ID:	JD3899-1	Date Received:	02/28/20
Matrix:	AQ - Field Blank Water	Percent Solids:	n/a
Method:	SW846 8260C		
Project:	Genesco, 150 Fulton Avenue, Garden City, NY		

Run #	File ID	DF	Analyzed	By	Prep Date	Prep Batch	Analytical Batch
Run #1	2E159835.D	1	03/02/20 22:49	BK	n/a	n/a	V2E8017
Run #2							

Run #	Purge Volume
Run #1	5.0 ml
Run #2	

VOA TCL List

CAS No.	Compound	Result	RL	MDL	Units	Q
67-64-1	Acetone	ND	10	6.0	ug/l	
71-43-2	Benzene	ND	0.50	0.43	ug/l	
74-97-5	Bromochloromethane	ND	1.0	0.48	ug/l	
75-27-4	Bromodichloromethane	ND	1.0	0.58	ug/l	
75-25-2	Bromoform	ND	1.0	0.63	ug/l	
74-83-9	Bromomethane	ND	2.0	1.6	ug/l	
78-93-3	2-Butanone (MEK)	ND	10	6.9	ug/l	
75-15-0	Carbon disulfide	ND	2.0	0.95	ug/l	
56-23-5	Carbon tetrachloride	ND	1.0	0.55	ug/l	
108-90-7	Chlorobenzene	ND	1.0	0.56	ug/l	
75-00-3	Chloroethane	ND	1.0	0.73	ug/l	
67-66-3	Chloroform	ND	1.0	0.50	ug/l	
74-87-3	Chloromethane ^a	ND	1.0	0.76	ug/l	
110-82-7	Cyclohexane	ND	5.0	0.78	ug/l	
96-12-8	1,2-Dibromo-3-chloropropane	ND	2.0	1.2	ug/l	
124-48-1	Dibromochloromethane	ND	1.0	0.56	ug/l	
106-93-4	1,2-Dibromoethane	ND	1.0	0.48	ug/l	
95-50-1	1,2-Dichlorobenzene	ND	1.0	0.53	ug/l	
541-73-1	1,3-Dichlorobenzene	ND	1.0	0.54	ug/l	
106-46-7	1,4-Dichlorobenzene	ND	1.0	0.51	ug/l	
75-71-8	Dichlorodifluoromethane ^b	ND	2.0	1.4	ug/l	
75-34-3	1,1-Dichloroethane	ND	1.0	0.57	ug/l	
107-06-2	1,2-Dichloroethane	ND	1.0	0.60	ug/l	
75-35-4	1,1-Dichloroethene	ND	1.0	0.59	ug/l	
156-59-2	cis-1,2-Dichloroethene	ND	1.0	0.51	ug/l	
156-60-5	trans-1,2-Dichloroethene	ND	1.0	0.54	ug/l	
78-87-5	1,2-Dichloropropane	ND	1.0	0.51	ug/l	
10061-01-5	cis-1,3-Dichloropropene	ND	1.0	0.47	ug/l	
10061-02-6	trans-1,3-Dichloropropene	ND	1.0	0.43	ug/l	
100-41-4	Ethylbenzene	ND	1.0	0.60	ug/l	
76-13-1	Freon 113	ND	5.0	1.9	ug/l	
591-78-6	2-Hexanone	ND	5.0	2.0	ug/l	

ND = Not detected MDL = Method Detection Limit

RL = Reporting Limit

E = Indicates value exceeds calibration range

J = Indicates an estimated value

B = Indicates analyte found in associated method blank

N = Indicates presumptive evidence of a compound

Report of Analysis

Client Sample ID: FB-022820 Lab Sample ID: JD3899-1 Matrix: AQ - Field Blank Water Method: SW846 8260C Project: Genesco, 150 Fulton Avenue, Garden City, NY	Date Sampled: 02/28/20 Date Received: 02/28/20 Percent Solids: n/a
--	---

4.1
4

VOA TCL List

CAS No.	Compound	Result	RL	MDL	Units	Q
98-82-8	Isopropylbenzene	ND	1.0	0.65	ug/l	
79-20-9	Methyl Acetate	ND	5.0	0.80	ug/l	
108-87-2	Methylcyclohexane	ND	5.0	0.60	ug/l	
1634-04-4	Methyl Tert Butyl Ether	ND	1.0	0.51	ug/l	
108-10-1	4-Methyl-2-pentanone(MIBK)	ND	5.0	1.9	ug/l	
75-09-2	Methylene chloride	ND	2.0	1.0	ug/l	
100-42-5	Styrene	ND	1.0	0.70	ug/l	
79-34-5	1,1,2,2-Tetrachloroethane	ND	1.0	0.65	ug/l	
127-18-4	Tetrachloroethene	ND	1.0	0.90	ug/l	
108-88-3	Toluene	ND	1.0	0.53	ug/l	
87-61-6	1,2,3-Trichlorobenzene	ND	1.0	0.50	ug/l	
120-82-1	1,2,4-Trichlorobenzene	ND	1.0	0.50	ug/l	
71-55-6	1,1,1-Trichloroethane	ND	1.0	0.54	ug/l	
79-00-5	1,1,2-Trichloroethane	ND	1.0	0.53	ug/l	
79-01-6	Trichloroethene	ND	1.0	0.53	ug/l	
75-69-4	Trichlorofluoromethane	ND	2.0	0.84	ug/l	
75-01-4	Vinyl chloride	ND	1.0	0.79	ug/l	
	m,p-Xylene	ND	1.0	0.78	ug/l	
95-47-6	o-Xylene	ND	1.0	0.59	ug/l	
1330-20-7	Xylene (total)	ND	1.0	0.59	ug/l	

CAS No.	Surrogate Recoveries	Run# 1	Run# 2	Limits
1868-53-7	Dibromofluoromethane	105%		80-120%
17060-07-0	1,2-Dichloroethane-D4	109%		81-124%
2037-26-5	Toluene-D8	94%		80-120%
460-00-4	4-Bromofluorobenzene	101%		80-120%

- ~~(a) Associated CCV outside of control limits low.~~
~~(b) Associated CCV outside of control limits high, sample was ND.~~

ND = Not detected MDL = Method Detection Limit J = Indicates an estimated value
 RL = Reporting Limit B = Indicates analyte found in associated method blank
 E = Indicates value exceeds calibration range N = Indicates presumptive evidence of a compound

SGS North America Inc.

Report of Analysis

Page 1 of 2

Client Sample ID:	TB-022820	Date Sampled:	02/28/20
Lab Sample ID:	JD3899-2	Date Received:	02/28/20
Matrix:	AQ - Trip Blank Water	Percent Solids:	n/a
Method:	SW846 8260C		
Project:	Genesco, 150 Fulton Avenue, Garden City, NY		

Run #	File ID	DF	Analyzed	By	Prep Date	Prep Batch	Analytical Batch
Run #1	2E159836.D	1	03/02/20 23:20	BK	n/a	n/a	V2E8017
Run #2							

Run #	Purge Volume
Run #1	5.0 ml
Run #2	

VOA TCL List

CAS No.	Compound	Result	RL	MDL	Units	Q
67-64-1	Acetone	ND	10	6.0	ug/l	
71-43-2	Benzene	ND	0.50	0.43	ug/l	
74-97-5	Bromochloromethane	ND	1.0	0.48	ug/l	
75-27-4	Bromodichloromethane	ND	1.0	0.58	ug/l	
75-25-2	Bromoform	ND	1.0	0.63	ug/l	
74-83-9	Bromomethane	ND	2.0	1.6	ug/l	
78-93-3	2-Butanone (MEK)	ND	10	6.9	ug/l	
75-15-0	Carbon disulfide	ND	2.0	0.95	ug/l	
56-23-5	Carbon tetrachloride	ND	1.0	0.55	ug/l	
108-90-7	Chlorobenzene	ND	1.0	0.56	ug/l	
75-00-3	Chloroethane	ND	1.0	0.73	ug/l	
67-66-3	Chloroform	ND	1.0	0.50	ug/l	
74-87-3	Chloromethane ^a	ND	1.0	0.76	ug/l	
110-82-7	Cyclohexane	ND	5.0	0.78	ug/l	
96-12-8	1,2-Dibromo-3-chloropropane	ND	2.0	1.2	ug/l	
124-48-1	Dibromochloromethane	ND	1.0	0.56	ug/l	
106-93-4	1,2-Dibromoethane	ND	1.0	0.48	ug/l	
95-50-1	1,2-Dichlorobenzene	ND	1.0	0.53	ug/l	
541-73-1	1,3-Dichlorobenzene	ND	1.0	0.54	ug/l	
106-46-7	1,4-Dichlorobenzene	ND	1.0	0.51	ug/l	
75-71-8	Dichlorodifluoromethane ^b	ND	2.0	1.4	ug/l	
75-34-3	1,1-Dichloroethane	ND	1.0	0.57	ug/l	
107-06-2	1,2-Dichloroethane	ND	1.0	0.60	ug/l	
75-35-4	1,1-Dichloroethene	ND	1.0	0.59	ug/l	
156-59-2	cis-1,2-Dichloroethene	ND	1.0	0.51	ug/l	
156-60-5	trans-1,2-Dichloroethene	ND	1.0	0.54	ug/l	
78-87-5	1,2-Dichloropropane	ND	1.0	0.51	ug/l	
10061-01-5	cis-1,3-Dichloropropene	ND	1.0	0.47	ug/l	
10061-02-6	trans-1,3-Dichloropropene	ND	1.0	0.43	ug/l	
100-41-4	Ethylbenzene	ND	1.0	0.60	ug/l	
76-13-1	Freon 113	ND	5.0	1.9	ug/l	
591-78-6	2-Hexanone	ND	5.0	2.0	ug/l	

ND = Not detected MDL = Method Detection Limit

RL = Reporting Limit

E = Indicates value exceeds calibration range

J = Indicates an estimated value

B = Indicates analyte found in associated method blank

N = Indicates presumptive evidence of a compound

Report of Analysis

Client Sample ID: TB-022820 Lab Sample ID: JD3899-2 Matrix: AQ - Trip Blank Water Method: SW846 8260C Project: Genesco, 150 Fulton Avenue, Garden City, NY	Date Sampled: 02/28/20 Date Received: 02/28/20 Percent Solids: n/a
---	---

4.2
4

VOA TCL List

CAS No.	Compound	Result	RL	MDL	Units	Q
98-82-8	Isopropylbenzene	ND	1.0	0.65	ug/l	
79-20-9	Methyl Acetate	ND	5.0	0.80	ug/l	
108-87-2	Methylcyclohexane	ND	5.0	0.60	ug/l	
1634-04-4	Methyl Tert Butyl Ether	ND	1.0	0.51	ug/l	
108-10-1	4-Methyl-2-pentanone(MIBK)	ND	5.0	1.9	ug/l	
75-09-2	Methylene chloride	ND	2.0	1.0	ug/l	
100-42-5	Styrene	ND	1.0	0.70	ug/l	
79-34-5	1,1,2,2-Tetrachloroethane	ND	1.0	0.65	ug/l	
127-18-4	Tetrachloroethene	ND	1.0	0.90	ug/l	
108-88-3	Toluene	ND	1.0	0.53	ug/l	
87-61-6	1,2,3-Trichlorobenzene	ND	1.0	0.50	ug/l	
120-82-1	1,2,4-Trichlorobenzene	ND	1.0	0.50	ug/l	
71-55-6	1,1,1-Trichloroethane	ND	1.0	0.54	ug/l	
79-00-5	1,1,2-Trichloroethane	ND	1.0	0.53	ug/l	
79-01-6	Trichloroethene	ND	1.0	0.53	ug/l	
75-69-4	Trichlorofluoromethane	ND	2.0	0.84	ug/l	
75-01-4	Vinyl chloride	ND	1.0	0.79	ug/l	
	m,p-Xylene	ND	1.0	0.78	ug/l	
95-47-6	o-Xylene	ND	1.0	0.59	ug/l	
1330-20-7	Xylene (total)	ND	1.0	0.59	ug/l	

CAS No.	Surrogate Recoveries	Run# 1	Run# 2	Limits
1868-53-7	Dibromofluoromethane	104%		80-120%
17060-07-0	1,2-Dichloroethane-D4	107%		81-124%
2037-26-5	Toluene-D8	93%		80-120%
460-00-4	4-Bromofluorobenzene	100%		80-120%

- ~~(a) Associated CCV outside of control limits low.~~
~~(b) Associated CCV outside of control limits high, sample was ND.~~

ND = Not detected MDL = Method Detection Limit J = Indicates an estimated value
 RL = Reporting Limit B = Indicates analyte found in associated method blank
 E = Indicates value exceeds calibration range N = Indicates presumptive evidence of a compound

SGS North America Inc.

Report of Analysis

Page 1 of 2

Client Sample ID:	MW21A-125-022820	Date Sampled:	02/28/20
Lab Sample ID:	JD3899-3	Date Received:	02/28/20
Matrix:	AQ - Ground Water	Percent Solids:	n/a
Method:	SW846 8260C		
Project:	Genesco, 150 Fulton Avenue, Garden City, NY		

Run #	File ID	DF	Analyzed	By	Prep Date	Prep Batch	Analytical Batch
Run #1	2E159831.D	1	03/02/20 20:48	BK	n/a	n/a	V2E8017
Run #2							

Run #	Purge Volume
Run #1	5.0 ml
Run #2	

VOA TCL List

CAS No.	Compound	Result	RL	MDL	Units	Q
67-64-1	Acetone	ND	10	6.0	ug/l	
71-43-2	Benzene	ND	0.50	0.43	ug/l	
74-97-5	Bromochloromethane	ND	1.0	0.48	ug/l	
75-27-4	Bromodichloromethane	ND	1.0	0.58	ug/l	
75-25-2	Bromoform	ND	1.0	0.63	ug/l	
74-83-9	Bromomethane	ND	2.0	1.6	ug/l	
78-93-3	2-Butanone (MEK)	ND	10	6.9	ug/l	
75-15-0	Carbon disulfide	ND	2.0	0.95	ug/l	
56-23-5	Carbon tetrachloride	ND	1.0	0.55	ug/l	
108-90-7	Chlorobenzene	ND	1.0	0.56	ug/l	
75-00-3	Chloroethane	ND	1.0	0.73	ug/l	
67-66-3	Chloroform	ND	1.0	0.50	ug/l	
74-87-3	Chloromethane ^a	ND	1.0	0.76	ug/l	
110-82-7	Cyclohexane	ND	5.0	0.78	ug/l	
96-12-8	1,2-Dibromo-3-chloropropane	ND	2.0	1.2	ug/l	
124-48-1	Dibromochloromethane	ND	1.0	0.56	ug/l	
106-93-4	1,2-Dibromoethane	ND	1.0	0.48	ug/l	
95-50-1	1,2-Dichlorobenzene	ND	1.0	0.53	ug/l	
541-73-1	1,3-Dichlorobenzene	ND	1.0	0.54	ug/l	
106-46-7	1,4-Dichlorobenzene	ND	1.0	0.51	ug/l	
75-71-8	Dichlorodifluoromethane ^b	ND	2.0	1.4	ug/l	
75-34-3	1,1-Dichloroethane	ND	1.0	0.57	ug/l	
107-06-2	1,2-Dichloroethane	ND	1.0	0.60	ug/l	
75-35-4	1,1-Dichloroethene	ND	1.0	0.59	ug/l	
156-59-2	cis-1,2-Dichloroethene	ND	1.0	0.51	ug/l	
156-60-5	trans-1,2-Dichloroethene	ND	1.0	0.54	ug/l	
78-87-5	1,2-Dichloropropane	ND	1.0	0.51	ug/l	
10061-01-5	cis-1,3-Dichloropropene	ND	1.0	0.47	ug/l	
10061-02-6	trans-1,3-Dichloropropene	ND	1.0	0.43	ug/l	
100-41-4	Ethylbenzene	ND	1.0	0.60	ug/l	
76-13-1	Freon 113	ND	5.0	1.9	ug/l	
591-78-6	2-Hexanone	ND	5.0	2.0	ug/l	

ND = Not detected MDL = Method Detection Limit

RL = Reporting Limit

E = Indicates value exceeds calibration range

J = Indicates an estimated value

B = Indicates analyte found in associated method blank

N = Indicates presumptive evidence of a compound

Report of Analysis

Client Sample ID: MW21A-125-022820 Lab Sample ID: JD3899-3 Matrix: AQ - Ground Water Method: SW846 8260C Project: Genesco, 150 Fulton Avenue, Garden City, NY	Date Sampled: 02/28/20 Date Received: 02/28/20 Percent Solids: n/a
--	---

VOA TCL List

CAS No.	Compound	Result	RL	MDL	Units	Q
98-82-8	Isopropylbenzene	ND	1.0	0.65	ug/l	
79-20-9	Methyl Acetate	ND	5.0	0.80	ug/l	
108-87-2	Methylcyclohexane	ND	5.0	0.60	ug/l	
1634-04-4	Methyl Tert Butyl Ether	ND	1.0	0.51	ug/l	
108-10-1	4-Methyl-2-pentanone(MIBK)	ND	5.0	1.9	ug/l	
75-09-2	Methylene chloride	ND	2.0	1.0	ug/l	
100-42-5	Styrene	ND	1.0	0.70	ug/l	
79-34-5	1,1,2,2-Tetrachloroethane	ND	1.0	0.65	ug/l	
127-18-4	Tetrachloroethene	ND	1.0	0.90	ug/l	
108-88-3	Toluene	ND	1.0	0.53	ug/l	
87-61-6	1,2,3-Trichlorobenzene	ND	1.0	0.50	ug/l	
120-82-1	1,2,4-Trichlorobenzene	ND	1.0	0.50	ug/l	
71-55-6	1,1,1-Trichloroethane	ND	1.0	0.54	ug/l	
79-00-5	1,1,2-Trichloroethane	ND	1.0	0.53	ug/l	
79-01-6	Trichloroethene	ND	1.0	0.53	ug/l	
75-69-4	Trichlorofluoromethane	ND	2.0	0.84	ug/l	
75-01-4	Vinyl chloride	ND	1.0	0.79	ug/l	
	m,p-Xylene	ND	1.0	0.78	ug/l	
95-47-6	o-Xylene	ND	1.0	0.59	ug/l	
1330-20-7	Xylene (total)	ND	1.0	0.59	ug/l	

CAS No.	Surrogate Recoveries	Run# 1	Run# 2	Limits
1868-53-7	Dibromofluoromethane	105%		80-120%
17060-07-0	1,2-Dichloroethane-D4	108%		81-124%
2037-26-5	Toluene-D8	93%		80-120%
460-00-4	4-Bromofluorobenzene	102%		80-120%

- ~~(a) Associated CCV outside of control limits low.~~
~~(b) Associated CCV outside of control limits high, sample was ND.~~

ND = Not detected MDL = Method Detection Limit J = Indicates an estimated value
 RL = Reporting Limit B = Indicates analyte found in associated method blank
 E = Indicates value exceeds calibration range N = Indicates presumptive evidence of a compound

4.3
4

SGS North America Inc.

Report of Analysis

Page 1 of 2

Client Sample ID:	MW21B-335-022820	Date Sampled:	02/28/20
Lab Sample ID:	JD3899-4	Date Received:	02/28/20
Matrix:	AQ - Ground Water	Percent Solids:	n/a
Method:	SW846 8260C		
Project:	Genesco, 150 Fulton Avenue, Garden City, NY		

Run #	File ID	DF	Analyzed	By	Prep Date	Prep Batch	Analytical Batch
Run #1	2E159863.D	1	03/03/20 13:38	ED	n/a	n/a	V2E8018
Run #2	2E159837.D	2.5	03/02/20 23:50	BK	n/a	n/a	V2E8017

Run #	Purge Volume
Run #1	5.0 ml
Run #2	5.0 ml

VOA TCL List

CAS No.	Compound	Result	RL	MDL	Units	Q
67-64-1	Acetone	ND	10	6.0	ug/l	
71-43-2	Benzene	ND	0.50	0.43	ug/l	
74-97-5	Bromochloromethane	ND	1.0	0.48	ug/l	
75-27-4	Bromodichloromethane	ND	1.0	0.58	ug/l	
75-25-2	Bromoform	ND	1.0	0.63	ug/l	
74-83-9	Bromomethane	ND	2.0	1.6	ug/l	
78-93-3	2-Butanone (MEK)	ND	10	6.9	ug/l	
75-15-0	Carbon disulfide	ND	2.0	0.95	ug/l	
56-23-5	Carbon tetrachloride	ND	1.0	0.55	ug/l	
108-90-7	Chlorobenzene	ND	1.0	0.56	ug/l	
75-00-3	Chloroethane	ND	1.0	0.73	ug/l	
67-66-3	Chloroform	ND	1.0	0.50	ug/l	
74-87-3	Chloromethane	ND	1.0	0.76	ug/l	
110-82-7	Cyclohexane	ND	5.0	0.78	ug/l	
96-12-8	1,2-Dibromo-3-chloropropane	ND	2.0	1.2	ug/l	
124-48-1	Dibromochloromethane	ND	1.0	0.56	ug/l	
106-93-4	1,2-Dibromoethane	ND	1.0	0.48	ug/l	
95-50-1	1,2-Dichlorobenzene	ND	1.0	0.53	ug/l	
541-73-1	1,3-Dichlorobenzene	ND	1.0	0.54	ug/l	
106-46-7	1,4-Dichlorobenzene	ND	1.0	0.51	ug/l	
75-71-8	Dichlorodifluoromethane ^a	ND	2.0	1.4	ug/l	
75-34-3	1,1-Dichloroethane	ND	1.0	0.57	ug/l	
107-06-2	1,2-Dichloroethane	ND	1.0	0.60	ug/l	
75-35-4	1,1-Dichloroethene	1.5	1.0	0.59	ug/l	
156-59-2	cis-1,2-Dichloroethene	6.9	1.0	0.51	ug/l	
156-60-5	trans-1,2-Dichloroethene	ND	1.0	0.54	ug/l	
78-87-5	1,2-Dichloropropane	ND	1.0	0.51	ug/l	
10061-01-5	cis-1,3-Dichloropropene	ND	1.0	0.47	ug/l	
10061-02-6	trans-1,3-Dichloropropene	ND	1.0	0.43	ug/l	
100-41-4	Ethylbenzene	ND	1.0	0.60	ug/l	
76-13-1	Freon 113 ^a	ND	5.0	1.9	ug/l	
591-78-6	2-Hexanone	ND	5.0	2.0	ug/l	

ND = Not detected MDL = Method Detection Limit

RL = Reporting Limit

E = Indicates value exceeds calibration range

J = Indicates an estimated value

B = Indicates analyte found in associated method blank

N = Indicates presumptive evidence of a compound

Report of Analysis

Client Sample ID: MW21B-335-022820 Lab Sample ID: JD3899-4 Matrix: AQ - Ground Water Method: SW846 8260C Project: Genesco, 150 Fulton Avenue, Garden City, NY	Date Sampled: 02/28/20 Date Received: 02/28/20 Percent Solids: n/a
--	---

4.4
4

VOA TCL List

CAS No.	Compound	Result	RL	MDL	Units	Q
98-82-8	Isopropylbenzene	ND	1.0	0.65	ug/l	
79-20-9	Methyl Acetate	ND	5.0	0.80	ug/l	
108-87-2	Methylcyclohexane	ND	5.0	0.60	ug/l	
1634-04-4	Methyl Tert Butyl Ether	0.77	1.0	0.51	ug/l	J
108-10-1	4-Methyl-2-pentanone(MIBK)	ND	5.0	1.9	ug/l	
75-09-2	Methylene chloride	ND	2.0	1.0	ug/l	
100-42-5	Styrene	ND	1.0	0.70	ug/l	
79-34-5	1,1,2,2-Tetrachloroethane	ND	1.0	0.65	ug/l	
127-18-4	Tetrachloroethene	249 ^b	2.5	2.2	ug/l	
108-88-3	Toluene	ND	1.0	0.53	ug/l	
87-61-6	1,2,3-Trichlorobenzene	ND	1.0	0.50	ug/l	
120-82-1	1,2,4-Trichlorobenzene	ND	1.0	0.50	ug/l	
71-55-6	1,1,1-Trichloroethane	ND	1.0	0.54	ug/l	
79-00-5	1,1,2-Trichloroethane	ND	1.0	0.53	ug/l	
79-01-6	Trichloroethene	109	1.0	0.53	ug/l	
75-69-4	Trichlorofluoromethane ^a	ND	2.0	0.84	ug/l	
75-01-4	Vinyl chloride	ND	1.0	0.79	ug/l	
	m,p-Xylene	ND	1.0	0.78	ug/l	
95-47-6	o-Xylene	ND	1.0	0.59	ug/l	
1330-20-7	Xylene (total)	ND	1.0	0.59	ug/l	

CAS No.	Surrogate Recoveries	Run# 1	Run# 2	Limits
1868-53-7	Dibromofluoromethane	109%	107%	80-120%
17060-07-0	1,2-Dichloroethane-D4	111%	108%	81-124%
2037-26-5	Toluene-D8	93%	94%	80-120%
460-00-4	4-Bromofluorobenzene	100%	102%	80-120%

~~(a) Associated CCV outside of control limits high, sample was ND.~~

~~(b) Result is from Run# 2~~

ND = Not detected	MDL = Method Detection Limit	J = Indicates an estimated value
RL = Reporting Limit		B = Indicates analyte found in associated method blank
E = Indicates value exceeds calibration range		N = Indicates presumptive evidence of a compound

SGS North America Inc.

Report of Analysis

Page 1 of 2

Client Sample ID:	DUP-022820	Date Sampled:	02/28/20
Lab Sample ID:	JD3899-5	Date Received:	02/28/20
Matrix:	AQ - Ground Water	Percent Solids:	n/a
Method:	SW846 8260C		
Project:	Genesco, 150 Fulton Avenue, Garden City, NY		

Run #	File ID	DF	Analyzed	By	Prep Date	Prep Batch	Analytical Batch
Run #1	2E159838.D	1	03/03/20 00:20	BK	n/a	n/a	V2E8017
Run #2							

Run #	Purge Volume
Run #1	5.0 ml
Run #2	

VOA TCL List

CAS No.	Compound	Result	RL	MDL	Units	Q
67-64-1	Acetone	ND	10	6.0	ug/l	
71-43-2	Benzene	ND	0.50	0.43	ug/l	
74-97-5	Bromochloromethane	ND	1.0	0.48	ug/l	
75-27-4	Bromodichloromethane	ND	1.0	0.58	ug/l	
75-25-2	Bromoform	ND	1.0	0.63	ug/l	
74-83-9	Bromomethane	ND	2.0	1.6	ug/l	
78-93-3	2-Butanone (MEK)	ND	10	6.9	ug/l	
75-15-0	Carbon disulfide	ND	2.0	0.95	ug/l	
56-23-5	Carbon tetrachloride	ND	1.0	0.55	ug/l	
108-90-7	Chlorobenzene	ND	1.0	0.56	ug/l	
75-00-3	Chloroethane	ND	1.0	0.73	ug/l	
67-66-3	Chloroform	ND	1.0	0.50	ug/l	
74-87-3	Chloromethane ^a	ND	1.0	0.76	ug/l	
110-82-7	Cyclohexane	ND	5.0	0.78	ug/l	
96-12-8	1,2-Dibromo-3-chloropropane	ND	2.0	1.2	ug/l	
124-48-1	Dibromochloromethane	ND	1.0	0.56	ug/l	
106-93-4	1,2-Dibromoethane	ND	1.0	0.48	ug/l	
95-50-1	1,2-Dichlorobenzene	ND	1.0	0.53	ug/l	
541-73-1	1,3-Dichlorobenzene	ND	1.0	0.54	ug/l	
106-46-7	1,4-Dichlorobenzene	ND	1.0	0.51	ug/l	
75-71-8	Dichlorodifluoromethane ^b	ND	2.0	1.4	ug/l	
75-34-3	1,1-Dichloroethane	ND	1.0	0.57	ug/l	
107-06-2	1,2-Dichloroethane	ND	1.0	0.60	ug/l	
75-35-4	1,1-Dichloroethene	ND	1.0	0.59	ug/l	
156-59-2	cis-1,2-Dichloroethene	ND	1.0	0.51	ug/l	
156-60-5	trans-1,2-Dichloroethene	ND	1.0	0.54	ug/l	
78-87-5	1,2-Dichloropropane	ND	1.0	0.51	ug/l	
10061-01-5	cis-1,3-Dichloropropene	ND	1.0	0.47	ug/l	
10061-02-6	trans-1,3-Dichloropropene	ND	1.0	0.43	ug/l	
100-41-4	Ethylbenzene	ND	1.0	0.60	ug/l	
76-13-1	Freon 113	ND	5.0	1.9	ug/l	
591-78-6	2-Hexanone	ND	5.0	2.0	ug/l	

ND = Not detected MDL = Method Detection Limit

RL = Reporting Limit

E = Indicates value exceeds calibration range

J = Indicates an estimated value

B = Indicates analyte found in associated method blank

N = Indicates presumptive evidence of a compound

Report of Analysis

Client Sample ID: DUP-022820 Lab Sample ID: JD3899-5 Matrix: AQ - Ground Water Method: SW846 8260C Project: Genesco, 150 Fulton Avenue, Garden City, NY	Date Sampled: 02/28/20 Date Received: 02/28/20 Percent Solids: n/a
--	---

4.5
4

VOA TCL List

CAS No.	Compound	Result	RL	MDL	Units	Q
98-82-8	Isopropylbenzene	ND	1.0	0.65	ug/l	
79-20-9	Methyl Acetate	ND	5.0	0.80	ug/l	
108-87-2	Methylcyclohexane	ND	5.0	0.60	ug/l	
1634-04-4	Methyl Tert Butyl Ether	ND	1.0	0.51	ug/l	
108-10-1	4-Methyl-2-pentanone(MIBK)	ND	5.0	1.9	ug/l	
75-09-2	Methylene chloride	ND	2.0	1.0	ug/l	
100-42-5	Styrene	ND	1.0	0.70	ug/l	
79-34-5	1,1,2,2-Tetrachloroethane	ND	1.0	0.65	ug/l	
127-18-4	Tetrachloroethene	15.0	1.0	0.90	ug/l	
108-88-3	Toluene	ND	1.0	0.53	ug/l	
87-61-6	1,2,3-Trichlorobenzene	ND	1.0	0.50	ug/l	
120-82-1	1,2,4-Trichlorobenzene	ND	1.0	0.50	ug/l	
71-55-6	1,1,1-Trichloroethane	ND	1.0	0.54	ug/l	
79-00-5	1,1,2-Trichloroethane	ND	1.0	0.53	ug/l	
79-01-6	Trichloroethene	1.6	1.0	0.53	ug/l	
75-69-4	Trichlorofluoromethane	ND	2.0	0.84	ug/l	
75-01-4	Vinyl chloride	ND	1.0	0.79	ug/l	
	m,p-Xylene	ND	1.0	0.78	ug/l	
95-47-6	o-Xylene	ND	1.0	0.59	ug/l	
1330-20-7	Xylene (total)	ND	1.0	0.59	ug/l	

CAS No.	Surrogate Recoveries	Run# 1	Run# 2	Limits
1868-53-7	Dibromofluoromethane	105%		80-120%
17060-07-0	1,2-Dichloroethane-D4	108%		81-124%
2037-26-5	Toluene-D8	92%		80-120%
460-00-4	4-Bromofluorobenzene	97%		80-120%

- ~~(a) Associated CCV outside of control limits low.~~
~~(b) Associated CCV outside of control limits high, sample was ND.~~

ND = Not detected	MDL = Method Detection Limit	J = Indicates an estimated value
RL = Reporting Limit		B = Indicates analyte found in associated method blank
E = Indicates value exceeds calibration range		N = Indicates presumptive evidence of a compound

SGS North America Inc.

Report of Analysis

Page 1 of 2

Client Sample ID:	MW21C-395-022820	Date Sampled:	02/28/20
Lab Sample ID:	JD3899-6	Date Received:	02/28/20
Matrix:	AQ - Ground Water	Percent Solids:	n/a
Method:	SW846 8260C		
Project:	Genesco, 150 Fulton Avenue, Garden City, NY		

Run #	File ID	DF	Analyzed	By	Prep Date	Prep Batch	Analytical Batch
Run #1	2E159839.D	1	03/03/20 00:51	BK	n/a	n/a	V2E8017
Run #2							

Run #	Purge Volume
Run #1	5.0 ml
Run #2	

VOA TCL List

CAS No.	Compound	Result	RL	MDL	Units	Q
67-64-1	Acetone	ND	10	6.0	ug/l	
71-43-2	Benzene	ND	0.50	0.43	ug/l	
74-97-5	Bromochloromethane	ND	1.0	0.48	ug/l	
75-27-4	Bromodichloromethane	ND	1.0	0.58	ug/l	
75-25-2	Bromoform	ND	1.0	0.63	ug/l	
74-83-9	Bromomethane	ND	2.0	1.6	ug/l	
78-93-3	2-Butanone (MEK)	ND	10	6.9	ug/l	
75-15-0	Carbon disulfide	ND	2.0	0.95	ug/l	
56-23-5	Carbon tetrachloride	ND	1.0	0.55	ug/l	
108-90-7	Chlorobenzene	ND	1.0	0.56	ug/l	
75-00-3	Chloroethane	ND	1.0	0.73	ug/l	
67-66-3	Chloroform	ND	1.0	0.50	ug/l	
74-87-3	Chloromethane ^a	ND	1.0	0.76	ug/l	
110-82-7	Cyclohexane	ND	5.0	0.78	ug/l	
96-12-8	1,2-Dibromo-3-chloropropane	ND	2.0	1.2	ug/l	
124-48-1	Dibromochloromethane	ND	1.0	0.56	ug/l	
106-93-4	1,2-Dibromoethane	ND	1.0	0.48	ug/l	
95-50-1	1,2-Dichlorobenzene	ND	1.0	0.53	ug/l	
541-73-1	1,3-Dichlorobenzene	ND	1.0	0.54	ug/l	
106-46-7	1,4-Dichlorobenzene	ND	1.0	0.51	ug/l	
75-71-8	Dichlorodifluoromethane ^b	ND	2.0	1.4	ug/l	
75-34-3	1,1-Dichloroethane	ND	1.0	0.57	ug/l	
107-06-2	1,2-Dichloroethane	ND	1.0	0.60	ug/l	
75-35-4	1,1-Dichloroethene	0.59	1.0	0.59	ug/l	J
156-59-2	cis-1,2-Dichloroethene	31.8	1.0	0.51	ug/l	
156-60-5	trans-1,2-Dichloroethene	ND	1.0	0.54	ug/l	
78-87-5	1,2-Dichloropropane	ND	1.0	0.51	ug/l	
10061-01-5	cis-1,3-Dichloropropene	ND	1.0	0.47	ug/l	
10061-02-6	trans-1,3-Dichloropropene	ND	1.0	0.43	ug/l	
100-41-4	Ethylbenzene	ND	1.0	0.60	ug/l	
76-13-1	Freon 113	ND	5.0	1.9	ug/l	
591-78-6	2-Hexanone	ND	5.0	2.0	ug/l	

ND = Not detected MDL = Method Detection Limit

RL = Reporting Limit

E = Indicates value exceeds calibration range

J = Indicates an estimated value

B = Indicates analyte found in associated method blank

N = Indicates presumptive evidence of a compound

Report of Analysis

Client Sample ID: MW21C-395-022820 Lab Sample ID: JD3899-6 Matrix: AQ - Ground Water Method: SW846 8260C Project: Genesco, 150 Fulton Avenue, Garden City, NY	Date Sampled: 02/28/20 Date Received: 02/28/20 Percent Solids: n/a
--	---

4.6
4

VOA TCL List

CAS No.	Compound	Result	RL	MDL	Units	Q
98-82-8	Isopropylbenzene	ND	1.0	0.65	ug/l	
79-20-9	Methyl Acetate	ND	5.0	0.80	ug/l	
108-87-2	Methylcyclohexane	ND	5.0	0.60	ug/l	
1634-04-4	Methyl Tert Butyl Ether	ND	1.0	0.51	ug/l	
108-10-1	4-Methyl-2-pentanone(MIBK)	ND	5.0	1.9	ug/l	
75-09-2	Methylene chloride	ND	2.0	1.0	ug/l	
100-42-5	Styrene	ND	1.0	0.70	ug/l	
79-34-5	1,1,2,2-Tetrachloroethane	ND	1.0	0.65	ug/l	
127-18-4	Tetrachloroethene	20.4	1.0	0.90	ug/l	
108-88-3	Toluene	ND	1.0	0.53	ug/l	
87-61-6	1,2,3-Trichlorobenzene	ND	1.0	0.50	ug/l	
120-82-1	1,2,4-Trichlorobenzene	ND	1.0	0.50	ug/l	
71-55-6	1,1,1-Trichloroethane	ND	1.0	0.54	ug/l	
79-00-5	1,1,2-Trichloroethane	ND	1.0	0.53	ug/l	
79-01-6	Trichloroethene	6.5	1.0	0.53	ug/l	
75-69-4	Trichlorofluoromethane	ND	2.0	0.84	ug/l	
75-01-4	Vinyl chloride	ND	1.0	0.79	ug/l	
	m,p-Xylene	ND	1.0	0.78	ug/l	
95-47-6	o-Xylene	ND	1.0	0.59	ug/l	
1330-20-7	Xylene (total)	ND	1.0	0.59	ug/l	

CAS No.	Surrogate Recoveries	Run# 1	Run# 2	Limits
1868-53-7	Dibromofluoromethane	105%		80-120%
17060-07-0	1,2-Dichloroethane-D4	108%		81-124%
2037-26-5	Toluene-D8	94%		80-120%
460-00-4	4-Bromofluorobenzene	101%		80-120%

- ~~(a) Associated CCV outside of control limits low.~~
~~(b) Associated CCV outside of control limits high, sample was ND.~~

ND = Not detected	MDL = Method Detection Limit	J = Indicates an estimated value
RL = Reporting Limit		B = Indicates analyte found in associated method blank
E = Indicates value exceeds calibration range		N = Indicates presumptive evidence of a compound

SGS North America Inc.

Report of Analysis

Page 1 of 2

Client Sample ID:	MW21D-452-022820	Date Sampled:	02/28/20
Lab Sample ID:	JD3899-7	Date Received:	02/28/20
Matrix:	AQ - Ground Water	Percent Solids:	n/a
Method:	SW846 8260C		
Project:	Genesco, 150 Fulton Avenue, Garden City, NY		

Run #	File ID	DF	Analyzed	By	Prep Date	Prep Batch	Analytical Batch
Run #1	2E159840.D	1	03/03/20 01:22	BK	n/a	n/a	V2E8017
Run #2							

Run #	Purge Volume
Run #1	5.0 ml
Run #2	

VOA TCL List

CAS No.	Compound	Result	RL	MDL	Units	Q
67-64-1	Acetone	ND	10	6.0	ug/l	
71-43-2	Benzene	0.43	0.50	0.43	ug/l	J
74-97-5	Bromochloromethane	ND	1.0	0.48	ug/l	
75-27-4	Bromodichloromethane	ND	1.0	0.58	ug/l	
75-25-2	Bromoform	ND	1.0	0.63	ug/l	
74-83-9	Bromomethane	ND	2.0	1.6	ug/l	
78-93-3	2-Butanone (MEK)	ND	10	6.9	ug/l	
75-15-0	Carbon disulfide	ND	2.0	0.95	ug/l	
56-23-5	Carbon tetrachloride	ND	1.0	0.55	ug/l	
108-90-7	Chlorobenzene	ND	1.0	0.56	ug/l	
75-00-3	Chloroethane	ND	1.0	0.73	ug/l	
67-66-3	Chloroform	ND	1.0	0.50	ug/l	
74-87-3	Chloromethane ^a	ND	1.0	0.76	ug/l	
110-82-7	Cyclohexane	ND	5.0	0.78	ug/l	
96-12-8	1,2-Dibromo-3-chloropropane	ND	2.0	1.2	ug/l	
124-48-1	Dibromochloromethane	ND	1.0	0.56	ug/l	
106-93-4	1,2-Dibromoethane	ND	1.0	0.48	ug/l	
95-50-1	1,2-Dichlorobenzene	ND	1.0	0.53	ug/l	
541-73-1	1,3-Dichlorobenzene	ND	1.0	0.54	ug/l	
106-46-7	1,4-Dichlorobenzene	ND	1.0	0.51	ug/l	
75-71-8	Dichlorodifluoromethane ^b	ND	2.0	1.4	ug/l	
75-34-3	1,1-Dichloroethane	ND	1.0	0.57	ug/l	
107-06-2	1,2-Dichloroethane	ND	1.0	0.60	ug/l	
75-35-4	1,1-Dichloroethene	ND	1.0	0.59	ug/l	
156-59-2	cis-1,2-Dichloroethene	ND	1.0	0.51	ug/l	
156-60-5	trans-1,2-Dichloroethene	ND	1.0	0.54	ug/l	
78-87-5	1,2-Dichloropropane	ND	1.0	0.51	ug/l	
10061-01-5	cis-1,3-Dichloropropene	ND	1.0	0.47	ug/l	
10061-02-6	trans-1,3-Dichloropropene	ND	1.0	0.43	ug/l	
100-41-4	Ethylbenzene	ND	1.0	0.60	ug/l	
76-13-1	Freon 113	ND	5.0	1.9	ug/l	
591-78-6	2-Hexanone	ND	5.0	2.0	ug/l	

ND = Not detected MDL = Method Detection Limit

RL = Reporting Limit

E = Indicates value exceeds calibration range

J = Indicates an estimated value

B = Indicates analyte found in associated method blank

N = Indicates presumptive evidence of a compound

Report of Analysis

Client Sample ID: MW21D-452-022820 Lab Sample ID: JD3899-7 Matrix: AQ - Ground Water Method: SW846 8260C Project: Genesco, 150 Fulton Avenue, Garden City, NY	Date Sampled: 02/28/20 Date Received: 02/28/20 Percent Solids: n/a
--	---

4.7
4

VOA TCL List

CAS No.	Compound	Result	RL	MDL	Units	Q
98-82-8	Isopropylbenzene	ND	1.0	0.65	ug/l	
79-20-9	Methyl Acetate	ND	5.0	0.80	ug/l	
108-87-2	Methylcyclohexane	ND	5.0	0.60	ug/l	
1634-04-4	Methyl Tert Butyl Ether	ND	1.0	0.51	ug/l	
108-10-1	4-Methyl-2-pentanone(MIBK)	ND	5.0	1.9	ug/l	
75-09-2	Methylene chloride	ND	2.0	1.0	ug/l	
100-42-5	Styrene	ND	1.0	0.70	ug/l	
79-34-5	1,1,2,2-Tetrachloroethane	ND	1.0	0.65	ug/l	
127-18-4	Tetrachloroethene	13.5	1.0	0.90	ug/l	
108-88-3	Toluene	ND	1.0	0.53	ug/l	
87-61-6	1,2,3-Trichlorobenzene	ND	1.0	0.50	ug/l	
120-82-1	1,2,4-Trichlorobenzene	ND	1.0	0.50	ug/l	
71-55-6	1,1,1-Trichloroethane	ND	1.0	0.54	ug/l	
79-00-5	1,1,2-Trichloroethane	ND	1.0	0.53	ug/l	
79-01-6	Trichloroethene	1.4	1.0	0.53	ug/l	
75-69-4	Trichlorofluoromethane	ND	2.0	0.84	ug/l	
75-01-4	Vinyl chloride	ND	1.0	0.79	ug/l	
	m,p-Xylene	ND	1.0	0.78	ug/l	
95-47-6	o-Xylene	ND	1.0	0.59	ug/l	
1330-20-7	Xylene (total)	ND	1.0	0.59	ug/l	

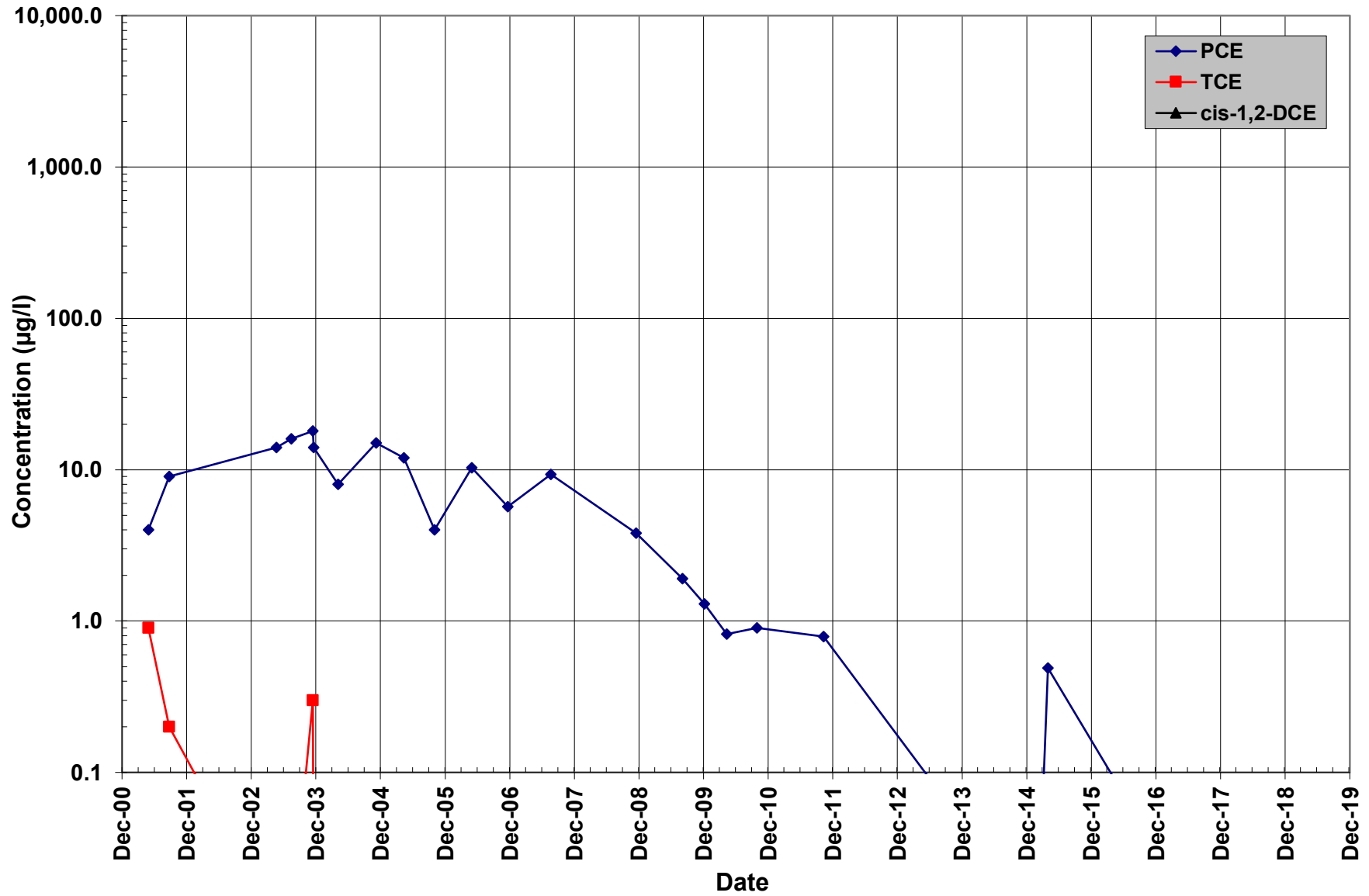
CAS No.	Surrogate Recoveries	Run# 1	Run# 2	Limits
1868-53-7	Dibromofluoromethane	108%		80-120%
17060-07-0	1,2-Dichloroethane-D4	111%		81-124%
2037-26-5	Toluene-D8	93%		80-120%
460-00-4	4-Bromofluorobenzene	101%		80-120%

- ~~(a) Associated CCV outside of control limits low.~~
~~(b) Associated CCV outside of control limits high, sample was ND.~~

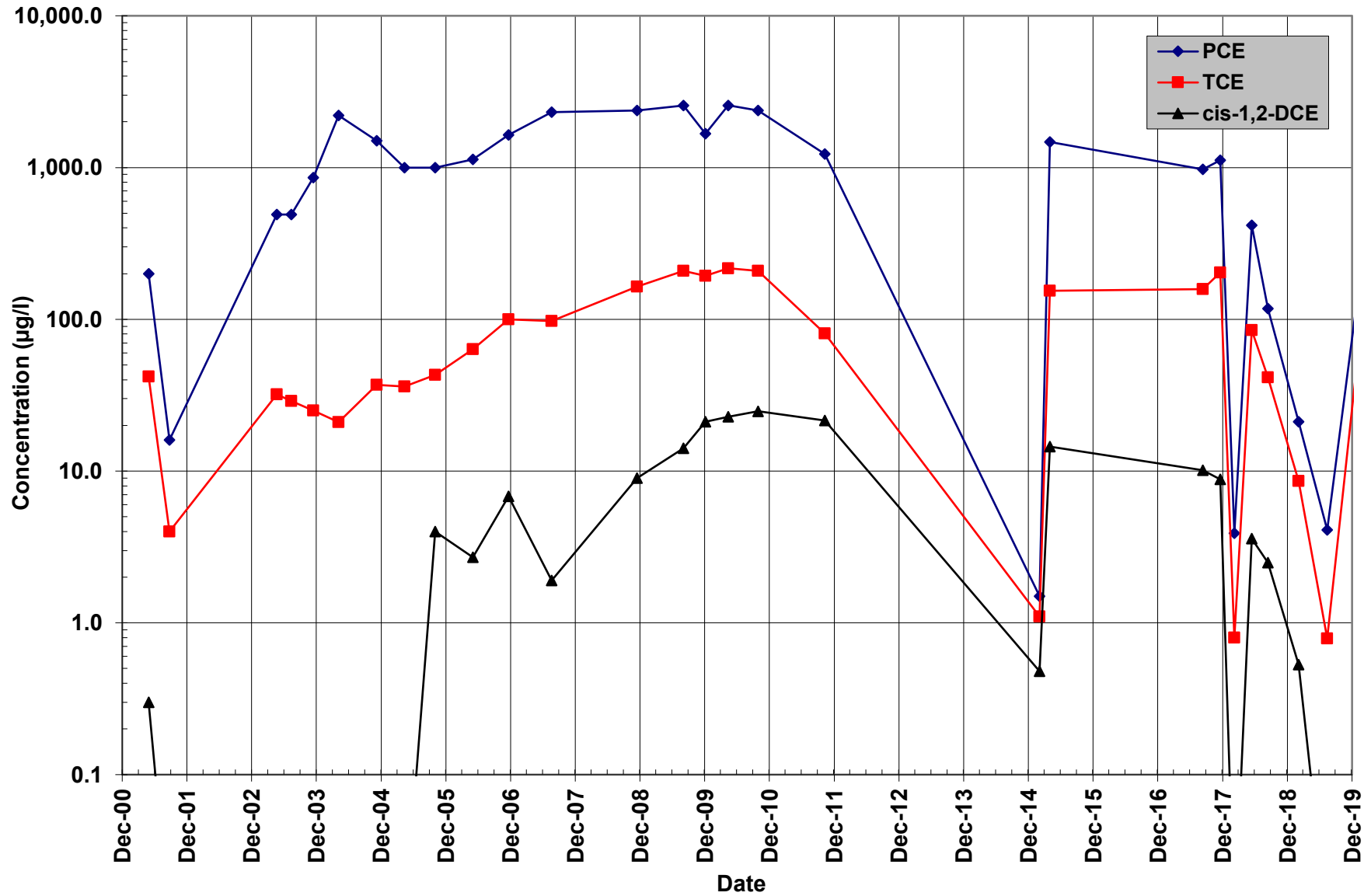
ND = Not detected MDL = Method Detection Limit J = Indicates an estimated value
 RL = Reporting Limit B = Indicates analyte found in associated method blank
 E = Indicates value exceeds calibration range N = Indicates presumptive evidence of a compound

Well MW21A

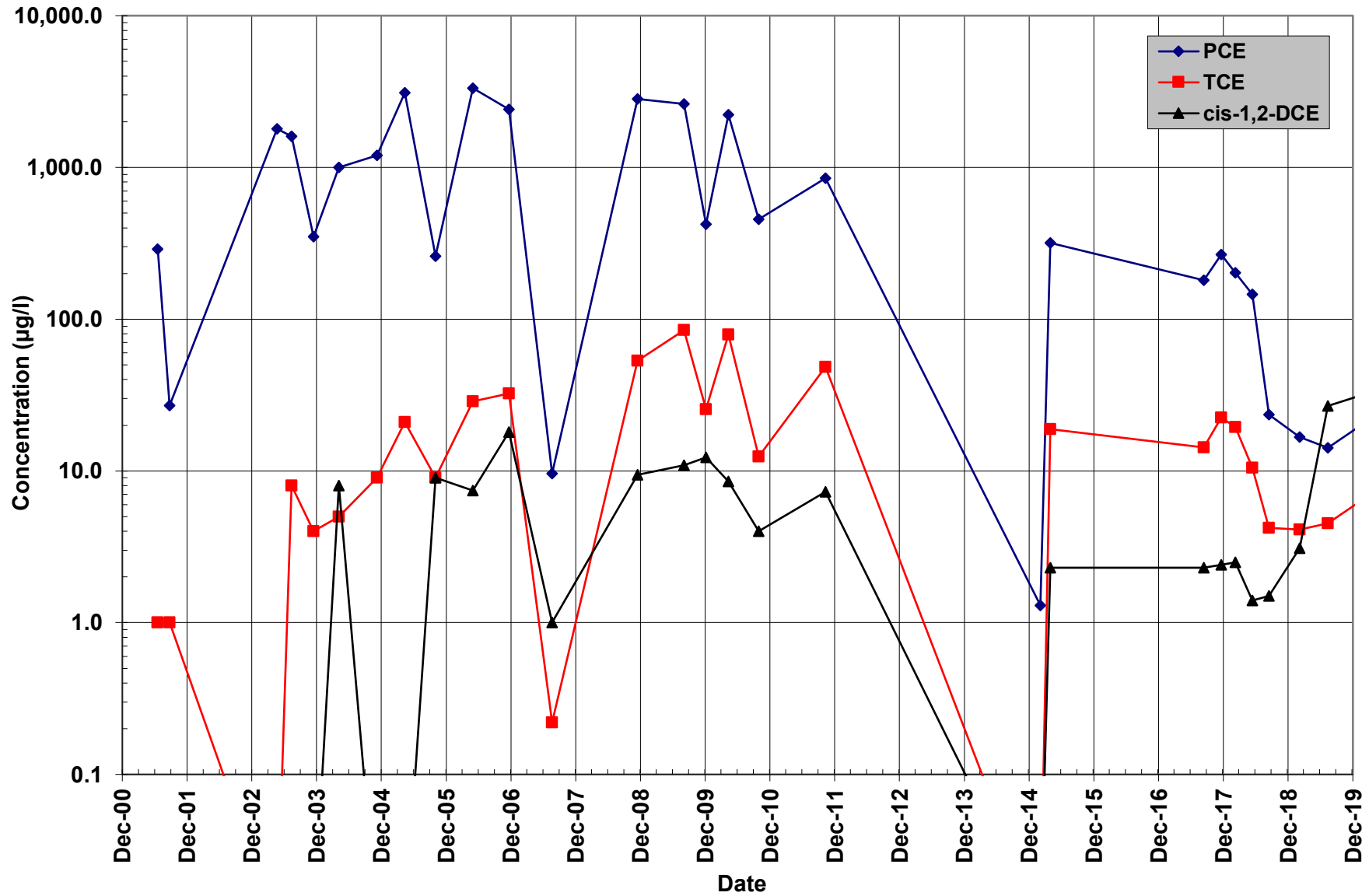
Summary of Historic Groundwater Sampling Results PCE, TCE and cis-1,2-DCE Concentrations Vs. Time Screen Zone Interval: 120 to 130 Feet Below Ground Surface



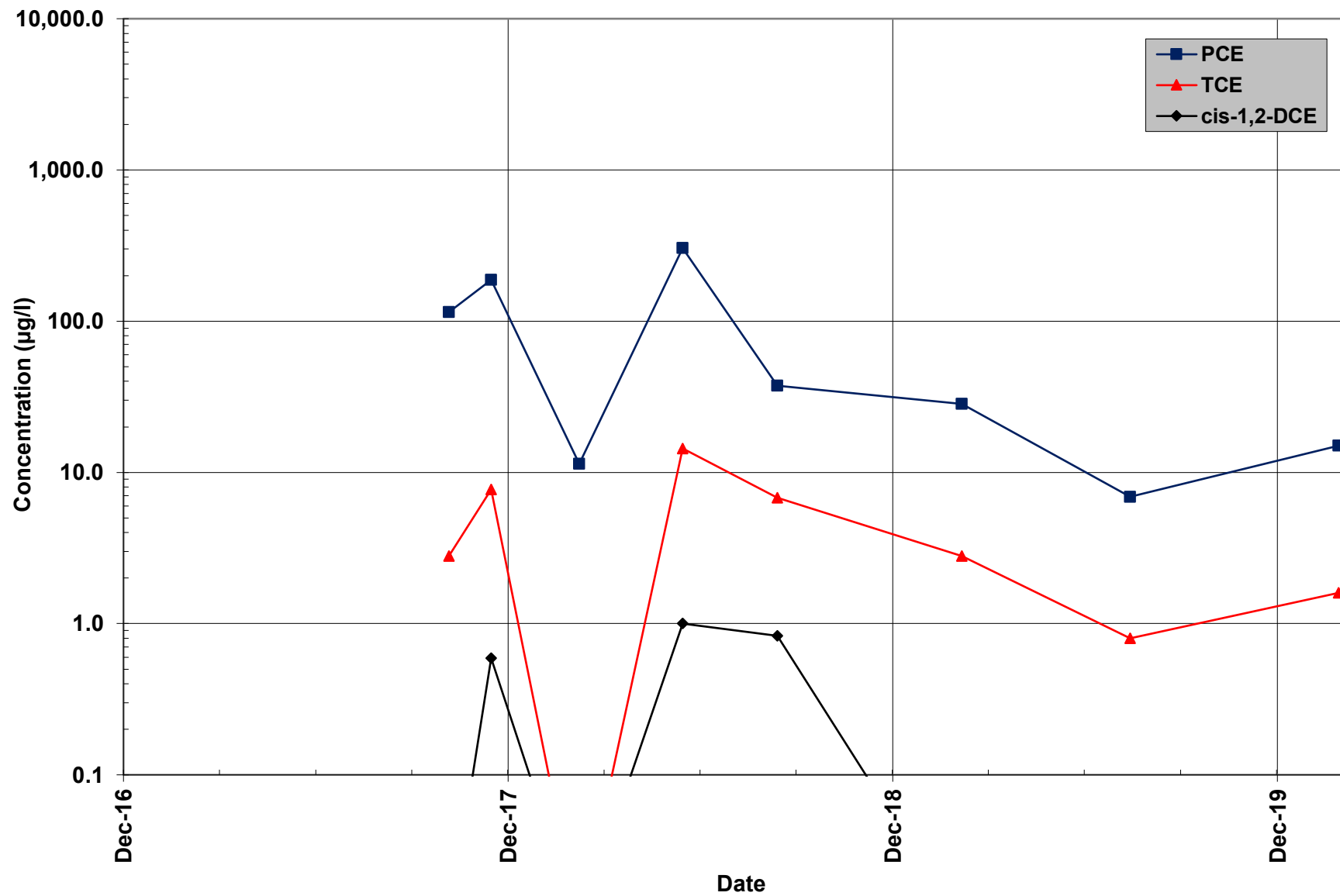
Well MW21B
Summary of Historic Groundwater Sampling Results
PCE, TCE and cis-1,2-DCE Concentrations Vs. Time
Screen Zone Interval: 330 to 340 Feet Below Ground Surface



Well MW21C
Summary of Historic Groundwater Sampling Results
PCE, TCE and cis-1,2-DCE Concentrations Vs. Time
Screen Zone Interval: 390 to 400 Feet Below Ground Surface

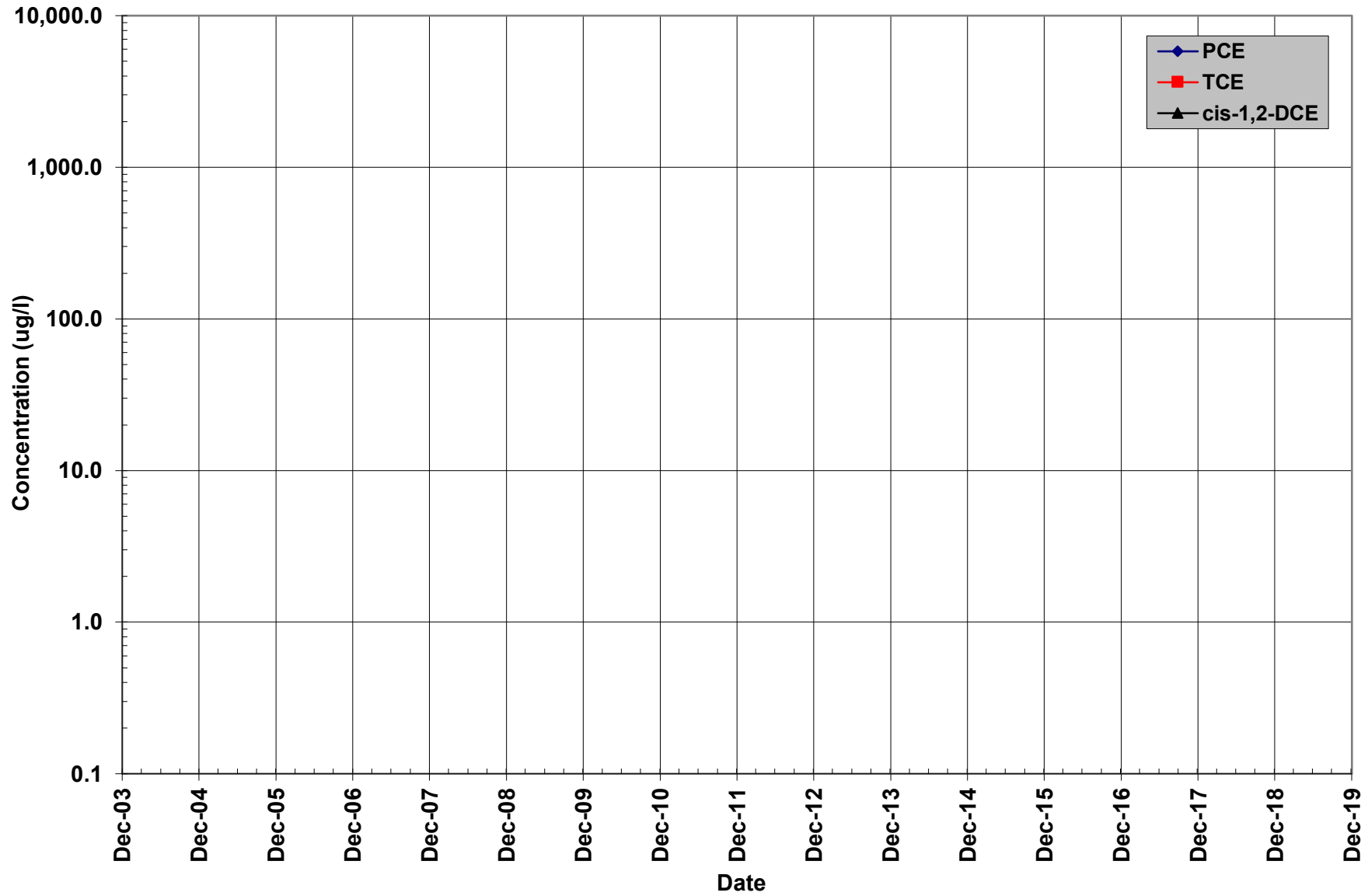


Well MW21D
Summary of Historic Groundwater Sampling Results
PCE, TCE and cis-1,2-DCE Concentrations Vs. Time
Screen Zone Interval: 447 to 457 Feet Below Ground Surface



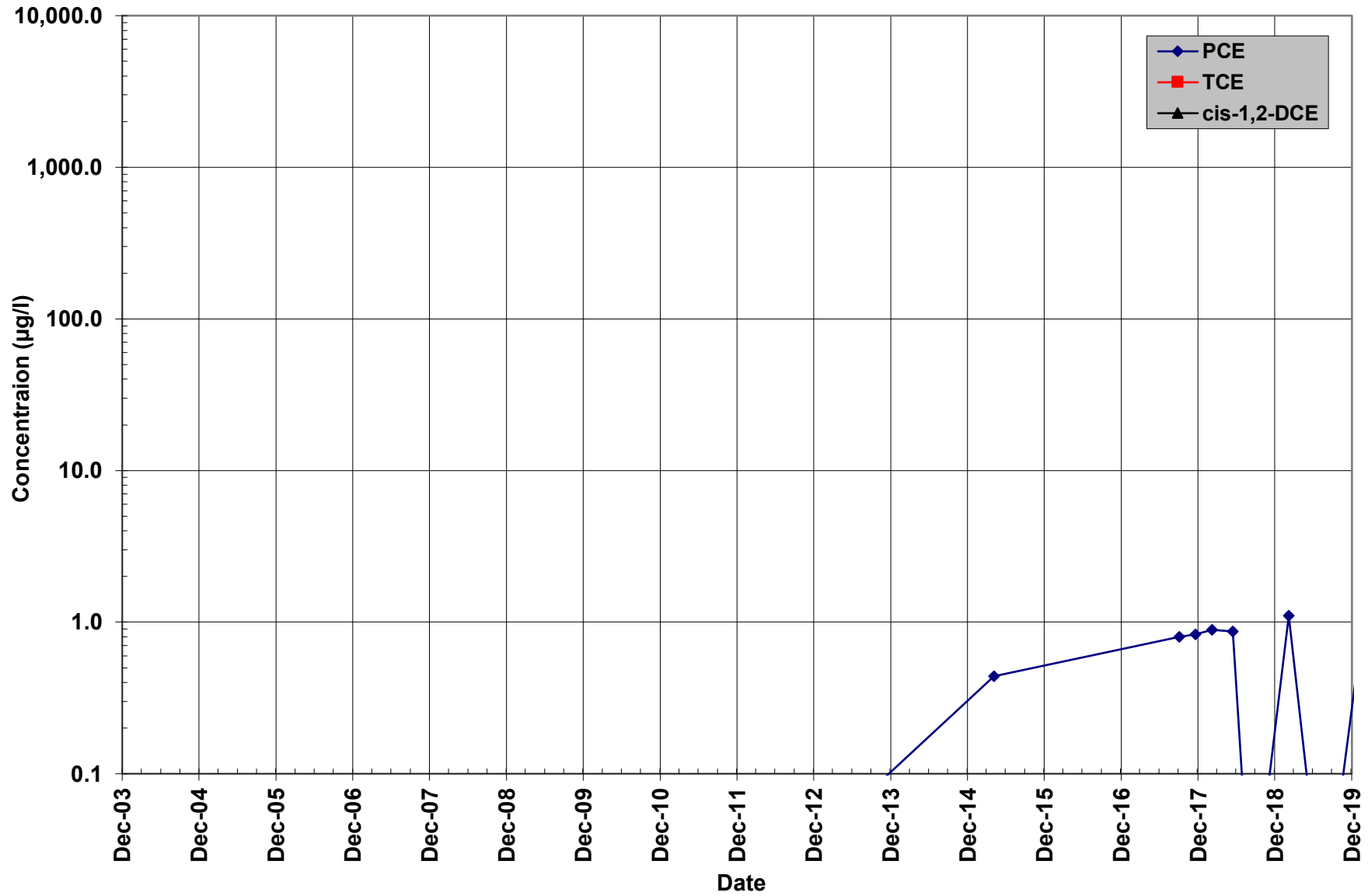
Well MW26A

Summary of Historic Groundwater Sampling Results PCE, TCE and cis-1,2-DCE Concentrations Vs. Time Screen Zone Interval: 224 to 234 Feet Below Ground Surface



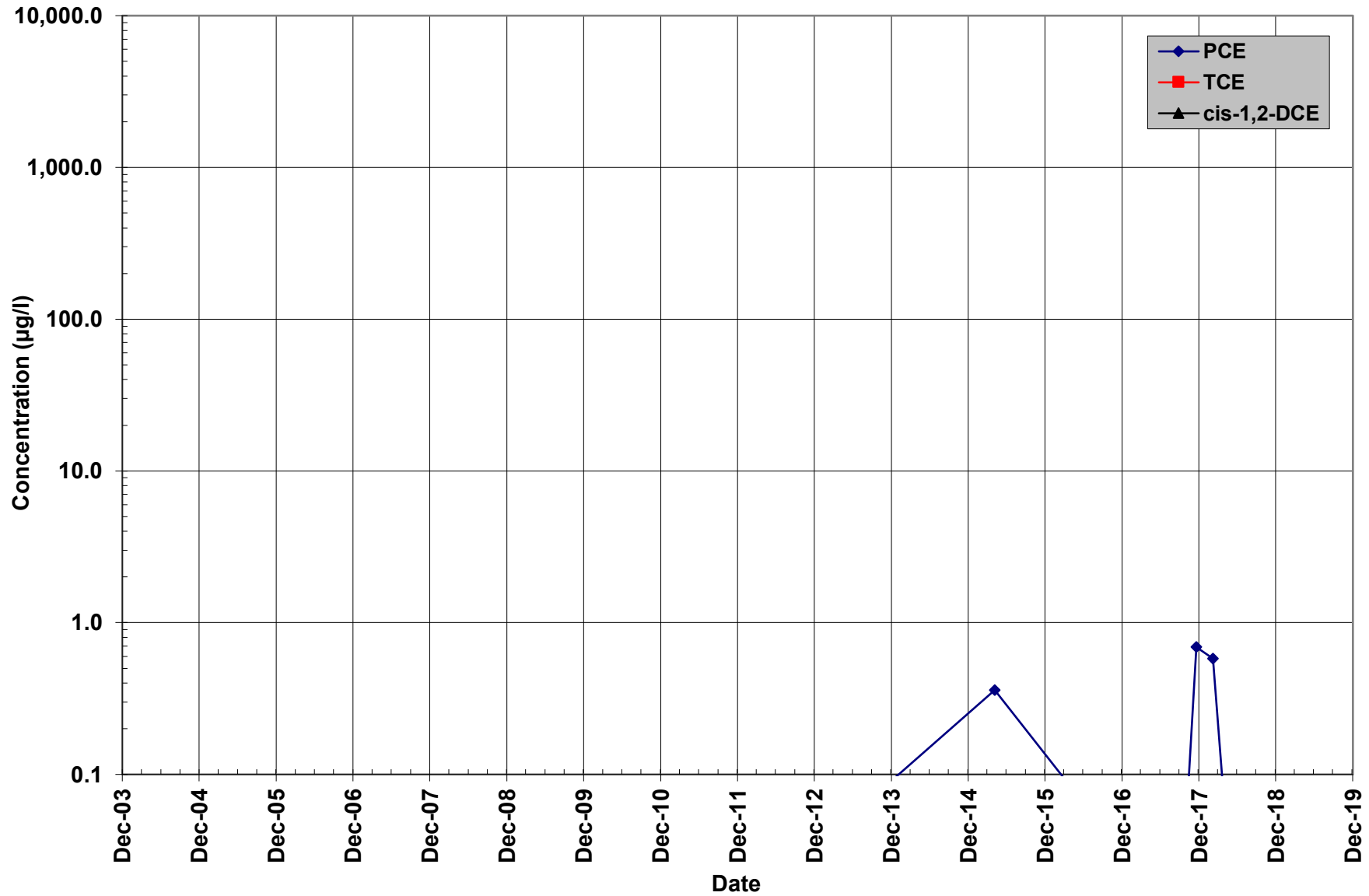
Well MW26B

Summary of Historic Groundwater Sampling Results PCE, TCE and cis-1,2-DCE Concentrations Vs. Time Screen Zone Interval: 266 to 276 Feet Below Ground Surface



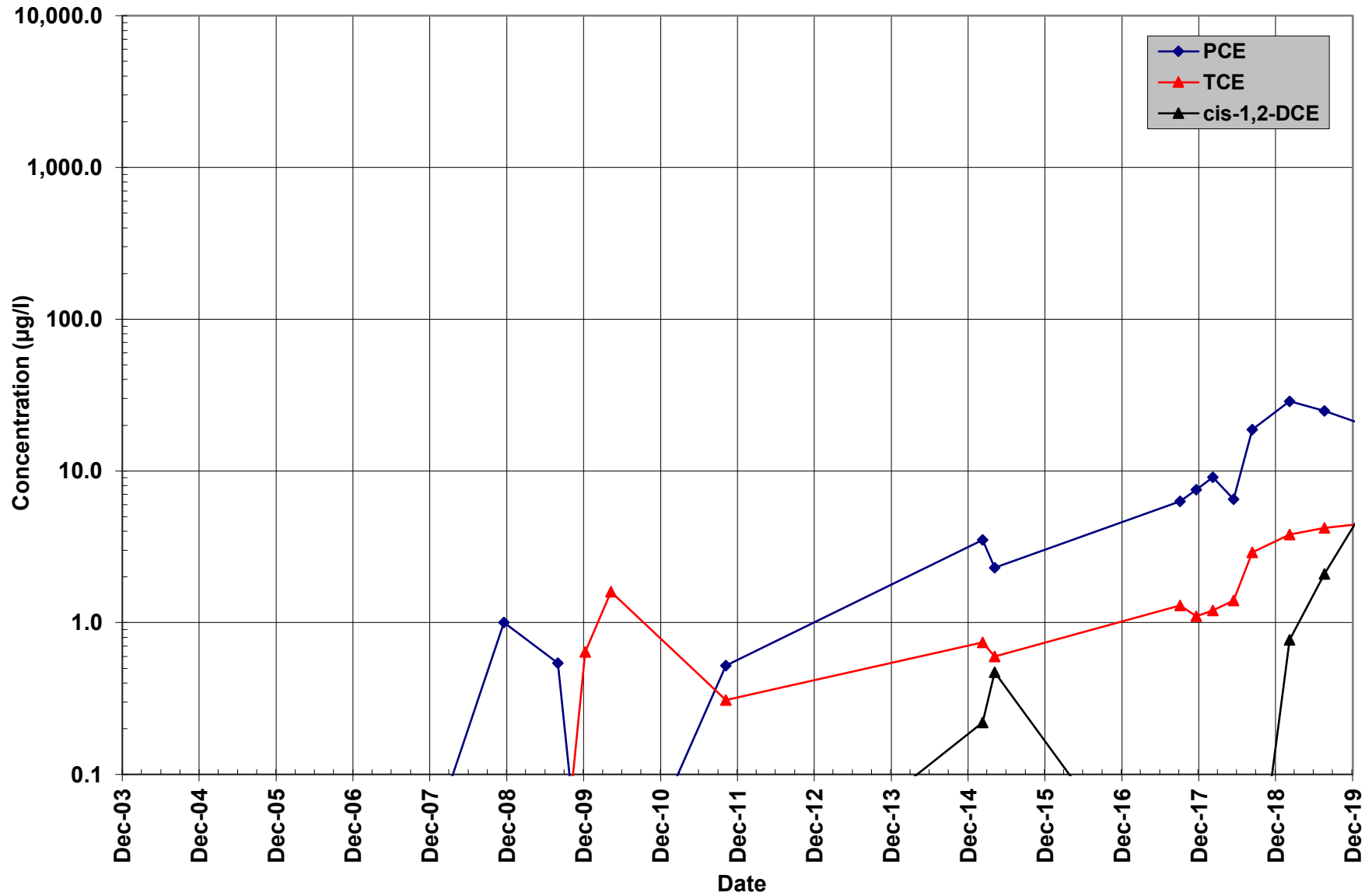
Well MW26C

Summary of Historic Groundwater Sampling Results PCE, TCE and cis-1,2-DCE Concentrations Vs. Time Screen Zone Interval: 320 to 330 Feet Below Ground Surface



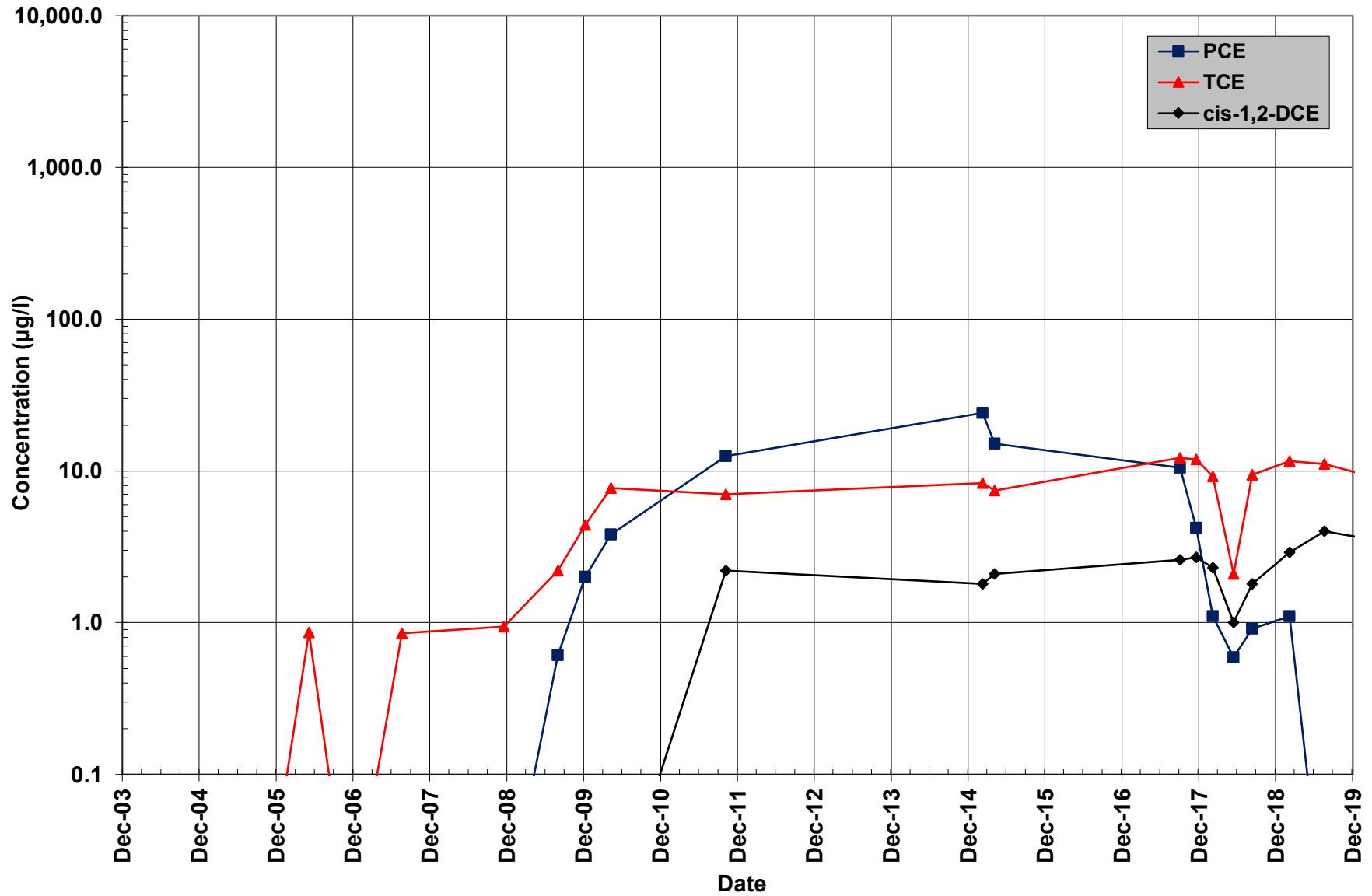
Well MW26D

Summary of Historic Groundwater Sampling Results PCE, TCE and cis-1,2-DCE Concentrations Vs. Time Screen Zone Interval: 345 to 355 Feet Below Ground Surface



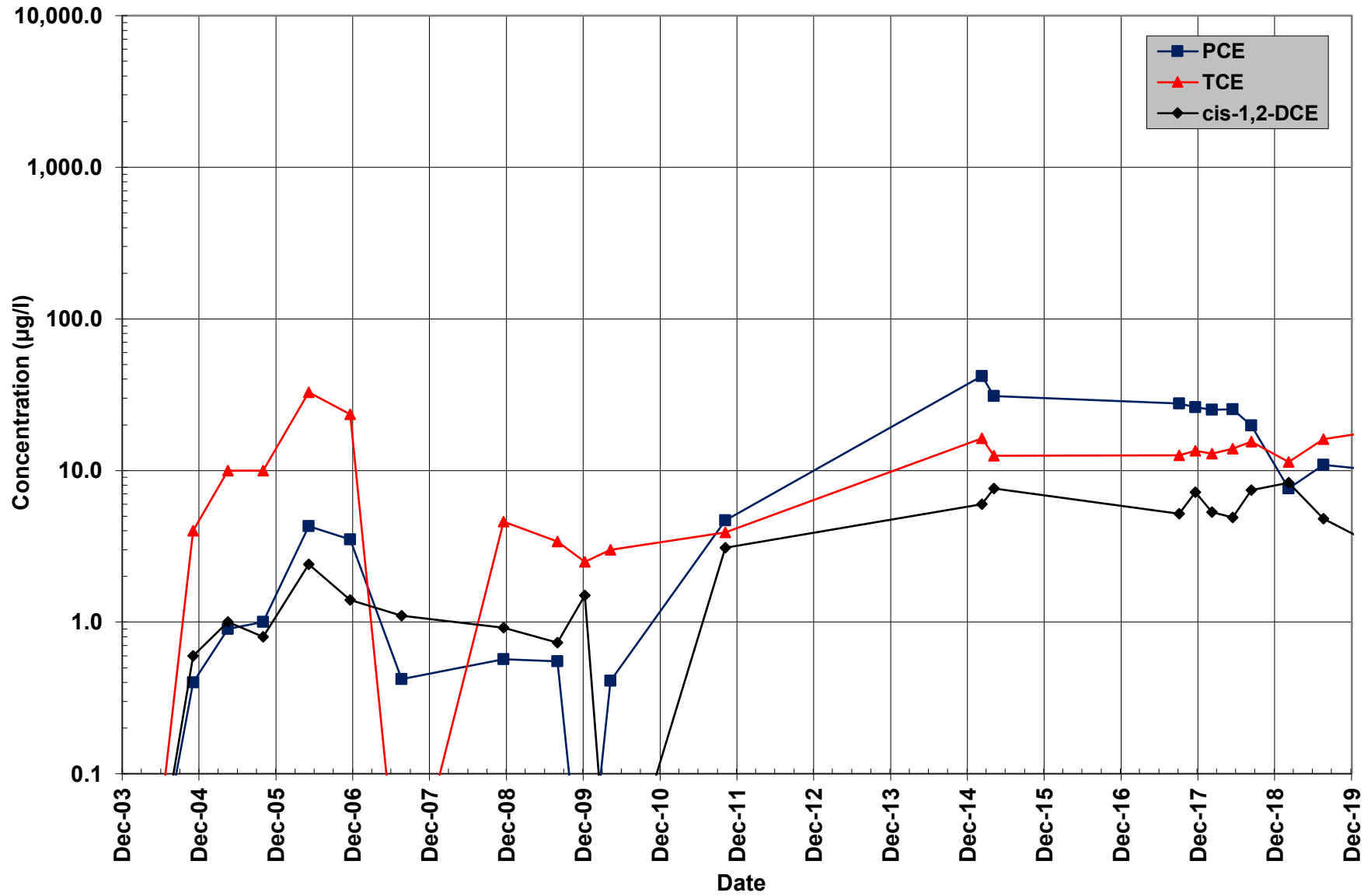
Well MW26E

Summary of Historic Groundwater Sampling Results PCE, TCE and cis-1,2-DCE Concentrations Vs. Time Screen Zone Interval: 372 to 382 Feet Below Ground Surface



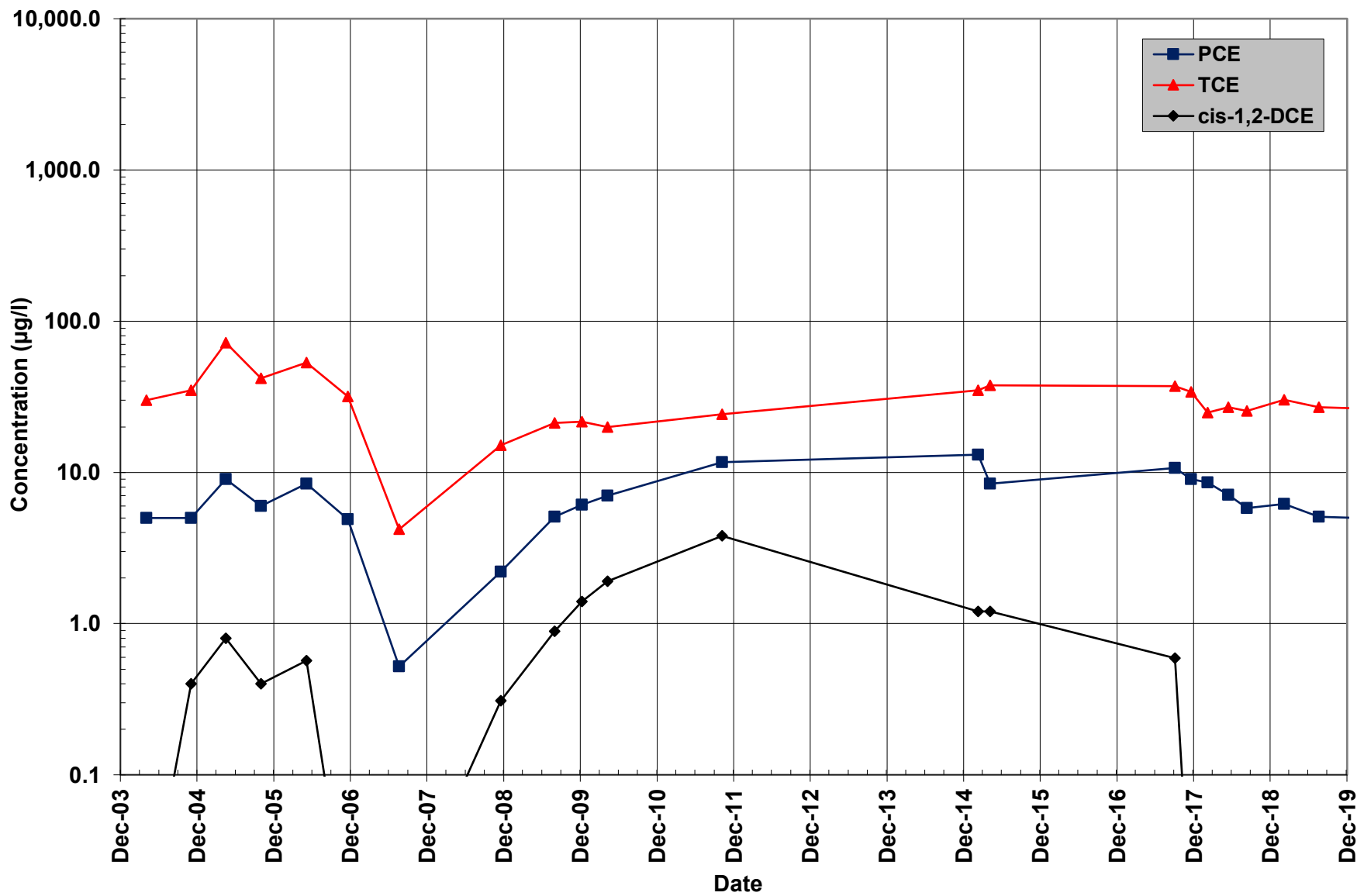
Well MW26F

Summary of Historic Groundwater Sampling Results PCE, TCE and cis-1,2-DCE Concentrations Vs. Time Screen Zone Interval: 405 to 415 Feet Below Ground Surface



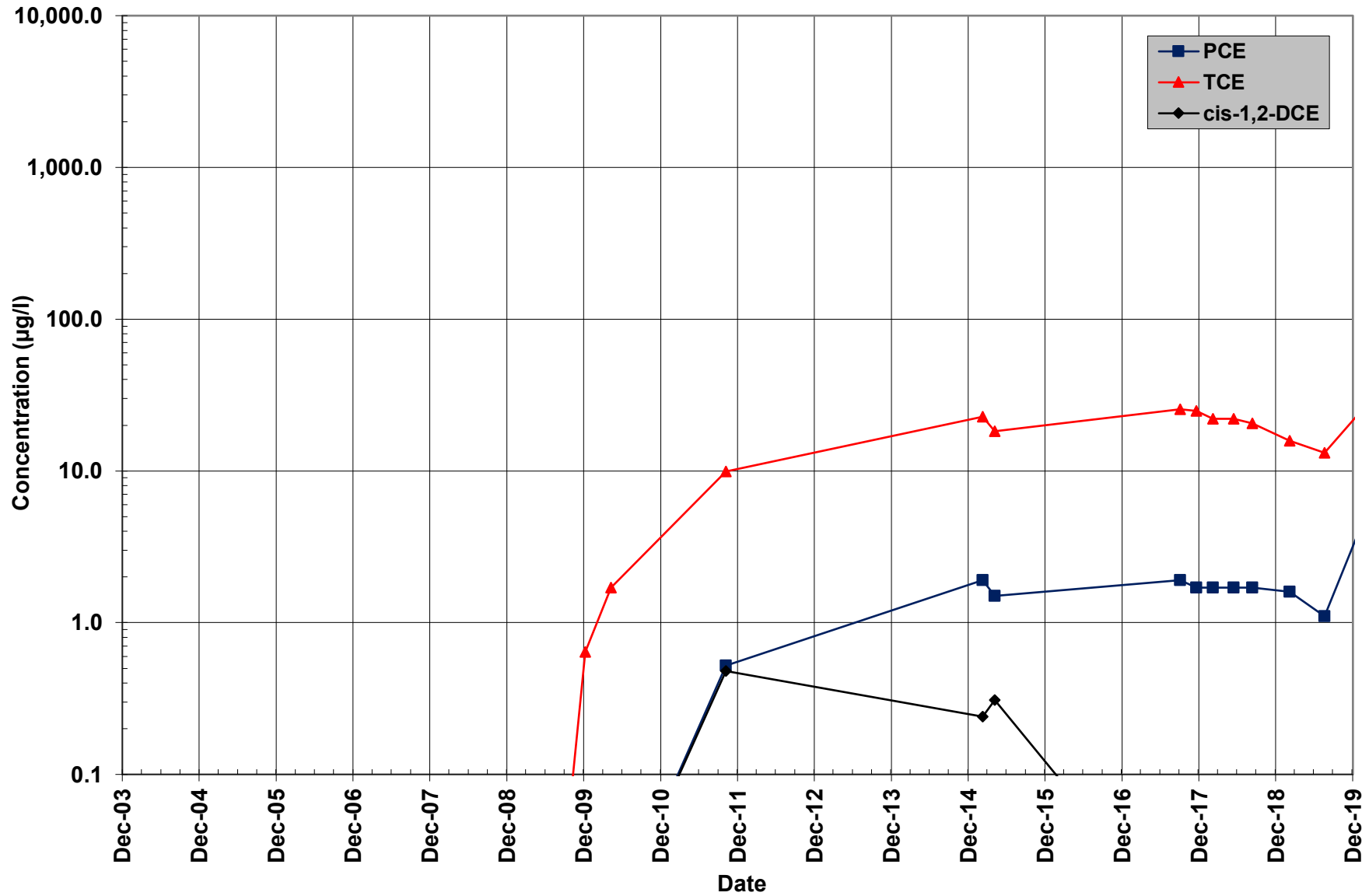
Well MW26G

Summary of Historic Groundwater Sampling Results PCE, TCE and cis-1,2-DCE Concentrations Vs. Time Screen Zone Interval: 438 to 448 Feet Below Ground Surface



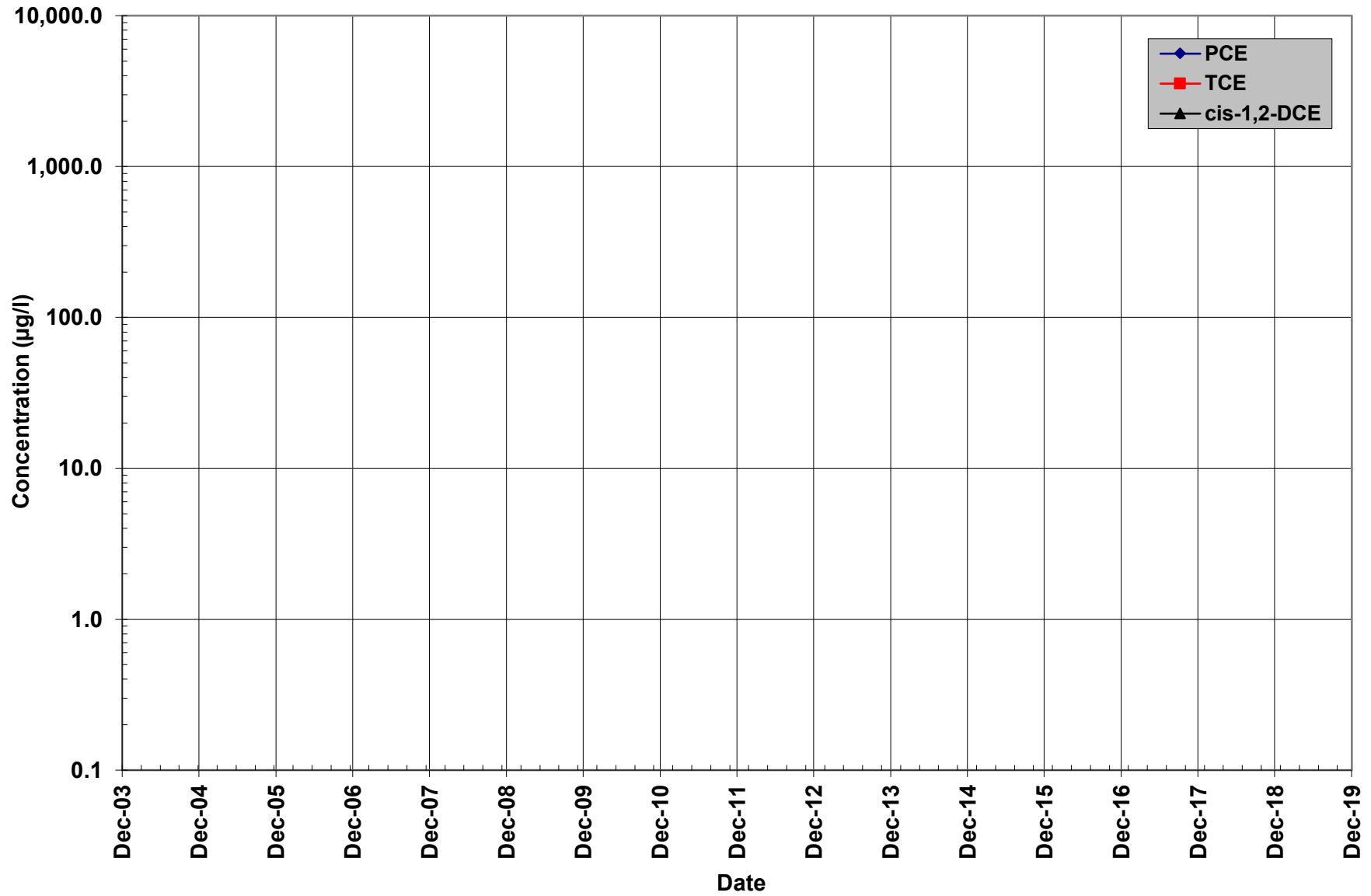
Well MW26H

Summary of Historic Groundwater Sampling Results PCE, TCE and cis-1,2-DCE Concentrations Vs. Time Screen Zone Interval: 474 to 484 Feet Below Ground Surface



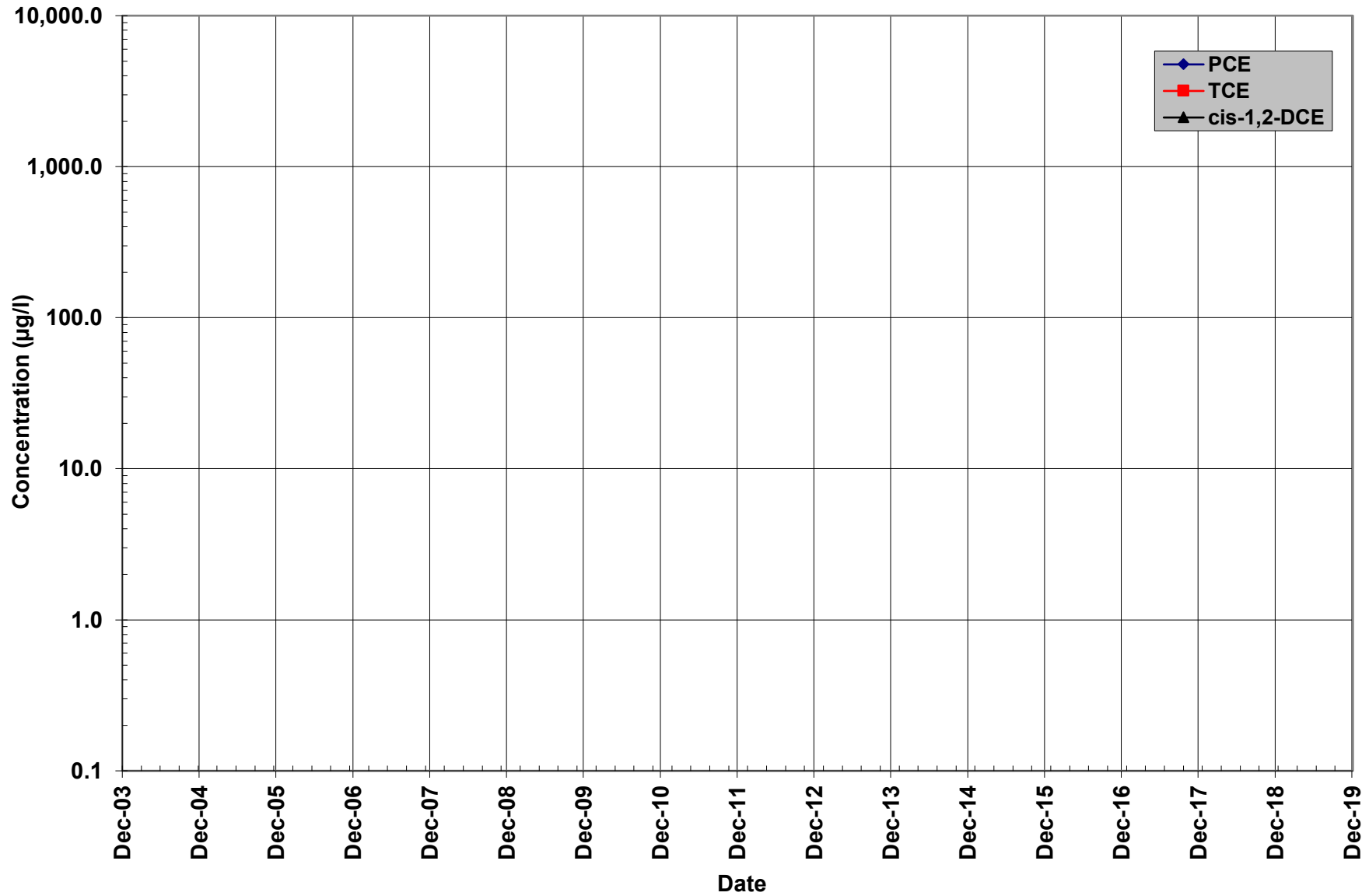
Well MW27A

Summary of Historic Groundwater Sampling Results PCE, TCE and cis-1,2-DCE Concentrations Vs. Time Screen Zone Interval: 192 to 202 Feet Below Ground Surface



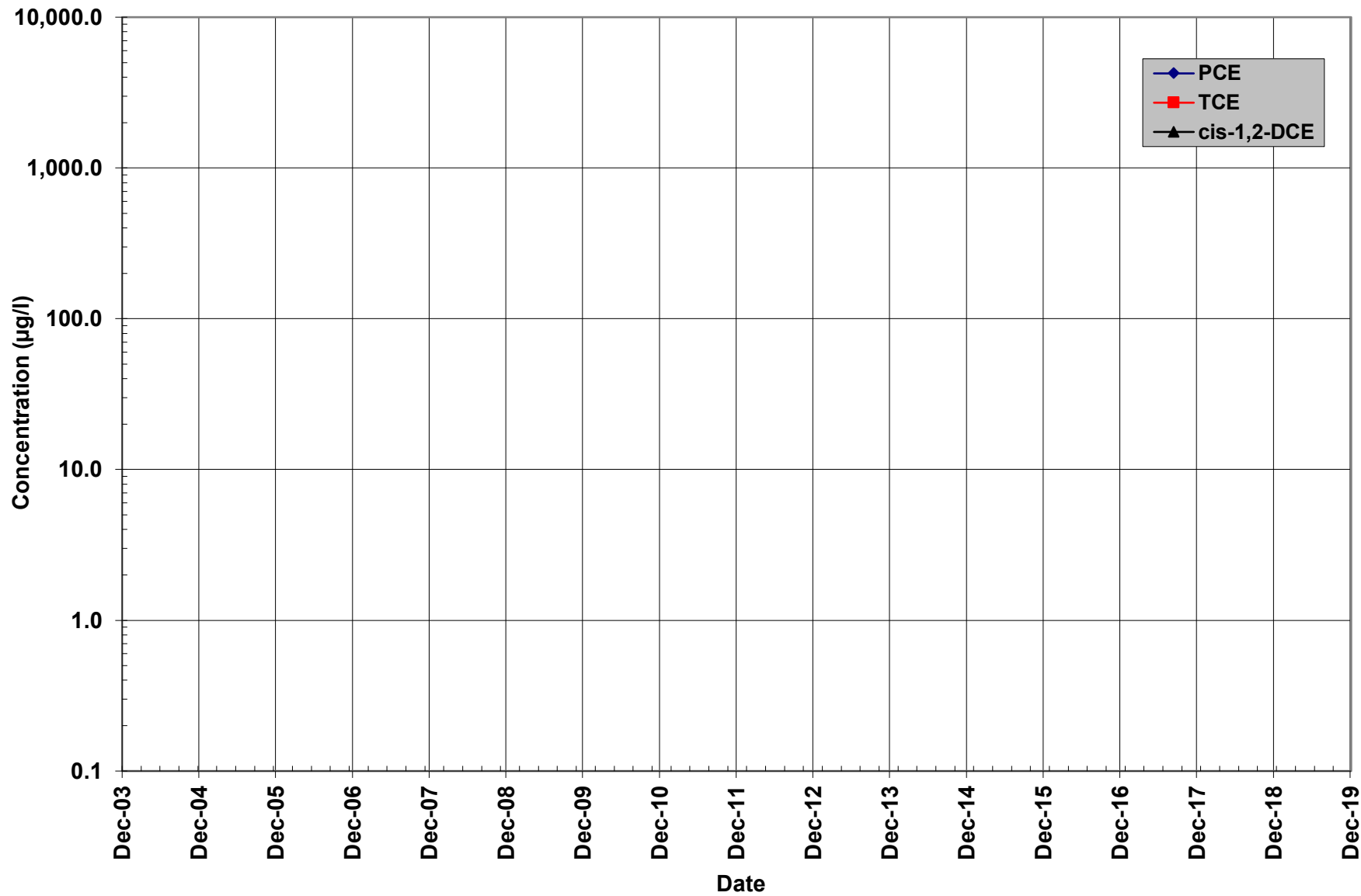
Well MW27B

Summary of Historic Groundwater Sampling Results PCE, TCE and cis-1,2-DCE Concentrations Vs. Time Screen Zone Interval: 236 to 246 Feet Below Ground Surface



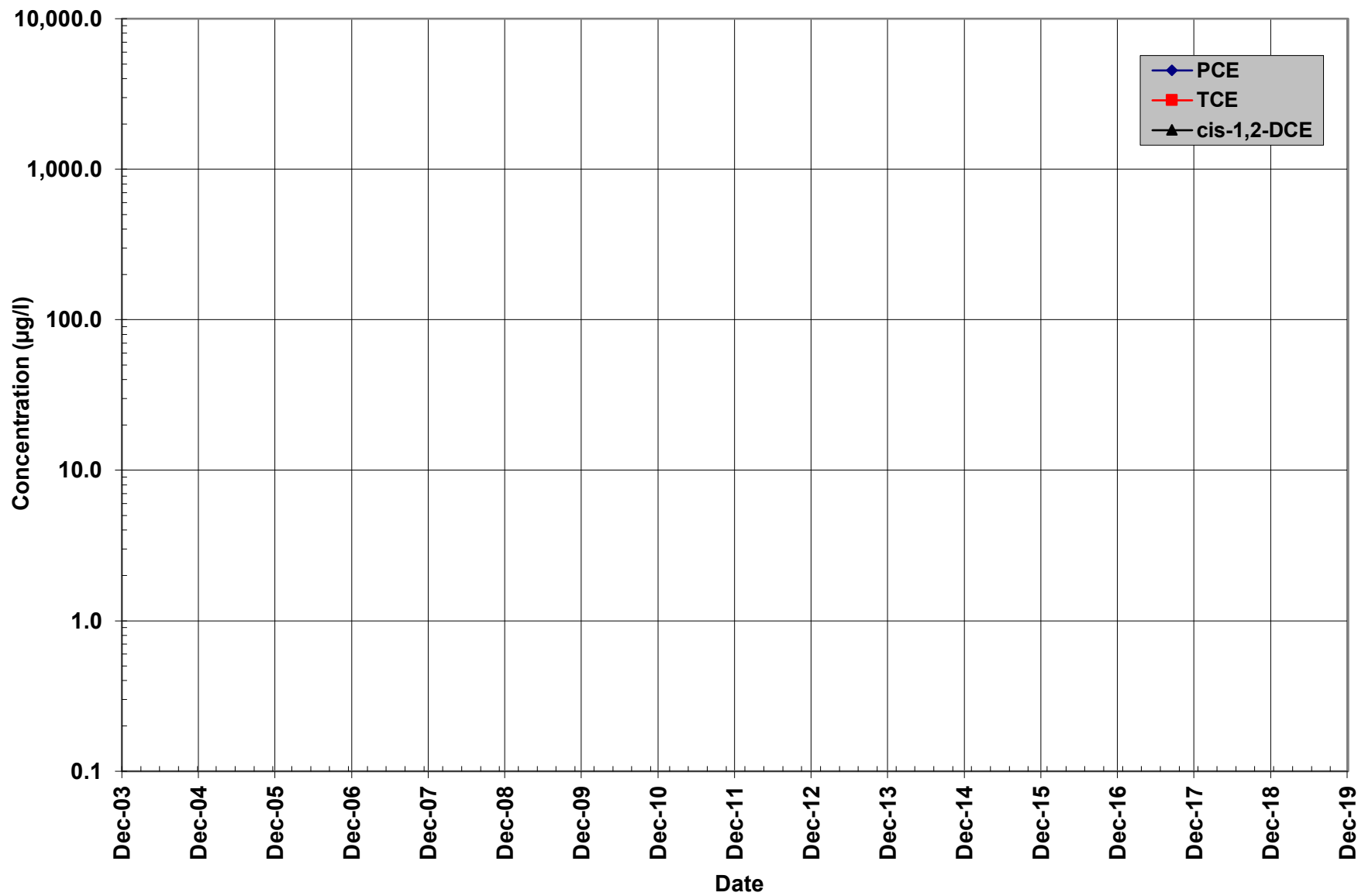
Well MW27C

Summary of Historic Groundwater Sampling Results PCE, TCE and cis-1,2-DCE Concentrations Vs. Time Screen Zone Interval: 284 to 294 Feet Below Ground Surface



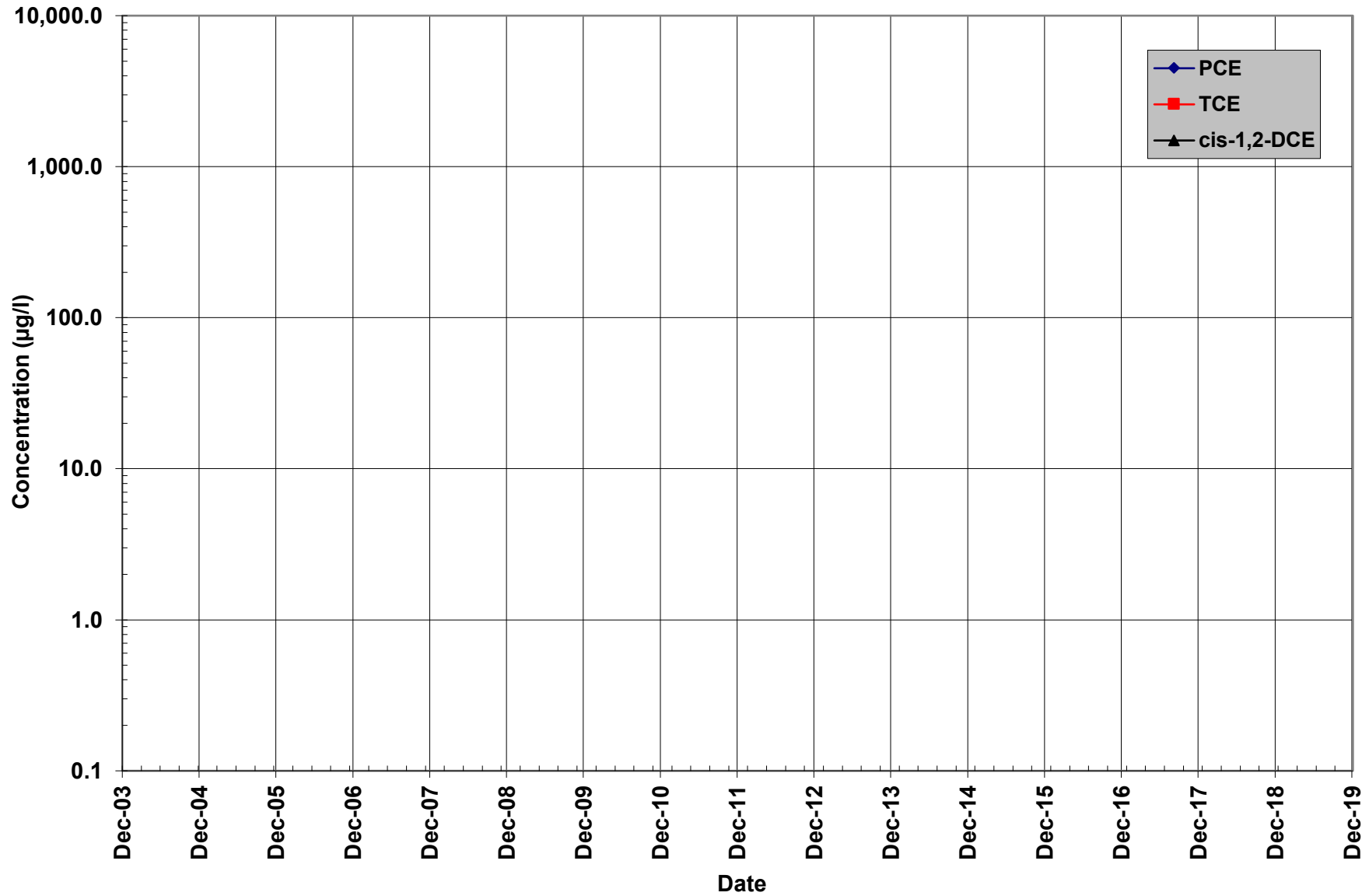
Well MW27D

Summary of Historic Groundwater Sampling Results PCE, TCE and cis-1,2-DCE Concentrations Vs. Time Screen Zone Interval: 324 to 334 Feet Below Ground Surface

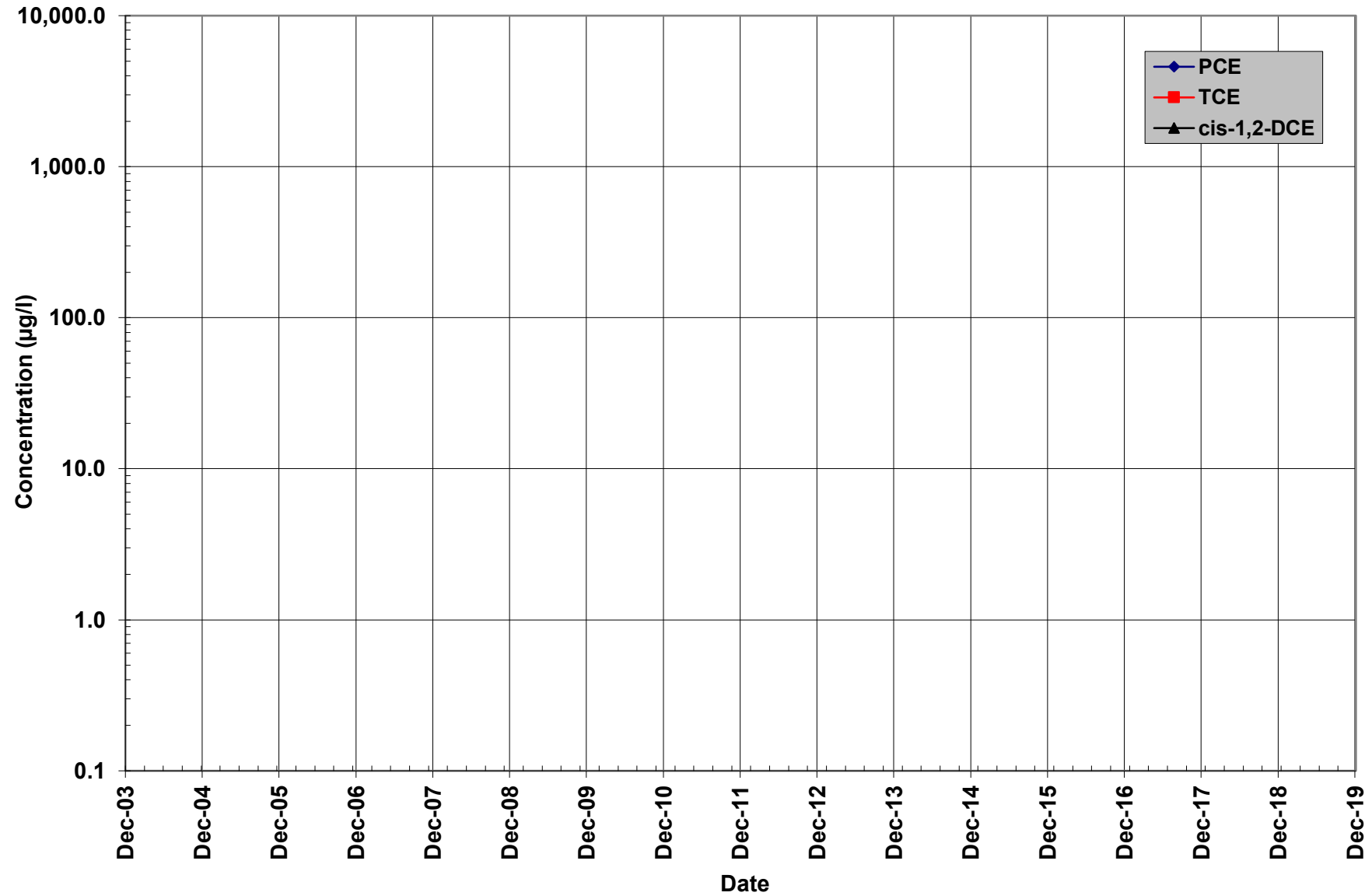


Well MW27E

Summary of Historic Groundwater Sampling Results PCE, TCE and cis-1,2-DCE Concentrations Vs. Time Screen Zone Interval: 364 to 374 Feet Below Ground Surface

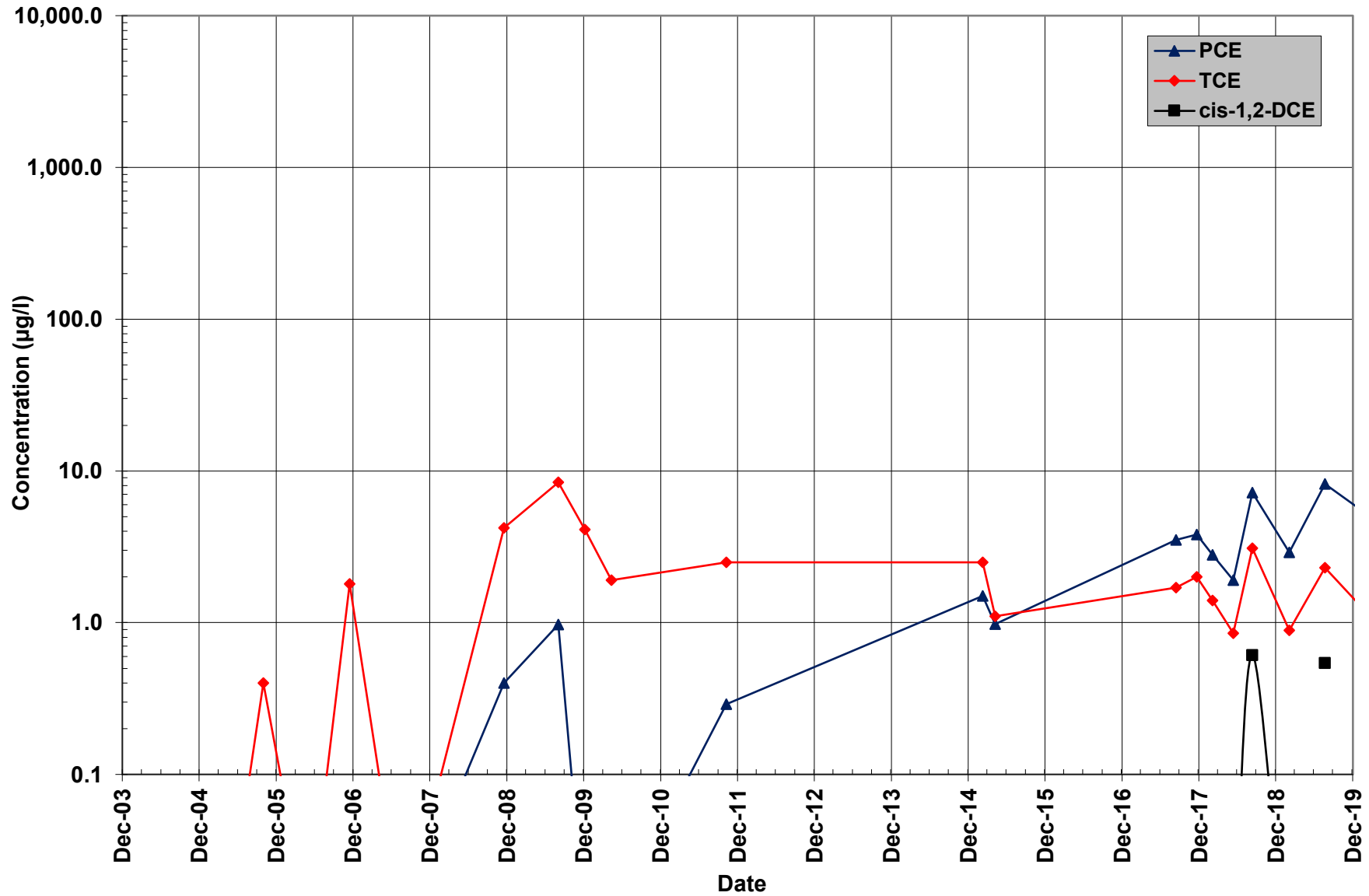


Well MW27F
Summary of Historic Groundwater Sampling Results
PCE, TCE and cis-1,2-DCE Concentrations Vs. Time
Screen Zone Interval: 408 to 418 Feet Below Ground Surface

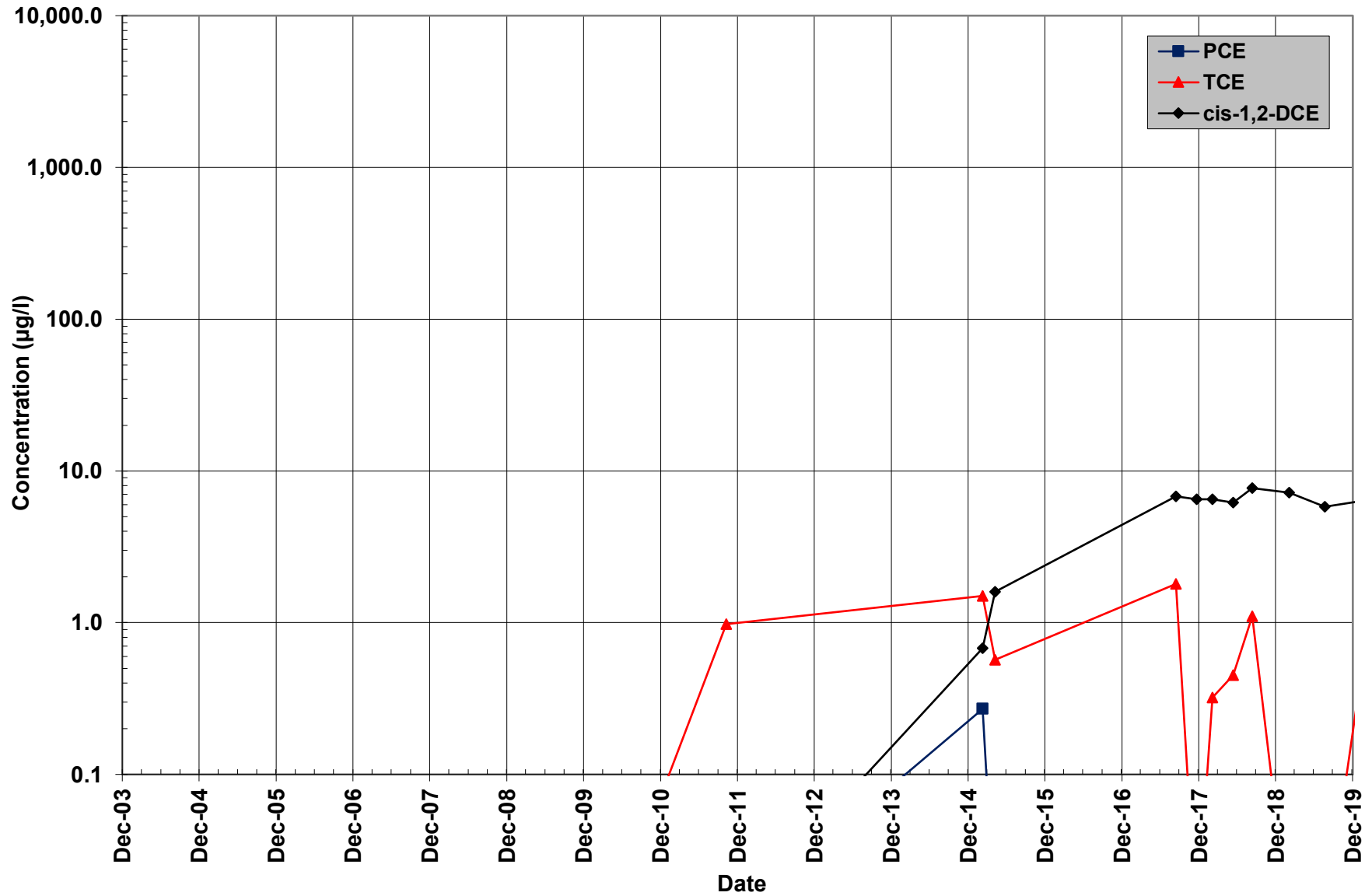


Well MW27G

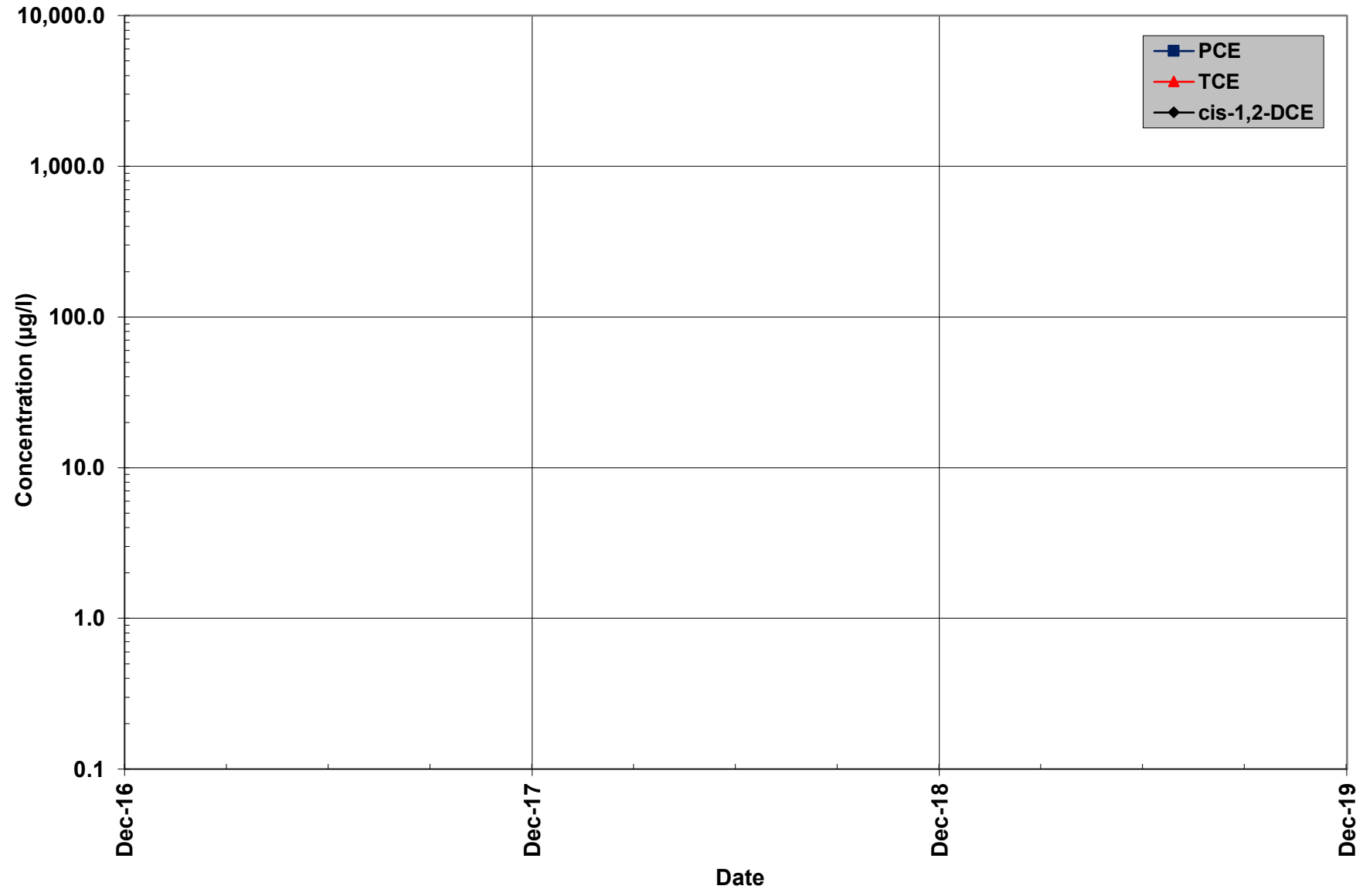
Summary of Historic Groundwater Sampling Results PCE, TCE and cis-1,2-DCE Concentrations Vs. Time Screen Zone Interval: 438 to 448 Feet Below Ground Surface



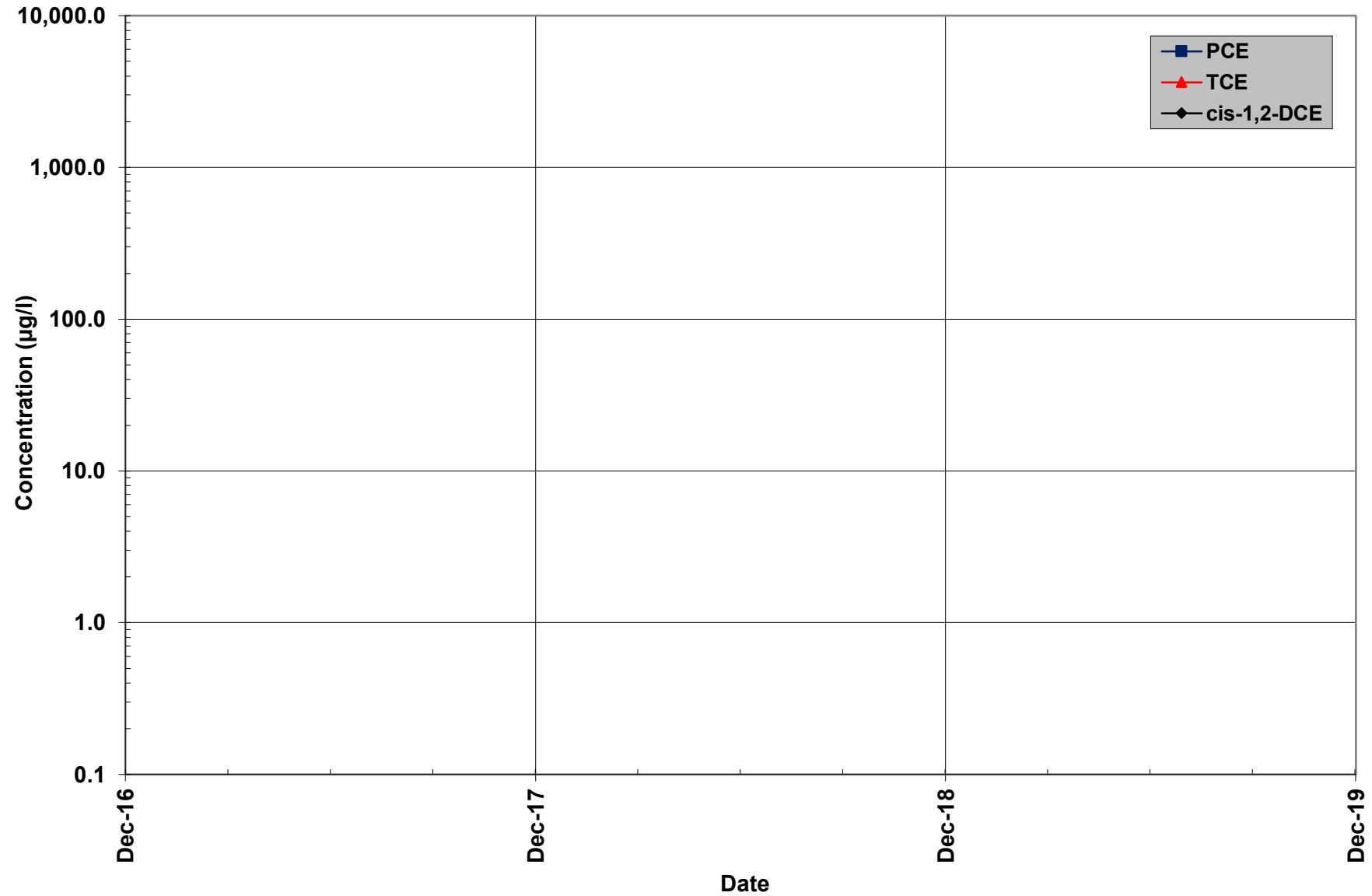
Well MW27H
Summary of Historic Groundwater Sampling Results
PCE, TCE and cis-1,2-DCE Concentrations Vs. Time
Screen Zone Interval: 472 to 482 Feet Below Ground Surface



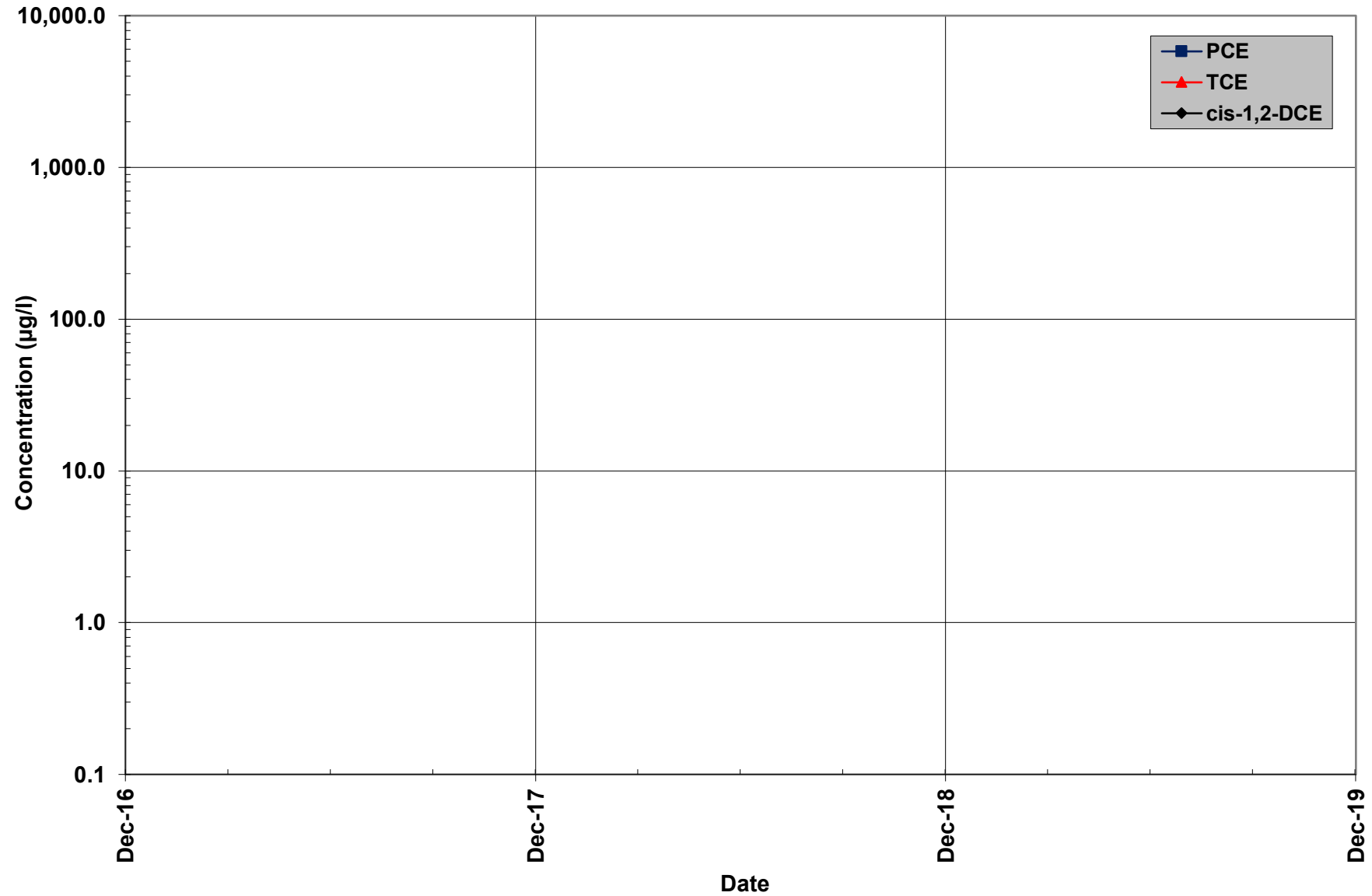
Well MW28A
Summary of Historic Groundwater Sampling Results
PCE, TCE and cis-1,2-DCE Concentrations Vs. Time
Screen Zone Interval: 92 to 102 Feet Below Ground Surface



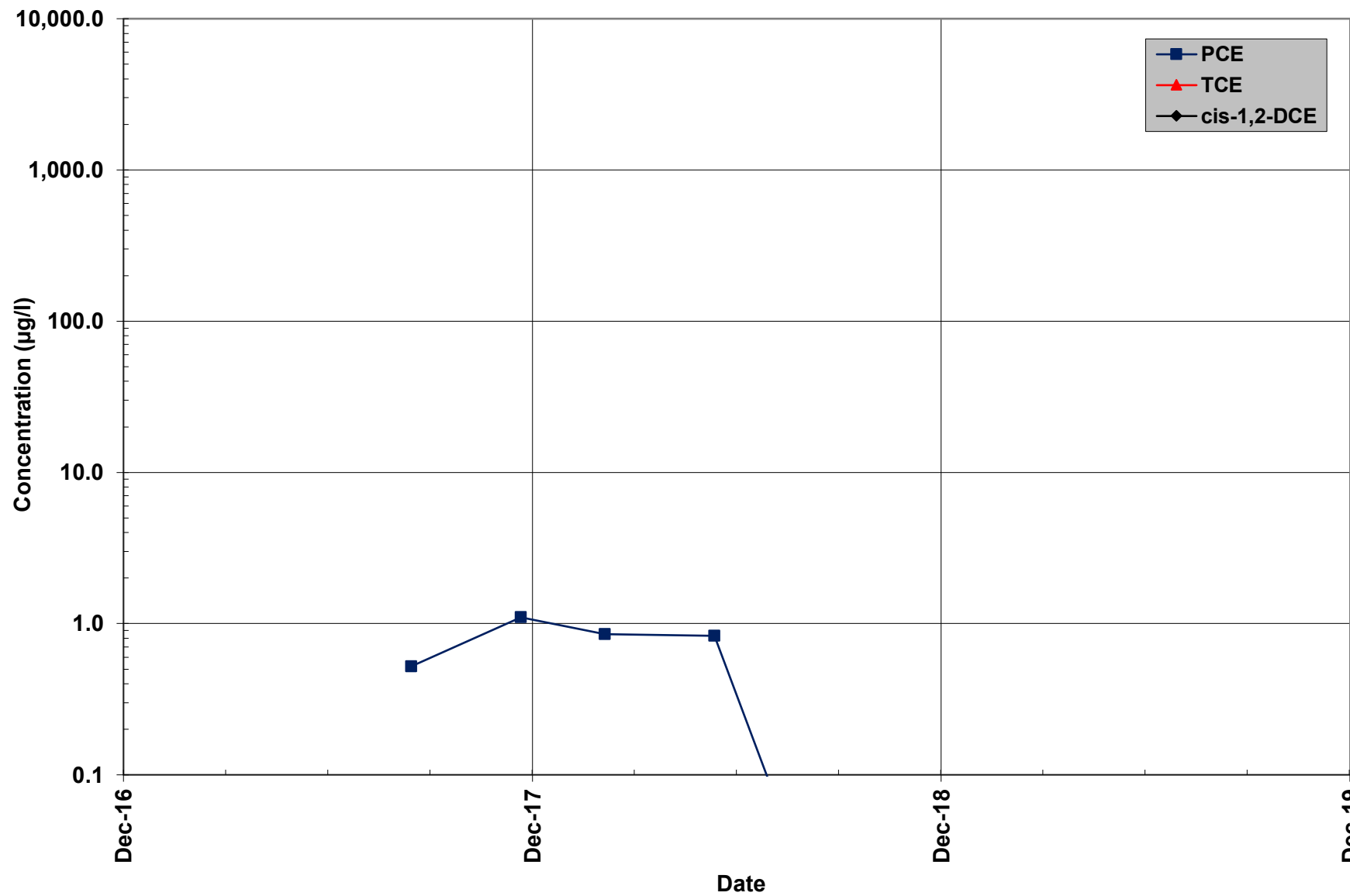
Well MW28B
Summary of Historic Groundwater Sampling Results
PCE, TCE and cis-1,2-DCE Concentrations Vs. Time
Screen Zone Interval: 214 to 224 Feet Below Ground Surface



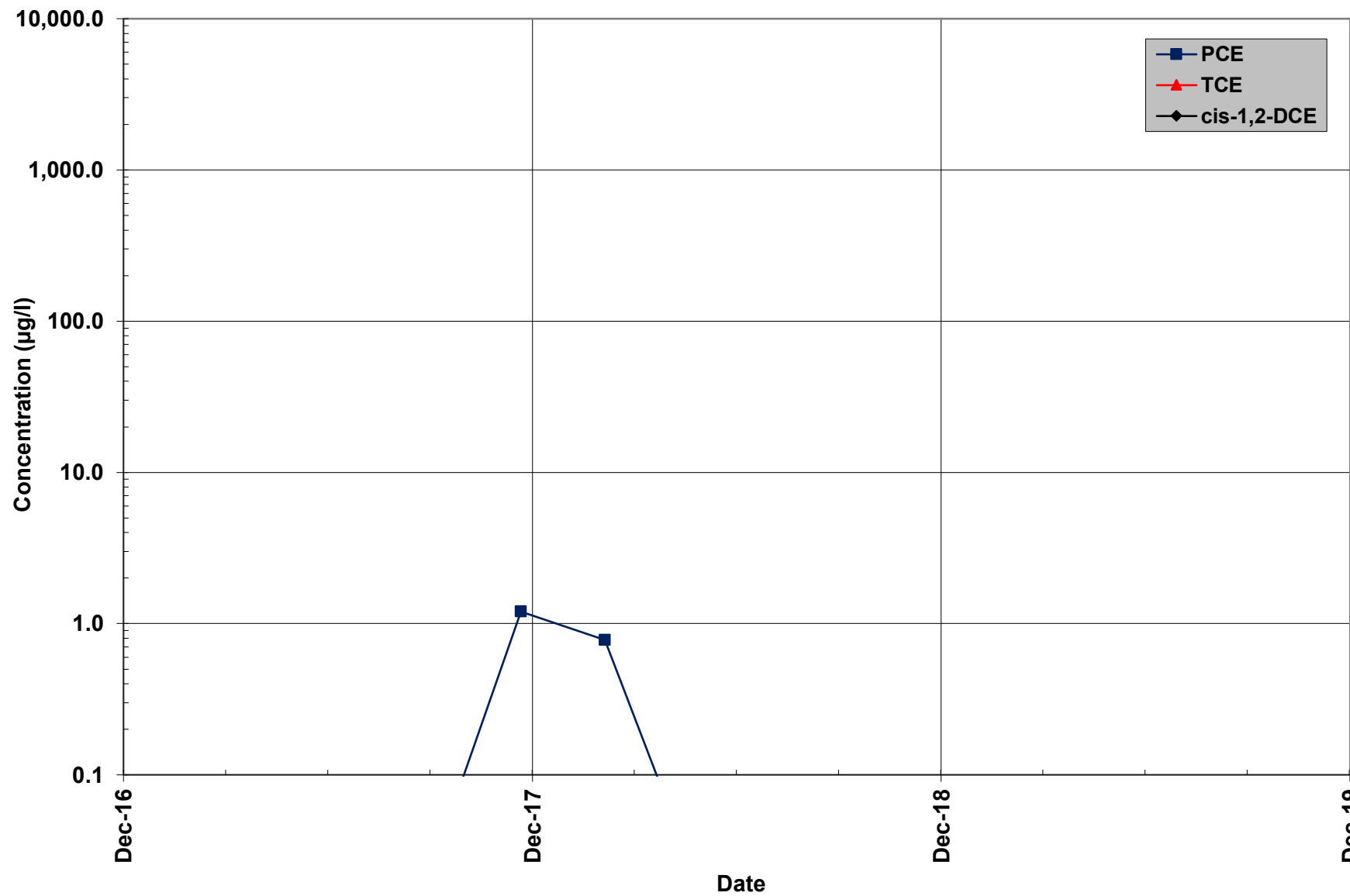
Well MW28C
Summary of Historic Groundwater Sampling Results
PCE, TCE and cis-1,2-DCE Concentrations Vs. Time
Screen Zone Interval: 312 to 322 Feet Below Ground Surface



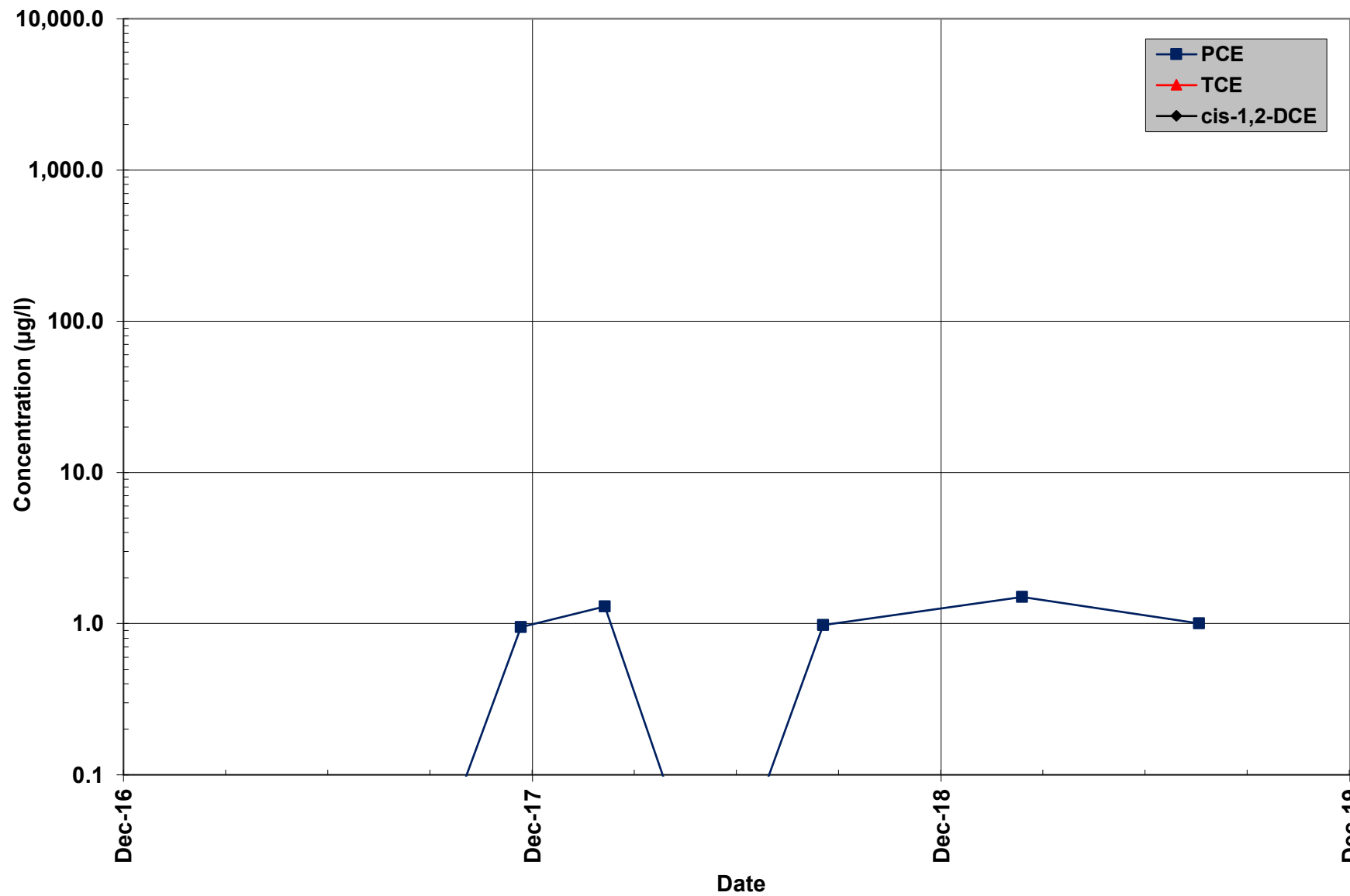
Well MW28D
Summary of Historic Groundwater Sampling Results
PCE, TCE and cis-1,2-DCE Concentrations Vs. Time
Screen Zone Interval: 340 to 350 Feet Below Ground Surface



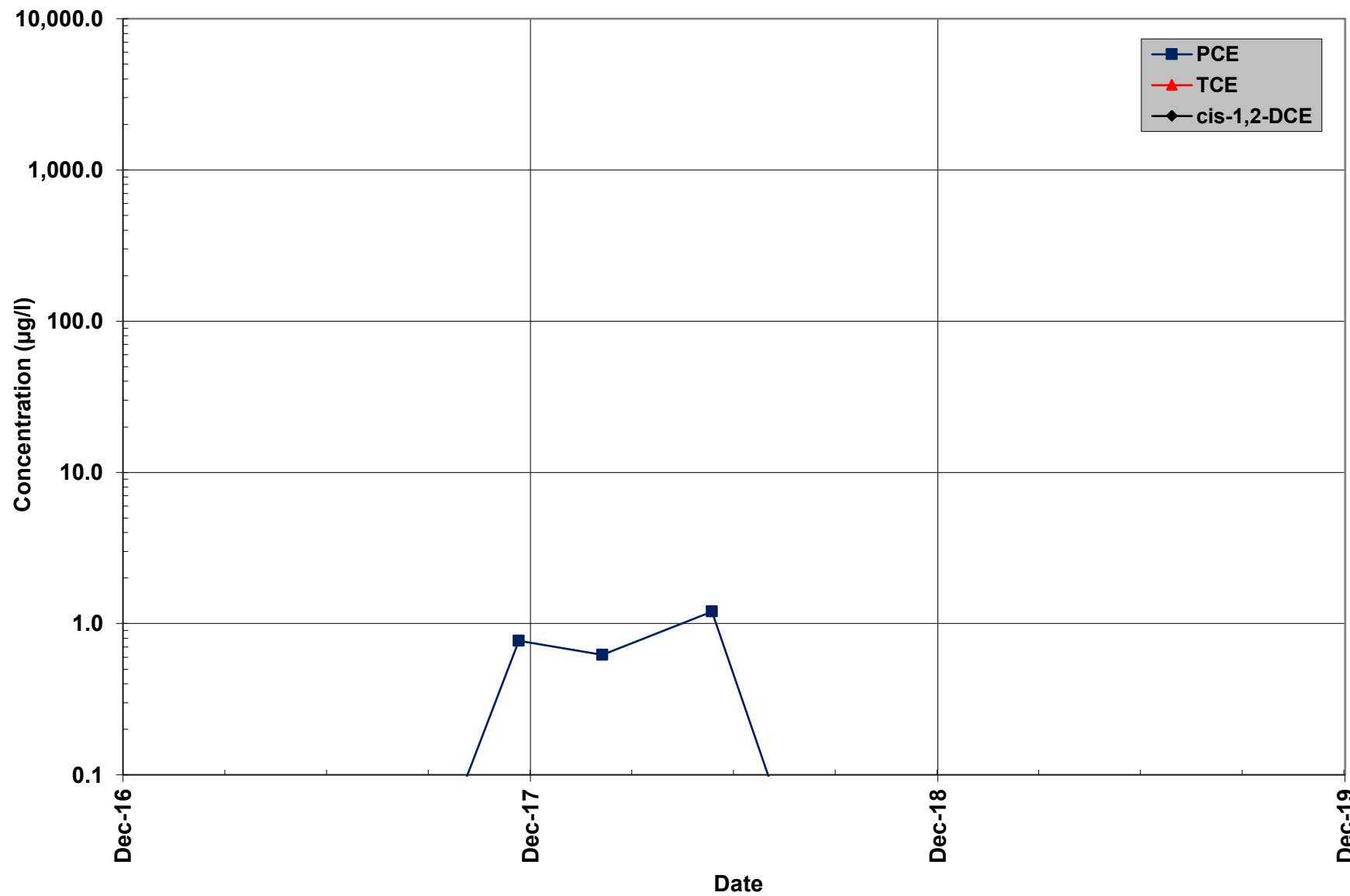
Well MW28E
Summary of Historic Groundwater Sampling Results
PCE, TCE and cis-1,2-DCE Concentrations Vs. Time
Screen Zone Interval: 362 to 372 Feet Below Ground Surface



Well MW28F
Summary of Historic Groundwater Sampling Results
PCE, TCE and cis-1,2-DCE Concentrations Vs. Time
Screen Zone Interval: 398 to 408 Feet Below Ground Surface



Well MW28G
Summary of Historic Groundwater Sampling Results
PCE, TCE and cis-1,2-DCE Concentrations Vs. Time
Screen Zone Interval: 434 to 444 Feet Below Ground Surface



Well MW28H
Summary of Historic Groundwater Sampling Results
PCE, TCE and cis-1,2-DCE Concentrations Vs. Time
Screen Zone Interval: 485 to 495 Feet Below Ground Surface

