



e-mail: eweinstock@carichinc.com

July 29, 2005

NEW YORK STATE DEPARTMENT OF ENVIRONMENTAL CONSERVATION
Building 40
SUNY at
Stony Brook, New York 11794

Attention: Mr. Jamie Ascher

**Re: Semiannual Report for June 2005
 Groundwater & Indoor Air Sample Results
 The Citizens Development Company / Flower Fashion Site
 47 Northern Blvd., Great Neck, New York**

Dear Mr. Ascher:

Attached is a copy of the Semiannual Groundwater and Indoor Air Monitoring Report for the above-referenced Site. This June sampling event concludes the groundwater and air monitoring program in accordance with the IRM Work Plan (and Supplements) dated April 2003.

The findings presented in this Report indicate that the remedial activities completed recently have significantly reduced the concentrations of PCE in the groundwater, soil vapor and indoor air, specifically at monitoring well MW-4 and in the surrounding structures. We believe that operation of the SVE system will continue to remediate residual PCE contamination in the subsurface soil behind the Site building and will maintain the levels of PCE in the indoor air below applicable action criteria. This concludes the agreed upon monitoring program for this Site in accordance with the Supplemental Investigation Work Plan and the Record of Decision for Operable Unit – 1.

We recommend that the NYSDEC initiate a Record of Decision for Operable Unit – 2. To support that effort, a Geoprobe groundwater boring should be installed between existing wells MW-4 and 4D to develop a current vertical groundwater quality profile. In addition, three shallow soil borings should be placed in the rear yard to determine if the SVE system has achieved the TAGM clean up objectives described in the IRM Work Plan.

The Record of Decision for Operable Unit – 2 should address the continued monitoring of:

- groundwater wells MW-1A, 1C, 2, 3, 4 & 4D; and
- the existing network of indoor air monitoring locations.

If there are any questions regarding this Report, please do not hesitate to call our office.

Sincerely,

CA RICH CONSULTANTS, INC.



Steven Sobstyl
Project Manager



Eric A. Weinstock
Vice President

SS:EAW/sm

cc: Rosalie K. Rusinko, Esq.,
Miriam Villani, Esq.
Sal Panico
Jacqueline Nealon

Table of Contents

1.0	Introduction	1
2.0	Previous "IRM" Activities	1
2.1	Soil Removal	
2.2	Sodium Permanganate Injections	
2.3	Soil Vapor Extraction (SVE) System	
3.0	Sampling Procedures	3
3.1	Groundwater Sampling	
3.1.1	On-Site Monitoring Wells	
3.1.2	Off-Site Monitoring Wells	
3.1.3	Groundwater Sampling Procedures	
3.2	Indoor Air Sampling	
4.0	Summary of Results	4
4.1	Groundwater	
4.1.1	On-Site Monitoring Wells (Upgradient)	
4.1.2	Off-Site Monitoring Wells (Downgradient)	
4.2	Indoor Air	
5.0	Conclusions	5
5.1	Groundwater	
5.2	Indoor Air	
5.3	IRM Activities	
5.4	Recommended Additional Activities	
6.0	References	6

Figures

1. Site Plan & Groundwater Elevation Contour Map
2. Concentrations of PCE in Groundwater
3. PCE in Indoor Air Samples

Tables

- 1 to 14. Historical Summary of PCE Detections
15. Summary of PCE Indoor Air Readings
16. Soil Vapor Extraction Readings

Appendices

- A. Groundwater Laboratory Data
- B. Indoor Air and SVE Laboratory Data

Semiannual Groundwater Monitoring Report - June 2005

**Citizen Development Company – Flower Fashion
47 Northern Boulevard
Great Neck, New York**

NYSDEC Site # 1-30-070

1.0 INTRODUCTION

The following Semiannual Groundwater Monitoring Report has been prepared by CA RICH Consultants, Inc. ("CA RICH") on behalf of the Citizen Development Company ("CDC") for the former Flower Fashion Site. The current tenant is a "Cingular" cellular telephone store. Previous tenants were: an AT&T store, a florist and a dry cleaner. This Report is prepared in accordance with our April 17, 2003 Supplemental Investigation Work Plan (Ref. 1) for this Site. For the purposes of this document, the contaminant of concern is tetrachloroethene ("PCE"). Additional details regarding the history of the Site are documented in the Work Plan.

2.0 PREVIOUS "IRM" ACTIVITIES

During the Fall/Winter of 2004 and Spring 2005, IRM activities that were completed at the Site included the removal of PCE contaminated soil from the rear area of the Site, a series of shallow and deep sodium permanganate injections and the installation of a soil vapor extraction ("SVE") system. A detailed description of the IRM activities is presented in the Interim Remedial Measures Report – Part A (Ref. 2) and Interim Remedial Measures Report – Part B (Ref. 3). The following is a brief summary of the IRM activities.

2.1 Soil Removal

On August 17 and 18, 2004, the pavement covering the eastern half of the rear yard was removed. On August 23rd approximately 77 tons of PCE contaminated soil was excavated from the rear of the Site. The soil was temporarily staged on plastic sheeting in the parking lot behind the Site and then transported as a hazardous waste to Stablex in Quebec, Canada.

During the excavation activity, a series of former subsurface asphalt layers were encountered. The shallowest of these layers was encountered at approximately $\frac{3}{4}$ of a foot below grade. A second layer was encountered at approximately 2 feet below grade. The soils exhibiting the highest laboratory VOC readings and PCE odors were encountered above this 2-foot deep asphalt layer and were removed during the excavation. A third asphalt layer was encountered at a depth of approximately 5 feet below grade.

2.3 Sodium Permanganate Injections

The application of permanganate directly to subsurface soils and groundwater has been proven to be successful for the remediation of PCE. On October 13 and 14, a total of 27 permanganate injection points were installed throughout the rear area of the Site and consisted of both shallow points, between two to five feet below grade, and deeper injection points set at 7 to 12 feet below grade. One deepest injection point, screened from 35 to 45 feet, was also installed.

Bulk sodium permanganate was purchased in 55-gallon drums and at a concentration of 40% from the Carus Chemical Company. Using the mixing tank, 50-gallon doses of 5% sodium permanganate were prepared by mixing 5 gallons of 40% sodium permanganate with 45 gallons of well water from MW-4. The solution was applied from the mixing tank to the groups of injection points and allowed to saturate the subsurface soils. This process was performed on a daily basis from October 21 to November 5, 2004 and a total of 1,390 gallons of permanganate was injected.

After the permanganate solution was applied to the injection points, valves on the mixing tank were adjusted to allow the water pumped from well MW-4 to flow directly to the header lines of the injection points. Once the permanganate solution percolated downward and reached the water table, it flowed with the underlying groundwater toward well MW-4. Well MW-4 was used to pump the underlying groundwater, capture the injected solution and discharge it to the mixing tank for re-circulation through the injection points.

To enhance the remediation of the underlying groundwater additional permanganate was injected in 10 gallon doses directly into the deepest injection point. These injections were applied every 2 weeks beginning on December 16, 2004 and ending on May 26, 2005. On April 12, 2005 the recirculated groundwater from well MW-4 was discolored pink-purple indicating that the permanganate had reached well MW-4.

2.4 Soil Vapor Extraction (SVE) System

The SVE system designed for this Site includes three shallow horizontal SVE pipes installed in the backfilled excavation area described in the IRM Part A report (Ref. 2). In addition to this, five of the vertical permanganate injection points were converted in SVE points. A general description of the SVE well construction is presented below.

Horizontal SVE Wells – Three horizontal wells constructed of 2-inch diameter PVC pipe were installed in the backfilled material placed in the rear yard at a depth of approximately 1 foot below grade. Each horizontal well contains 10 feet of 0.020-inch slotted (20 slot) PVC well screens.

Vertical SVE Wells – Five of the middle or “M” designated injection points were converted to vertical SVE wells. These each consist of 1-inch diameter PVC pipe set to a depth of 12 feet below grade. The bottom 5 feet of these include 0.020-inch slotted (20 slot) PVC well screens.

Each of the SVE wells was completed at grade with a regulating valve arranged such that each SVE screened section can be operated independently. The wells were connected to a 2-inch diameter PVC header line that was extended to a shed behind the Site building. The soil vapor is extracted using a Fuji Model VFC600A, 4½-horsepower blower located in the equipment shed. The soil vapor passes through a moisture knock-out drum, into the blower and flows through a series of 2 vapor-phase 150-pound carbon units. The system is currently operating at a flow rate of 160 cfm and a vacuum of 30 inches of water.

The operation of the SVE system included the collection of air samples at system start-up and again during this June groundwater sampling event. These air samples were collected using poropak® absorbent tubes which were connected directly to a sampling port located before the carbon treatment drums of the SVE system. The initial concentration of PCE at system start-up (Jan. 31, 2005) was 540,000 ug/m³. In addition, trichloroethene (TCE) was detected at a concentration of 1,100 ug/m³ and 1,2 dichloroethene (DCE) was detected at a concentration of 670 ug/m³. The second round of air samples collected on June 24, 2005 reported PCE at a concentration of 74,000 ug/m³ and there were no detections of TCE or DCE.

During the course of operating the SVE system, MiniRae® PID readings of total VOCs in the extracted soil vapor were collected periodically and have shown an overall decrease in measured concentrations. All of the soil vapor extraction readings are summarized on Table 16 and the laboratory reports for the two poropak® tube samples are included in Appendix A.

3.0 SAMPLING PROCEDURES

3.1 Groundwater

During the course of the environmental work conducted at this Site, numerous wells were installed at different points in time. This report presents the results of groundwater samples collected from the network of monitoring wells situated at locations both on-site and off-site. Shallow groundwater flow has been documented to flow in a north-northwest direction beneath the Site. A Site Plan illustrating the existing monitoring well network and water table is presented in Figure 1.

The IRM Work Plan requires semiannual sampling of the monitoring well network in June and December. A complete sampling of all of the Site wells is conducted in June of each year. In December, the sampling includes only the upgradient wells (MW-1A and 1C) and the wells directly downgradient of the Site (MW-2, 3, 4, 4D).

3.1.1 On-Site Monitoring Wells

There are a total of four on-site monitoring wells situated on the Site. As a result of the Site's configuration and property boundaries, these four wells are located hydrogeologically upgradient of the historical source of PCE. During this sampling event, groundwater samples were collected from upgradient monitoring wells MW-1A and 1C.

3.1.2 Off-Site Monitoring Wells

During this sampling event, groundwater samples were collected from a total of ten off-site monitoring wells. These wells are designated MW-2, 3, 4, 4D, 5, 6, 7, 8, 10 and 47A. Monitoring wells MW-4D and MW-47A are deep wells installed to a depth approximately 100 feet below grade. The remaining monitoring wells are water table wells with screen zones installed approximately 10 feet in the upper glacial aquifer.

3.1.3 Groundwater Sampling Procedures and Analysis

The network of monitoring wells included in this Semiannual Monitoring Report were sampled on June 14 and 15, 2005. The following outline summarizes the groundwater sample collection procedure and analysis:

- Prior to collection of any groundwater sample, depth to water measurements were obtained from each respective well.
- Each monitoring well was then purged of a minimum of three well volumes using a properly decontaminated low-flow Grundfos® Redi-Flo2 submersible pump and dedicated polyethylene tubing. Purge water was discharged on the ground adjacent to the well head.
- Upon purging each well, the groundwater sample was collected directly into laboratory issued containers from the pump discharge. Sample containers were labeled to identify client name, monitoring well designation, time and date, and the required analysis. Upon sample collection, measurements of temperature, pH, specific conductance and dissolved oxygen were also taken.

- All samples were placed on ice in a cooler and maintained under strict chain-of-custody control documentation.
- The submersible pump was cleaned using an Alconox® detergent solution rinse followed by two (2) freshwater rinses between well sampling. Disposable latex gloves were worn during sample collection and handling.
- All groundwater samples, including the required QA/QC samples, were delivered under chain-of-custody control overnight to NYS-certified Accutest Laboratories and analyzed for volatile organic compounds (EPA Method 8260) in accordance with NYSDEC ASP Category B deliverable. A copy of the laboratory package and results is included in Appendix A.

3.2 Indoor Air

Using 3M badges, indoor air samples are collected on a semiannual basis at the following locations.

CDC/FF Site (Cingular Store) 47 Northern Blvd.	Ground Floor and Basement (Sample ID: PDM-1 and PDM-2)
Health Nut Store 45 Northern Blvd.	Ground Floor (there is no basement) (Sample ID: PDM-3)
Cambridge Educational Center 55 Northern Blvd.	Basement (waiting room and NW Test Center) (Sample ID: PDM-4 and PDM-5)
One Outdoor Ambient Air	Behind Site Building (Sample ID: PDM-6)

New 3M badges were brought out to the Site and exposed for a period of approximately 24-hours. The badges were then sealed and the time they were exposed was recorded. They were forwarded to ELAP-approved Galson Laboratories for the analysis of PCE. The historical results of the testing program are presented on Table 15. A copy of the laboratory package and results is included in Appendix A.

4.0 SUMMARY OF RESULTS

The historical groundwater sample results for all of the monitoring wells are summarized on Tables 1 through 14. The reported concentrations of PCE detected in each well are tabulated and plotted versus time. The PCE concentrations detected in the groundwater for this round of sampling are indicated in Figure 2.

4.1 Groundwater

4.1.1 On-Site Wells (Upgradient)

Monitoring wells MW-1A, 1B, 1C and 1D monitor the quality of groundwater migrating onto the Site. This round included collecting groundwater samples from MW-1A and 1C. PCE was detected at 14.3 ppb at MW-1A and 1.3 ppb at MW-1C. This indicates that there is a continuing low-level source of PCE in the shallow groundwater upgradient of the Site migrating onto the property.

4.1.2 Off-Site Wells (Downgradient)

Monitoring wells designated MW-2, 3, 4, and 4D are located directly downgradient of the historical source area of PCE at the Site. The reported concentrations of PCE in the shallow wells (MW-2, 3, 4) ranged from 8.9 to 280 ppb. PCE was detected at 5.7 ppb in the deep well MW-4D.

Wells MW-5, 6, 7, 8 and 10 are located further downgradient of the Site and historically have not displayed elevated levels of PCE. During this round of sampling, the concentration of PCE in these wells ranged from 1.5 to 12.8 ppb. PCE was not detected in the deep well MW-47A

4.2 Indoor Air

As presented on Table 15, PCE was detected at all of the monitoring locations at concentrations between 1.4 and 10 ug/m³. These concentrations are all within the range of background for NYS; below the NYSDOH's action guideline of 100 ug/m³; and display a general pattern of decreasing concentrations over time. Background levels for PCE in NYS are 1 to 10 ug/m³. A level of 5.7 ug/m³ was measured in the outdoor sample used to monitor ambient air quality at the Site.

5.0 CONCLUSIONS

5.1 Groundwater

Based on the results of this recent June sampling event, there continues to be detectable levels of PCE migrating onto the Site. However, PCE detected in the wells immediately downgradient of the Site also continue to contain PCE, but at concentrations that are generally lower than what was reported in the past. Monitoring well MW-4, which has historically contained concentrations of PCE in the 100 to 1,000 ppb range, contained PCE at a concentration of 8.9 ppb. This decrease indicates that the recent remedial activities have been successful in the removal of PCE that has impacted shallow groundwater at the Site. The monitoring wells located further off-site contained PCE at concentrations between 1.5 and 12.8 ppb, which are similar to the historical levels detected at these locations.

5.2 Indoor Air

The PCE concentrations in the indoor air samples were all within the range of background for NYS; below the NYSDOH's action guideline of 100 ug/m³; and display a general pattern of decreasing concentrations over time. This recent sampling event reported the lowest concentrations of PCE when compared to historical measurements, again indicating that the recent remedial activities have reduced the concentrations of PCE present in the soil gas potentially impacting the indoor air quality in buildings around the Site. It is anticipated that the SVE system will continue to effectively control any soil vapor issues originating from this Site.

5.3 IRM Activities

The completion of all of the proposed IRM activities which included source removal through soil excavation, sodium permanganate injections and the installation of a SVE system have all contributed to the remediation of PCE contaminated soil and groundwater at this Site. The significant decreases in the concentrations of PCE in downgradient wells MW-2, 3, 4 and 4D can be directly attributed to the IRM activities. The operation of the SVE system will also continue to remediate any residual PCE at the Site and maintain PCE levels in the indoor air at a minimum.

This concludes the second full round of groundwater monitoring at this Site as required by IRM Work Plan and based upon the groundwater results it appears that the IRM activities have been successful in reducing the concentrations of PCE in groundwater and indoor air at the Site.

5.4 Recommended Additional Activities

With the submission of this report, the groundwater monitoring requirements of the Supplemental Investigation Work Plan (Ref. 1) and the Record of Decision (ROD) for Operable Unit – 1 (OU-1) are completed. In light of the remediation activities that have been completed to date, we believe that a ROD for OU-2 should be prepared. To support the development of the ROD for OU-2, we recommend that a Geoprobe groundwater boring be installed between monitoring wells MW-4 (which is 50 feet deep) and 4D (which is 100 feet deep) to establish a vertical profile of the current groundwater quality. Groundwater samples should be collected at 10 foot intervals from 60 to 90 feet below grade and analyzed for halogenated VOCs. In accordance with the Operations, Maintenance and Monitoring (OM&M) Plan for the SVE system, three soil samples should be collected from a depth of 3 to 4 feet below grade in the rear yard and analyzed for Halogenated VOCs. The results of these soil samples should then be compared to the NYSDEC TAGM (Ref. 4).

Once the SVE system achieves the TAGM cleanup objective outlined in the OM&M Plan, a smaller blower should be installed and the SVE vents should continue to operate as a sub-slab depressurization (SSD) system for the rear yard area.

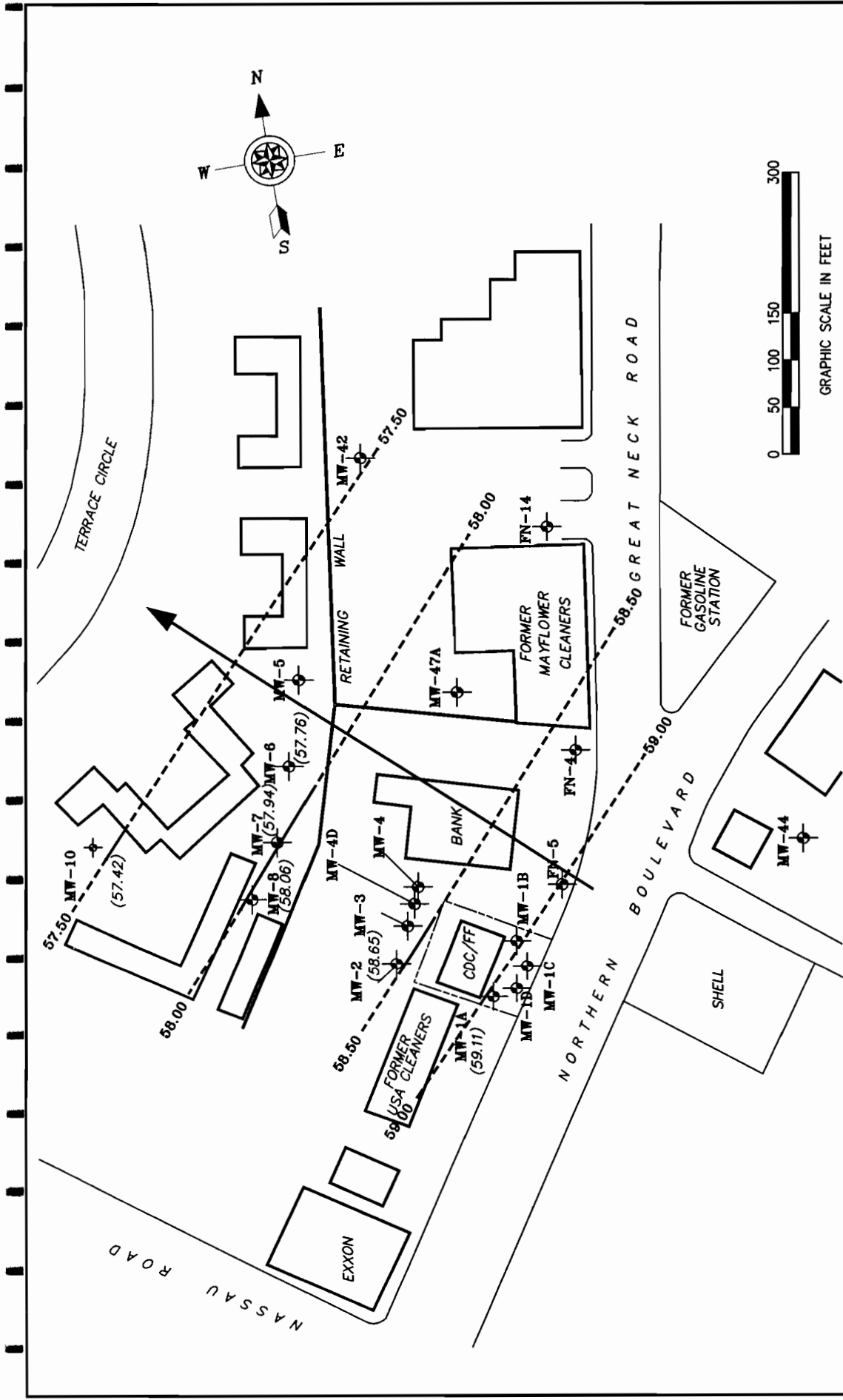
Groundwater monitoring at the Site should continue on an annual basis and include wells MW-1A, 1C, 2, 3, 4 and 4D. The water samples should be analyzed for Halogenated VOCs. Monitoring should continue until the NYSDEC approves to terminating the monitoring program. The termination goal should be several rounds of sample results with concentrations approaching 5 ppb, the NYSDEC TOGS (Ref. 5) for PCE.

The indoor air monitoring program should also continue. The current network of locations should be monitored annually during the Winter heating season. Monitoring should continue until the indoor air concentrations remain within the range of background for NYS for several sampling events and the NYSDEC approves terminating the monitoring program.

6.0 REFERENCES

1. CA RICH, (April 2003), Supplemental Investigation Work Plan, The Citizens Development Company / Flower Fashion Site, 47 Northern Blvd., Great Neck, New York.
2. CA RICH, (January 2005), Interim Remedial Measures Report – Part A, The Citizens Development Company / Flower Fashion Site, 47 Northern Blvd., Great Neck, New York.
3. CA RICH, (April 2005), Interim Remedial Measures Report – Part B, Final Engineering Report and Operations, Maintenance & Monitoring Plan, The Citizens Development Company / Flower Fashion Site, 47 Northern Blvd., Great Neck, New York.
4. NYSDEC, January 24, 1994, Technical and Administrative Guidance Memorandum: Determination of Soil Cleanup Objectives and Cleanup Levels.
5. NYSDEC, October 22, 1993, Technical and Operational Guidance Series (1.1.1) Ambient Water Quality Standards and Guidance Values.

Figures



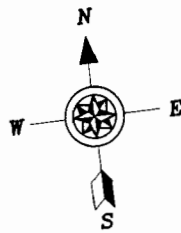
CA RICH CONSULTANTS, INC. Certified Ground-Water and Environmental Specialists 17 Dupont Street, Plainview, New York 11803	
TITLE	Groundwater Elevation Contour Map June 14, 2005
DATE	7/20/05
SCALE	1" = 150'
FIGURE	1
DRAWING NO:	CDC/FLOWER FASHION 47 NORTHERN BLVD. GREAT NECK, NY 11020
DRAWN BY:	S.T.M.
APPR. BY:	E.A.W.

Legend

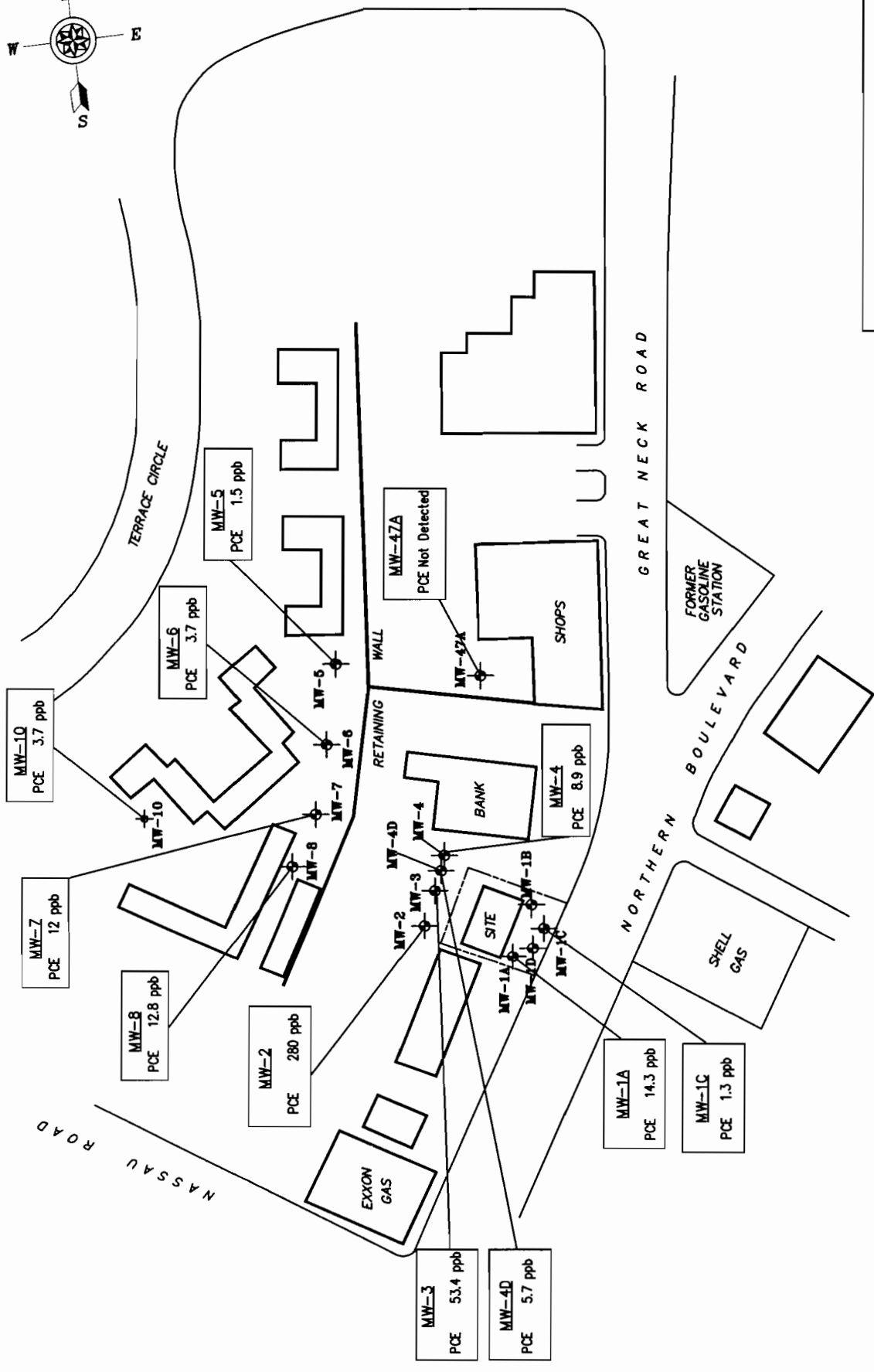
- ⊕ GROUNDWATER MONITORING WELL
- (59.11) GROUNDWATER ELEVATION IN FEET ABOVE MEAN SEA LEVEL
- GROUNDWATER ELEVATION CONTOUR IN FEET ABOVE MEAN SEA LEVEL (DASHED WHERE INFERRED)
- GENERAL DIRECTION OF GROUNDWATER ELEVATION FLOW

CONTOUR INTERVAL 0.5 FEET

Note:
Map adopted from Civil and Environmental Engineers, Inc.
Site Area Map dated May 16, 2002.



EAST MILL ROAD



Legend

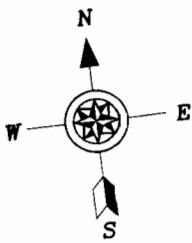
- GROUNDWATER MONITORING WELL
- ppb PARTS PER BILLION, MICROGRAMS PER LITER



GRAPHIC SCALE IN FEET

CA RICH CONSULTANTS, INC.	
Certified Ground-Water and Environmental Specialists 17 Dupont Street, Plainview, New York 11803	
TITLE	CONCENTRATIONS OF PERCHLOROETHYLENE "PCE" IN GROUNDWATER JUNE 14 and 15, 2005
DATE	7/20/05
SCALE	1" = 150'
DRAWN BY:	CDC/FLOWER FASHION
PROJECT NO.:	47 NORTHERN BLVD.
APPR. BY:	GREAT NECK, N Y 11020
FIGURE	2
DRAWING NO.:	1183-10(c)
S.T.M.:	E.A.W.

Note:
Map adapted from Civil and Environmental Engineers, Inc.
Site Area Map dated May 16, 2002.



HEALTH NUT (Upstairs)
PDM-3 1.4 ug/m³

OUTSIDE
PDM-6 5.7 ug/m³

FORMER CLEANERS
USA #45

AT&T (downstairs)
PDM-2 8.3 ug/m³

CDC/FF

AT&T (upstairs)
PDM-1 4.5 ug/m³

NW TESTROOM (downstairs)
PDM-4 8.8 ug/m³

BANK #55

RECEPTION (downstairs)
PDM-5 10 ug/m³

FORMER MAYFLOWER
CLEANERS

RETAINING WALL
USED DRY CLEANING
EQUIPMENT STORED
OUTDOORS

NORTHERN
BOULEVARD

GREAT NECK ROAD

Legend

⊕ AIR SAMPLE LOCATIONS



GRAPHIC SCALE IN FEET

Note:
Map adapted from Civil and Environmental Engineers, Inc.
Site Area Map dated May 16, 2002.

CA RICH CONSULTANTS, INC.

Certified Groundwater and Environmental Specialists
17 Dupont Street, Plainview, New York 11803

TITLE	PERCHLOROETHENE IN AIR SAMPLES June 24, 2005	DATE	7/20/05
FIGURE	3	SCALE	1" = 80'
DRAWING NO:	1192-1bb.2	DRAWN BY:	S.T.M.
		APPR. BY:	E.A.W.

Tables

Table 1
 Summary of Analytical Detections in Well MW-1A
 for Tetrachloroethen ("PCE") in Groundwater
 Citizen Development Company - Flower Fashion Site

Well ID	MW-1A	MW-1A	MW-1A	MW-1A	MW-1A	MW-1A	MW-1A	MW-1A	MW-1A	MW-1A	MW-1A	MW-1A	MW-1A	MW-1A	MW-1A	MW-1A	NYSDEC TOGS*
Date Sampled	02/01/91	03/01/91	04/01/91	05/01/91	06/01/91	07/01/91	02/01/93	03/01/93	07/01/97	01/21/2003	12/17/2003	06/15/2004	12/16/2004	06/14/2005			
Volatile Organics	ug/L	ug/L	ug/L	ug/L	ug/L	ug/L	ug/L	ug/L	ug/L	ug/L	ug/L	ug/L	ug/L	ug/L	ug/L	ug/L	ug/L
Tetrachloroethene	20	29	37	30	38	31	46	48	7	61.4	53.6	66.5	60.2	14.3	5		

Notes:

ND: Indicates compound analyzed but not detected at laboratory detection level.
 ug/L: micrograms per liter or parts per billion.

*NYSDEC Technical and Operational Guidance Series (1.1.1)
 Ambient Water Quality Standards and Guidance Values; 10-22-93

Prepared by CA Rich Consultants Inc.

H:\projects\CDC-Flgraph s wk4

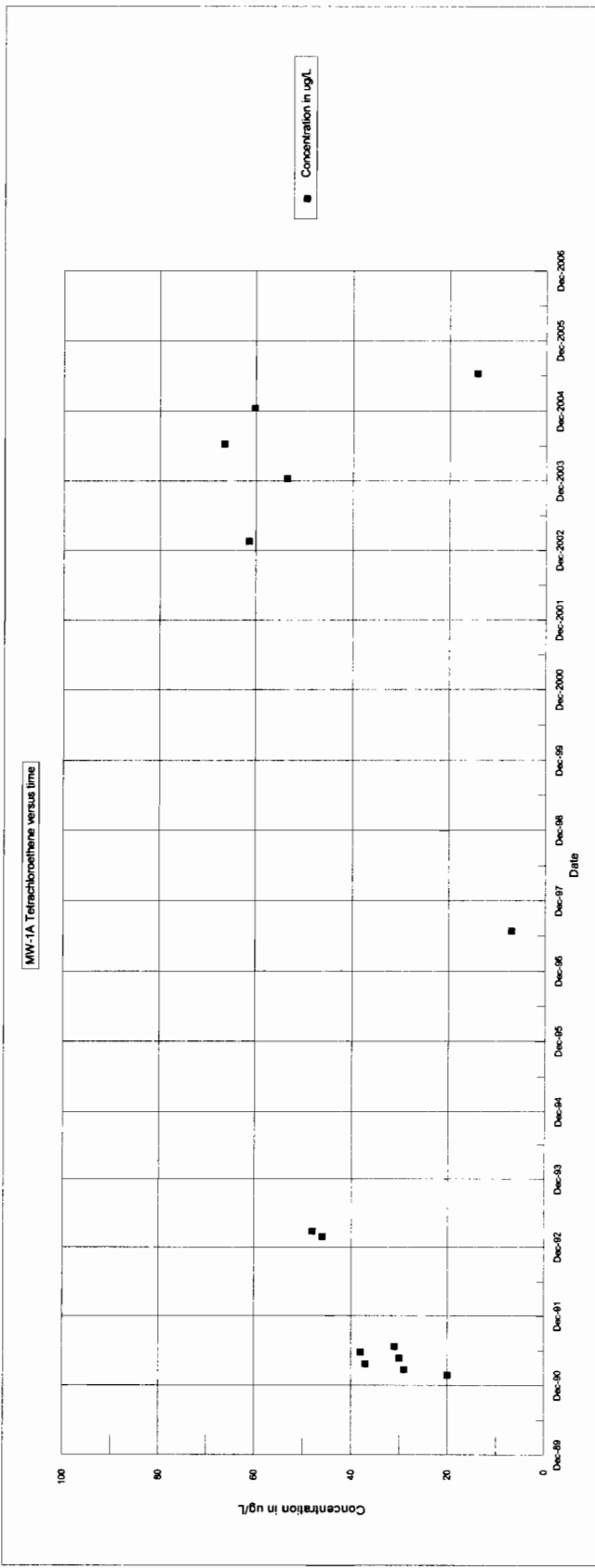


Table 2
Summary of Analytical Detections in Well MW-1B
for Tetrachloroethene ("PCE") in Groundwater
Citizen Development Company - Flower Fashion Site

Well ID	MW-1B	MW-1B	MW-1B	MW-1B	MW-1B	MW-1B	MW-1B	NYSDEC TOGS*
Date Sampled	02/01/93	03/01/93	07/01/93	04/20/2004	12/16/2004			
Volatle Organics								
Units	ug/L	ug/L	ug/L	ug/L	ug/L	ug/L	ug/L	ug/L
Tetrachloroethene	150	120	7	9.6	92.8			5

Notes:

ND: Indicates compound analyzed but not detected at laboratory detection level.
 ug/L: micrograms per liter or parts per billion.
 *NYSDEC Technical and Operational Guidance Series (1.1.1)
 Ambient Water Quality Standards and Guidance Values; 10-22-93

Prepared by CA Rich Consultants Inc.

H:\projects\CCDC-figraphs2.wk4

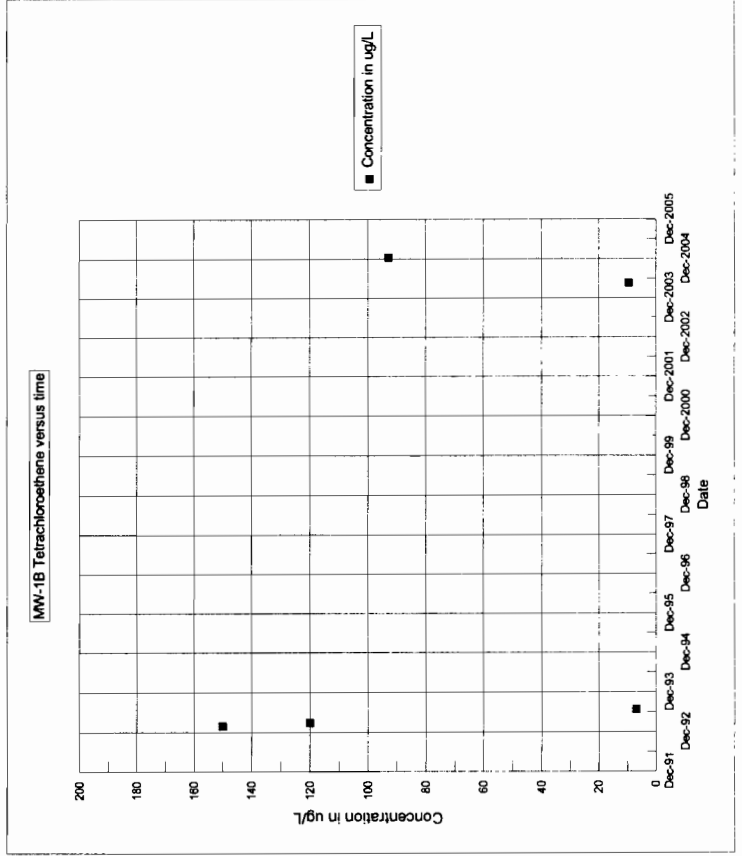


Table 3
Summary of Analytical Detections in Well MW-1C
for Tetrachloroethen ("PCE") in Groundwater
Citizen Development Company - Flower Fashion Site

Well ID	MW-1C	MW-1C	MW-1C	MW-1C	MW-1C	MW-1C	MW-1C	MW-1C	MW-1C	MW-1C	MW-1C	MW-1C	MW-1C	MW-1C	MW-1C	MW-1C	MW-1C	MW-1C	MW-1C	NYSDEC TOGS*
Date Sampled	02/01/93	03/01/93	07/01/97	10/01/99	10/01/2000	11/01/2001	10/10/2002	01/21/2003	12/17/2003	06/15/2004	12/16/2004	06/14/2005								
Volatile Organics	ug/L	ug/L	ug/L	ug/L	ug/L	ug/L	ug/L	ug/L	ug/L	ug/L	ug/L	ug/L	ug/L	ug/L	ug/L	ug/L	ug/L	ug/L	ug/L	ug/L
Tetrachloroethene	45	54	12	31	7	45	11.6	16.1	52	6.5	9.5	1.3								5

Notes:

ND: Indicates compound analyzed but not detected at laboratory detection level.
 ug/L: micrograms per liter or parts per billion.

*NYSDEC Technical and Operational Guidance Series (1.1.1)
 Ambient Water Quality Standards and Guidance Values; 10-22-93

Prepared by CA Rich Consultants Inc.

H:\projects\CDC-ff\graphs.wk4

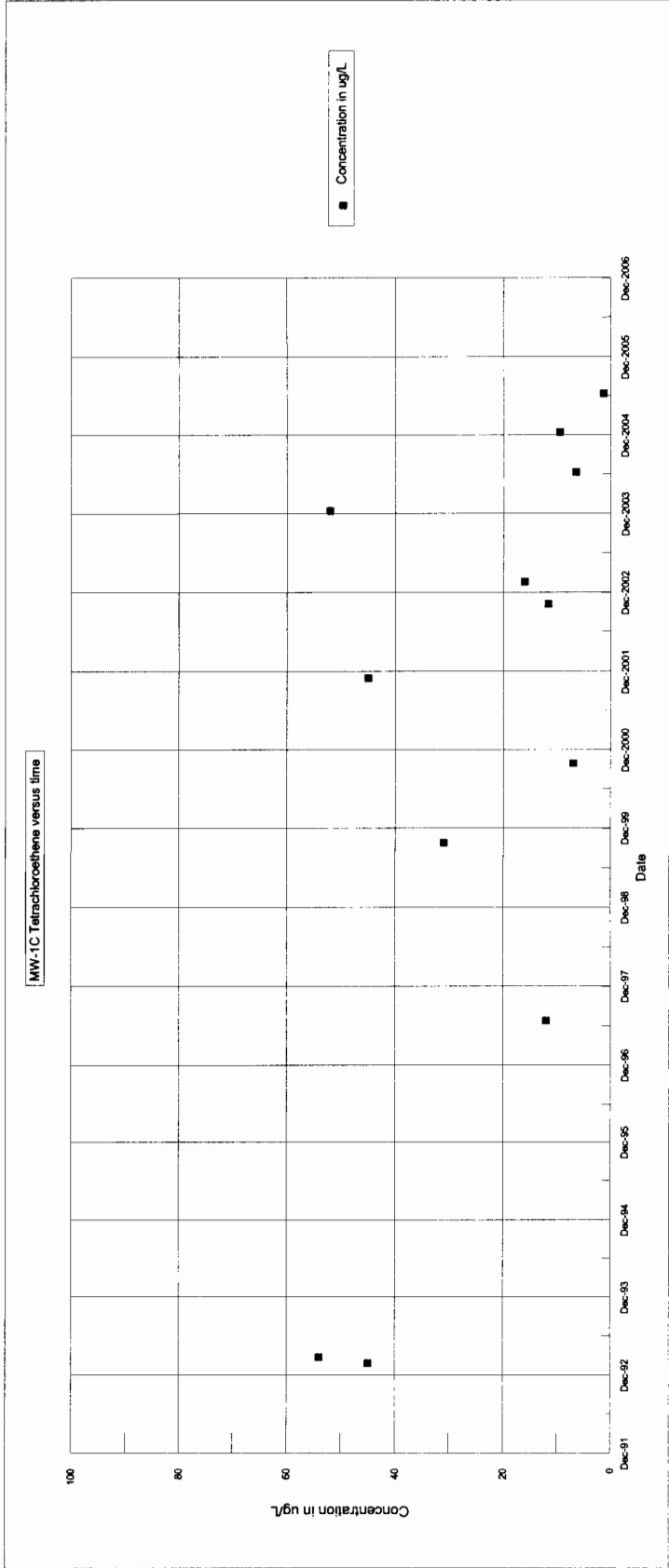


Table 4
 Summary of Analytical Detections in Well MW-1D
 for Tetrachloroethene ("PCE") in Groundwater
 Citizen Development Company - Flower Fashion Site

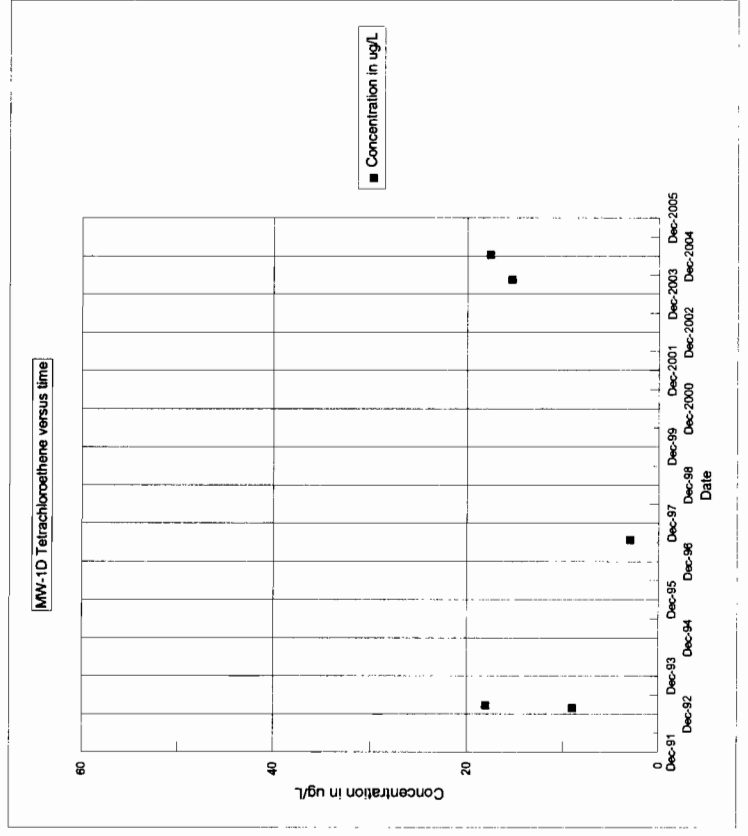
Well ID	MW-1D	MW-1D	MW-1D	MW-1D	MW-1D	MW-1D	NYSDEC
Date Sampled	02/01/93	03/01/93	07/01/97	04/20/2004	12/16/2004	12/16/2004	TOGS*
Volatile Organics							
Units	ug/L	ug/L	ug/L	ug/L	ug/L	ug/L	ug/L
Tetrachloroethene	9	18	3	15.4	17.6	17.6	5

Notes:

ND: Indicates compound analyzed but not detected at laboratory detection level.
 ug/L: micrograms per liter or parts per billion.
 *NYSDEC Technical and Operational Guidance Series (1.1.1)
 Ambient Water Quality Standards and Guidance Values; 10-22-93

Prepared by CA Rich Consultants Inc.

H:\projects\CDC-ff\graphs2.wk4



**Table 5
 Summary of Analytical Detections in Well MW-2
 for Tetrachloroethene ("PCE") in Groundwater
 Citizen Development Company - Flower Fashion Site**

Well ID	MW-2	MW-2	MW-2	MW-2	MW-2	MW-2	MW-2	MW-2	MW-2	MW-2	MW-2	MW-2	MW-2	MW-2	MW-2	MW-2	MW-2	NYSDEC TOGS*				
Date Sampled	02/01/91	03/01/91	04/01/91	05/01/91	06/01/91	07/01/91	07/01/91	07/01/91	07/01/91	07/01/91	07/01/91	10/01/99	10/01/2000	07/01/2001	11/01/2001	10/08/2002	01/22/2003	12/17/2003	06/15/2004	12/16/2004	06/14/2005	
Volatile Organics																						
Units	ug/L	ug/L	ug/L	ug/L	ug/L	ug/L	ug/L	ug/L	ug/L	ug/L	ug/L	ug/L	ug/L	ug/L	ug/L	ug/L	ug/L	ug/L	ug/L	ug/L	ug/L	ug/L
Tetrachloroethene	333	342	557	405	633	772	860	8	69	51	16	210	420	146	31.3	5.5	529	189	290	280	5	

Notes:

ND: Indicates compound analyzed but not detected at laboratory detection level.
 ug/L: micrograms per liter or parts per billion.

*NYSDEC Technical and Operational Guidance Series (1.1.1)
 Ambient Water Quality Standards and Guidance Values: 10-22-93

H:\projects\CDC-8\graphs\wd

Prepared by CA Rich Consultants Inc.

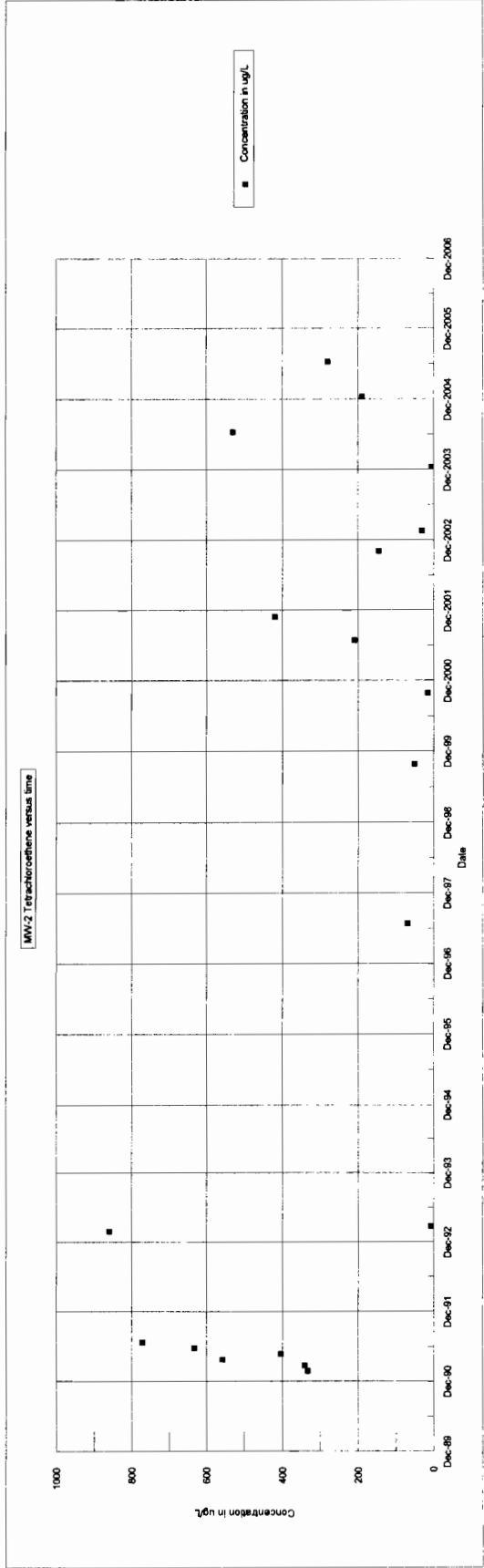


Table 7
 Summary of Analytical Detections in Well MW-4
 for Tetrachloroethene ("PCE") in Groundwater
 Citizen Development Company - Flower Fashion Site

Well ID	MW-4	MW-4	MW-4	MW-4	MW-4	MW-4	MW-4	MW-4	MW-4	MW-4	MW-4	MW-4	MW-4	MW-4	MW-4	MW-4	MW-4	MW-4	NYSDEC TOGS*
Date Sampled	02/01/91	03/01/91	04/01/91	05/01/91	06/01/91	07/01/91	02/01/93	03/01/93	07/01/97	10/01/99	10/01/2000	11/01/2000	07/01/2001	10/08/2002					
Volatiles Organics																			
Tetrachloroethene	327 ug/L	1,732 ug/L	1,441 ug/L	1,367 ug/L	1,479 ug/L	1,760 ug/L	1,800 ug/L	850 ug/L	180 ug/L	140 ug/L	41 ug/L	410 ug/L	620 ug/L	464 ug/L					5
Comments																			

Well ID	MW-4	MW-4	MW-4	MW-4	MW-4	MW-4	MW-4	MW-4	MW-4	MW-4	MW-4	MW-4	MW-4	MW-4	MW-4	MW-4	MW-4	MW-4	NYSDEC TOGS*
Date Sampled	01/22/2003	12/17/2003	06/15/2004	10/21/2004	10/26/2004	10/29/2004	11/05/2004	12/16/2004	03/25/2005	04/13/2005	04/20/2005	05/12/2005	05/26/2005	06/14/2005					
Volatiles Organics																			
Tetrachloroethene	48.7 ug/L	544 ug/L	480 ug/L	670 ug/L	520 ug/L	400 ug/L	610 ug/L	640 ug/L	460 ug/L	290 ug/L	210 ug/L	160 ug/L	190 ug/L	8.9 ug/L					5
Comments				Began Perm. Injections															

Notes:

ND: Indicates compound analyzed but not detected at laboratory detection level.
 ug/L: micrograms per liter or parts per billion.

*NYSDEC Technical and Operational Guidance Series (1.1.1)
 Ambient Water Quality Standards and Guidance Values; 10-22-93

Prepared by CA Rich Consultants Inc.

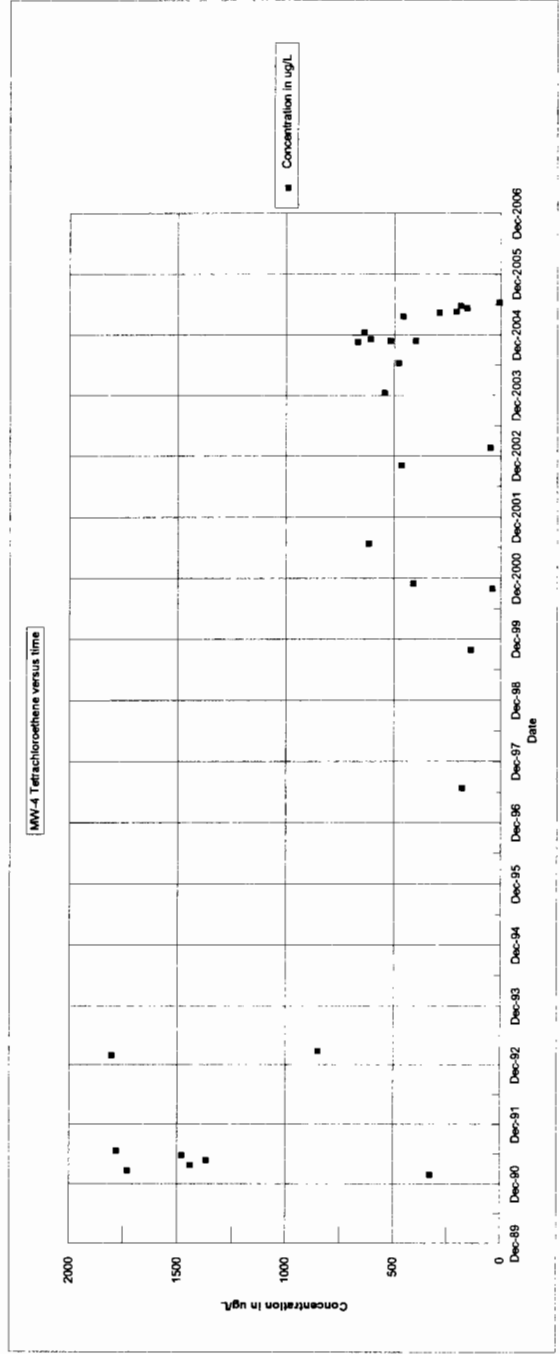


Table 8
 Summary of Analytical Detections in Well MW-4D
 for Tetrachloroethene ("PCE") in Groundwater
 Citizen Development Company - Flower Fashion Site

Well ID Date Sampled	MW-4D 11/01/2000	MW-4D 01/22/2003	MW-4D 12/17/2003	MW-4D 06/16/2004	MW-4D 12/16/2004	MW-4D 06/14/2005	NYSDEC TOGS*
Volatile Organics							
Units	ug/L	ug/L	ug/L	ug/L	ug/L	ug/L	ug/L
Tetrachloroethene	3.1	3.0	1.8	27.5	63.3	5.7	5

Notes:

ND: Indicates compound analyzed but not detected at laboratory detection level.
 ug/L: micrograms per liter or parts per billion.

*NYSDEC Technical and Operational Guidance Series (1.1.1)
 Ambient Water Quality Standards and Guidance Values: 10-22-93

Prepared by CA Rich Consultants Inc.

H:/projects/CDC-ffgraphs.wk4

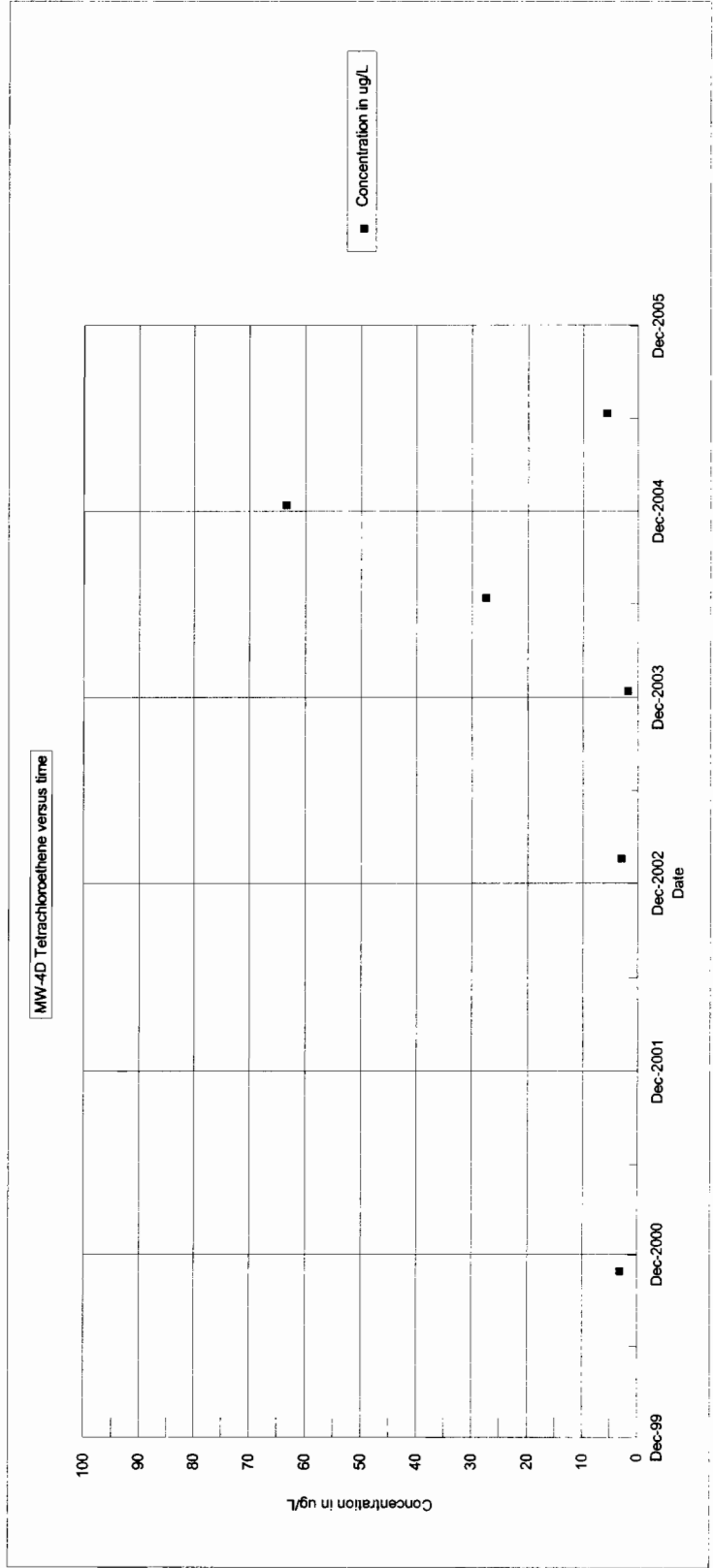


Table 9
Summary of Analytical Detections in Well MW-5
for Tetrachloroethene ("PCE") in Groundwater
Citizen Development Company - Flower Fashion Site

Well ID	MW-5	MW-5	MW-5	MW-5	MW-5	MW-5	MW-5	MW-5	NYSDEC TOGS*
Date Sampled	07/01/97	10/01/2000	11/01/2001	01/21/2003	06/15/2004	06/15/2005			
Volatile Organics									
Units	ug/L	ug/L	ug/L	ug/L	ug/L	ug/L	ug/L	ug/L	ug/L
Tetrachloroethene	3	ND	2	1.6	1.4	1.5			5

Notes:

ND: Indicates compound analyzed but not detected at laboratory detection level. *NYSDEC Technical and Operational Guidance Series (1.1.1) ug/L; micrograms per liter or parts per billion. Ambient Water Quality Standards and Guidance Values; 10-22-93

Prepared by CA Rich Consultants Inc.

H:\projects\CDC-ff\graphs.wk4

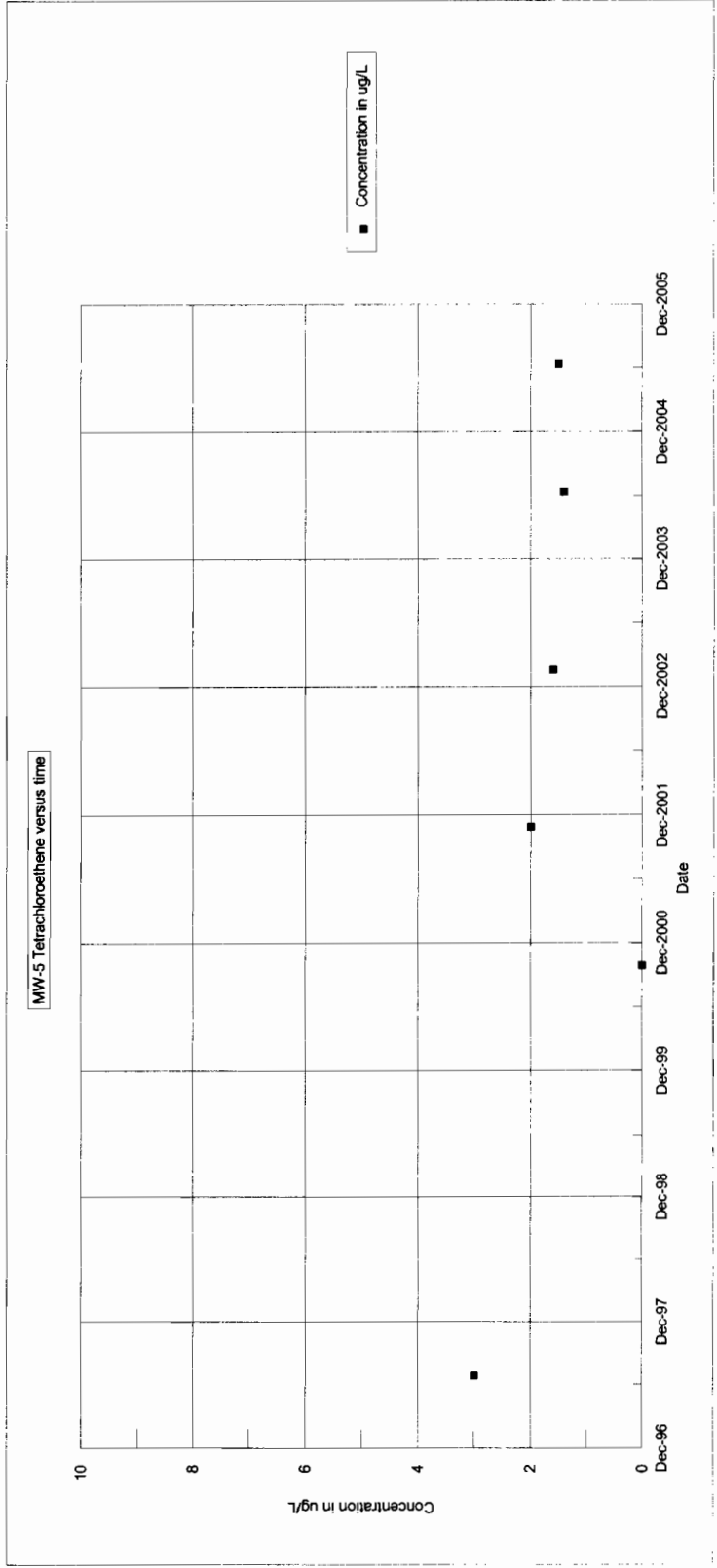


Table 10
Summary of Analytical Detections in Well MW-6
for Tetrachloroethene ("PCE") in Groundwater
Citizen Development Company - Flower Fashion Site

Well ID	MW-6	MW-6	MW-6	MW-6	MW-6	MW-6	MW-6	MW-6	MW-6	NYSDEC TOGS*
Date Sampled	07/01/97	10/01/99	11/01/2000	11/01/2001	01/21/2003	06/15/2004	06/15/2005			
Volatile Organics										
Units	ug/L	ug/L	ug/L	ug/L	ug/L	ug/L	ug/L	ug/L	ug/L	ug/L
Tetrachloroethene	25	56	4.2	48	34.5	10.4	3.7			5

Notes:

ND: Indicates compound analyzed but not detected at laboratory detection level.
 ug/L: micrograms per liter or parts per billion.

*NYSDEC Technical and Operational Guidance Series (1.1.1)

Ambient Water Quality Standards and Guidance Values; 10-22-93

Prepared by CA Rich Consultants Inc.

H:\projects\CDC-FR\graphs.wk4

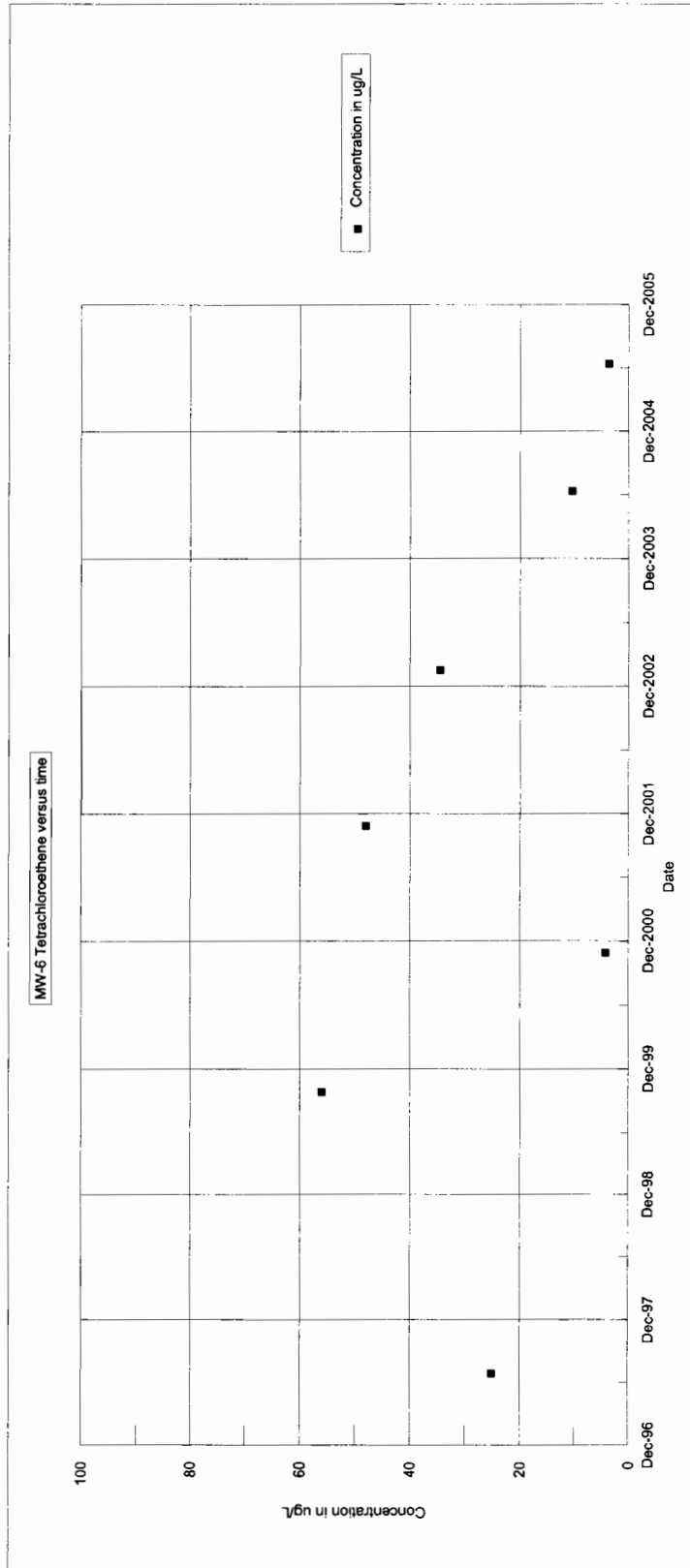


Table 11
 Summary of Analytical Detections in Well MW-7
 for Tetrachloroethene ("PCE") in Groundwater
 Citizen Development Company Flower Fashion Site

Well ID	MW-7	MW-7	MW-7	MW-7	MW-7	MW-7	MW-7	MW-7	MW-7	MW-7	MW-7	NYSDEC TOGS*
Date Sampled	07/01/97	10/01/99	11/01/2000	11/01/2001	01/21/2003	06/15/2004	06/15/2005					
Volatile Organics												
Units	ug/L	ug/L	ug/L	ug/L	ug/L	ug/L	ug/L	ug/L	ug/L	ug/L	ug/L	ug/L
Tetrachloroethene	6	36	2.1	35	16.9	19.1	12					5

Notes:

ND: Indicates compound analyzed but not detected at laboratory detection level.
 ug/L: micrograms per liter or parts per billion.

*NYSDEC Technical and Operational Guidance Series (1.1.1)

Ambient Water Quality Standards and Guidance Values; 10-22-93

Prepared by CA Rich Consultants Inc.

H:/projects/CDC-FR/Graphs.WK4

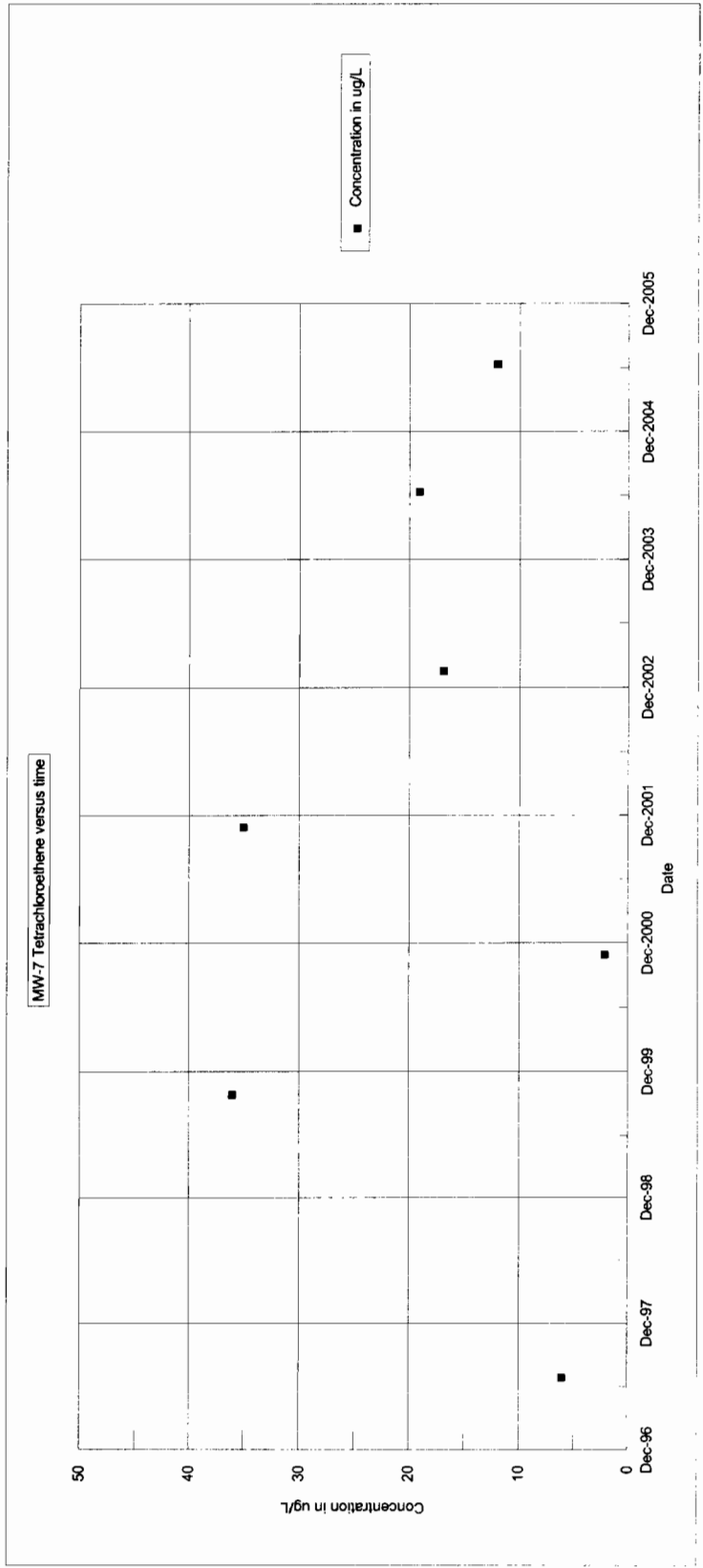


Table 12
Summary of Analytical Detections in Well MW-8
for Tetrachloroethen ("PCE") in Groundwater
Citizen Development Company - Flower Fashion Site

Well ID	MW-8	MW-8	MW-8	MW-8	MW-8	MW-8	MW-8	MW-8	MW-8	MW-8	MW-8	MW-8	NYSDEC TOGS*
Date Sampled	02/01/91	07/01/91	07/01/97	10/01/99	10/01/2000	11/01/2001	01/21/2003	06/15/2004	06/15/2005				
Units	ug/L	ug/L	ug/L	ug/L	ug/L	ug/L	ug/L	ug/L	ug/L	ug/L	ug/L	ug/L	ug/L
Tetrachloroethane	57	58	2	ND	ND	6	1.2	0.48	12.8				5

Notes:

ND: Indicates compound analyzed but not detected at laboratory detection level.
 ug/L: micrograms per liter or parts per billion.

*NYSDEC Technical and Operational Guidance Series (1.1.1)
 Ambient Water Quality Standards and Guidance Values; 10-22-93

Prepared by CA Rich Consultants Inc.

H:\projects\CDC-ffgraphs.wk4

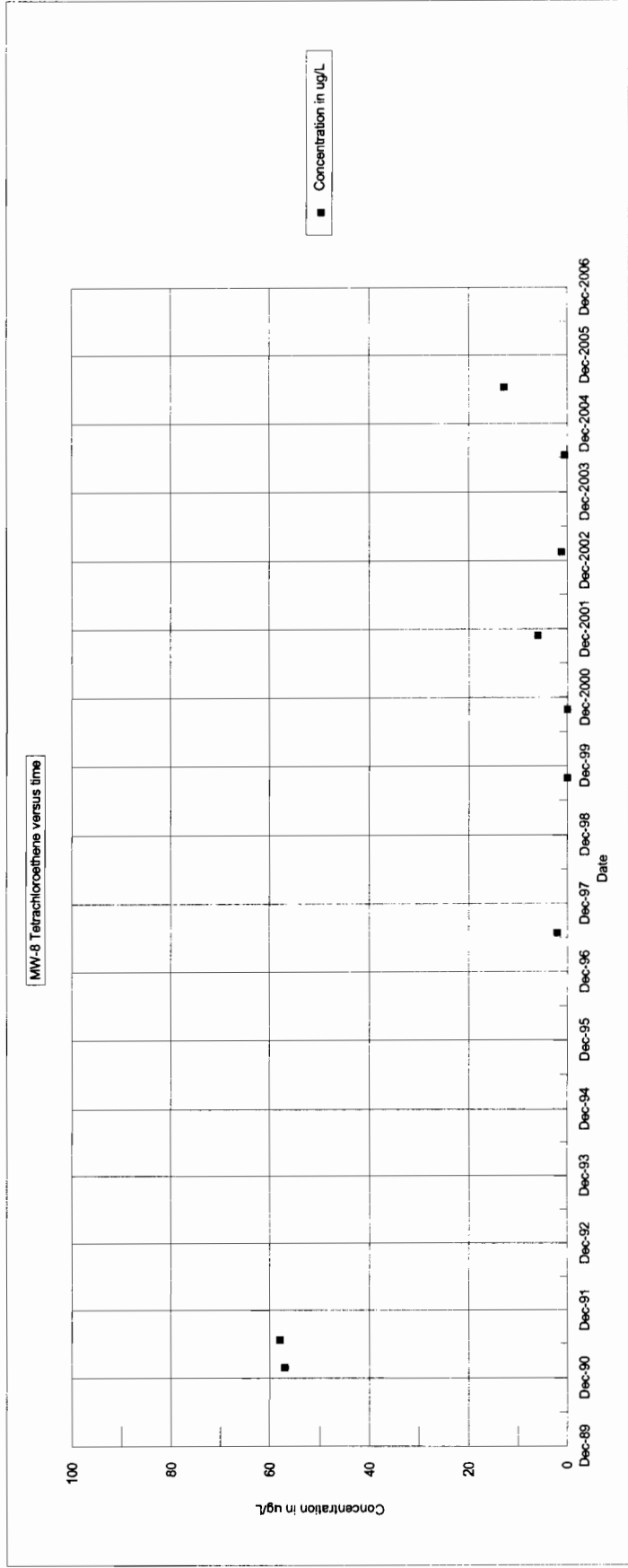


Table 13
Summary of Analytical Detections in Well MW-10
for Tetrachloroethen ("PCE") in Groundwater
Citizen Development Company - Flower Fashion Site

Well ID	MW-10	MW-10	MW-10	MW-10	MW-10	MW-10	MW-10	MW-10	MW-10	NYSDEC TOGS*
Date Sampled	02/01/91	07/01/91	07/01/97	11/01/2001	01/21/2003	06/15/2004	06/15/2005			
Volatile Organics										
Units	ug/L	ug/L	ug/L	ug/L	ug/L	ug/L	ug/L	ug/L	ug/L	ug/L
Tetrachloroethene	46	104	4	2	2.9	3.5	3.7			5

Notes:

ND: Indicates compound analyzed but not detected at laboratory detection level.
 ug/L: micrograms per liter or parts per billion.

*NYSDEC Technical and Operational Guidance Series (1.1.1)
 Ambient Water Quality Standards and Guidance Values: 10-22-93

Prepared by CA Rich Consultants Inc.

H:\projects\CDC-ff\graphs.wk4

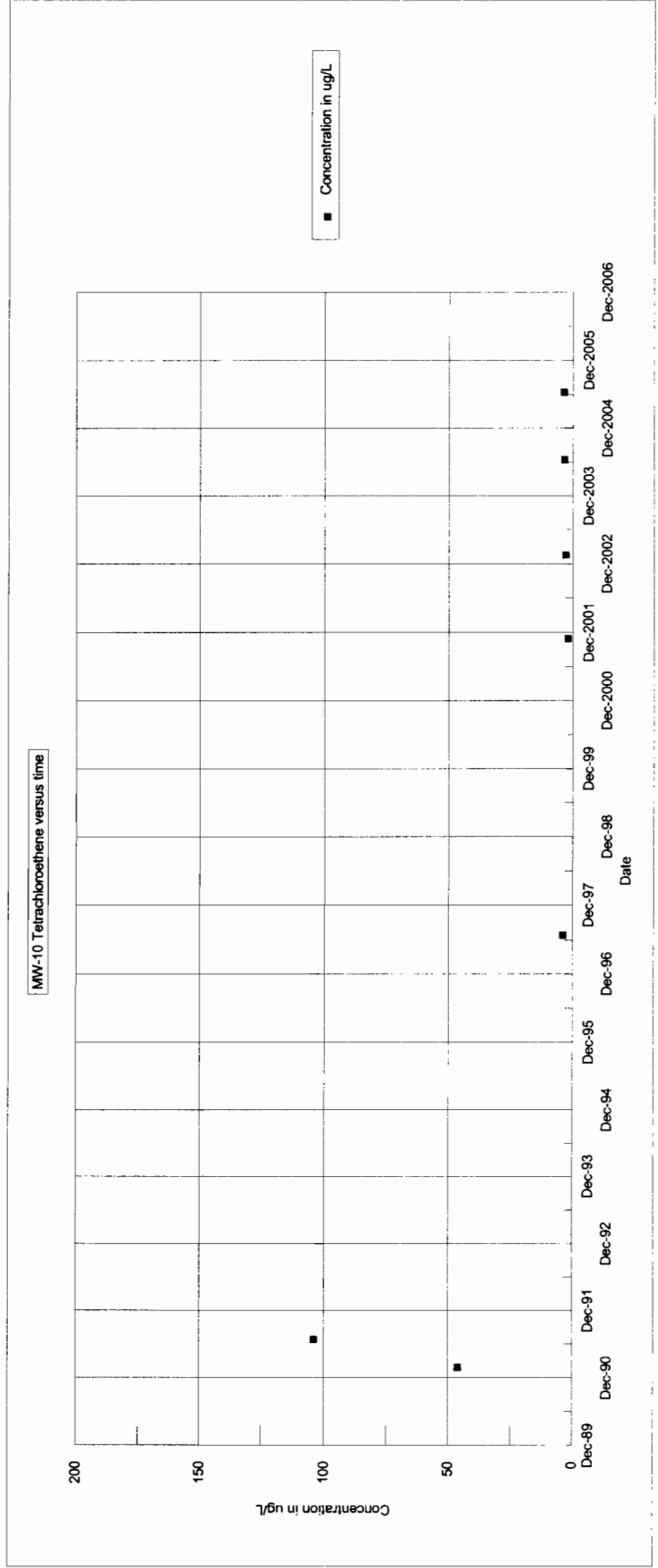


Table 14
 Summary of Analytical Detections in Well MW-47A
 for Tetrachloroethene ("PCE") in Groundwater
 Citizen Development Company - Flower Fashion Site

Well ID	MW-47A	MW-47A	MW-47A	MW-47A	MW-47A	MW-47A	MW-47A	NYSDEC TOGS*
Date Sampled	02/01/91	07/01/91	01/22/2003	06/15/2004	06/15/2004	06/15/2005		
Volatile Organics								
Units	ug/L	ug/L	ug/L	ug/L	ug/L	ug/L	ug/L	ug/L
Tetrachloroethene	100	109	ND	ND	ND	ND	ND	5

Notes:

ND: Indicates compound analyzed but not detected at laboratory detection level.
 ug/L: micrograms per liter or parts per billion.

*NYSDEC Technical and Operational Guidance Series (1.1.1)
 Ambient Water Quality Standards and Guidance Values; 10-22-93

Prepared by CA Rich Consultants Inc.

H:\projects\CDC-ff\graphs.wk4

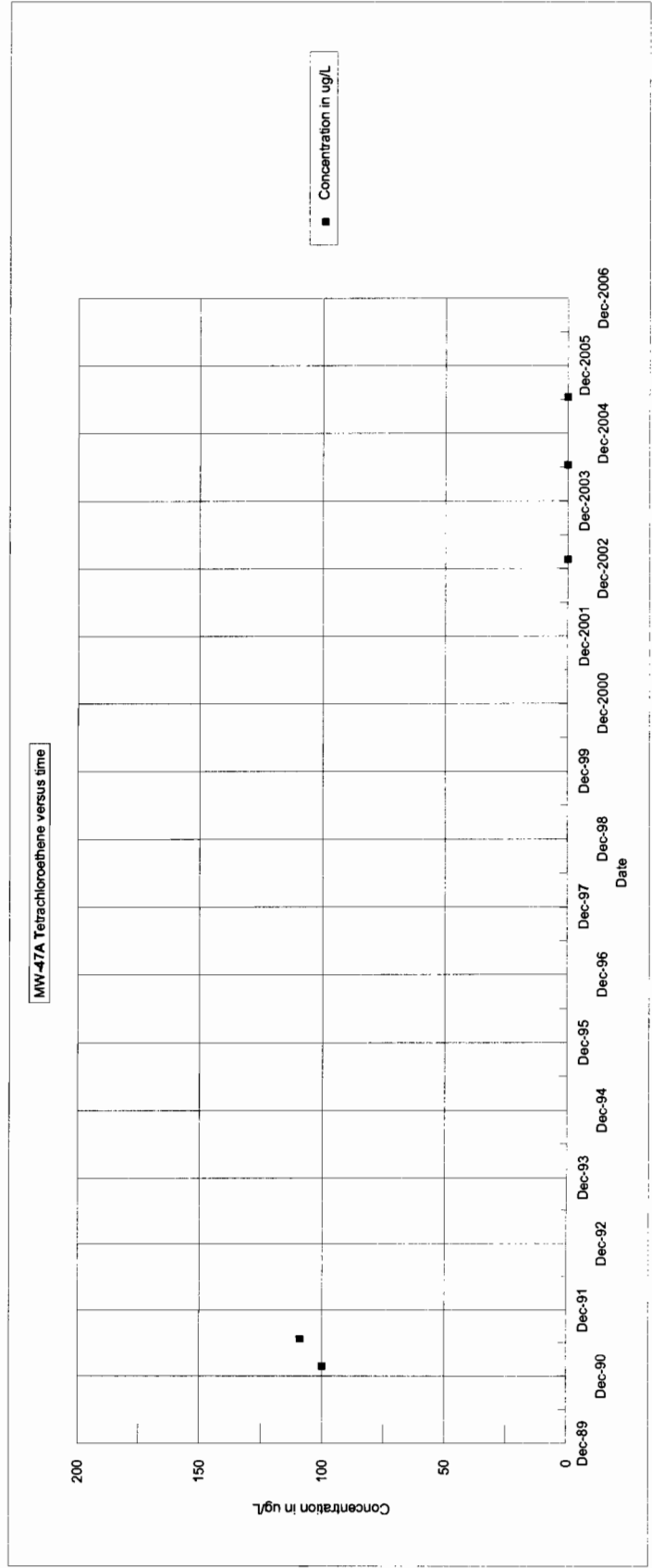


Table 15
Citizens Development Co./Flower Fashion Site
Summary of Perchloroethene Indoor Air Readings
Units - ug/m3

Sample #:	PDM-1	PDM-2	PDM-3	PDM-4	PDM-5	PDM-6*
Location:	AT&T	AT&T	Heath Nut	55 No. Blvd. NW test rm.	55 No. Blvd. Reception	Outdoors
Level:	(Ground Fl.)	(Downstairs)	(Ground Fl.)	(Downstairs)	(Downstairs)	NA
<u>Date</u>						
11/20/02	120	280	NA	170	150	7
12/02/03	27	18	4	47	47	6.4
06/15/04	22	27	6.6	39	39	10
12/17/04	47	52	5.5	70	91	2.6
06/23/05	4.5	8.3	1.4	8.8	10	5.7

Notes:

- 1-AT&T store now known as Cingular
- 2-Subslab venting system in basement of AT&T installed during the Spring of 2002
- 3-SVE system in rear yard installed January 2005
- 4-November 20, 2002 samples collected and analyzed by NYSDOH

* - Outdoor air sample

NA - Not Analyzed

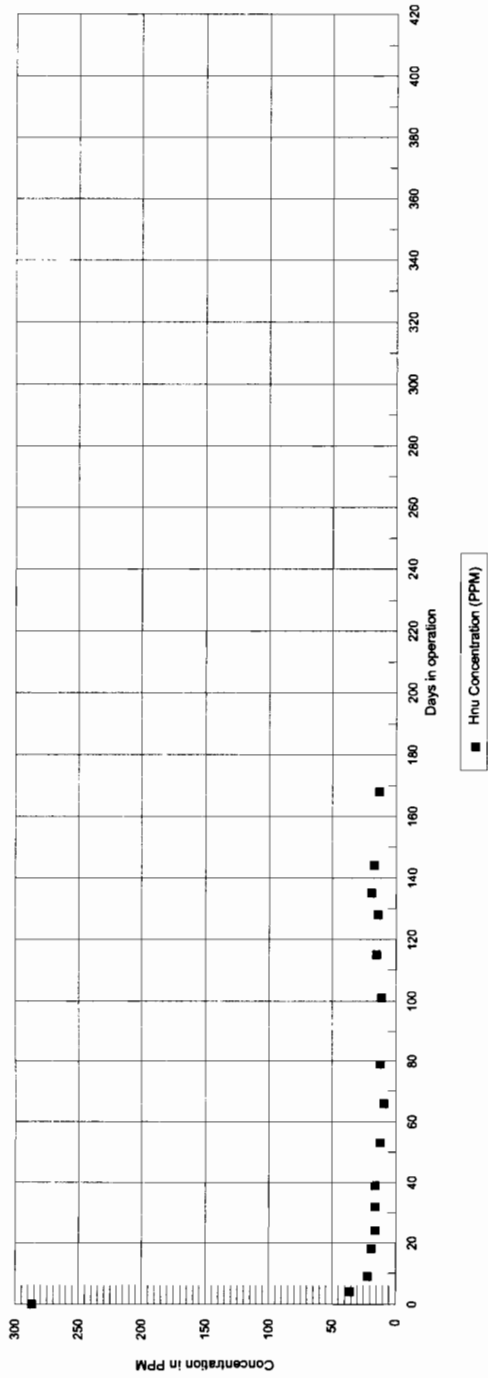
See attached Figure 3 for sample locations

Table 16
Soil Vapor Extraction Readings
Citizen Development Company - Flower Fashion
47 Northern Boulevard, Great Neck, NY

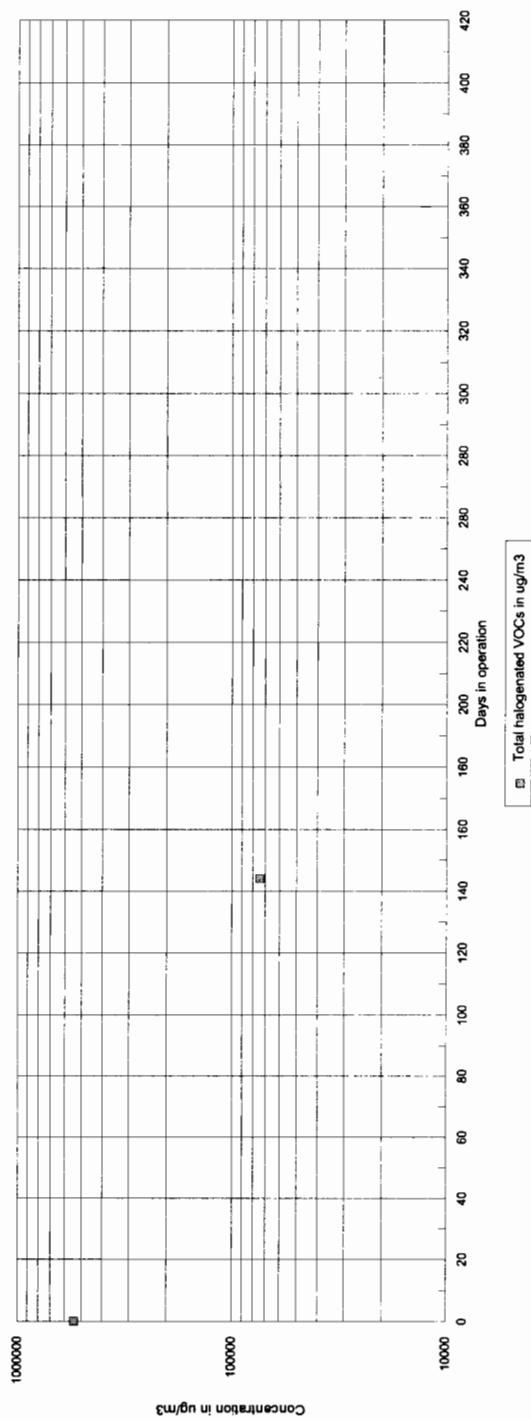
Date	Number of Days in Operation	MiniRae PID Before Carbon*	PCE Before Carbon**	TCE Before Carbon**	DCE Before Carbon**	Vinyl Chloride Before Carbon**	Total VOCs Before Carbon**	Comments
01/31/05	0	287	540,000	1,100	670	ND	541,770	Pilot Test & System Start-up - tube sample
02/04/05	4	36						Inject 10 gals. (5%) sodium permanganate
02/09/05	9	22						Inject 10 gals. (5%) sodium permanganate
02/18/05	18	19						Inject 10 gals. (5%) sodium permanganate
02/24/05	24	16						Inject 10 gals. (5%) sodium permanganate
03/04/05	32	16						Inject 10 gals. (5%) sodium permanganate
03/11/05	39	16						Inject 10 gals. (5%) sodium permanganate
03/25/05	53	12						Inject 10 gals. (5%) sodium permanganate
04/07/05	66	9						Inject 10 gals. (5%) sodium permanganate
04/20/05	79	12						Inject 10 gals. (5%) sodium permanganate
05/12/05	101	11						Inject 10 gals. (5%) sodium permanganate
05/26/05	115	15						Inject 10 gals. (5%) sodium permanganate
06/08/05	128	14						Inject 10 gals. (5%) sodium permanganate
06/15/05	135	19						Inject 10 gals. (5%) sodium permanganate
06/24/05	144	17	74,000	ND	ND	ND	74,000	Inject 10 gals. (5%) sodium permanganate
07/18/05	168	13						

Notes: * - MiniRae PID field meter measures total VOCs in PPM
 ** - All laboratory analyses reported in ug/m3
 ND - Non Detect.

PID Vapor Readings Versus Time of Operation



Laboratory Vapor Readings Versus Time of Operation



Appendix A

**Appendix A. Groundwater
Laboratory Data**

Technical Report for

C. A. Rich Consultants

Flower Station, 47 Northern Boulevard, Great Neck, NY

Accutest Job Number: J1826

Sampling Dates: 06/14/05 - 06/15/05

Report to:


C. A. Rich Consultants
17 Dupont Street
Plainview, NY 11803

ATTN: Steve Sobstyl

Total number of pages in report: 319



Test results contained within this data package meet the requirements of the National Environmental Laboratory Accreditation Conference and/or state specific certification programs as applicable.


Vincent J. Pugliese
President

Certifications: NJ(12129), NY(10983), CA, CT, DE, FL, IL, IN, KS, KY, LA, MA, MD, MI, MT, NC, PA, RI, SC, TN, VA, WV

This report shall not be reproduced, except in its entirety, without the written approval of Accutest Laboratories.

Sample Summary

C. A. Rich Consultants

Job No: J1826

Flower Station, 47 Northern Boulevard, Great Neck, NY

Sample Number	Collected		Received	Matrix		Client Sample ID
	Date	Time By		Code	Type	
J1826-1	06/14/05	11:10 SS	06/16/05	AQ	Ground Water	MW-1A
J1826-2	06/14/05	11:23 SS	06/16/05	AQ	Ground Water	MW-1C
J1826-2D	06/14/05	11:23 SS	06/16/05	AQ	Water Dup/MSD	MW-1C
J1826-2S	06/14/05	11:23 SS	06/16/05	AQ	Water Matrix Spike	MW-1C
J1826-3	06/14/05	12:00 SS	06/16/05	AQ	Ground Water	MW-2
J1826-4	06/14/05	12:18 SS	06/16/05	AQ	Ground Water	MW-3
J1826-5	06/14/05	12:25 SS	06/16/05	AQ	Ground Water	MW-4
J1826-6	06/14/05	12:25 SS	06/16/05	AQ	Ground Water	MW-99
J1826-7	06/14/05	12:42 SS	06/16/05	AQ	Ground Water	MW-4D
J1826-8	06/15/05	11:16 SS	06/16/05	AQ	Ground Water	MW-5
J1826-9	06/15/05	11:45 SS	06/16/05	AQ	Ground Water	MW-6
J1826-10	06/15/05	12:08 SS	06/16/05	AQ	Ground Water	MW-7
J1826-11	06/15/05	12:30 SS	06/16/05	AQ	Ground Water	MW-8

Sample Summary (continued)

C. A. Rich Consultants

Job No: J1826

Flower Station, 47 Northern Boulevard, Great Neck, NY

Sample Number	Collected		Received	Matrix		Client Sample ID
	Date	Time By		Code	Type	
J1826-12	06/15/05	12:55 SS	06/16/05	AQ	Ground Water	MW-10
J1826-13	06/15/05	13:20 SS	06/16/05	AQ	Ground Water	MW-47A
J1826-14	06/15/05	11:30 SS	06/16/05	AQ	Field Blank Water	FB- 6/15
J1826-15	06/15/05	13:20 SS	06/16/05	AQ	Trip Blank Water	TB- 6/15

Table of Contents
 Category B Deliverables
 For
 New York Analytical Services Protocol (ASP)

	Page Reference
<u>TITLE/COVER PAGE</u>	2-3
<u>TABLE OF CONTENTS</u>	4-10
<u>SDG NARRATIVE</u>	11
 <u>NYSDEC DATA PACKAGE SUMMARY FORMS</u>	
A. Sample Identification and Analytical Requirement Summary	12-43
B. Sample Preparation and Analysis Summaries	44
i. Analytical Protocol	
ii. Extraction and Clean-up Methods	
 <u>CHAIN-OF-CUSTODY FORMS</u>	45-48
 <u>SAMPLE TRACKING CHRONICLE/METHOD REFERENCE</u>	49-50
 <u>SECTION 1 GC/MS DATA (Volatile Organics)</u>	
A. Quality Control Summary	51-80
i. Method Blank Summary	
ii. Blank Spike Summary	
iii. Matrix Spike/Matrix Spike Duplicate Summary	
iv. Tune Summary	
v. Internal Standard Area and Retention Time Summary	
vi. Surrogate Percent Recovery Summary	
vii. Method Detection Limits	
B. Sample Data (packages sorted by increasing sample #)	81-159
i. TCL Results Organic Analysis Data Sheet	
ii. Tentatively Identified Compounds (If Requested)	
iii. Sample Reconstructed Total Ion Chromatogram (RIC) and Quant Report	
iv. Mass Spectra of Target Compounds	
v. Library Search for NonTarget Compounds (If Requested)	
C. Standards Data	160-212
i. Initial Calibration -	
- Reconstructed Ion Chromatograms and Quant Reports	
- Initial Calibration Data	
ii. Continuing Calibration -	
- Reconstructed Ion Chromatograms and Quant Reports	
D. Raw Quality Control Data	213-312
i. BFB	
- Bar Graph Spectrum	
- Mass Listing	
- Reconstructed Total Ion Chromatogram (RIC)	

**Table of Contents
Category B Deliverables
For
New York Analytical Services Protocol (ASP)**

**Page
Reference**

ii.	Blank Data -	<ul style="list-style-type: none"> - Tabulated Results - Tentatively Identified Compounds - Reconstructed Ion Chromatograms and Quant Reports - Mass Spectra of Target Compounds - Library Search for Non-Target Compounds - Quantitation of Non-Target Compounds 	
iii.	Blank Spike Data -	<ul style="list-style-type: none"> - Tabulated Results - Reconstructed Ion Chromatograms and Quant Reports 	
iv.	Matrix Spike/Matrix Spike Duplicate Data -	<ul style="list-style-type: none"> - Tabulated Results - Reconstructed Ion Chromatograms and Quant Reports 	
E.	Miscellaneous.....	313-319
i.	Instrument Run Log		
ii.	Extraction Log		

SECTION 1 GC/MS DATA (Semi-Volatile Organics)

A.	Quality Control Summary.....	
i.	Method Blank Summary		
ii.	Blank Spike Summary		
iii.	Matrix Spike/Matrix Spike Duplicate Summary		
iv.	Tune Summary		
v.	Internal Standard Area and Retention Time Summary		
vi.	Surrogate Percent Recovery Summary		
vii.	Method Detection Limits		
B.	Sample Data (packages sorted by increasing sample #).....	
i.	TCL Results Organic Analysis Data Sheet		
ii.	Tentatively Identified Compounds (If Requested)		
iii.	Sample Reconstructed Total Ion Chromatogram (RIC) and Quant Report		
iv.	Mass Spectra of Target Compounds		
v.	Library Search for NonTarget Compounds (If Requested)		
C.	Standards Data.....	
i.	Initial Calibration -	<ul style="list-style-type: none"> - Reconstructed Ion Chromatograms and Quant Reports - Initial Calibration Data 	
ii.	Continuing Calibration -	<ul style="list-style-type: none"> - Reconstructed Ion Chromatograms and Quant Reports - Internal Standard Area Summary 	
iii.	GPC Calibration Data (if GPC Performed)		

**Table of Contents
Category B Deliverables
For
New York Analytical Services Protocol (ASP)**

	Page Reference
D. Raw Quality Control Data.....	_____
i. DFTPP -	
- Bar Graph Spectrum	
- Mass Listing	
- Reconstructed Total Ion Chromatogram (RIC)	
ii. Blank Data -	
- Tabulated Results	
- Tentatively Identified Compounds	
- Reconstructed Ion Chromatograms and Quant Reports	
- Mass Spectra of Target Compounds	
- Library Search for Non-Target Compounds	
- Quantitation of Non-Target Compounds	
iii. Blank Spike Data -	
- Tabulated Results	
- Reconstructed Ion Chromatograms and Quant Reports	
iv. Matrix Spike/Matrix Spike Duplicate Data -	
- Tabulated Results	
- Reconstructed Ion Chromatograms and Quant Reports	
E. Miscellaneous.....	_____
i. Instrument Run Log	
ii. Extraction Log	

SECTION 2 GC DATA (Pesticides)

A. Quality Control Summary.....	_____
i. Method Blank Result Summary	
ii. Blank Spike Summary	
iii. Matrix Spike/Matrix Spike Duplicate Summary	
iv. Surrogate Percent Recovery Summary	
v. Retention Time Summary/Breakdown Summary	
B. Sample Data (packages sorted by increasing sample #).....	_____
i. TCL Results - Organic Analysis Data Sheet	
ii. GC Chromatograms (Primary and Secondary Column)	
iii. GC Integration Report and Calibration Plots	
- 4,4'-DDT, 4,4'-DDD, 4,4'-DDE or Toxaphene -	
iv. GC/MS Confirmation (if Performed) -	
- Reconstructed Ion Chromatograms	
- Mass Spectra of Superfund Target Compounds	

Table of Contents
Category B Deliverables
For
New York Analytical Services Protocol (ASP)

**Page
Reference**

C.	Standards Data.....	_____
	i. Initial Calibration Data	
	ii. Analyte Resolution Summary -	
	iii. Calibration Verification Summary -	
	- Performance Evaluation Mixtures and Instrument Blanks	
	- Mid Point Concentrations of Individual Standard Mixtures A and B and Instrument Blanks	
	iv. Continuing Calibration Data -	
	v. Analytical Sequence -	
	vi. Florisil Cartridge Check -	
	i. GPC Calibration Data (if GPC Performed)	
	vii. Identification Summary for Single Component Analytes	
	viii. Standard and GPC Chromatograms and Data System Printouts	
	ix. Retention Time and Corresponding Peak Areas	
D.	Raw Quality Control Data.....	_____
	i. Blank Data	
	- Tabulated Results	
	- Chromatograms and Data System Printouts	
	ii. Matrix Spike/Matrix Spike Duplicate Data	
	- Tabulated Results	
	- Chromatograms and Data System Printouts	
	iii. Blank Spike Data	
	- Tabulated Results	
	- Chromatograms and Quant Reports	
F.	Miscellaneous.....	_____
	i. Instrument Run Log	
	ii. Extraction Log	

SECTION 2 GC DATA (Polychlorinated Biphenyls)

B.	Quality Control Summary.....	_____
	i. Method Blank Result Summary	
	ii. Blank Spike Summary	
	iii. Matrix Spike/Matrix Spike Duplicate Summary	
	iv. Surrogate Percent Recovery Summary	
	v. Retention Time Summary	
E.	Sample Data (packages sorted by increasing sample #).....	_____
	i. TCL Results - Organic Analysis Data Sheet	
	ii. GC Chromatograms (Primary and Secondary Column)	
	iii. GC/MS Confirmation (if Performed) -	
	- Reconstructed Ion Chromatograms	
	- Mass Spectra of Superfund Target Compounds	

**Table of Contents
Category B Deliverables
For
New York Analytical Services Protocol (ASP)**

Page
Reference

F.	Standards Data.....	_____
	<ul style="list-style-type: none"> i. Initial Calibration Data ii. Analyte Resolution Summary iii. Calibration Verification Summary <ul style="list-style-type: none"> - Performance Evaluation Mixtures and Instrument Blanks - Mid Point Concentrations of Individual Standard Mixtures A and B and Instrument Blanks iv. Continuing Calibration Data – v. Analytical Sequence vi. Florisil Cartridge Check iii. GPC Calibration Data (if GPC Performed) vii. Identification Summary for MultiComponent Analytes viii. Standard and GPC Chromatograms and Data System Printouts ix. Retention Time and Corresponding Peak Areas x. 	
G.	Raw Quality Control Data.....	_____
	<ul style="list-style-type: none"> i. Blank Data <ul style="list-style-type: none"> - Tabulated Results - Chromatograms and Data System Printouts ii. Matrix Spike/Matrix Spike Duplicate Data <ul style="list-style-type: none"> - Tabulated Results - Chromatograms and Data System Printouts iii. Blank Spike Data <ul style="list-style-type: none"> - Tabulated Results - Chromatograms and Quant Reports 	
G.	Miscellaneous.....	_____
	<ul style="list-style-type: none"> i. Instrument Run Log ii. Extraction Log 	

SECTION 2 GC DATA (Miscellaneous Gas Chromatography)

A.	Quality Control Summary.....	_____
	<ul style="list-style-type: none"> i. Method Blank Result Summary ii. Blank Spike Summary iii. Matrix Spike/Matrix Spike Duplicate Summary iv. Surrogate Percent Recovery Summary v. Retention Time Summary/Method Detection Limits 	
B.	Sample Data (packages sorted by increasing sample #).....	_____
	<ul style="list-style-type: none"> i. TCL Results - Organic Analysis Data Sheet ii. GC Chromatograms (Primary and Secondary Column) iii. GC/MS Confirmation (if Performed) - <ul style="list-style-type: none"> - Reconstructed Ion Chromatograms - Mass Spectra of Superfund Target Compounds 	

**Table of Contents
Category B Deliverables
For
New York Analytical Services Protocol (ASP)**

Page
Reference

C.	Standards Data.....	1
	i. Initial Calibration Data	
	ii. Analyte Resolution Summary	
	iii. Calibration Verification Summary	
	- Performance Evaluation Mixtures and Instrument Blanks	
	- Mid Point Concentrations of Individual Standard Mixtures A and B and Instrument Blanks	
	iv. Continuing Calibration Data	
	v. Analytical Sequence	
	vi. Florisil Cartridge Check	
	vii. Identification Summary for Single Component and Multicomponent Analytes	
	viii. Standard Chromatograms and Data System Printouts	
	ix. Retention Time and Corresponding Peak Areas	
D.	Raw Quality Control Data.....	1
	i. Blank Data	
	- Tabulated Results	
	- Chromatograms and Data System Printouts	
	ii. Matrix Spike/Matrix Spike Duplicate Data	
	- Tabulated Results	
	- Chromatograms and Data System Printouts	
	iii. Blank Spike Data	
	- Tabulated Results	
	- Chromatograms and Quant Reports	
E.	Miscellaneous.....	1
	i. Instrument Run Log	
	ii. Extraction Log	

SECTION 3 INORGANICS DATA

A.	Results - Inorganic Analysis Data Sheet.....	1
B.	Quality Control Data.....	1
	i. Initial and Continuing Calibration Blanks	
	ii. Initial and Continuing Calibration Check	
	iii. High and Low Check Standards	
	iv. Interference Element Check Standards	
	v. Method Blank Summary	
	vi. Matrix Spike and Duplicate Results Summary	
	vii. Lab Control and Spike Blank Results Summary	
	viii. Serial Dilution Summary	
	ix. Additional Quality Control Information	
C.	Verification of Instrument Parameters.....	1
	i. Instrument Detection Limits (Semiannually)	
	ii. ICP Interelement Correction Factors (Annually)	
	iii. ICP Linear Range (Quarterly)	

**Table of Contents
 Category B Deliverables
 For
 New York Analytical Services Protocol (ASP)**

	Page Reference
D. Raw Data	_____
i. ICP Run Logs and Instrument Printouts	
ii. Flame AAS Run Log and Instrument Printouts	
iii. Graphite Furnace AAS Run Logs and Instrument Printouts	
iv. Cold Vapor Mercury Run Logs and Instrument Printouts	
E. Metals Digestion Logs.....	_____
 <u>SECTION 4 WET-CHEMICAL DATA</u>	
A. Results - Wet-Chemical Analysis Data Sheet.....	_____
B. Quality Control Data.....	_____
i. Method Blank and Spike Blank Results Summary	
ii. Duplicate Results Summary	
iii. Matrix Spike Results Summary	
C. Raw Data.....	_____
i. Raw Data, Run Logs and Instrument Printouts	_____
D. Digestion And Distillation Logs.....	_____



SAMPLE DELIVERY GROUP CASE NARRATIVE

Client: C. A. Rich Consultants

Job No J1826

Site: Flower Station, 47 Northern Boulevard, Great Neck, NY

Report Date 7/12/2005 1:05:10 PM

13 Sample(s), 1 Trip Blank(s) and 1 Field Blank(s) were collected between 06/14/2005 and 06/15/2005 and were received at Accutest on 06/16/2005 properly preserved, at 6 Deg. C and intact. These Samples received an Accutest job number of J1826. A listing of the Laboratory Sample ID, Client Sample ID and dates of collection are presented in the Results Summary Section of this report.

Except as noted below, all method specified calibrations and quality control performance criteria were met for this job. For more information, please refer to QC summary pages.

Volatiles by GCMS By Method SW846 8260B

Matrix: AQ

Batch ID: VA3150

- All samples were analyzed within the recommended method holding time.
- All method blanks for this batch meet method specific criteria.
- Sample(s) J1732-9MS, J1732-9MSD were used as the QC samples indicated.

Matrix: AQ

Batch ID: VA3151

- All samples were analyzed within the recommended method holding time.
- All method blanks for this batch meet method specific criteria.
- Sample(s) J1826-2DUP, J1826-2MS were used as the QC samples indicated.
- RPD(s) for Duplicate for Tetrachloroethene are outside control limits for sample J1826-2DUP. RPD acceptable due to low DUP and sample concentrations.

Matrix: AQ

Batch ID: VA3152

- All samples were analyzed within the recommended method holding time.
- All method blanks for this batch meet method specific criteria.
- Sample(s) J2005-1MS, J2005-1MSD were used as the QC samples indicated.
- Matrix Spike and Matrix Spike Duplicate Recovery(s) for Toluene are outside control limits. Outside control limits due to high level in sample relative to spike amount.

The Accutest Laboratories of New Jersey certifies that all analysis were performed within method specification. It is further recommended that this report to be used in its entirety. The Accutest Laboratories of NJ, Laboratory Director or assignee as verified by the signature on the cover page has authorized the release of this report(J1826).

RESULTS

ACCUTEST LABORATORIES
NEW YORK STATE DEPARTMENT OF ENVIRONMENTAL CONSERVATION
SAMPLE IDENTIFICATION AND ANALYTICAL REQUIREMENT SUMMARY

Project Number: **J1826**

Client Name: **C. A. Rich Consultants**
Flower Station, 47 Northern Boulevard, Great Neck, NY

Customer Sample Code	Laboratory Sample ID	Analytical Requirements						Metals	Other
		VOA GC/MS Method 8260	BNA GC/MS Method 8270	GC Method 8081	GC Method 8082	GC Method 8151			
MW-1A	J1826-1	X							
MW-1C	J1826-2	X							
MW-2	J1826-3	X							
MW-3	J1826-4	X							
MW-4	J1826-5	X							
MW-99	J1826-6	X							
MW-4D	J1826-7	X							
MW-5	J1826-8	X							
MW-6	J1826-9	X							
MW-7	J1826-10	X							
MW-8	J1826-11	X							
MW-10	J1826-12	X							
MW-47A	J1826-13	X							
FB- 6/15	J1826-14	X							
TB- 6/15	J1826-15	X							

Report of Analysis

Client Sample ID: MW-1A	
Lab Sample ID: J1826-1	Date Sampled: 06/14/05
Matrix: AQ - Ground Water	Date Received: 06/16/05
Method: SW846 8260B	Percent Solids: n/a
Project: Flower Station, 47 Northern Boulevard, Great Neck, NY	

Run #	File ID	DF	Analyzed	By	Prep Date	Prep Batch	Analytical Batch
Run #1	A98157.D	1	06/21/05	NDJ	n/a	n/a	VA3151
Run #2							

Run #	Purge Volume
Run #1	5.0 ml
Run #2	

VOA TCL List

CAS No.	Compound	Result	RL	MDL	Units	Q
67-64-1	Acetone	ND	10	2.3	ug/l	
71-43-2	Benzene	ND	1.0	0.31	ug/l	
75-27-4	Bromodichloromethane	ND	1.0	0.11	ug/l	
75-25-2	Bromoform	ND	4.0	0.17	ug/l	
74-83-9	Bromomethane	ND	2.0	0.15	ug/l	
78-93-3	2-Butanone (MEK)	ND	10	2.5	ug/l	
75-15-0	Carbon disulfide	ND	2.0	0.23	ug/l	
56-23-5	Carbon tetrachloride	ND	1.0	0.15	ug/l	
108-90-7	Chlorobenzene	ND	1.0	0.23	ug/l	
75-00-3	Chloroethane	ND	1.0	0.73	ug/l	
67-66-3	Chloroform	ND	1.0	0.081	ug/l	
74-87-3	Chloromethane	ND	1.0	0.13	ug/l	
124-48-1	Dibromochloromethane	ND	1.0	0.18	ug/l	
75-34-3	1,1-Dichloroethane	ND	1.0	0.13	ug/l	
107-06-2	1,2-Dichloroethane	ND	1.0	0.35	ug/l	
75-35-4	1,1-Dichloroethene	ND	1.0	0.81	ug/l	
156-59-2	cis-1,2-Dichloroethene	ND	1.0	0.24	ug/l	
156-60-5	trans-1,2-Dichloroethene	ND	1.0	0.17	ug/l	
78-87-5	1,2-Dichloropropane	ND	1.0	0.11	ug/l	
10061-01-5	cis-1,3-Dichloropropene	ND	1.0	0.071	ug/l	
10061-02-6	trans-1,3-Dichloropropene	ND	1.0	0.080	ug/l	
100-41-4	Ethylbenzene	ND	1.0	0.27	ug/l	
591-78-6	2-Hexanone	ND	5.0	0.73	ug/l	
108-10-1	4-Methyl-2-pentanone(MIBK)	ND	5.0	0.59	ug/l	
75-09-2	Methylene chloride	ND	2.0	0.20	ug/l	
100-42-5	Styrene	ND	5.0	0.12	ug/l	
79-34-5	1,1,2,2-Tetrachloroethane	ND	1.0	0.14	ug/l	
127-18-4	Tetrachloroethene	14.3	1.0	0.37	ug/l	
108-88-3	Toluene	ND	1.0	0.14	ug/l	
71-55-6	1,1,1-Trichloroethane	ND	1.0	0.25	ug/l	
79-00-5	1,1,2-Trichloroethane	ND	1.0	0.17	ug/l	
79-01-6	Trichloroethene	ND	1.0	0.13	ug/l	

ND = Not detected MDL - Method Detection Limit
 RL = Reporting Limit
 E = Indicates value exceeds calibration range

J = Indicates an estimated value
 B = Indicates analyte found in associated method blank
 N = Indicates presumptive evidence of a compound

Report of Analysis

Client Sample ID: MW-1A	
Lab Sample ID: J1826-1	Date Sampled: 06/14/05
Matrix: AQ - Ground Water	Date Received: 06/16/05
Method: SW846 8260B	Percent Solids: n/a
Project: Flower Station, 47 Northern Boulevard, Great Neck, NY	

VOA TCL List

CAS No.	Compound	Result	RL	MDL	Units	Q
75-01-4	Vinyl chloride	ND	1.0	0.66	ug/l	
1330-20-7	Xylene (total)	ND	1.0	0.17	ug/l	

CAS No.	Surrogate Recoveries	Run# 1	Run# 2	Limits
1868-53-7	Dibromofluoromethane	110%		79-121 %
17060-07-0	1,2-Dichloroethane-D4	117%		69-131 %
2037-26-5	Toluene-D8	109%		84-115 %
460-00-4	4-Bromofluorobenzene	118%		80-121 %

ND = Not detected MDL - Method Detection Limit
 RL = Reporting Limit
 E = Indicates value exceeds calibration range

J = Indicates an estimated value
 B = Indicates analyte found in associated method blank
 N = Indicates presumptive evidence of a compound

Report of Analysis

Client Sample ID:	MW-1C	Date Sampled:	06/14/05
Lab Sample ID:	J1826-2	Date Received:	06/16/05
Matrix:	AQ - Ground Water	Percent Solids:	n/a
Method:	SW846 8260B		
Project:	Flower Station, 47 Northern Boulevard, Great Neck, NY		

Run #	File ID	DF	Analyzed	By	Prep Date	Prep Batch	Analytical Batch
Run #1	A98158.D	1	06/21/05	NDJ	n/a	n/a	VA3151
Run #2							

Run #	Purge Volume
Run #1	5.0 ml
Run #2	

VOA TCL List

CAS No.	Compound	Result	RL	MDL	Units	Q
67-64-1	Acetone	ND	10	2.3	ug/l	
71-43-2	Benzene	ND	1.0	0.31	ug/l	
75-27-4	Bromodichloromethane	ND	1.0	0.11	ug/l	
75-25-2	Bromoform	ND	4.0	0.17	ug/l	
74-83-9	Bromomethane	ND	2.0	0.15	ug/l	
78-93-3	2-Butanone (MEK)	ND	10	2.5	ug/l	
75-15-0	Carbon disulfide	ND	2.0	0.23	ug/l	
56-23-5	Carbon tetrachloride	ND	1.0	0.15	ug/l	
108-90-7	Chlorobenzene	ND	1.0	0.23	ug/l	
75-00-3	Chloroethane	ND	1.0	0.73	ug/l	
67-66-3	Chloroform	ND	1.0	0.081	ug/l	
74-87-3	Chloromethane	ND	1.0	0.13	ug/l	
124-48-1	Dibromochloromethane	ND	1.0	0.18	ug/l	
75-34-3	1,1-Dichloroethane	ND	1.0	0.13	ug/l	
107-06-2	1,2-Dichloroethane	ND	1.0	0.35	ug/l	
75-35-4	1,1-Dichloroethene	ND	1.0	0.81	ug/l	
156-59-2	cis-1,2-Dichloroethene	ND	1.0	0.24	ug/l	
156-60-5	trans-1,2-Dichloroethene	ND	1.0	0.17	ug/l	
78-87-5	1,2-Dichloropropane	ND	1.0	0.11	ug/l	
10061-01-5	cis-1,3-Dichloropropene	ND	1.0	0.071	ug/l	
10061-02-6	trans-1,3-Dichloropropene	ND	1.0	0.080	ug/l	
100-41-4	Ethylbenzene	ND	1.0	0.27	ug/l	
591-78-6	2-Hexanone	ND	5.0	0.73	ug/l	
108-10-1	4-Methyl-2-pentanone(MIBK)	ND	5.0	0.59	ug/l	
75-09-2	Methylene chloride	ND	2.0	0.20	ug/l	
100-42-5	Styrene	ND	5.0	0.12	ug/l	
79-34-5	1,1,2,2-Tetrachloroethane	ND	1.0	0.14	ug/l	
127-18-4	Tetrachloroethene	1.3	1.0	0.37	ug/l	
108-88-3	Toluene	ND	1.0	0.14	ug/l	
71-55-6	1,1,1-Trichloroethane	ND	1.0	0.25	ug/l	
79-00-5	1,1,2-Trichloroethane	ND	1.0	0.17	ug/l	
79-01-6	Trichloroethene	ND	1.0	0.13	ug/l	

ND = Not detected MDL - Method Detection Limit
 RL = Reporting Limit
 E = Indicates value exceeds calibration range

J = Indicates an estimated value
 B = Indicates analyte found in associated method blank
 N = Indicates presumptive evidence of a compound

Report of Analysis

Client Sample ID: MW-1C		Date Sampled: 06/14/05
Lab Sample ID: J1826-2		Date Received: 06/16/05
Matrix: AQ - Ground Water		Percent Solids: n/a
Method: SW846 8260B		
Project: Flower Station, 47 Northern Boulevard, Great Neck, NY		

VOA TCL List

CAS No.	Compound	Result	RL	MDL	Units	Q
75-01-4	Vinyl chloride	ND	1.0	0.66	ug/l	
1330-20-7	Xylene (total)	ND	1.0	0.17	ug/l	

CAS No.	Surrogate Recoveries	Run# 1	Run# 2	Limits
1868-53-7	Dibromofluoromethane	112%		79-121 %
17060-07-0	1,2-Dichloroethane-D4	119%		69-131 %
2037-26-5	Toluene-D8	108%		84-115 %
460-00-4	4-Bromofluorobenzene	119%		80-121 %

ND = Not detected MDL - Method Detection Limit
 RL = Reporting Limit
 E = Indicates value exceeds calibration range

J = Indicates an estimated value
 B = Indicates analyte found in associated method blank
 N = Indicates presumptive evidence of a compound

Report of Analysis

Client Sample ID:	MW-2	Date Sampled:	06/14/05
Lab Sample ID:	J1826-3	Date Received:	06/16/05
Matrix:	AQ - Ground Water	Percent Solids:	n/a
Method:	SW846 8260B		
Project:	Flower Station, 47 Northern Boulevard, Great Neck, NY		

Run #	File ID	DF	Analyzed	By	Prep Date	Prep Batch	Analytical Batch
Run #1	A98159.D	1	06/21/05	NDJ	n/a	n/a	VA3151
Run #2	A98187.D	4	06/21/05	NDJ	n/a	n/a	VA3152

Run #	Purge Volume
Run #1	5.0 ml
Run #2	5.0 ml

VOA TCL List

CAS No.	Compound	Result	RL	MDL	Units	Q
67-64-1	Acetone	ND	10	2.3	ug/l	
71-43-2	Benzene	ND	1.0	0.31	ug/l	
75-27-4	Bromodichloromethane	ND	1.0	0.11	ug/l	
75-25-2	Bromoform	ND	4.0	0.17	ug/l	
74-83-9	Bromomethane	ND	2.0	0.15	ug/l	
78-93-3	2-Butanone (MEK)	ND	10	2.5	ug/l	
75-15-0	Carbon disulfide	ND	2.0	0.23	ug/l	
56-23-5	Carbon tetrachloride	ND	1.0	0.15	ug/l	
108-90-7	Chlorobenzene	ND	1.0	0.23	ug/l	
75-00-3	Chloroethane	ND	1.0	0.73	ug/l	
67-66-3	Chloroform	ND	1.0	0.081	ug/l	
74-87-3	Chloromethane	ND	1.0	0.13	ug/l	
124-48-1	Dibromochloromethane	ND	1.0	0.18	ug/l	
75-34-3	1,1-Dichloroethane	ND	1.0	0.13	ug/l	
107-06-2	1,2-Dichloroethane	ND	1.0	0.35	ug/l	
75-35-4	1,1-Dichloroethene	ND	1.0	0.81	ug/l	
156-59-2	cis-1,2-Dichloroethene	7.8	1.0	0.24	ug/l	
156-60-5	trans-1,2-Dichloroethene	ND	1.0	0.17	ug/l	
78-87-5	1,2-Dichloropropane	ND	1.0	0.11	ug/l	
10061-01-5	cis-1,3-Dichloropropene	ND	1.0	0.071	ug/l	
10061-02-6	trans-1,3-Dichloropropene	ND	1.0	0.080	ug/l	
100-41-4	Ethylbenzene	ND	1.0	0.27	ug/l	
591-78-6	2-Hexanone	ND	5.0	0.73	ug/l	
108-10-1	4-Methyl-2-pentanone(MIBK)	ND	5.0	0.59	ug/l	
75-09-2	Methylene chloride	ND	2.0	0.20	ug/l	
100-42-5	Styrene	ND	5.0	0.12	ug/l	
79-34-5	1,1,2,2-Tetrachloroethane	ND	1.0	0.14	ug/l	
127-18-4	Tetrachloroethene	280 ^a	4.0	1.5	ug/l	
108-88-3	Toluene	ND	1.0	0.14	ug/l	
71-55-6	1,1,1-Trichloroethane	ND	1.0	0.25	ug/l	
79-00-5	1,1,2-Trichloroethane	ND	1.0	0.17	ug/l	
79-01-6	Trichloroethene	4.1	1.0	0.13	ug/l	

ND = Not detected MDL - Method Detection Limit
 RL = Reporting Limit
 E = Indicates value exceeds calibration range

J = Indicates an estimated value
 B = Indicates analyte found in associated method blank
 N = Indicates presumptive evidence of a compound

Report of Analysis

Client Sample ID: MW-2		Date Sampled: 06/14/05
Lab Sample ID: J1826-3		Date Received: 06/16/05
Matrix: AQ - Ground Water		Percent Solids: n/a
Method: SW846 8260B		
Project: Flower Station, 47 Northern Boulevard, Great Neck, NY		

VOA TCL List

CAS No.	Compound	Result	RL	MDL	Units	Q
75-01-4	Vinyl chloride	ND	1.0	0.66	ug/l	
1330-20-7	Xylene (total)	ND	1.0	0.17	ug/l	

CAS No.	Surrogate Recoveries	Run# 1	Run# 2	Limits
1868-53-7	Dibromofluoromethane	111%	109%	79-121 %
17060-07-0	1,2-Dichloroethane-D4	118%	113%	69-131 %
2037-26-5	Toluene-D8	109%	110%	84-115 %
460-00-4	4-Bromofluorobenzene	114%	118%	80-121 %

(a) Result is from Run# 2

ND = Not detected MDL - Method Detection Limit
 RL = Reporting Limit
 E = Indicates value exceeds calibration range

J = Indicates an estimated value
 B = Indicates analyte found in associated method blank
 N = Indicates presumptive evidence of a compound

Report of Analysis

Client Sample ID:	MW-3	Date Sampled:	06/14/05
Lab Sample ID:	J1826-4	Date Received:	06/16/05
Matrix:	AQ - Ground Water	Percent Solids:	n/a
Method:	SW846 8260B		
Project:	Flower Station, 47 Northern Boulevard, Great Neck, NY		

Run #	File ID	DF	Analyzed	By	Prep Date	Prep Batch	Analytical Batch
Run #1	A98160.D	1	06/21/05	NDJ	n/a	n/a	VA3151
Run #2							

Run #	Purge Volume
Run #1	5.0 ml
Run #2	

VOA TCL List

CAS No.	Compound	Result	RL	MDL	Units	Q
67-64-1	Acetone	ND	10	2.3	ug/l	
71-43-2	Benzene	ND	1.0	0.31	ug/l	
75-27-4	Bromodichloromethane	ND	1.0	0.11	ug/l	
75-25-2	Bromoform	ND	4.0	0.17	ug/l	
74-83-9	Bromomethane	ND	2.0	0.15	ug/l	
78-93-3	2-Butanone (MEK)	ND	10	2.5	ug/l	
75-15-0	Carbon disulfide	ND	2.0	0.23	ug/l	
56-23-5	Carbon tetrachloride	ND	1.0	0.15	ug/l	
108-90-7	Chlorobenzene	ND	1.0	0.23	ug/l	
75-00-3	Chloroethane	ND	1.0	0.73	ug/l	
67-66-3	Chloroform	ND	1.0	0.081	ug/l	
74-87-3	Chloromethane	ND	1.0	0.13	ug/l	
124-48-1	Dibromochloromethane	ND	1.0	0.18	ug/l	
75-34-3	1,1-Dichloroethane	ND	1.0	0.13	ug/l	
107-06-2	1,2-Dichloroethane	ND	1.0	0.35	ug/l	
75-35-4	1,1-Dichloroethene	ND	1.0	0.81	ug/l	
156-59-2	cis-1,2-Dichloroethene	0.75	1.0	0.24	ug/l	J
156-60-5	trans-1,2-Dichloroethene	ND	1.0	0.17	ug/l	
78-87-5	1,2-Dichloropropane	ND	1.0	0.11	ug/l	
10061-01-5	cis-1,3-Dichloropropene	ND	1.0	0.071	ug/l	
10061-02-6	trans-1,3-Dichloropropene	ND	1.0	0.080	ug/l	
100-41-4	Ethylbenzene	ND	1.0	0.27	ug/l	
591-78-6	2-Hexanone	ND	5.0	0.73	ug/l	
108-10-1	4-Methyl-2-pentanone(MIBK)	ND	5.0	0.59	ug/l	
75-09-2	Methylene chloride	ND	2.0	0.20	ug/l	
100-42-5	Styrene	ND	5.0	0.12	ug/l	
79-34-5	1,1,2,2-Tetrachloroethane	ND	1.0	0.14	ug/l	
127-18-4	Tetrachloroethene	53.4	1.0	0.37	ug/l	
108-88-3	Toluene	ND	1.0	0.14	ug/l	
71-55-6	1,1,1-Trichloroethane	ND	1.0	0.25	ug/l	
79-00-5	1,1,2-Trichloroethane	ND	1.0	0.17	ug/l	
79-01-6	Trichloroethene	0.58	1.0	0.13	ug/l	J

ND = Not detected MDL - Method Detection Limit

RL = Reporting Limit

E = Indicates value exceeds calibration range

J = Indicates an estimated value

B = Indicates analyte found in associated method blank

N = Indicates presumptive evidence of a compound

Report of Analysis

Client Sample ID: MW-3	Date Sampled: 06/14/05
Lab Sample ID: J1826-4	Date Received: 06/16/05
Matrix: AQ - Ground Water	Percent Solids: n/a
Method: SW846 8260B	
Project: Flower Station, 47 Northern Boulevard, Great Neck, NY	

VOA TCL List

CAS No.	Compound	Result	RL	MDL	Units	Q
75-01-4	Vinyl chloride	ND	1.0	0.66	ug/l	
1330-20-7	Xylene (total)	ND	1.0	0.17	ug/l	

CAS No.	Surrogate Recoveries	Run# 1	Run# 2	Limits
1868-53-7	Dibromofluoromethane	115%		79-121%
17060-07-0	1,2-Dichloroethane-D4	121%		69-131%
2037-26-5	Toluene-D8	110%		84-115%
460-00-4	4-Bromofluorobenzene	116%		80-121%

ND = Not detected MDL - Method Detection Limit
 RL = Reporting Limit
 E = Indicates value exceeds calibration range

J = Indicates an estimated value
 B = Indicates analyte found in associated method blank
 N = Indicates presumptive evidence of a compound

Report of Analysis

Client Sample ID: MW-4		Date Sampled: 06/14/05
Lab Sample ID: J1826-5		Date Received: 06/16/05
Matrix: AQ - Ground Water		Percent Solids: n/a
Method: SW846 8260B		
Project: Flower Station, 47 Northern Boulevard, Great Neck, NY		

Run #	File ID	DF	Analyzed	By	Prep Date	Prep Batch	Analytical Batch
Run #1	A98188.D	1	06/21/05	NDJ	n/a	n/a	VA3152
Run #2							

Run #	Purge Volume
Run #1	5.0 ml
Run #2	

VOA TCL List

CAS No.	Compound	Result	RL	MDL	Units	Q
67-64-1	Acetone	ND	10	2.3	ug/l	
71-43-2	Benzene	ND	1.0	0.31	ug/l	
75-27-4	Bromodichloromethane	ND	1.0	0.11	ug/l	
75-25-2	Bromoform	ND	4.0	0.17	ug/l	
74-83-9	Bromomethane	ND	2.0	0.15	ug/l	
78-93-3	2-Butanone (MEK)	ND	10	2.5	ug/l	
75-15-0	Carbon disulfide	ND	2.0	0.23	ug/l	
56-23-5	Carbon tetrachloride	ND	1.0	0.15	ug/l	
108-90-7	Chlorobenzene	ND	1.0	0.23	ug/l	
75-00-3	Chloroethane	ND	1.0	0.73	ug/l	
67-66-3	Chloroform	ND	1.0	0.081	ug/l	
74-87-3	Chloromethane	ND	1.0	0.13	ug/l	
124-48-1	Dibromochloromethane	ND	1.0	0.18	ug/l	
75-34-3	1,1-Dichloroethane	ND	1.0	0.13	ug/l	
107-06-2	1,2-Dichloroethane	ND	1.0	0.35	ug/l	
75-35-4	1,1-Dichloroethene	ND	1.0	0.81	ug/l	
156-59-2	cis-1,2-Dichloroethene	ND	1.0	0.24	ug/l	
156-60-5	trans-1,2-Dichloroethene	ND	1.0	0.17	ug/l	
78-87-5	1,2-Dichloropropane	ND	1.0	0.11	ug/l	
10061-01-5	cis-1,3-Dichloropropene	ND	1.0	0.071	ug/l	
10061-02-6	trans-1,3-Dichloropropene	ND	1.0	0.080	ug/l	
100-41-4	Ethylbenzene	ND	1.0	0.27	ug/l	
591-78-6	2-Hexanone	ND	5.0	0.73	ug/l	
108-10-1	4-Methyl-2-pentanone(MIBK)	ND	5.0	0.59	ug/l	
75-09-2	Methylene chloride	ND	2.0	0.20	ug/l	
100-42-5	Styrene	ND	5.0	0.12	ug/l	
79-34-5	1,1,2,2-Tetrachloroethane	ND	1.0	0.14	ug/l	
127-18-4	Tetrachloroethene	8.9	1.0	0.37	ug/l	
108-88-3	Toluene	ND	1.0	0.14	ug/l	
71-55-6	1,1,1-Trichloroethane	ND	1.0	0.25	ug/l	
79-00-5	1,1,2-Trichloroethane	ND	1.0	0.17	ug/l	
79-01-6	Trichloroethene	ND	1.0	0.13	ug/l	

ND = Not detected MDL - Method Detection Limit
 RL = Reporting Limit
 E = Indicates value exceeds calibration range

J = Indicates an estimated value.
 B = Indicates analyte found in associated method blank
 N = Indicates presumptive evidence of a compound

Report of Analysis

Client Sample ID: MW-4		Date Sampled: 06/14/05
Lab Sample ID: J1826-5		Date Received: 06/16/05
Matrix: AQ - Ground Water		Percent Solids: n/a
Method: SW846 8260B		
Project: Flower Station, 47 Northern Boulevard, Great Neck, NY		

VOA TCL List

CAS No.	Compound	Result	RL	MDL	Units	Q
75-01-4	Vinyl chloride	ND	1.0	0.66	ug/l	
1330-20-7	Xylene (total)	ND	1.0	0.17	ug/l	

CAS No.	Surrogate Recoveries	Run# 1	Run# 2	Limits
1868-53-7	Dibromofluoromethane	110%		79-121 %
17060-07-0	1,2-Dichloroethane-D4	116%		69-131 %
2037-26-5	Toluene-D8	110%		84-115 %
460-00-4	4-Bromofluorobenzene	118%		80-121 %

ND = Not detected MDL - Method Detection Limit
 RL = Reporting Limit
 E = Indicates value exceeds calibration range

J = Indicates an estimated value
 B = Indicates analyte found in associated method blank
 N = Indicates presumptive evidence of a compound

Report of Analysis

Client Sample ID: MW-99		Date Sampled: 06/14/05
Lab Sample ID: J1826-6		Date Received: 06/16/05
Matrix: AQ - Ground Water		Percent Solids: n/a
Method: SW846 8260B		
Project: Flower Station, 47 Northern Boulevard, Great Neck, NY		

Run #	File ID	DF	Analyzed	By	Prep Date	Prep Batch	Analytical Batch
Run #1	A98189.D	1	06/21/05	NDJ	n/a	n/a	VA3152
Run #2							

Run #	Purge Volume
Run #1	5.0 ml
Run #2	

VOA TCL List

CAS No.	Compound	Result	RL	MDL	Units	Q
67-64-1	Acetone	ND	10	3.4	ug/l	
71-43-2	Benzene	ND	1.0	0.23	ug/l	
75-27-4	Bromodichloromethane	ND	1.0	0.11	ug/l	
75-25-2	Bromoform	1.6	4.0	0.24	ug/l	J
74-83-9	Bromomethane	ND	2.0	0.39	ug/l	
78-93-3	2-Butanone (MEK)	ND	10	2.9	ug/l	
75-15-0	Carbon disulfide	ND	2.0	0.15	ug/l	
56-23-5	Carbon tetrachloride	ND	1.0	0.48	ug/l	
108-90-7	Chlorobenzene	ND	1.0	0.086	ug/l	
75-00-3	Chloroethane	ND	1.0	0.99	ug/l	
67-66-3	Chloroform	ND	1.0	0.15	ug/l	
74-87-3	Chloromethane	ND	1.0	0.60	ug/l	
124-48-1	Dibromochloromethane	ND	1.0	0.20	ug/l	
75-34-3	1,1-Dichloroethane	ND	1.0	0.36	ug/l	
107-06-2	1,2-Dichloroethane	ND	1.0	0.17	ug/l	
75-35-4	1,1-Dichloroethene	ND	1.0	0.32	ug/l	
156-59-2	cis-1,2-Dichloroethene	ND	1.0	0.23	ug/l	
156-60-5	trans-1,2-Dichloroethene	ND	1.0	0.43	ug/l	
78-87-5	1,2-Dichloropropane	ND	1.0	0.21	ug/l	
10061-01-5	cis-1,3-Dichloropropene	ND	1.0	0.13	ug/l	
10061-02-6	trans-1,3-Dichloropropene	ND	1.0	0.16	ug/l	
100-41-4	Ethylbenzene	ND	1.0	0.18	ug/l	
591-78-6	2-Hexanone	ND	5.0	1.2	ug/l	
108-10-1	4-Methyl-2-pentanone(MIBK)	ND	5.0	1.8	ug/l	
75-09-2	Methylene chloride	ND	2.0	0.37	ug/l	
100-42-5	Styrene	ND	5.0	0.085	ug/l	
79-34-5	1,1,2,2-Tetrachloroethane	ND	1.0	0.20	ug/l	
127-18-4	Tetrachloroethene	8.3	1.0	0.19	ug/l	
108-88-3	Toluene	ND	1.0	0.16	ug/l	
71-55-6	1,1,1-Trichloroethane	ND	1.0	0.16	ug/l	
79-00-5	1,1,2-Trichloroethane	ND	1.0	0.24	ug/l	
79-01-6	Trichloroethene	ND	1.0	0.22	ug/l	

ND = Not detected MDL - Method Detection Limit
 RL = Reporting Limit
 E = Indicates value exceeds calibration range

J = Indicates an estimated value
 B = Indicates analyte found in associated method blank
 N = Indicates presumptive evidence of a compound

Report of Analysis

Client Sample ID: MW-99	Date Sampled: 06/14/05
Lab Sample ID: J1826-6	Date Received: 06/16/05
Matrix: AQ - Ground Water	Percent Solids: n/a
Method: SW846 8260B	
Project: Flower Station, 47 Northern Boulevard, Great Neck, NY	

VOA TCL List

CAS No.	Compound	Result	RL	MDL	Units	Q
75-01-4	Vinyl chloride	ND	1.0	0.24	ug/l	
1330-20-7	Xylene (total)	ND	1.0	0.13	ug/l	

CAS No.	Surrogate Recoveries	Run# 1	Run# 2	Limits
1868-53-7	Dibromofluoromethane	108%		79-121%
17060-07-0	1,2-Dichloroethane-D4	115%		69-131%
2037-26-5	Toluene-D8	110%		84-115%
460-00-4	4-Bromofluorobenzene	118%		80-121%

ND = Not detected MDL - Method Detection Limit
 RL = Reporting Limit
 E = Indicates value exceeds calibration range

J = Indicates an estimated value
 B = Indicates analyte found in associated method blank
 N = Indicates presumptive evidence of a compound

Report of Analysis

Client Sample ID: MW-4D		Date Sampled: 06/14/05
Lab Sample ID: J1826-7		Date Received: 06/16/05
Matrix: AQ - Ground Water		Percent Solids: n/a
Method: SW846 8260B		
Project: Flower Station, 47 Northern Boulevard, Great Neck, NY		

Run #	File ID	DF	Analyzed	By	Prep Date	Prep Batch	Analytical Batch
Run #1	A98190.D	1	06/21/05	NDJ	n/a	n/a	VA3152
Run #2							

Run #	Purge Volume
Run #1	5.0 ml
Run #2	

VOA TCL List

CAS No.	Compound	Result	RL	MDL	Units	Q
67-64-1	Acetone	ND	10	2.3	ug/l	
71-43-2	Benzene	ND	1.0	0.31	ug/l	
75-27-4	Bromodichloromethane	ND	1.0	0.11	ug/l	
75-25-2	Bromoform	ND	4.0	0.17	ug/l	
74-83-9	Bromomethane	ND	2.0	0.15	ug/l	
78-93-3	2-Butanone (MEK)	ND	10	2.5	ug/l	
75-15-0	Carbon disulfide	ND	2.0	0.23	ug/l	
56-23-5	Carbon tetrachloride	ND	1.0	0.15	ug/l	
108-90-7	Chlorobenzene	ND	1.0	0.23	ug/l	
75-00-3	Chloroethane	ND	1.0	0.73	ug/l	
67-66-3	Chloroform	ND	1.0	0.081	ug/l	
74-87-3	Chloromethane	ND	1.0	0.13	ug/l	
124-48-1	Dibromochloromethane	ND	1.0	0.18	ug/l	
75-34-3	1,1-Dichloroethane	ND	1.0	0.13	ug/l	
107-06-2	1,2-Dichloroethane	ND	1.0	0.35	ug/l	
75-35-4	1,1-Dichloroethene	ND	1.0	0.81	ug/l	
156-59-2	cis-1,2-Dichloroethene	ND	1.0	0.24	ug/l	
156-60-5	trans-1,2-Dichloroethene	ND	1.0	0.17	ug/l	
78-87-5	1,2-Dichloropropane	ND	1.0	0.11	ug/l	
10061-01-5	cis-1,3-Dichloropropene	ND	1.0	0.071	ug/l	
10061-02-6	trans-1,3-Dichloropropene	ND	1.0	0.080	ug/l	
100-41-4	Ethylbenzene	ND	1.0	0.27	ug/l	
591-78-6	2-Hexanone	ND	5.0	0.73	ug/l	
108-10-1	4-Methyl-2-pentanone(MIBK)	ND	5.0	0.59	ug/l	
75-09-2	Methylene chloride	ND	2.0	0.20	ug/l	
100-42-5	Styrene	ND	5.0	0.12	ug/l	
79-34-5	1,1,2,2-Tetrachloroethane	ND	1.0	0.14	ug/l	
127-18-4	Tetrachloroethene	5.7	1.0	0.37	ug/l	
108-88-3	Toluene	ND	1.0	0.14	ug/l	
71-55-6	1,1,1-Trichloroethane	ND	1.0	0.25	ug/l	
79-00-5	1,1,2-Trichloroethane	ND	1.0	0.17	ug/l	
79-01-6	Trichloroethene	ND	1.0	0.13	ug/l	

ND = Not detected MDL - Method Detection Limit
 RL = Reporting Limit
 E = Indicates value exceeds calibration range

J = Indicates an estimated value
 B = Indicates analyte found in associated method blank
 N = Indicates presumptive evidence of a compound

Report of Analysis

Client Sample ID: MW-4D		Date Sampled: 06/14/05
Lab Sample ID: J1826-7		Date Received: 06/16/05
Matrix: AQ - Ground Water		Percent Solids: n/a
Method: SW846 8260B		
Project: Flower Station, 47 Northern Boulevard, Great Neck, NY		

VOA TCL List

CAS No.	Compound	Result	RL	MDL	Units	Q
75-01-4	Vinyl chloride	ND	1.0	0.66	ug/l	
1330-20-7	Xylene (total)	ND	1.0	0.17	ug/l	

CAS No.	Surrogate Recoveries	Run# 1	Run# 2	Limits
1868-53-7	Dibromofluoromethane	111%		79-121%
17060-07-0	1,2-Dichloroethane-D4	121%		69-131%
2037-26-5	Toluene-D8	109%		84-115%
460-00-4	4-Bromofluorobenzene	120%		80-121%

ND = Not detected MDL - Method Detection Limit
 RL = Reporting Limit
 E = Indicates value exceeds calibration range

J = Indicates an estimated value
 B = Indicates analyte found in associated method blank
 N = Indicates presumptive evidence of a compound

Report of Analysis

Client Sample ID: MW-5	Date Sampled: 06/15/05
Lab Sample ID: J1826-8	Date Received: 06/16/05
Matrix: AQ - Ground Water	Percent Solids: n/a
Method: SW846 8260B	
Project: Flower Station, 47 Northern Boulevard, Great Neck, NY	

Run #	File ID	DF	Analyzed	By	Prep Date	Prep Batch	Analytical Batch
Run #1	A98191.D	1	06/21/05	NDJ	n/a	n/a	VA3152
Run #2							

Run #	Purge Volume
Run #1	5.0 ml
Run #2	

VOA TCL List

CAS No.	Compound	Result	RL	MDL	Units	Q
67-64-1	Acetone	ND	10	2.3	ug/l	
71-43-2	Benzene	ND	1.0	0.31	ug/l	
75-27-4	Bromodichloromethane	ND	1.0	0.11	ug/l	
75-25-2	Bromoform	ND	4.0	0.17	ug/l	
74-83-9	Bromomethane	ND	2.0	0.15	ug/l	
78-93-3	2-Butanone (MEK)	ND	10	2.5	ug/l	
75-15-0	Carbon disulfide	ND	2.0	0.23	ug/l	
56-23-5	Carbon tetrachloride	ND	1.0	0.15	ug/l	
108-90-7	Chlorobenzene	ND	1.0	0.23	ug/l	
75-00-3	Chloroethane	ND	1.0	0.73	ug/l	
67-66-3	Chloroform	ND	1.0	0.081	ug/l	
74-87-3	Chloromethane	ND	1.0	0.13	ug/l	
124-48-1	Dibromochloromethane	ND	1.0	0.18	ug/l	
75-34-3	1,1-Dichloroethane	ND	1.0	0.13	ug/l	
107-06-2	1,2-Dichloroethane	ND	1.0	0.35	ug/l	
75-35-4	1,1-Dichloroethene	ND	1.0	0.81	ug/l	
156-59-2	cis-1,2-Dichloroethene	ND	1.0	0.24	ug/l	
156-60-5	trans-1,2-Dichloroethene	ND	1.0	0.17	ug/l	
78-87-5	1,2-Dichloropropane	ND	1.0	0.11	ug/l	
10061-01-5	cis-1,3-Dichloropropene	ND	1.0	0.071	ug/l	
10061-02-6	trans-1,3-Dichloropropene	ND	1.0	0.080	ug/l	
100-41-4	Ethylbenzene	ND	1.0	0.27	ug/l	
591-78-6	2-Hexanone	ND	5.0	0.73	ug/l	
108-10-1	4-Methyl-2-pentanone(MIBK)	ND	5.0	0.59	ug/l	
75-09-2	Methylene chloride	ND	2.0	0.20	ug/l	
100-42-5	Styrene	ND	5.0	0.12	ug/l	
79-34-5	1,1,2,2-Tetrachloroethane	ND	1.0	0.14	ug/l	
127-18-4	Tetrachloroethene	1.5	1.0	0.37	ug/l	
108-88-3	Toluene	ND	1.0	0.14	ug/l	
71-55-6	1,1,1-Trichloroethane	ND	1.0	0.25	ug/l	
79-00-5	1,1,2-Trichloroethane	ND	1.0	0.17	ug/l	
79-01-6	Trichloroethene	ND	1.0	0.13	ug/l	

ND = Not detected MDL - Method Detection Limit
 RL = Reporting Limit
 E = Indicates value exceeds calibration range

J = Indicates an estimated value
 B = Indicates analyte found in associated method blank
 N = Indicates presumptive evidence of a compound

Report of Analysis

Client Sample ID: MW-5		Date Sampled: 06/15/05
Lab Sample ID: J1826-8		Date Received: 06/16/05
Matrix: AQ - Ground Water		Percent Solids: n/a
Method: SW846 8260B		
Project: Flower Station, 47 Northern Boulevard, Great Neck, NY		

VOA TCL List

CAS No.	Compound	Result	RL	MDL	Units	Q
75-01-4	Vinyl chloride	ND	1.0	0.66	ug/l	
1330-20-7	Xylene (total)	ND	1.0	0.17	ug/l	

CAS No.	Surrogate Recoveries	Run# 1	Run# 2	Limits
1868-53-7	Dibromofluoromethane	113%		79-121 %
17060-07-0	1,2-Dichloroethane-D4	119%		69-131 %
2037-26-5	Toluene-D8	110%		84-115 %
460-00-4	4-Bromofluorobenzene	117%		80-121 %

ND = Not detected MDL - Method Detection Limit
 RL = Reporting Limit
 E = Indicates value exceeds calibration range

J = Indicates an estimated value
 B = Indicates analyte found in associated method blank
 N = Indicates presumptive evidence of a compound

Report of Analysis

Client Sample ID:	MW-6	Date Sampled:	06/15/05
Lab Sample ID:	J1826-9	Date Received:	06/16/05
Matrix:	AQ - Ground Water	Percent Solids:	n/a
Method:	SW846 8260B		
Project:	Flower Station, 47 Northern Boulevard, Great Neck, NY		

Run #1	File ID	DF	Analyzed	By	Prep Date	Prep Batch	Analytical Batch
Run #1	A98192.D	1	06/21/05	NDJ	n/a	n/a	VA3152
Run #2							

Run #1	Purge Volume
Run #1	5.0 ml
Run #2	

VOA TCL List

CAS No.	Compound	Result	RL	MDL	Units	Q
67-64-1	Acetone	ND	10	2.3	ug/l	
71-43-2	Benzene	ND	1.0	0.31	ug/l	
75-27-4	Bromodichloromethane	ND	1.0	0.11	ug/l	
75-25-2	Bromoform	ND	4.0	0.17	ug/l	
74-83-9	Bromomethane	ND	2.0	0.15	ug/l	
78-93-3	2-Butanone (MEK)	ND	10	2.5	ug/l	
75-15-0	Carbon disulfide	ND	2.0	0.23	ug/l	
56-23-5	Carbon tetrachloride	ND	1.0	0.15	ug/l	
108-90-7	Chlorobenzene	ND	1.0	0.23	ug/l	
75-00-3	Chloroethane	ND	1.0	0.73	ug/l	
67-66-3	Chloroform	ND	1.0	0.081	ug/l	
74-87-3	Chloromethane	ND	1.0	0.13	ug/l	
124-48-1	Dibromochloromethane	ND	1.0	0.18	ug/l	
75-34-3	1,1-Dichloroethane	ND	1.0	0.13	ug/l	
107-06-2	1,2-Dichloroethane	ND	1.0	0.35	ug/l	
75-35-4	1,1-Dichloroethene	ND	1.0	0.81	ug/l	
156-59-2	cis-1,2-Dichloroethene	ND	1.0	0.24	ug/l	
156-60-5	trans-1,2-Dichloroethene	ND	1.0	0.17	ug/l	
78-87-5	1,2-Dichloropropane	ND	1.0	0.11	ug/l	
10061-01-5	cis-1,3-Dichloropropene	ND	1.0	0.071	ug/l	
10061-02-6	trans-1,3-Dichloropropene	ND	1.0	0.080	ug/l	
100-41-4	Ethylbenzene	ND	1.0	0.27	ug/l	
591-78-6	2-Hexanone	ND	5.0	0.73	ug/l	
108-10-1	4-Methyl-2-pentanone(MIBK)	ND	5.0	0.59	ug/l	
75-09-2	Methylene chloride	ND	2.0	0.20	ug/l	
100-42-5	Styrene	ND	5.0	0.12	ug/l	
79-34-5	1,1,2,2-Tetrachloroethane	ND	1.0	0.14	ug/l	
127-18-4	Tetrachloroethene	3.7	1.0	0.37	ug/l	
108-88-3	Toluene	ND	1.0	0.14	ug/l	
71-55-6	1,1,1-Trichloroethane	ND	1.0	0.25	ug/l	
79-00-5	1,1,2-Trichloroethane	ND	1.0	0.17	ug/l	
79-01-6	Trichloroethene	ND	1.0	0.13	ug/l	

ND = Not detected MDL - Method Detection Limit

RL = Reporting Limit

E = Indicates value exceeds calibration range

J = Indicates an estimated value

B = Indicates analyte found in associated method blank

N = Indicates presumptive evidence of a compound

Report of Analysis

Client Sample ID: MW-6		Date Sampled: 06/15/05
Lab Sample ID: J1826-9		Date Received: 06/16/05
Matrix: AQ - Ground Water		Percent Solids: n/a
Method: SW846 8260B		
Project: Flower Station, 47 Northern Boulevard, Great Neck, NY		

VOA TCL List

CAS No.	Compound	Result	RL	MDL	Units	Q
75-01-4	Vinyl chloride	ND	1.0	0.66	ug/l	
1330-20-7	Xylene (total)	ND	1.0	0.17	ug/l	

CAS No.	Surrogate Recoveries	Run# 1	Run# 2	Limits
1868-53-7	Dibromofluoromethane	112%		79-121%
17060-07-0	1,2-Dichloroethane-D4	120%		69-131%
2037-26-5	Toluene-D8	109%		84-115%
460-00-4	4-Bromofluorobenzene	119%		80-121%

ND = Not detected MDL - Method Detection Limit
 RL = Reporting Limit
 E = Indicates value exceeds calibration range

J = Indicates an estimated value
 B = Indicates analyte found in associated method blank
 N = Indicates presumptive evidence of a compound

Report of Analysis

Client Sample ID: MW-7		
Lab Sample ID: J1826-10		Date Sampled: 06/15/05
Matrix: AQ - Ground Water		Date Received: 06/16/05
Method: SW846 8260B		Percent Solids: n/a
Project: Flower Station, 47 Northern Boulevard, Great Neck, NY		

Run #	File ID	DF	Analyzed	By	Prep Date	Prep Batch	Analytical Batch
Run #1	A98193.D	1	06/21/05	NDJ	n/a	n/a	VA3152
Run #2							

Run #	Purge Volume
Run #1	5.0 ml
Run #2	

VOA TCL List

CAS No.	Compound	Result	RL	MDL	Units	Q
67-64-1	Acetone	ND	10	2.3	ug/l	
71-43-2	Benzene	ND	1.0	0.31	ug/l	
75-27-4	Bromodichloromethane	ND	1.0	0.11	ug/l	
75-25-2	Bromoform	ND	4.0	0.17	ug/l	
74-83-9	Bromomethane	ND	2.0	0.15	ug/l	
78-93-3	2-Butanone (MEK)	ND	10	2.5	ug/l	
75-15-0	Carbon disulfide	ND	2.0	0.23	ug/l	
56-23-5	Carbon tetrachloride	ND	1.0	0.15	ug/l	
108-90-7	Chlorobenzene	ND	1.0	0.23	ug/l	
75-00-3	Chloroethane	ND	1.0	0.73	ug/l	
67-66-3	Chloroform	ND	1.0	0.081	ug/l	
74-87-3	Chloromethane	ND	1.0	0.13	ug/l	
124-48-1	Dibromochloromethane	ND	1.0	0.18	ug/l	
75-34-3	1,1-Dichloroethane	ND	1.0	0.13	ug/l	
107-06-2	1,2-Dichloroethane	ND	1.0	0.35	ug/l	
75-35-4	1,1-Dichloroethene	ND	1.0	0.81	ug/l	
156-59-2	cis-1,2-Dichloroethene	ND	1.0	0.24	ug/l	
156-60-5	trans-1,2-Dichloroethene	ND	1.0	0.17	ug/l	
78-87-5	1,2-Dichloropropane	ND	1.0	0.11	ug/l	
10061-01-5	cis-1,3-Dichloropropene	ND	1.0	0.071	ug/l	
10061-02-6	trans-1,3-Dichloropropene	ND	1.0	0.080	ug/l	
100-41-4	Ethylbenzene	ND	1.0	0.27	ug/l	
591-78-6	2-Hexanone	ND	5.0	0.73	ug/l	
108-10-1	4-Methyl-2-pentanone(MIBK)	ND	5.0	0.59	ug/l	
75-09-2	Methylene chloride	ND	2.0	0.20	ug/l	
100-42-5	Styrene	ND	5.0	0.12	ug/l	
79-34-5	1,1,2,2-Tetrachloroethane	ND	1.0	0.14	ug/l	
127-18-4	Tetrachloroethene	12.0	1.0	0.37	ug/l	
108-88-3	Toluene	ND	1.0	0.14	ug/l	
71-55-6	1,1,1-Trichloroethane	ND	1.0	0.25	ug/l	
79-00-5	1,1,2-Trichloroethane	ND	1.0	0.17	ug/l	
79-01-6	Trichloroethene	ND	1.0	0.13	ug/l	

ND = Not detected MDL - Method Detection Limit
 RL = Reporting Limit
 E = Indicates value exceeds calibration range

J = Indicates an estimated value
 B = Indicates analyte found in associated method blank
 N = Indicates presumptive evidence of a compound

Report of Analysis

Client Sample ID: MW-7		Date Sampled: 06/15/05
Lab Sample ID: J1826-10		Date Received: 06/16/05
Matrix: AQ - Ground Water		Percent Solids: n/a
Method: SW846 8260B		
Project: Flower Station, 47 Northern Boulevard, Great Neck, NY		

VOA TCL List

CAS No.	Compound	Result	RL	MDL	Units	Q
75-01-4	Vinyl chloride	ND	1.0	0.66	ug/l	
1330-20-7	Xylene (total)	ND	1.0	0.17	ug/l	

CAS No.	Surrogate Recoveries	Run# 1	Run# 2	Limits
1868-53-7	Dibromofluoromethane	111%		79-121 %
17060-07-0	1,2-Dichloroethane-D4	120%		69-131 %
2037-26-5	Toluene-D8	109%		84-115 %
460-00-4	4-Bromofluorobenzene	120%		80-121 %

ND = Not detected MDL - Method Detection Limit
 RL = Reporting Limit
 E = Indicates value exceeds calibration range

J = Indicates an estimated value
 B = Indicates analyte found in associated method blank
 N = Indicates presumptive evidence of a compound

Report of Analysis

Client Sample ID: MW-8		Date Sampled: 06/15/05
Lab Sample ID: J1826-11		Date Received: 06/16/05
Matrix: AQ - Ground Water		Percent Solids: n/a
Method: SW846 8260B		
Project: Flower Station, 47 Northern Boulevard, Great Neck, NY		

Run #	File ID	DF	Analyzed	By	Prep Date	Prep Batch	Analytical Batch
Run #1	A98147.D	1	06/20/05	NDJ	n/a	n/a	VA3150
Run #2							

Run #	Purge Volume
Run #1	5.0 ml
Run #2	

VOA TCL List

CAS No.	Compound	Result	RL	MDL	Units	Q
67-64-1	Acetone	ND	10	2.3	ug/l	
71-43-2	Benzene	ND	1.0	0.31	ug/l	
75-27-4	Bromodichloromethane	ND	1.0	0.11	ug/l	
75-25-2	Bromoform	ND	4.0	0.17	ug/l	
74-83-9	Bromomethane	ND	2.0	0.15	ug/l	
78-93-3	2-Butanone (MEK)	ND	10	2.5	ug/l	
75-15-0	Carbon disulfide	ND	2.0	0.23	ug/l	
56-23-5	Carbon tetrachloride	ND	1.0	0.15	ug/l	
108-90-7	Chlorobenzene	ND	1.0	0.23	ug/l	
75-00-3	Chloroethane	ND	1.0	0.73	ug/l	
67-66-3	Chloroform	ND	1.0	0.081	ug/l	
74-87-3	Chloromethane	ND	1.0	0.13	ug/l	
124-48-1	Dibromochloromethane	ND	1.0	0.18	ug/l	
75-34-3	1,1-Dichloroethane	ND	1.0	0.13	ug/l	
107-06-2	1,2-Dichloroethane	ND	1.0	0.35	ug/l	
75-35-4	1,1-Dichloroethene	ND	1.0	0.81	ug/l	
156-59-2	cis-1,2-Dichloroethene	3.4	1.0	0.24	ug/l	
156-60-5	trans-1,2-Dichloroethene	ND	1.0	0.17	ug/l	
78-87-5	1,2-Dichloropropane	ND	1.0	0.11	ug/l	
10061-01-5	cis-1,3-Dichloropropene	ND	1.0	0.071	ug/l	
10061-02-6	trans-1,3-Dichloropropene	ND	1.0	0.080	ug/l	
100-41-4	Ethylbenzene	ND	1.0	0.27	ug/l	
591-78-6	2-Hexanone	ND	5.0	0.73	ug/l	
108-10-1	4-Methyl-2-pentanone(MIBK)	ND	5.0	0.59	ug/l	
75-09-2	Methylene chloride	ND	2.0	0.20	ug/l	
100-42-5	Styrene	ND	5.0	0.12	ug/l	
79-34-5	1,1,2,2-Tetrachloroethane	ND	1.0	0.14	ug/l	
127-18-4	Tetrachloroethene	12.8	1.0	0.37	ug/l	
108-88-3	Toluene	0.71	1.0	0.14	ug/l	J
71-55-6	1,1,1-Trichloroethane	ND	1.0	0.25	ug/l	
79-00-5	1,1,2-Trichloroethane	ND	1.0	0.17	ug/l	
79-01-6	Trichloroethene	3.2	1.0	0.13	ug/l	

ND = Not detected MDL - Method Detection Limit
 RL = Reporting Limit
 E = Indicates value exceeds calibration range

J = Indicates an estimated value
 B = Indicates analyte found in associated method blank
 N = Indicates presumptive evidence of a compound

Report of Analysis

Client Sample ID: MW-8		Date Sampled: 06/15/05
Lab Sample ID: J1826-11		Date Received: 06/16/05
Matrix: AQ - Ground Water		Percent Solids: n/a
Method: SW846 8260B		
Project: Flower Station, 47 Northern Boulevard, Great Neck, NY		

VOA TCL List

CAS No.	Compound	Result	RL	MDL	Units	Q
75-01-4	Vinyl chloride	ND	1.0	0.66	ug/l	
1330-20-7	Xylene (total)	ND	1.0	0.17	ug/l	

CAS No.	Surrogate Recoveries	Run# 1	Run# 2	Limits
1868-53-7	Dibromofluoromethane	108%		79-121%
17060-07-0	1,2-Dichloroethane-D4	115%		69-131%
2037-26-5	Toluene-D8	108%		84-115%
460-00-4	4-Bromofluorobenzene	118%		80-121%

ND = Not detected MDL - Method Detection Limit
 RL = Reporting Limit
 E = Indicates value exceeds calibration range

J = Indicates an estimated value
 B = Indicates analyte found in associated method blank
 N = Indicates presumptive evidence of a compound

Report of Analysis

Client Sample ID:	MW-10	Date Sampled:	06/15/05
Lab Sample ID:	J1826-12	Date Received:	06/16/05
Matrix:	AQ - Ground Water	Percent Solids:	n/a
Method:	SW846 8260B		
Project:	Flower Station, 47 Northern Boulevard, Great Neck, NY		

	File ID	DF	Analyzed	By	Prep Date	Prep Batch	Analytical Batch
Run #1	A98148.D	1	06/21/05	NDJ	n/a	n/a	VA3150
Run #2							

	Purge Volume
Run #1	5.0 ml
Run #2	

VOA TCL List

CAS No.	Compound	Result	RL	MDL	Units	Q
67-64-1	Acetone	ND	10	2.3	ug/l	
71-43-2	Benzene	ND	1.0	0.31	ug/l	
75-27-4	Bromodichloromethane	ND	1.0	0.11	ug/l	
75-25-2	Bromoform	ND	4.0	0.17	ug/l	
74-83-9	Bromomethane	ND	2.0	0.15	ug/l	
78-93-3	2-Butanone (MEK)	ND	10	2.5	ug/l	
75-15-0	Carbon disulfide	ND	2.0	0.23	ug/l	
56-23-5	Carbon tetrachloride	ND	1.0	0.15	ug/l	
108-90-7	Chlorobenzene	ND	1.0	0.23	ug/l	
75-00-3	Chloroethane	ND	1.0	0.73	ug/l	
67-66-3	Chloroform	ND	1.0	0.081	ug/l	
74-87-3	Chloromethane	ND	1.0	0.13	ug/l	
124-48-1	Dibromochloromethane	ND	1.0	0.18	ug/l	
75-34-3	1,1-Dichloroethane	ND	1.0	0.13	ug/l	
107-06-2	1,2-Dichloroethane	ND	1.0	0.35	ug/l	
75-35-4	1,1-Dichloroethene	ND	1.0	0.81	ug/l	
156-59-2	cis-1,2-Dichloroethene	ND	1.0	0.24	ug/l	
156-60-5	trans-1,2-Dichloroethene	ND	1.0	0.17	ug/l	
78-87-5	1,2-Dichloropropane	ND	1.0	0.11	ug/l	
10061-01-5	cis-1,3-Dichloropropene	ND	1.0	0.071	ug/l	
10061-02-6	trans-1,3-Dichloropropene	ND	1.0	0.080	ug/l	
100-41-4	Ethylbenzene	ND	1.0	0.27	ug/l	
591-78-6	2-Hexanone	ND	5.0	0.73	ug/l	
108-10-1	4-Methyl-2-pentanone(MIBK)	ND	5.0	0.59	ug/l	
75-09-2	Methylene chloride	ND	2.0	0.20	ug/l	
100-42-5	Styrene	ND	5.0	0.12	ug/l	
79-34-5	1,1,2,2-Tetrachloroethane	ND	1.0	0.14	ug/l	
127-18-4	Tetrachloroethene	3.7	1.0	0.37	ug/l	
108-88-3	Toluene	ND	1.0	0.14	ug/l	
71-55-6	1,1,1-Trichloroethane	ND	1.0	0.25	ug/l	
79-00-5	1,1,2-Trichloroethane	ND	1.0	0.17	ug/l	
79-01-6	Trichloroethene	0.63	1.0	0.13	ug/l	J

ND = Not detected MDL - Method Detection Limit
 RL = Reporting Limit
 E = Indicates value exceeds calibration range

J = Indicates an estimated value
 B = Indicates analyte found in associated method blank
 N = Indicates presumptive evidence of a compound

Report of Analysis

Client Sample ID: MW-10		
Lab Sample ID: J1826-12		Date Sampled: 06/15/05
Matrix: AQ - Ground Water		Date Received: 06/16/05
Method: SW846 8260B		Percent Solids: n/a
Project: Flower Station, 47 Northern Boulevard, Great Neck, NY		

VOA TCL List

CAS No.	Compound	Result	RL	MDL	Units	Q
75-01-4	Vinyl chloride	ND	1.0	0.66	ug/l	
1330-20-7	Xylene (total)	ND	1.0	0.17	ug/l	

CAS No.	Surrogate Recoveries	Run# 1	Run# 2	Limits
1868-53-7	Dibromofluoromethane	108%		79-121%
17060-07-0	1,2-Dichloroethane-D4	115%		69-131%
2037-26-5	Toluene-D8	108%		84-115%
460-00-4	4-Bromofluorobenzene	115%		80-121%

ND = Not detected MDL - Method Detection Limit
 RL = Reporting Limit
 E = Indicates value exceeds calibration range

J = Indicates an estimated value
 B = Indicates analyte found in associated method blank
 N = Indicates presumptive evidence of a compound

Report of Analysis

Client Sample ID: MW-47A	
Lab Sample ID: J1826-13	Date Sampled: 06/15/05
Matrix: AQ - Ground Water	Date Received: 06/16/05
Method: SW846 8260B	Percent Solids: n/a
Project: Flower Station, 47 Northern Boulevard, Great Neck, NY	

Run #	File ID	DF	Analyzed	By	Prep Date	Prep Batch	Analytical Batch
Run #1	A98149.D	1	06/21/05	NDJ	n/a	n/a	VA3150
Run #2							

Run #	Purge Volume
Run #1	5.0 ml
Run #2	

VOA TCL List

CAS No.	Compound	Result	RL	MDL	Units	Q
67-64-1	Acetone	ND	10	2.3	ug/l	
71-43-2	Benzene	ND	1.0	0.31	ug/l	
75-27-4	Bromodichloromethane	ND	1.0	0.11	ug/l	
75-25-2	Bromoform	ND	4.0	0.17	ug/l	
74-83-9	Bromomethane	ND	2.0	0.15	ug/l	
78-93-3	2-Butanone (MEK)	ND	10	2.5	ug/l	
75-15-0	Carbon disulfide	ND	2.0	0.23	ug/l	
56-23-5	Carbon tetrachloride	ND	1.0	0.15	ug/l	
108-90-7	Chlorobenzene	ND	1.0	0.23	ug/l	
75-00-3	Chloroethane	ND	1.0	0.73	ug/l	
67-66-3	Chloroform	ND	1.0	0.081	ug/l	
74-87-3	Chloromethane	ND	1.0	0.13	ug/l	
124-48-1	Dibromochloromethane	ND	1.0	0.18	ug/l	
75-34-3	1,1-Dichloroethane	ND	1.0	0.13	ug/l	
107-06-2	1,2-Dichloroethane	ND	1.0	0.35	ug/l	
75-35-4	1,1-Dichloroethene	ND	1.0	0.81	ug/l	
156-59-2	cis-1,2-Dichloroethene	ND	1.0	0.24	ug/l	
156-60-5	trans-1,2-Dichloroethene	ND	1.0	0.17	ug/l	
78-87-5	1,2-Dichloropropane	ND	1.0	0.11	ug/l	
10061-01-5	cis-1,3-Dichloropropene	ND	1.0	0.071	ug/l	
10061-02-6	trans-1,3-Dichloropropene	ND	1.0	0.080	ug/l	
100-41-4	Ethylbenzene	ND	1.0	0.27	ug/l	
591-78-6	2-Hexanone	ND	5.0	0.73	ug/l	
108-10-1	4-Methyl-2-pentanone(MIBK)	ND	5.0	0.59	ug/l	
75-09-2	Methylene chloride	ND	2.0	0.20	ug/l	
100-42-5	Styrene	ND	5.0	0.12	ug/l	
79-34-5	1,1,2,2-Tetrachloroethane	ND	1.0	0.14	ug/l	
127-18-4	Tetrachloroethene	ND	1.0	0.37	ug/l	
108-88-3	Toluene	ND	1.0	0.14	ug/l	
71-55-6	1,1,1-Trichloroethane	ND	1.0	0.25	ug/l	
79-00-5	1,1,2-Trichloroethane	ND	1.0	0.17	ug/l	
79-01-6	Trichloroethene	ND	1.0	0.13	ug/l	

ND = Not detected MDL - Method Detection Limit

RL = Reporting Limit

E = Indicates value exceeds calibration range

J = Indicates an estimated value

B = Indicates analyte found in associated method blank

N = Indicates presumptive evidence of a compound

Report of Analysis

Client Sample ID: MW-47A		Date Sampled: 06/15/05	
Lab Sample ID: J1826-13		Date Received: 06/16/05	
Matrix: AQ - Ground Water		Percent Solids: n/a	
Method: SW846 8260B			
Project: Flower Station, 47 Northern Boulevard, Great Neck, NY			

VOA TCL List

CAS No.	Compound	Result	RL	MDL	Units	Q
75-01-4	Vinyl chloride	ND	1.0	0.66	ug/l	
1330-20-7	Xylene (total)	ND	1.0	0.17	ug/l	

CAS No.	Surrogate Recoveries	Run# 1	Run# 2	Limits
1868-53-7	Dibromofluoromethane	110%		79-121 %
17060-07-0	1,2-Dichloroethane-D4	119%		69-131 %
2037-26-5	Toluene-D8	109%		84-115 %
460-00-4	4-Bromofluorobenzene	118%		80-121 %

ND = Not detected MDL - Method Detection Limit
 RL = Reporting Limit
 E = Indicates value exceeds calibration range

J = Indicates an estimated value
 B = Indicates analyte found in associated method blank
 N = Indicates presumptive evidence of a compound

Report of Analysis

Client Sample ID:	FB- 6/15	Date Sampled:	06/15/05
Lab Sample ID:	J1826-14	Date Received:	06/16/05
Matrix:	AQ - Field Blank Water	Percent Solids:	n/a
Method:	SW846 8260B	Project: Flower Station, 47 Northern Boulevard, Great Neck, NY	

Run #	File ID	DF	Analyzed	By	Prep Date	Prep Batch	Analytical Batch
Run #1	A98150.D	1	06/21/05	NDJ	n/a	n/a	VA3150
Run #2							

Run #	Purge Volume
Run #1	5.0 ml
Run #2	

VOA TCL List

CAS No.	Compound	Result	RL	MDL	Units	Q
67-64-1	Acetone	ND	10	2.3	ug/l	
71-43-2	Benzene	ND	1.0	0.31	ug/l	
75-27-4	Bromodichloromethane	ND	1.0	0.11	ug/l	
75-25-2	Bromoform	ND	4.0	0.17	ug/l	
74-83-9	Bromomethane	ND	2.0	0.15	ug/l	
78-93-3	2-Butanone (MEK)	ND	10	2.5	ug/l	
75-15-0	Carbon disulfide	ND	2.0	0.23	ug/l	
56-23-5	Carbon tetrachloride	ND	1.0	0.15	ug/l	
108-90-7	Chlorobenzene	ND	1.0	0.23	ug/l	
75-00-3	Chloroethane	ND	1.0	0.73	ug/l	
67-66-3	Chloroform	ND	1.0	0.081	ug/l	
74-87-3	Chloromethane	ND	1.0	0.13	ug/l	
124-48-1	Dibromochloromethane	ND	1.0	0.18	ug/l	
75-34-3	1,1-Dichloroethane	ND	1.0	0.13	ug/l	
107-06-2	1,2-Dichloroethane	ND	1.0	0.35	ug/l	
75-35-4	1,1-Dichloroethene	ND	1.0	0.81	ug/l	
156-59-2	cis-1,2-Dichloroethene	ND	1.0	0.24	ug/l	
156-60-5	trans-1,2-Dichloroethene	ND	1.0	0.17	ug/l	
78-87-5	1,2-Dichloropropane	ND	1.0	0.11	ug/l	
10061-01-5	cis-1,3-Dichloropropene	ND	1.0	0.071	ug/l	
10061-02-6	trans-1,3-Dichloropropene	ND	1.0	0.080	ug/l	
100-41-4	Ethylbenzene	ND	1.0	0.27	ug/l	
591-78-6	2-Hexanone	ND	5.0	0.73	ug/l	
108-10-1	4-Methyl-2-pentanone(MIBK)	ND	5.0	0.59	ug/l	
75-09-2	Methylene chloride	ND	2.0	0.20	ug/l	
100-42-5	Styrene	ND	5.0	0.12	ug/l	
79-34-5	1,1,2,2-Tetrachloroethane	ND	1.0	0.14	ug/l	
127-18-4	Tetrachloroethene	ND	1.0	0.37	ug/l	
108-88-3	Toluene	ND	1.0	0.14	ug/l	
71-55-6	1,1,1-Trichloroethane	ND	1.0	0.25	ug/l	
79-00-5	1,1,2-Trichloroethane	ND	1.0	0.17	ug/l	
79-01-6	Trichloroethene	ND	1.0	0.13	ug/l	

ND = Not detected MDL - Method Detection Limit
 RL = Reporting Limit
 E = Indicates value exceeds calibration range

J = Indicates an estimated value
 B = Indicates analyte found in associated method blank
 N = Indicates presumptive evidence of a compound

Report of Analysis

Client Sample ID: FB- 6/15		Date Sampled: 06/15/05	
Lab Sample ID: J1826-14		Date Received: 06/16/05	
Matrix: AQ - Field Blank Water		Percent Solids: n/a	
Method: SW846 8260B			
Project: Flower Station, 47 Northern Boulevard, Great Neck, NY			

VOA TCL List

CAS No.	Compound	Result	RL	MDL	Units	Q
75-01-4	Vinyl chloride	ND	1.0	0.66	ug/l	
1330-20-7	Xylene (total)	ND	1.0	0.17	ug/l	

CAS No.	Surrogate Recoveries	Run# 1	Run# 2	Limits
1868-53-7	Dibromofluoromethane	111%		79-121 %
17060-07-0	1,2-Dichloroethane-D4	119%		69-131 %
2037-26-5	Toluene-D8	110%		84-115 %
460-00-4	4-Bromofluorobenzene	118%		80-121 %

ND = Not detected MDL - Method Detection Limit
 RL = Reporting Limit
 E = Indicates value exceeds calibration range

J = Indicates an estimated value
 B = Indicates analyte found in associated method blank
 N = Indicates presumptive evidence of a compound

Report of Analysis

Client Sample ID:	TB- 6/15	Date Sampled:	06/15/05
Lab Sample ID:	J1826-15	Date Received:	06/16/05
Matrix:	AQ - Trip Blank Water	Percent Solids:	n/a
Method:	SW846 8260B	Project: Flower Station, 47 Northern Boulevard, Great Neck, NY	

Run #	File ID	DF	Analyzed	By	Prep Date	Prep Batch	Analytical Batch
Run #1	A98151.D	1	06/21/05	NDJ	n/a	n/a	VA3150
Run #2							

Run #	Purge Volume
Run #1	5.0 ml
Run #2	

VOA TCL List

CAS No.	Compound	Result	RL	MDL	Units	Q
67-64-1	Acetone	ND	10	2.3	ug/l	
71-43-2	Benzene	ND	1.0	0.31	ug/l	
75-27-4	Bromodichloromethane	ND	1.0	0.11	ug/l	
75-25-2	Bromoform	ND	4.0	0.17	ug/l	
74-83-9	Bromomethane	ND	2.0	0.15	ug/l	
78-93-3	2-Butanone (MEK)	ND	10	2.5	ug/l	
75-15-0	Carbon disulfide	ND	2.0	0.23	ug/l	
56-23-5	Carbon tetrachloride	ND	1.0	0.15	ug/l	
108-90-7	Chlorobenzene	ND	1.0	0.23	ug/l	
75-00-3	Chloroethane	ND	1.0	0.73	ug/l	
67-66-3	Chloroform	ND	1.0	0.081	ug/l	
74-87-3	Chloromethane	ND	1.0	0.13	ug/l	
124-48-1	Dibromochloromethane	ND	1.0	0.18	ug/l	
75-34-3	1,1-Dichloroethane	ND	1.0	0.13	ug/l	
107-06-2	1,2-Dichloroethane	ND	1.0	0.35	ug/l	
75-35-4	1,1-Dichloroethene	ND	1.0	0.81	ug/l	
156-59-2	cis-1,2-Dichloroethene	ND	1.0	0.24	ug/l	
156-60-5	trans-1,2-Dichloroethene	ND	1.0	0.17	ug/l	
78-87-5	1,2-Dichloropropane	ND	1.0	0.11	ug/l	
10061-01-5	cis-1,3-Dichloropropene	ND	1.0	0.071	ug/l	
10061-02-6	trans-1,3-Dichloropropene	ND	1.0	0.080	ug/l	
100-41-4	Ethylbenzene	ND	1.0	0.27	ug/l	
591-78-6	2-Hexanone	ND	5.0	0.73	ug/l	
108-10-1	4-Methyl-2-pentanone(MIBK)	ND	5.0	0.59	ug/l	
75-09-2	Methylene chloride	ND	2.0	0.20	ug/l	
100-42-5	Styrene	ND	5.0	0.12	ug/l	
79-34-5	1,1,2,2-Tetrachloroethane	ND	1.0	0.14	ug/l	
127-18-4	Tetrachloroethene	ND	1.0	0.37	ug/l	
108-88-3	Toluene	ND	1.0	0.14	ug/l	
71-55-6	1,1,1-Trichloroethane	ND	1.0	0.25	ug/l	
79-00-5	1,1,2-Trichloroethane	ND	1.0	0.17	ug/l	
79-01-6	Trichloroethene	ND	1.0	0.13	ug/l	

ND = Not detected MDL - Method Detection Limit
 RL = Reporting Limit
 E = Indicates value exceeds calibration range

J = Indicates an estimated value
 B = Indicates analyte found in associated method blank
 N = Indicates presumptive evidence of a compound

Report of Analysis

Client Sample ID: TB- 6/15		Date Sampled: 06/15/05
Lab Sample ID: J1826-15		Date Received: 06/16/05
Matrix: AQ - Trip Blank Water		Percent Solids: n/a
Method: SW846 8260B		
Project: Flower Station, 47 Northern Boulevard, Great Neck, NY		

VOA TCL List

CAS No.	Compound	Result	RL	MDL	Units	Q
75-01-4	Vinyl chloride	ND	1.0	0.66	ug/l	
1330-20-7	Xylene (total)	ND	1.0	0.17	ug/l	

CAS No.	Surrogate Recoveries	Run# 1	Run# 2	Limits
1868-53-7	Dibromofluoromethane	112%		79-121 %
17060-07-0	1,2-Dichloroethane-D4	120%		69-131 %
2037-26-5	Toluene-D8	110%		84-115 %
460-00-4	4-Bromofluorobenzene	116%		80-121 %

ND = Not detected MDL - Method Detection Limit
 RL = Reporting Limit
 E = Indicates value exceeds calibration range

J = Indicates an estimated value
 B = Indicates analyte found in associated method blank
 N = Indicates presumptive evidence of a compound

ACCUTEST LABORATORIES
NEW YORK STATE DEPARTMENT OF ENVIRONMENTAL CONSERVATION

SAMPLE PREPARATION AND ANALYSIS SUMMARY
VOLATILE (VOA) ANALYSIS

Project Numb J1826

Client Name C. A. Rich Consultants

Flower Station, 47 Northern Boulevard, Great Neck, NY

Laboratory		Date	Date Rec'd	Date	Date
Sample ID	Matrix	Collected	at Lab	Extracted	Analyzed
J1826-1	Ground Water	14-Jun-05	16-Jun-05	-	21-Jun-05
J1826-2	Ground Water	14-Jun-05	16-Jun-05	-	21-Jun-05
J1826-3	Ground Water	14-Jun-05	16-Jun-05	-	21-Jun-05
J1826-4	Ground Water	14-Jun-05	16-Jun-05	-	21-Jun-05
J1826-5	Ground Water	14-Jun-05	16-Jun-05	-	21-Jun-05
J1826-6	Ground Water	14-Jun-05	16-Jun-05	-	21-Jun-05
J1826-7	Ground Water	14-Jun-05	16-Jun-05	-	21-Jun-05
J1826-8	Ground Water	15-Jun-05	16-Jun-05	-	21-Jun-05
J1826-9	Ground Water	15-Jun-05	16-Jun-05	-	21-Jun-05
J1826-10	Ground Water	15-Jun-05	16-Jun-05	-	21-Jun-05
J1826-11	Ground Water	15-Jun-05	16-Jun-05	-	20-Jun-05
J1826-12	Ground Water	15-Jun-05	16-Jun-05	-	21-Jun-05
J1826-13	Ground Water	15-Jun-05	16-Jun-05	-	21-Jun-05
J1826-14	Trip Blank Water	15-Jun-05	16-Jun-05	-	21-Jun-05
J1826-15	Field Blank Water	15-Jun-05	16-Jun-05	-	21-Jun-05

Company Name: CH Rich Consultants Inc
Address: 17 Dupont Street
City: Plainview NY 11803
Project Contact: ERIC WEINSTOCK
Phone #: 516 576 8844
Sampler's Name: STEVE SOBASKI Mike Yager

Project Name: CDC-FF Site
Street: 47 Northern Blvd
City: Great Neck NY
Project #: CDC-FF
Fax #: 516 576 0093
Client Purchase Order #

FED-EX Tracking #
Accutest Quote # J1826
Bottle Order Control #
Accutest Job # J1826

Accutest Sample #	Field ID / Point of Collection	SUMMA #	MECH Val #	Collection		# of Matrix bottles	Number of preserved bottles													
				Date	Time		1	2	3	4	5	6	7	8	9					
-1	MW-1A			6-14	1110	3	3													
-2	MW-1C			1123		3														
-3	MW-2			1123		3														
-4	MW-3			1200		3														
-5	MW-4			1218		3														
-6	MW-99			1225		3														
-7	MW-4D			1228		3														
				1242		3														

Turnaround Time (Business Days): _____
Approved By / Date: _____

Std. 15 Business Days
 10 Day RUSH
 5 Day RUSH
 3 Day EMERGENCY
 2 Day EMERGENCY
 1 Day EMERGENCY
 Other

Commercial "A"
 Commercial "B"
 NJ Reduced
 NJ Full
 Other

FULL CLP
 NYASP Category A
 NYASP Category B
 State Forms
 EDD Format

Commercial "A" = Results Only

Emergency & Rush TIA data available VIA LabLink

Relinquished by	Date Time	Relinquished by	Date Time
1	6/15/05	2	UPS
3	6/14/05	4	M. Capina
5		5	

Sample Custody must be documented below each time samples change possession, including courier delivery.

Relinquished by	Date Time	Relinquished by	Date Time
1		2	
3		4	
5		6	

Relinquished by: _____ Date Time: _____
Relinquished by: _____ Date Time: _____
Relinquished by: _____ Date Time: _____

Preserved where applicable: _____
Cooler Temp: 6°C

VOC 8260 TEL

Comments / Remarks

Well MW-4 Additional Laboratory Data

ECOTEST LABORATORIES, INC.

ENVIRONMENTAL TESTING

377 SHEFFIELD AVE. • N. BABYLON, N.Y. 11703 • (631) 422-5777 • FAX (631) 422-5770

Email: ecotestlab@aol.com Website: www.ecotestlabs.com

LAB NO.251008.00

04/01/05

C.A. Rich Consultants, Incorporated
17 Dupont Street
Plainview, NY 11803

ATTN: Eric Weinstock

PO#:

SOURCE OF SAMPLE: CDC-FF, Great Neck, #CDC-FF

SOURCE OF SAMPLE:

COLLECTED BY: Client

DATE COL'D:03/25/05 RECEIVED:03/28/05

TIME COL'D:1030

MATRIX:Water SAMPLE: MW-4


ANALYTICAL PARAMETERS	UNITS	RESULT	FLAG	DATE OF ANALYSIS	LRL	ANALYTICAL METHOD
Chloromethane	ug/L	< 1		03/30/05	1	EPA8260
Bromomethane	ug/L	< 1		03/30/05	1	EPA8260
Dichlorodifluoromethane	ug/L	< 1		03/30/05	1	EPA8260
Vinyl Chloride	ug/L	< 1		03/30/05	1	EPA8260
Chloroethane	ug/L	< 1		03/30/05	1	EPA8260
Methylene Chloride	ug/L	< 1		03/30/05	1	EPA8260
Trichlorofluoromethane	ug/L	< 1		03/30/05	1	EPA8260
1,1 Dichloroethene	ug/L	< 1		03/30/05	1	EPA8260
1,1 Dichloroethane	ug/L	< 1		03/30/05	1	EPA8260
1,2 Dichloroethene	ug/L	7		03/30/05	2	EPA8260
Chloroform	ug/L	< 1		03/30/05	1	EPA8260
1,2 Dichloroethane	ug/L	< 1		03/30/05	1	EPA8260
111 Trichloroethane	ug/L	< 1		03/30/05	1	EPA8260
Carbon Tetrachloride	ug/L	< 1		03/30/05	1	EPA8260
Bromodichloromethane	ug/L	< 1		03/30/05	1	EPA8260
1,2 Dichloropropane	ug/L	< 1		03/30/05	1	EPA8260
t-1,3Dichloropropane	ug/L	< 1		03/30/05	1	EPA8260
Trichloroethene	ug/L	7		03/30/05	1	EPA8260
Chlorodibromomethane	ug/L	< 1		03/30/05	1	EPA8260
112 Trichloroethane	ug/L	< 1		03/30/05	1	EPA8260
c-1,3Dichloropropane	ug/L	< 1		03/30/05	1	EPA8260
2chloroethylvinylether	ug/L	< 1		03/30/05	1	EPA8260
Bromoform	ug/L	< 1		03/30/05	1	EPA8260
1122Tetrachloroethane	ug/L	< 1		03/30/05	1	EPA8260
Tetrachloroethene	ug/L	460		03/30/05	50	EPA8260

cc:

LRL=Laboratory Reporting Limit

REMARKS:

DIRECTOR



ECOTEST LABORATORIES, INC.

ENVIRONMENTAL TESTING

377 SHEFFIELD AVE. • N. BABYLON, N.Y. 11703 • (631) 422-5777 • FAX (631) 422-5770

Email: ecotestlab@aol.com Website: www.ecotestlabs.com

LAB NO.251008.00

04/01/05

C.A. Rich Consultants, Incorporated
17 Dupont Street
Plainview, NY 11803

ATTN: Eric Weinstock

PO#:

SOURCE OF SAMPLE: CDC-FF, Great Neck, #CDC-FF

SOURCE OF SAMPLE:

COLLECTED BY: Client

DATE COL'D:03/25/05 RECEIVED:03/28/05

TIME COL'D:1030

MATRIX:Water

SAMPLE: MW-4

ANALYTICAL PARAMETERS	UNITS	RESULT	FLAG	DATE OF ANALYSIS	LRL	ANALYTICAL METHOD
Chlorobenzene	ug/L	< 1		03/30/05	1	EPA8260
1,3 Dichlorobenzene (v)	ug/L	< 1		03/30/05	1	EPA8260
1,2 Dichlorobenzene (v)	ug/L	< 1		03/30/05	1	EPA8260
1,4 Dichlorobenzene (v)	ug/L	< 1		03/30/05	1	EPA8260

cc:

LRL=Laboratory Reporting Limit

REMARKS:

DIRECTOR



ECOTEST LABORATORIES, INC.

ENVIRONMENTAL TESTING

377 SHEFFIELD AVE. • N. BABYLON, N.Y. 11703 • (631) 422-5777 • FAX (631) 422-5770

Email: ecotestlab@aol.com Website: www.ecotestlabs.com

LAB NO.251271.00

04/19/05

C.A. Rich Consultants, Incorporated
17 Dupont Street
Plainview, NY 11803

ATTN: Eric Weinstock

PO#:

SOURCE OF SAMPLE: CDC/FF, Great Neck, #CDC/FF

SOURCE OF SAMPLE:

COLLECTED BY: Client DATE COL'D:04/13/05 RECEIVED:04/13/05

TIME COL'D:1430


MATRIX:Liquid SAMPLE: MW-4 (4/13/05)

ANALYTICAL PARAMETERS	UNITS	RESULT	FLAG	DATE OF ANALYSIS	LRL	ANALYTICAL METHOD
Chloromethane	ug/L	< 1		04/14/05	1	EPA8260
Bromomethane	ug/L	< 1		04/14/05	1	EPA8260
Dichlordifluoromethane	ug/L	< 1		04/14/05	1	EPA8260
Vinyl Chloride	ug/L	< 1		04/14/05	1	EPA8260
Chloroethane	ug/L	< 1		04/14/05	1	EPA8260
Methylene Chloride	ug/L	< 1		04/14/05	1	EPA8260
Trichlorofluoromethane	ug/L	< 1		04/14/05	1	EPA8260
1,1 Dichloroethene	ug/L	< 1		04/14/05	1	EPA8260
1,1 Dichloroethane	ug/L	< 1		04/14/05	1	EPA8260
1,2 Dichloroethene	ug/L	< 2		04/14/05	2	EPA8260
Chloroform	ug/L	< 1		04/14/05	1	EPA8260
1,2 Dichloroethane	ug/L	< 1		04/14/05	1	EPA8260
111 Trichloroethane	ug/L	< 1		04/14/05	1	EPA8260
Carbon Tetrachloride	ug/L	< 1		04/14/05	1	EPA8260
Bromodichloromethane	ug/L	< 1		04/14/05	1	EPA8260
1,2 Dichloropropane	ug/L	< 1		04/14/05	1	EPA8260
t-1,3Dichloropropene	ug/L	< 1		04/14/05	1	EPA8260
Trichloroethene	ug/L	< 1		04/14/05	1	EPA8260
Chlorodibromomethane	ug/L	< 1		04/14/05	1	EPA8260
112 Trichloroethane	ug/L	< 1		04/14/05	1	EPA8260
c-1,3Dichloropropene	ug/L	< 1		04/14/05	1	EPA8260
2chloroethylvinylether	ug/L	< 1		04/14/05	1	EPA8260
Bromoform	ug/L	< 1		04/14/05	1	EPA8260
1122Tetrachloroethane	ug/L	< 1		04/14/05	1	EPA8260
Tetrachloroethene	ug/L	290		04/14/05	20	EPA8260

cc:

LRL=Laboratory Reporting Limit

REMARKS:

DIRECTOR 

ECOTEST LABORATORIES, INC.

ENVIRONMENTAL TESTING

377 SHEFFIELD AVE. • N. BABYLON, N.Y. 11703 • (631) 422-5777 • FAX (631) 422-5770

Email: ecotestlab@aol.com Website: www.ecotestlabs.com

LAB NO.251271.00

04/19/05

C.A. Rich Consultants, Incorporated
17 Dupont Street
Plainview, NY 11803

ATTN: Eric Weinstock

PO#:

SOURCE OF SAMPLE: CDC/FF, Great Neck, #CDC/FF

SOURCE OF SAMPLE:

COLLECTED BY: Client DATE COL'D:04/13/05 RECEIVED:04/13/05

TIME COL'D:1430

MATRIX:Liquid SAMPLE: MW-4 (4/13/05)


ANALYTICAL PARAMETERS	UNITS	RESULT	FLAG	DATE OF ANALYSIS	LRL	ANALYTICAL METHOD
Chlorobenzene	ug/L	< 1		04/14/05	1	EPA8260
1,3 Dichlorobenzene (v)	ug/L	< 1		04/14/05	1	EPA8260
1,2 Dichlorobenzene (v)	ug/L	< 1		04/14/05	1	EPA8260
1,4 Dichlorobenzene (v)	ug/L	< 1		04/14/05	1	EPA8260

cc:

LRL=Laboratory Reporting Limit

REMARKS:

DIRECTOR



ECOTEST LABORATORIES, INC.

ENVIRONMENTAL TESTING

377 SHEFFIELD AVE. • N. BABYLON, N.Y. 11703 • (631) 422-5777 • FAX (631) 422-5770

Email: ecotestlab@aol.com Website: www.ecotestlabs.com
LAB NO. 251354.00 04/27/05

C.A. Rich Consultants, Incorporated
17 Dupont Street
Plainview, NY 11803

ATTN: Eric Weinstock PO#:

SOURCE OF SAMPLE: CDC/FF-Great Neck
SOURCE OF SAMPLE: CDC/FF
COLLECTED BY: Client DATE COL'D: 04/20/05 RECEIVED: 04/20/05
TIME COL'D: 1420

MATRIX: Water SAMPLE: MW-4, 4/20/05

ANALYTICAL PARAMETERS	UNITS	RESULT	FLAG	DATE OF ANALYSIS	LRL	ANALYTICAL METHOD
Chloromethane	ug/L	< 1		04/21/05	1	EPA8260
Bromomethane	ug/L	< 1		04/21/05	1	EPA8260
Dichlorodifluoromethane	ug/L	< 1		04/21/05	1	EPA8260
Vinyl Chloride	ug/L	< 1		04/21/05	1	EPA8260
Chloroethane	ug/L	< 1		04/21/05	1	EPA8260
Methylene Chloride	ug/L	< 1		04/21/05	1	EPA8260
Trichlorofluoromethane	ug/L	< 1		04/21/05	1	EPA8260
1,1 Dichloroethene	ug/L	< 1		04/21/05	1	EPA8260
1,1 Dichloroethane	ug/L	< 1		04/21/05	1	EPA8260
1,2 Dichloroethene	ug/L	< 2		04/21/05	2	EPA8260
Chloroform	ug/L	< 1		04/21/05	1	EPA8260
1,2 Dichloroethane	ug/L	< 1		04/21/05	1	EPA8260
111 Trichloroethane	ug/L	< 1		04/21/05	1	EPA8260
Carbon Tetrachloride	ug/L	< 1		04/21/05	1	EPA8260
Bromodichloromethane	ug/L	< 1		04/21/05	1	EPA8260
1,2 Dichloropropane	ug/L	< 1		04/21/05	1	EPA8260
t-1,3Dichloropropene	ug/L	< 1		04/21/05	1	EPA8260
Trichloroethene	ug/L	< 1		04/21/05	1	EPA8260
Chlorodibromomethane	ug/L	< 1		04/21/05	1	EPA8260
112 Trichloroethane	ug/L	< 1		04/21/05	1	EPA8260
c-1,3Dichloropropene	ug/L	< 1		04/21/05	1	EPA8260
2chloroethylvinylether	ug/L	< 1		04/21/05	1	EPA8260
Bromoform	ug/L	< 1		04/21/05	1	EPA8260
1122Tetrachloroethane	ug/L	< 1		04/21/05	1	EPA8260
Tetrachloroethene	ug/L	210		04/21/05	1	EPA8260

cc:

LRL=Laboratory Reporting Limit

REMARKS:

DIRECTOR



rn = 9241

NYSDOH ID # 10320

Page 1 of 2

377 SHEFFIELD AVE. • N. BABYLON, N.Y. 11703 • (631) 422-5777 • FAX (631) 422-5770

Email: ecotestlab@aol.com Website: www.ecotestlabs.com
LAB NO.251354.00 04/27/05

C.A. Rich Consultants, Incorporated
17 Dupont Street
Plainview, NY 11803

ATTN: Eric Weinstock PO#:

SOURCE OF SAMPLE: CDC/FF-Great Neck

SOURCE OF SAMPLE: CDC/FF

COLLECTED BY: Client DATE COL'D:04/20/05 RECEIVED:04/20/05

TIME COL'D:1420

MATRIX:Water SAMPLE: MW-4, 4/20/05

ANALYTICAL PARAMETERS	UNITS	RESULT	FLAG	DATE OF ANALYSIS	LRL	ANALYTICAL METHOD
Chlorobenzene	ug/L	< 1		04/21/05	1	EPA8260
1,3 Dichlorobenzene (v)	ug/L	< 1		04/21/05	1	EPA8260
1,2 Dichlorobenzene (v)	ug/L	< 1		04/21/05	1	EPA8260
1,4 Dichlorobenzene (v)	ug/L	< 1		04/21/05	1	EPA8260

cc:

LRL=Laboratory Reporting Limit

REMARKS:

DIRECTOR



ECOTEST LABORATORIES, INC.

ENVIRONMENTAL TESTING

377 SHEFFIELD AVE. • N. BABYLON, N.Y. 11703 • (631) 422-5777 • FAX (631) 422-5770

Email: ecotestlab@aol.com Website: www.ecotestlabs.com
LAB NO. 251699.00 05/23/05

C.A. Rich Consultants, Incorporated
17 Dupont Street
Plainview, NY 11803

ATTN: Eric Weinstock PO#:

SOURCE OF SAMPLE: CDC/FF-Great Neck
SOURCE OF SAMPLE: CDC/FF
COLLECTED BY: Client DATE COL'D: 05/12/05 RECEIVED: 05/13/05
TIME COL'D: 1230
MATRIX: Water SAMPLE: MW-4 5/12/05

ANALYTICAL PARAMETERS	UNITS	RESULT	FLAG	DATE OF ANALYSIS	LRL	ANALYTICAL METHOD
Chloromethane	ug/L	< 1		05/16/05	1	EPA8260
Bromomethane	ug/L	< 1		05/16/05	1	EPA8260
Dichlorodifluoromethane	ug/L	< 1		05/16/05	1	EPA8260
Vinyl Chloride	ug/L	< 1		05/16/05	1	EPA8260
Chloroethane	ug/L	< 1		05/16/05	1	EPA8260
Methylene Chloride	ug/L	< 1		05/16/05	1	EPA8260
Trichlorofluoromethane	ug/L	< 1		05/16/05	1	EPA8260
1,1 Dichloroethene	ug/L	< 1		05/16/05	1	EPA8260
1,1 Dichloroethane	ug/L	< 1		05/16/05	1	EPA8260
1,2 Dichloroethene	ug/L	6		05/16/05	2	EPA8260
Chloroform	ug/L	< 1		05/16/05	1	EPA8260
1,2 Dichloroethane	ug/L	< 1		05/16/05	1	EPA8260
111 Trichloroethane	ug/L	< 1		05/16/05	1	EPA8260
Carbon Tetrachloride	ug/L	< 1		05/16/05	1	EPA8260
Bromodichloromethane	ug/L	< 1		05/16/05	1	EPA8260
1,2 Dichloropropane	ug/L	< 1		05/16/05	1	EPA8260
t-1,3Dichloropropene	ug/L	< 1		05/16/05	1	EPA8260
Trichloroethene	ug/L	4		05/16/05	1	EPA8260
Chlorodibromomethane	ug/L	< 1		05/16/05	1	EPA8260
112 Trichloroethane	ug/L	< 1		05/16/05	1	EPA8260
c-1,3Dichloropropene	ug/L	< 1		05/16/05	1	EPA8260
2chloroethylvinylether	ug/L	< 1		05/16/05	1	EPA8260
Bromoform	ug/L	< 1		05/16/05	1	EPA8260
1122Tetrachloroethane	ug/L	< 1		05/16/05	1	EPA8260
Tetrachloroethene	ug/L	160		05/17/05	10	EPA8260

cc:

LRL=Laboratory Reporting Limit

REMARKS:

DIRECTOR



rn = 11718

NYSDOH ID # 10320

Page 1 of 2

ECOTEST LABORATORIES, INC.

ENVIRONMENTAL TESTING

377 SHEFFIELD AVE. • N. BABYLON, N.Y. 11703 • (631) 422-5777 • FAX (631) 422-5770

Email: ecotestlab@aol.com Website: www.ecotestlabs.com
LAB NO.251699.00 05/23/05

C.A. Rich Consultants, Incorporated
17 Dupont Street
Plainview, NY 11803
ATTN: Eric Weinstock P0#:

SOURCE OF SAMPLE: CDC/FF-Great Neck
SOURCE OF SAMPLE: CDC/FF
COLLECTED BY: Client DATE COL'D:05/12/05 RECEIVED:05/13/05
TIME COL'D:1230
MATRIX:Water SAMPLE: MW-4 5/12/05

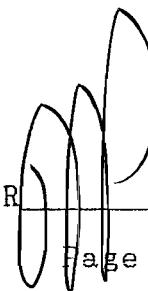
ANALYTICAL PARAMETERS	UNITS	RESULT	FLAG	DATE OF ANALYSIS	LRL	ANALYTICAL METHOD
Chlorobenzene	ug/L	< 1		05/16/05	1	EPA8260
1,3 Dichlorobenzene (v)	ug/L	< 1		05/16/05	1	EPA8260
1,2 Dichlorobenzene (v)	ug/L	< 1		05/16/05	1	EPA8260
1,4 Dichlorobenzene (v)	ug/L	< 1		05/16/05	1	EPA8260

cc:

LRL=Laboratory Reporting Limit

REMARKS:

DIRECTOR



ECOTEST LABORATORIES, INC.

ENVIRONMENTAL TESTING

377 SHEFFIELD AVE. • N. BABYLON, N.Y. 11703 • (631) 422-5777 • FAX (631) 422-5770

Email: ecotestlab@aol.com Website: www.ecotestlabs.com
LAB NO.251877.00 06/03/05

C.A. Rich Consultants, Incorporated
17 Dupont Street
Plainview, NY 11803

ATTN: Eric Weinstock PO#:

SOURCE OF SAMPLE: CDC/FF-Great Neck

SOURCE OF SAMPLE: CDC/FF

COLLECTED BY: Client

DATE COL'D:05/26/05 RECEIVED:05/26/05

TIME COL'D:1045

MATRIX:Water SAMPLE: MW-4 5/26/05


ANALYTICAL PARAMETERS	UNITS	RESULT	FLAG	DATE OF ANALYSIS	LRL	ANALYTICAL METHOD
Chloromethane	ug/L	< 1		05/31/05	1	EPA8260
Bromomethane	ug/L	< 1		05/31/05	1	EPA8260
Dichlorodifluoromethane	ug/L	< 1		05/31/05	1	EPA8260
Vinyl Chloride	ug/L	< 1		05/31/05	1	EPA8260
Chloroethane	ug/L	< 1		05/31/05	1	EPA8260
Methylene Chloride	ug/L	< 1		05/31/05	1	EPA8260
Trichlorofluoromethane	ug/L	< 1		05/31/05	1	EPA8260
1,1 Dichloroethene	ug/L	< 1		05/31/05	1	EPA8260
1,1 Dichloroethane	ug/L	< 1		05/31/05	1	EPA8260
1,2 Dichloroethene	ug/L	6		05/31/05	2	EPA8260
Chloroform	ug/L	< 1		05/31/05	1	EPA8260
1,2 Dichloroethane	ug/L	< 1		05/31/05	1	EPA8260
111 Trichloroethane	ug/L	< 1		05/31/05	1	EPA8260
Carbon Tetrachloride	ug/L	< 1		05/31/05	1	EPA8260
Bromodichloromethane	ug/L	< 1		05/31/05	1	EPA8260
1,2 Dichloropropane	ug/L	< 1		05/31/05	1	EPA8260
t-1,3Dichloropropene	ug/L	< 1		05/31/05	1	EPA8260
Trichloroethene	ug/L	4		05/31/05	1	EPA8260
Chlorodibromomethane	ug/L	< 1		05/31/05	1	EPA8260
112 Trichloroethane	ug/L	< 1		05/31/05	1	EPA8260
c-1,3Dichloropropene	ug/L	< 1		05/31/05	1	EPA8260
2chloroethylvinylether	ug/L	< 1		05/31/05	1	EPA8260
Bromoform	ug/L	< 1		05/31/05	1	EPA8260
1122Tetrachloroethane	ug/L	< 1		05/31/05	1	EPA8260
Tetrachloroethene	ug/L	190		05/31/05	10	EPA8260

cc:

REMARKS:

LRL=Laboratory Reporting Limit

DIRECTOR



rn = 12933

NYSDOH ID # 10320

Page 1 of 2

ECOTEST LABORATORIES, INC.

ENVIRONMENTAL TESTING

377 SHEFFIELD AVE. • N. BABYLON, N.Y. 11703 • (631) 422-5777 • FAX (631) 422-5770

Email: ecotestlab@aol.com Website: www.ecotestlabs.com

LAB NO.251877.00

06/03/05

C.A. Rich Consultants, Incorporated
17 Dupont Street
Plainview, NY 11803

ATTN: Eric Weinstock

PO#:

SOURCE OF SAMPLE: CDC/FF-Great Neck

SOURCE OF SAMPLE: CDC/FF

COLLECTED BY: Client

DATE COL'D:05/26/05 RECEIVED:05/26/05

TIME COL'D:1045

MATRIX:Water SAMPLE: MW-4 5/26/05

ANALYTICAL PARAMETERS	UNITS	RESULT	FLAG	DATE OF ANALYSIS	LRL	ANALYTICAL METHOD
Chlorobenzene	ug/L	< 1		05/31/05	1	EPA8260
1,3 Dichlorobenzene (v)	ug/L	< 1		05/31/05	1	EPA8260
1,2 Dichlorobenzene (v)	ug/L	< 1		05/31/05	1	EPA8260
1,4 Dichlorobenzene (v)	ug/L	< 1		05/31/05	1	EPA8260

cc:

LRL=Laboratory Reporting Limit

REMARKS:

DIRECTOR



rn = 12934

NYSDOH ID # 10320

Page 2 of 2

**Appendix B. Indoor Air and SVE
Laboratory Data**

ECOTEST LABORATORIES, INC.

ENVIRONMENTAL TESTING

377 SHEFFIELD AVE. • N. BABYLON, N.Y. 11703 • (631) 422-5777 • FAX (631) 422-5770

Email: ecotestlab@aol.com Website: www.ecotestlabs.com

LAB NO.252323.00

07/05/05

C.A. Rich Consultants, Incorporated
17 Dupont Street
Plainview, NY 11803

ATTN: Eric Weinstock

PO#:

SOURCE OF SAMPLE: 47 Northern Blvd., #CDC-FF

SOURCE OF SAMPLE:

COLLECTED BY: Client DATE COL'D:06/24/05 RECEIVED:06/24/05

TIME COL'D:1500

MATRIX:Air SAMPLE: AS-6/24


ANALYTICAL PARAMETERS	UNITS	RESULT	FLAG	DATE OF ANALYSIS	LRL	ANALYTICAL METHOD
Chloromethane	ug/m3	< 770		07/01/05	770	EPA8260
Bromomethane	ug/m3	< 770		07/01/05	770	EPA8260
Dichlorodifluoromethane	ug/m3	< 770		07/01/05	770	EPA8260
Vinyl Chloride	ug/m3	< 770		07/01/05	770	EPA8260
Chloroethane	ug/m3	< 770		07/01/05	770	EPA8260
Methylene Chloride	ug/m3	< 770		07/01/05	770	EPA8260
Trichlorofluoromethane	ug/m3	< 770		07/01/05	770	EPA8260
1,1 Dichloroethene	ug/m3	< 770		07/01/05	770	EPA8260
1,1 Dichloroethane	ug/m3	< 770		07/01/05	770	EPA8260
1,2 Dichloroethene	ug/m3	< 1500		07/01/05	1540	EPA8260
Chloroform	ug/m3	< 770		07/01/05	770	EPA8260
1,2 Dichloroethane	ug/m3	< 770		07/01/05	770	EPA8260
1,1,1 Trichloroethane	ug/m3	< 770		07/01/05	770	EPA8260
Carbon Tetrachloride	ug/m3	< 770		07/01/05	770	EPA8260
Bromodichloromethane	ug/m3	< 770		07/01/05	770	EPA8260
1,2 Dichloropropane	ug/m3	< 770		07/01/05	770	EPA8260
trans-1,3Dichloropropane	ug/m3	< 770		07/01/05	770	EPA8260
Trichloroethene	ug/m3	< 770		07/01/05	770	EPA8260
Chlorodibromomethane	ug/m3	< 770		07/01/05	770	EPA8260
1,1,2 Trichloroethane	ug/m3	< 770		07/01/05	770	EPA8260
cis-1,3Dichloropropane	ug/m3	< 770		07/01/05	770	EPA8260
2chloroethylvinylether	ug/m3	< 770		07/01/05	770	EPA8260
Bromoform	ug/m3	< 770		07/01/05	770	EPA8260
1,1,2,2Tetrachloroethane	ug/m3	< 770		07/01/05	770	EPA8260
Tetrachloroethene	ug/m3	74000		07/01/05	770	EPA8260

cc:

LRL=Laboratory Reporting Limit

REMARKS: Volume sampled: 1.3 Liters.

DIRECTOR



ECOTEST LABORATORIES, INC.

ENVIRONMENTAL TESTING

377 SHEFFIELD AVE. • N. BABYLON, N.Y. 11703 • (631) 422-5777 • FAX (631) 422-5770

Email: ecotestlab@aol.com Website: www.ecotestlabs.com

LAB NO.252323.00

07/05/05

C.A. Rich Consultants, Incorporated
17 Dupont Street
Plainview, NY 11803

ATTN: Eric Weinstock

PO#:

SOURCE OF SAMPLE: 47 Northern Blvd., #CDC-FF

SOURCE OF SAMPLE:

COLLECTED BY: Client

DATE COL'D:06/24/05 RECEIVED:06/24/05

TIME COL'D:1500

MATRIX:Air

SAMPLE: AS-6/24


ANALYTICAL PARAMETERS	UNITS	RESULT	FLAG	DATE OF ANALYSIS	LRL	ANALYTICAL METHOD
Chlorobenzene	ug/m3	< 770		07/01/05	770	EPA8260
1,3 Dichlorobenzene (v)	ug/m3	< 770		07/01/05	770	EPA8260
1,2 Dichlorobenzene (v)	ug/m3	< 770		07/01/05	770	EPA8260
1,4 Dichlorobenzene (v)	ug/m3	< 770		07/01/05	770	EPA8260

cc:

LRL=Laboratory Reporting Limit

REMARKS: Volume sampled: 1.3 Liters.
NIOSH Sorbent tube collection.

DIRECTOR



ECOTEST LABORATORIES, INC.

ENVIRONMENTAL TESTING

377 SHEFFIELD AVE. • N. BABYLON, N.Y. 11703 • (631) 422-5777 • FAX (631) 422-5770

Email: ecotestlab@aol.com Website: www.ecotestlabs.com

LAB NO. 250354.00

02/11/05

C.A. Rich Consultants, Incorporated
17 Dupont Street
Plainview, NY 11803

ATTN: Eric Weinstock

PO#:

SOURCE OF SAMPLE: 47 Northern Blvd., Great Neck, CDC-FF

SOURCE OF SAMPLE:

COLLECTED BY: Client

DATE COL'D: 01/31/05 RECEIVED: 01/31/05

TIME COL'D: 1345

MATRIX: Air SAMPLE: AS-1/31


ANALYTICAL PARAMETERS	UNITS	RESULT	FLAG	DATE OF ANALYSIS	LRL	ANALYTICAL METHOD
Chloromethane	ug/m3	< 78		02/08/05	78	EPA8260
Bromomethane	ug/m3	< 78		02/08/05	78	EPA8260
Dichlorodifluoromethane	ug/m3	< 78		02/08/05	78	EPA8260
Vinyl Chloride	ug/m3	< 78		02/08/05	78	EPA8260
Chloroethane	ug/m3	< 78		02/08/05	78	EPA8260
Methylene Chloride	ug/m3	< 78		02/08/05	78	EPA8260
Trichlorofluoromethane	ug/m3	< 78		02/08/05	78	EPA8260
1,1 Dichloroethene	ug/m3	< 78		02/08/05	78	EPA8260
1,1 Dichloroethane	ug/m3	< 78		02/08/05	78	EPA8260
1,2 Dichloroethene	ug/m3	670		02/08/05	156	EPA8260
Chloroform	ug/m3	< 78		02/08/05	78	EPA8260
1,2 Dichloroethane	ug/m3	< 78		02/08/05	78	EPA8260
111 Trichloroethane	ug/m3	< 78		02/08/05	78	EPA8260
Carbon Tetrachloride	ug/m3	< 78		02/08/05	78	EPA8260
Bromodichloromethane	ug/m3	< 78		02/08/05	78	EPA8260
1,2 Dichloropropane	ug/m3	< 78		02/08/05	78	EPA8260
t-1,3Dichloropropene	ug/m3	< 78		02/08/05	78	EPA8260
Trichloroethylene	ug/m3	1100		02/08/05	78	EPA8260
Chlorodibromomethane	ug/m3	< 78		02/08/05	78	EPA8260
112 Trichloroethane	ug/m3	< 78		02/08/05	78	EPA8260
c-1,3Dichloropropene	ug/m3	< 78		02/08/05	78	EPA8260
2chloroethylvinylether	ug/m3	< 78		02/08/05	78	EPA8260
Bromoform	ug/m3	< 78		02/08/05	78	EPA8260
1122Tetrachloroethane	ug/m3	< 78		02/08/05	78	EPA8260
Tetrachloroethene	ug/m3	540000		02/09/05	7800	EPA8260

cc:

LRL=Laboratory Reporting Limit

REMARKS:

DIRECTOR



ECOTEST LABORATORIES, INC.

ENVIRONMENTAL TESTING

377 SHEFFIELD AVE. • N. BABYLON, N.Y. 11703 • (631) 422-5777 • FAX (631) 422-5770

Email: ecotestlab@aol.com Website: www.ecotestlabs.com

LAB NO.250354.00

02/11/05

C.A. Rich Consultants, Incorporated
17 Dupont Street
Plainview, NY 11803

ATTN: Eric Weinstock

PO#:

SOURCE OF SAMPLE: 47 Northern Blvd., Great Neck, CDC-FF

SOURCE OF SAMPLE:

COLLECTED BY: Client DATE COL'D:01/31/05 RECEIVED:01/31/05

TIME COL'D:1345

MATRIX:Air SAMPLE: AS-1/31

ANALYTICAL PARAMETERS	UNITS	RESULT	FLAG	DATE OF ANALYSIS	LRL	ANALYTICAL METHOD
Chlorobenzene	ug/m3	< 78		02/08/05	78	EPA8260
1,3 Dichlorobenzene (v)	ug/m3	< 78		02/08/05	78	EPA8260
1,2 Dichlorobenzene (v)	ug/m3	< 78		02/08/05	78	EPA8260
1,4 Dichlorobenzene (v)	ug/m3	< 78		02/08/05	78	EPA8260

cc:

LRL=Laboratory Reporting Limit

REMARKS: Volume sampled: 1.28 liters.
NIOSH Sorbent tube collection.

DIRECTOR





6601 KIRKVILLE ROAD
EAST SYRACUSE, NY 13057
(315) 432-5227
FAX: (315) 437-0571
www.galsonlabs.com

Mr. Steve Sobstyl
CA Rich Consultants
17 Dupont Street
Plainview, NY 11803

July 05, 2005

DOH ELAP# 11626

Account# 14715

Login# L120052

Dear Mr. Sobstyl:

Enclosed are the analytical results of the samples received by our laboratory June 27, 2005. All test results meet the quality control requirements of AIHA and NELAC unless otherwise stated in this report.

Results in this report are based on the sampling data provided by the client and refer only to items tested. Unless otherwise requested, all samples will be discarded thirty days from the date of this report.

Please contact your client service representative, Charlene Moser at (888) 432-5227, if you would like any additional information regarding this report.

Thank you for using Galson Laboratories.

Sincerely,

Galson Laboratories

A handwritten signature in black ink that reads "F. Joseph Unangst". The signature is written in a cursive style with a large, prominent initial "F".

F. Joseph Unangst
Laboratory Director

Enclosure(s)



6601 KIRKVILLE ROAD
 EAST SYRACUSE, NY 13057
 (315) 432-5227
 FAX: (315) 437-0571
 www.galsonlabs.com

LABORATORY ANALYSIS REPORT

Client : CA Rich Consultants, Inc
 Site : CDC-FF
 Project No. : CDC-FF

Date Sampled : 23-JUN-05
 Date Received : 27-JUN-05
 Date Analyzed : 29-JUN-05

Account No.: 14715
 Login No. : L120052

Perchloroethylene

Sample ID	Lab ID	Time minutes	Total ug	Conc ug/m3
PDM-1	L120052-1	1442	0.19	4.5
PDM-2	L120052-2	1447	0.35	8.3
PDM-3	L120052-3	1443	0.06	1.4
PDM-4	L120052-4	1445	0.37	8.8
PDM-5	L120052-5	1447	0.43	10
PDM-6	L120052-6	1446	0.24	5.7
LAB BLANK	L120052-7	NA	<0.05	NA

COMMENTS: Total ug corrected for a desorption efficiency of 103%.

Level of quantitation: 0.05 ug
 Analytical Method : mod. NYS DOH 311-9
 OSHA PEL (TWA) : 100 ppm
 Collection Media : OVM
 Submitted by: RAF
 Approved by : dk
 Date : 05-JUL-05 NYS DOH # : 11626
 QC by: Jim Waelchli

< -Less Than mg -Milligrams m3 -Cubic Meters kg -Kilograms
 -Greater Than ug -Micrograms l -Liters NS -Not Specified
 -Not Applicable ND -Not Detected ppm -Parts per Million

Report To: **CA Kich Consultants, Inc**

17 DUPONT STREET
PLAINVILLE NY 11803
ATT: ERIC WEINSTOCK

Phone No.: 516-576-8844
Fax No.: 516-576-0093

Invoice To: **Same**

Phone No.:
Fax No.:



6601 Kirkville Rd
East Syracuse, NY 13057-9672
Tel: 315-432-5227
888-432-LABS(5227)
Fax: 315-437-0571
www.galsonlabs.com

Site Name: **CDC-FF** Project: **CDC-FF** Sampled By: **SJS**

Client Account No.: _____
Purchase Order No.: _____
Credit Card No.: _____
Card Holder Name: _____
Exp.: _____
Email / Fax Results To: _____
Email Address: _____
Fax No.: _____

Need Results By: (surcharge)
 5 Business Days 0%
 4 Business Days 35%
 3 Business Days 50%
 2 Business Days 75%
 Next Day by 6pm 100%
 Next Day by Noon 150%
 Same day 200%

Sample Identification	Date Sampled	Collection Medium	*Air Volume (Liters)	Passive Monitors (Min)	Analysis Requested	Method Reference	Specific DL Needed
PDM-1	6/23-24/05	Badge		1442	PCE	NYSDOH 311.9	5 ug/m ³
PDM-2				1447			
PDM-3				1443			
PDM-4				1445			
PDM-5				1447			
PDM-6				1446			

IF YOU DO NOT WANT A LABORATORY BLANK ADDED PLEASE CHECK BOX, otherwise, a blank will be added for each analyte and will be charged at normal rate.

List description of industry or process / interference's present in sampling area:

Comments: **SAMPLES REC'D INTACT, ALL ACCT. FOR.**

Chain of Custody
 Relinquished by: **STEVE SOBISTY** Signature: *[Signature]* Date/Time: **6-24-05**
 Received by LAB: **Alicia Unanue**
 Login #: **ADIOSA** * sample collection time X LPM = Air Vol. **05-27-05 09:30**