



~~AG~~
~~ST~~
~~JH~~
File
DM

~~RB~~

TELEPHONE 516-971-7000
TELEX 14462
ADDRESS 45 SEA CLIFF AVE
CABLE ADDRESS SLATERELEC

April 15, 1986

DEAR SIR:

Please find enclosed a copy of our revised contingency plan.

If you have any questions or would like to tour our facility please feel free to call.

Sincerely,

Charles Klotz

Charles K. Klotz
Manager Safety & Security

CONTINGENCY PLAN
SLATER ELECTRIC, INC.

APRIL, 1986

CONTINGENCY PLAN
APRIL, 1986
SLATER ELECTRIC, INC.
GLEN COVE, NEW YORK

TABLE OF CONTENTS

	<u>PAGE NO.</u>
SCOPE	1
1.0 FACILITY IDENTIFICATION AND GENERAL INFORMATION	1
1.1 Introduction	1
1.2 Waste Generating Operations	3
1.2.1 Waste Oil	3
1.2.2 Waste Perchloroethylene Sludge	5
1.2.3 Waste Safety Solvent	5
1.2.4 Waste Paint Thinner	5
1.3 Waste Storage	7
2.0 EMERGENCY COORDINATORS	7
3.0 IMPLEMENTATION OF THE CONTINGENCY PLAN	8
4.0 EMERGENCY RESPONSE PROCEDURES	9
4.1 Notification	9
4.2 Contamination and Control	11
4.3 Post-emergency Actions	11
5.0 EMERGENCY EQUIPMENT	12
6.0 COORDINATION AGREEMENTS	12
6.1 Nassau County Dept of Health	12
6.2 New York State Dept of Environ- mental Conservation	12
6.3 Nassau County Fire Marshal	13
6.4 Glen Cove Fire Dept.	13
6.5 Glen Cove Police Dept.	13
6.6 Community Hosp: at Glen Cove	14
6.7 Nassau County Police Dept.	14
7.0 EVACUATION PLAN	14
8.0 REPORTS	14

CONTINGENCY PLAN

APRIL, 1986

SLATER ELECTRIC, INC.

LIST OF FIGURES

<u>FIGURE NO.</u>		<u>PAGE NO.</u>
1-1	LOCATION MAP	2
1-2	SITE PLAN	4

LIST OF TABLES

<u>TABLE NO.</u>		<u>PAGE NO.</u>
1-1	BULK/HAZARDOUS WASTE GENERATION DATA	6

LIST OF DRAWINGS

<u>DRAWING NO.</u>		<u>PAGE NO.</u>
SLAT 83-01-03	FACILITY LAYOUT WITH FIRE FIGHTING EQUIPMENT AND OTHER SAFETY FACILITIES	POCKET

CONTINGENCY PLAN

APRIL, 1986

SLATER ELECTRIC, INC.

GLEN COVE, NEW YORK

SCOPE

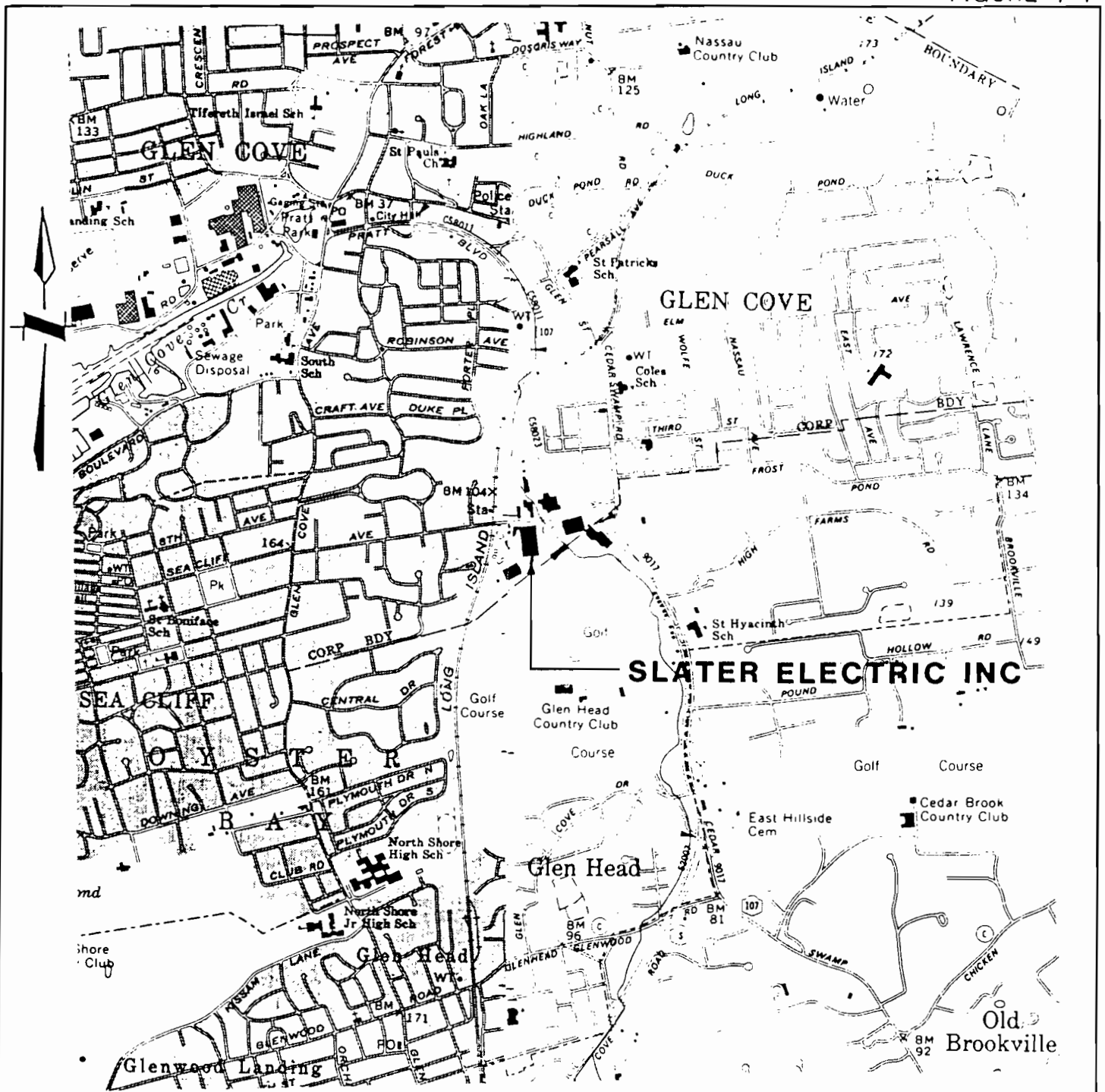
This Contingency Plan has been prepared in accordance with NYCRR Part 360(c)3 and RCRA 265 Subpart D, and is intended to outline the existing hazardous waste activity at Slater Electric's Glen Cove, New York manufacturing facility so as to assist the various state, county and local governmental agencies and authorities in the event of an emergency. The plan identifies possible emergency conditions, response procedures, emergency equipment and coordination agreements with the local authorities.

1.0 - FACILITY IDENTIFICATION AND GENERAL INFORMATION

1.1 - Introduction

Slater Electric, Inc. is a medium-sized manufacturing facility, engaged in the production of electrical wiring devices such as switches, junction boxes, receptacles, etc. Slater Electric's headquarters and the manufacturing facility are located on a 7.5 acre site at 45 Sea Cliff Avenue, Glen Cove, New York. The facility is less than 1,500 feet west of Cedar Swamp Road, 1,000 feet east of Glen Cove Avenue, and less than 500 feet west of the Sea Cliff Rail Road Station. See Figure 1-1, Location Map.

Slater Electric has been in operation at this location since the early 1950's. The Glen Cove facility consists of a number of interconnected buildings, which were added on as operations expanded. The buildings presently offer Slater Electric approximately 122,000 square feet of floor space and house the company's administrative, sales and manufacturing departments. The major manufacturing operations at this location involve plastic injection molding, stamping, component assembly, packaging and shipping. A site plan is shown in Figure 1-2.



LOCATION MAP

SCALE: 1"= 2000'

**SLATER ELECTRIC, INC
GLEN COVE, NEW YORK**

APRIL, 1986



HOLZMACHER, McLENDON & MURRELL, P.C.
CONSULTING ENGINEERS, ENVIRONMENTAL SCIENTISTS and PLANNERS

MELVILLE, N.Y.
FARMINGDALE, N.Y.
RIVERHEAD, N.Y.

Slater Electric employs approximately 400 people. The normal working hours are from 8:00 A.M. until 4:30 P.M. Operations at the injection molding department are conducted 24 hours per day on a three shift basis.

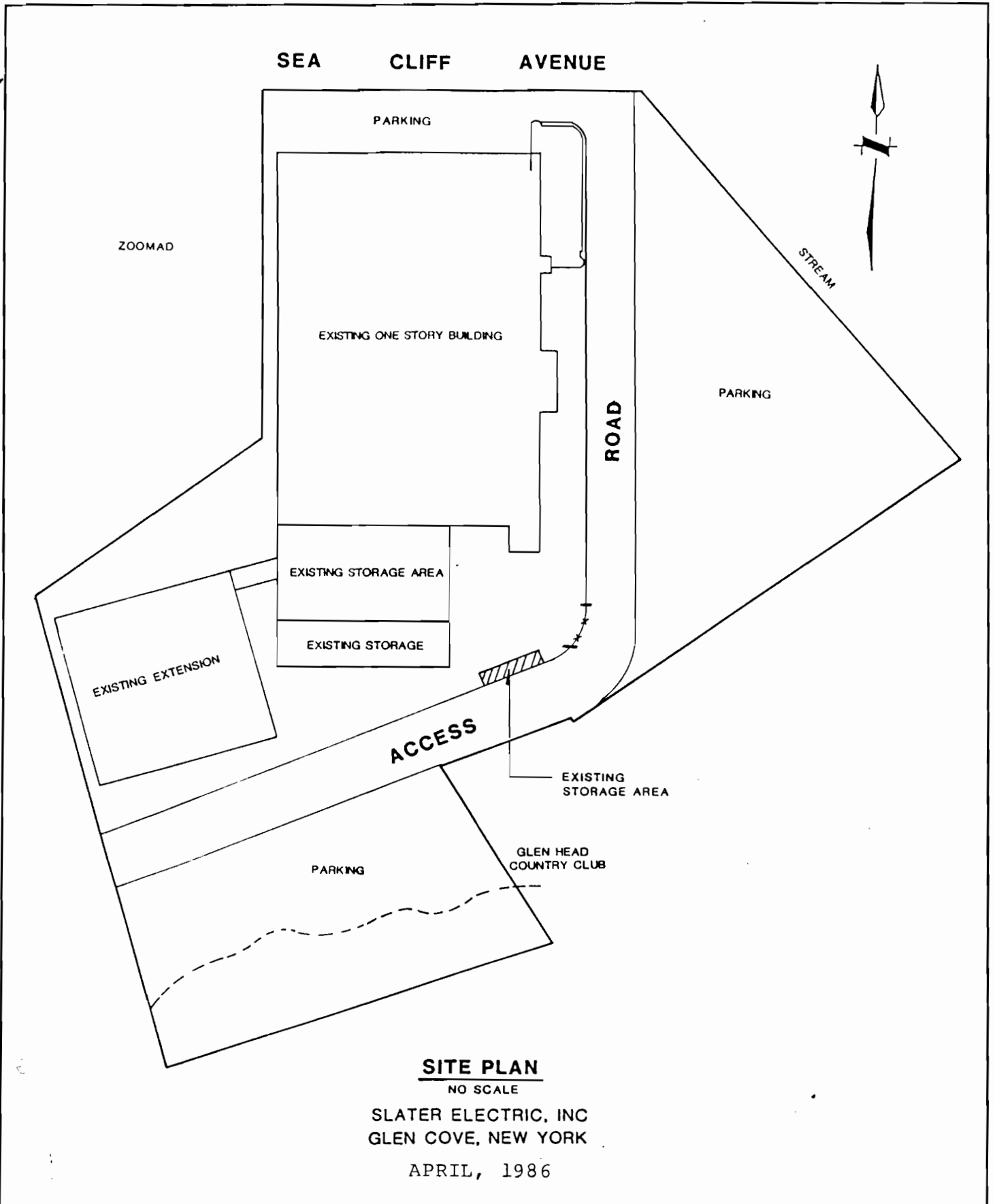
1.2 - Waste Generating Operations

Various waste materials that are generated from process operations requiring off-site disposal through a New York State licensed waste scavenger are explained below.

1.2.1 - Waste Oil

- a) Slater Electric operates a number of injection molding machines which use hydraulic oil. After continued use for a certain period of time, the hydraulic oil loses some of its physical characteristics (e.g., viscosity) and must be replaced with fresh oil. The waste hydraulic oil (approximately 200 gallons per month) is transferred by pump to metal drums and moved outside to the drum storage area, where it is transferred by pump into one of three (3) 275 gallon above ground steel tanks. The waste oil is disposed of via a local waste oil scavenger.
- b) The tapping machines used in the stamping department use a water soluble oil for lubrication purposes. The waste oil discharged from these machines (approximately 85 gallons per month) is collected in metal drums, moved outside and transferred to one of three (3) 275 gallon steel tanks and disposed of via a local waste oil scavenger.
- c) Miscellaneous waste oils generated by the maintenance department (approximately 15 gallons per month) are handled in the same manner as the waste hydraulic and lubricating oils.

FIGURE 1-2



SITE PLAN

NO SCALE

SLATER ELECTRIC, INC
GLEN COVE, NEW YORK

APRIL, 1986



HOLZMACHER, McLENDON & MURRELL, P.C.
CONSULTING ENGINEERS, ENVIRONMENTAL SCIENTISTS and PLANNERS

MELVILLE, N.Y.
FARMINGDALE, N.Y.
RIVERHEAD, N.Y.

1.2.2 - Waste Perchloroethylene Sludge

Slater Electric operates two (2) vapor degreasers in its stamping department. The degreasers use perchloroethylene as the degreasing agent and are used to clean metal parts after tapping. Waste perchloroethylene sludge (approximately 660 gallons per month) is collected in metal drums and moved outside to the drum storage area to await off-site disposal. The manufacturer who supplies raw perchloroethylene to Slater Electric periodically removes this waste material for recovery at its facility.

1.2.3 - Waste Safety Solvent

Safety solvent (a hydrocarbon solvent) is used to clean metal punch press dies in the stamping department washing tanks. Waste solvent generated here (approximately 110 gallons per month) is collected in metal drums and transferred to the drum storage area to await off-site disposal via a licensed industrial waste scavenger.

1.2.4 - Waste Paint Thinner

Slater Electric operates a small spray painting facility in order to paint small components used in various electrical fixtures. Waste paint thinner residue (approximately 55 gallons per year) is collected in metal drums and transferred to the drum storage area to await off-site disposal via a licensed industrial waste scavenger.

A summary of all wastes generated at Slater Electric requiring off-site disposal is presented in Table 1-1.

TABLE 1-1BULK/HAZARDOUS WASTE GENERATION DATA

<u>PROCESS/ OPERATION</u>	<u>WASTE</u>	<u>QUANTITY PER MONTH</u>
Injection Molding	Hydraulic Oil*	200 gal.
Tapping Machines	Water Soluble Oil*	85 gal.
Maintenance Dept.	Waste Oil*	15 gal.
Vapor Degreasers, Stamping Dept.	Perchloroethylene Sludge	660 gal.
Washing Tanks, Stamping Dept.	Safety Solvent (Hydrocarbon Solvent)	110 gal.
Spray Paint Booth	Paint Thinner	55 gal. per year

* These waste materials are not contaminated with any process/hazardous materials, and therefore, are not hazardous waste. These are removed off-site by a local waste oil scavenger.

1.3 - Waste Storage

The wastes generated at Slater Electric which require off-site disposal are temporarily stored on-site in metal drums or steel tanks that are compatible with the materials stored. Waste oils are stored in three (3) above ground steel tanks. All other wastes are stored in 55 gallon metal drums. The holding tanks are presently stored outside the facility building on a concrete slab. The metal drums are stored in a three (3) sided enclosed steel shed, installed over a concrete liquid-sealed "tub" to prevent any accidental spill from coming in contact with the ground.

2.0 - EMERGENCY COORDINATORS

Slater Electric's emergency coordinators include one primary emergency coordinator and two alternate emergency coordinators. The coordinators, their addresses, duties, responsibilities and other details are explained as follows:

PRIMARY EMERGENCY COORDINATOR

Mr. George Roppelt
No. 4, Bridle Path
Farmingville, NY 11738
(516) 289-6496

ALTERNATE EMERGENCY COORDINATORS

Mr. Charles Klotz
No. 80A, Ryefield Road
Locust Valley, NY 11560
(516) 676-5383

Mr. Robert Fleck
No. 37, Southridge Drive
Glen Cove, NY 11542
(516) 671-4522

During normal operating hours (8:00 A.M. - 4:30 P.M.), at least one of the above-named emergency coordinators will be on-site. In case of emergency during off-duty hours, each can be reached at home by telephone. The emergency coordinator will be responsible for handling all emergency situations in the facility (possible emergency situations are discussed in later sections). To implement the contingency plan, the emergency coordinators are authorized to commit the necessary resources of the facility and to instruct other employees to assist in the event of an emergency.

Each emergency coordinator is thoroughly familiar with all aspects of Slater Electric's contingency plan, facility operations, plant layout, and the locations and use of all emergency equipment. It will be the responsibility of the emergency coordinator to identify any and all imminent and actual emergency conditions, assess the situation and initiate implementation of the contingency plan as he sees fit.

The emergency coordinator will also be responsible for all post-emergency actions including, but not limited to, post-emergency clean-up, safe disposal of hazardous materials and submission of a written report on the incident to the NYSDEC.

3.0 - IMPLEMENTATION OF THE CONTINGENCY PLAN

The provisions of this contingency plan will be implemented whenever an incident (spill, fire or explosion) occurring at Slater Electric's facility threatens or presents a hazard to human health and/or the environment. The emergency coordinator has the full responsibility and authority to make this determination. The following potential emergencies, depending on the degree of seriousness, might call for the implementation of the contingency plan:

- a) On-site spillage during transfer or storage of wastes listed in Table 1-1.
- b) Any fire, explosion or release of dangerous fumes as a result of a fire or explosion.
- c) Any other condition which is determined by the emergency coordinator as dangerous or harmful to human health and/or the environment.

The potential for any spill, leak or unplanned sudden or non-sudden release of wastes from Slater Electric's storage facility is minimized, because the drums holding various waste materials are compatible with the materials stored, and are frequently inspected. The storage area was built to contain any spill, leak or unplanned sudden or non-sudden release of any waste, and is protected from rainfall.

4.0 - EMERGENCY RESPONSE PROCEDURES

Emergency response procedures at Slater Electric shall include identification of an actual or imminent emergency condition, notification of plant personnel and outside emergency personnel (police, fire, ambulance), containment and control, and clean-up. The seriousness of any emergency condition, as determined by the emergency coordinator, will dictate what emergency response action(s) should be taken.

4.1 - Notification

- a) Any employee discovering a fire or hazardous release that is not readily controllable with equipment and materials on-hand, must use the paging telephone system to summon the emergency coordinator. If the emergency situation involves a fire or an explosion, the employee must immediately notify plant personnel and the local fire department.
- b) All employees hearing the announcement/alarm must close down and secure their equipment and proceed immediately to the parking lot to await further instructions from the emergency coordinator.
- c) The emergency coordinator, upon being notified of an emergency situation, must immediately assess the situation, notify the appropriate parties and determine what type of response action should be taken to contain and control the incident. In the case of fire or explosion, he will order the immediate evacuation of the plant, if this has not already been done.
- d) The emergency coordinator or one of his deputies will conduct roll call for all employees who have signed in to ensure that all employees are accounted for.
- e) In case of an emergency such as fire or explosion, the emergency coordinator will notify:
 - 1) Glen Cove Fire Department - by calling the telephone exchange operator.
 - 2) Nassau county Fire Marshal's office - 24 hour hot line (516) 535-7078.

- 3) Glen Cove Police Department - (516) 676-1000.
- 4) Community Hospital to Glen Cove - (516) 676-5000.
- 5) New York State Department of Environmental Conservation - 24 hour hot line - (518) 457-7362.

Normally, the Glen Cove Police Department will call for an ambulance if one is required and notify the Glen Cove Hospital of the expected casualties.

- f) In a non-fire emergency, such as spillage, etc., the emergency coordinator will notify:
- 1) Glen Cove Fire Department - by calling the telephone exchange operator.
 - 2) Glen Cove Police Department - (516) 676-1000.
 - 3) Nassau County Fire Marshal's Office - 24 hour hot line - (516) 535-7078.
 - 4) Nassau County Department of Health - 24 hour hot line - (516) 795-0880.
 - 5) New York State Department of Environmental Conservation - 24 hour hot line - (800) 457-7362.

In notifying the authorities, the emergency coordinator should provide the following information:

- 1) Name, location, address and telephone number of where he is calling from.
- 2) Address and location of the emergency.
- 3) Nature of emergency.
- 4) Materials involved.
- 5) Expected number of casualties (if applicable).

4.2 - Containment and Control

The emergency coordinator, with the assistance of personnel in the facility or any emergency personnel responding to the incident, will take all necessary measures to contain and prevent the spread of any hazardous condition.

- a) In case of a waste perchloroethylene spill or leak, Slater Electric would use absorbent materials in the form of blankets, pillows or granules to contain the spill.
- b) In case of a waste hydraulic oil, water soluble machine oil, safety solvent and waste paint thinner spill or leak, Slater Electric would use absorbent materials in the form of blankets, pillows, or granules to contain the spill.
- c) In case of a drum leak, the contents of the leaking drum shall be immediately transferred to a secure drum. Any spillage will be handled as previously explained.
- d) In case of a tank leak, the contents of the leaking tank shall be transferred to another tank or into portable drums. Any spillage will be handled as previously explained.
- e) In case of a fire, hand-held fire extinguishers will be used to isolate and contain the incident. In a major fire or explosion within the main plant facility, the automatic sprinkler will be activated.

4.3 - Post-Emergency Actions

Following the containment and control of an emergency, the emergency coordinator will be responsible for the post-emergency actions. This may include the collection, treatment and disposal of any contaminated soil, water or other materials affected by the emergency.

The emergency coordinator will be responsible for ensuring that all emergency equipment is restored to its operating condition. He will also investigate the cause of the emergency and take all necessary actions to prevent its reoccurrence. This may include amendments to the contingency plan.

All follow-up reports regarding the emergency situation, action taken and the facility's capabilities to prevent and handle such an emergency in the future will be prepared by the emergency coordinator. A copy of this report will be submitted to NYSDEC.

5.0 - EMERGENCY EQUIPMENT

Paging telephones, to be used for internal warning and to notify and/or summon emergency response personnel (fire, police, etc.) are located throughout Slater Electric's facility.

Wall-mounted fire extinguishers are strategically located throughout the facility. The plant building contains approximately 75 wall-mounted extinguishers. All are designed to control Class B (liquid) and Class C (electrical) fires. In addition to the above-mentioned extinguishers, the plant is equipped with an automatically activated overhead sprinkler system.

Slater Electric maintains a number of first aid kits to handle minor cuts, burns and abrasions. The location of the fire extinguishers, first aid kits, eye wash stations and the fire service connections are shown in Drawing SLAT 83-01-03.

6.0 - COORDINATION AGREEMENTS

6.1 - Nassau County Department of Health

The Nassau County Department of Health (NCDH) has received a copy of this contingency plan. In case of an emergency situation involving release of hazardous wastes to the environment, Mr. Larry Sama of the Bureau of Land Resources Management should be notified at (516) 535-2406. During non-working hours and on weekends NCDH can be reached at its 24 hour hot line - (516) 795-0880.

6.2 - New York State Department of Environmental Conservation

Mr. Gerald Brezner, Regional Director of Solid Waste for the New York State Department of Environmental Conservation (NYSDEC) has received a copy of this contingency plan. In case of a sudden or non-sudden release of hazardous waste to the environment, the NYSDEC should be notified.

Upon notification of an incident, representatives of NYSDEC will assist in assessing any necessary remedial actions. In case of an emergency, the NYSDEC should be notified by calling (516) 751-7900. During non-working hours and on weekends, the NYSDEC can be reached at its 24 hour hot line (800) 457-7362.

6.3 - Nassau County Fire Marshal

Mr. David Bartow of the Nassau County Fire Marshal's office has received a copy of this contingency plan. The fire marshal, at the request of the local fire department responding to an emergency condition, will provide assistance in situations involving fires or explosions and in spills involving flammable liquids where a potential fire or explosive condition exists.

6.4 - Glen Cove Fire Department

Chief Richard Klenkel of the Glen Cove Fire Department has received a copy of this contingency plan. Glen Cove Fire Department located on Glen Avenue, Glen Cove, will be the local fire department responding to any emergency condition at Slater Electric's facility. In case of an emergency, the Glen Cove Fire Department should be notified by calling the telephone exchange operator, or 676-0366.

6.5 - Glen Cove Police Department

Chief Timothy Edwards of the Glen Cove Police Department has received a copy of this contingency plan. Glen Cove Police Department located on 146 Glen Street, Glen Cove, will be the local police department responding to any emergency condition at Slater Electric's facility. In an emergency, Glen Cove Police Department will Notify and summon an ambulance if one is required. In case of an emergency, the Glen Cove Police Department should be notified by calling (516) 676-1000.

6.6 - Community Hospital at Glen Cove

Mr. Walter R. Rentschler of the Community Hospital at Glen Cove has received a copy of this contingency plan. Glen Cove Hospital is located on St. Andrews Lane, Glen Cove. In case of an emergency, the Glen Cove Hospital should be contacted at (516) 676-5000. In most emergency conditions, the Glen Cove Police Department will summon an ambulance and also notify the Glen Cove Hospital of the expected casualties.

6.7 - Nassau County Police Department

Mr. John Blankenhorn, Deputy Inspector at the Civil Preparedness Division of the Nassau County Police Department, has received a copy of this contingency plan. In case of an emergency, the Nassau County Police Department should be notified by calling the exchange operator or (516) 535-7524.

7.0 - EVACUATION PLAN

Personnel at Slater Electric's facility will be evacuated in case of a fire, explosion or any other emergency condition which the emergency coordinator determines as being a danger to personnel. If evacuation is necessary, plant personnel will be notified over the paging system.

Personnel should evacuate the facility through the nearest safe exit and proceed to the nearest parking area. Personnel should not attempt to move their cars, unless authorized by the emergency coordinator, as this may hinder the movement of emergency vehicles.

8.0 - REPORTS

Following an emergency condition which required implementation of all or a portion of the contingency plan, the emergency coordinator should submit a report of the incident to the regulatory agencies. The report should contain the following information:

- 1) Company name, location and telephone number.
- 2) Date and time of incident.
- 3) The nature and cause of the incident.
- 4) All actions taken by Slater Electric and other emergency response personnel as a result of the incident.
- 5) A description of the clean-up efforts taken following the incident.
- 6) A description of the adequacy of the contingency plan or amendments to the contingency plan.
- 7) A description of any corrective measures initiated to prevent a similar occurrence.
- 8) The condition of all emergency equipment at the facility.

The report should be forwarded to the following agencies:

- 1) New York State Department of Environmental Conservation.
- 2) Nassau County Department of Health Services.

This contingency plan is based on a proposed contingency plan made by Holzmacher, McLendon & Murrell, P.C., in December, 1983.

**PART 360 PERMIT
CONTINGENCY PLAN**

H2M Consulting Engineers
Environmental Scientists
Planners
Holzmacher, McLendon & Murrell, P.C.
Riverside, N.Y. Farmingdale, N.Y.

516-752-8066
516-694-3010
516-727-3480
516-664-3410

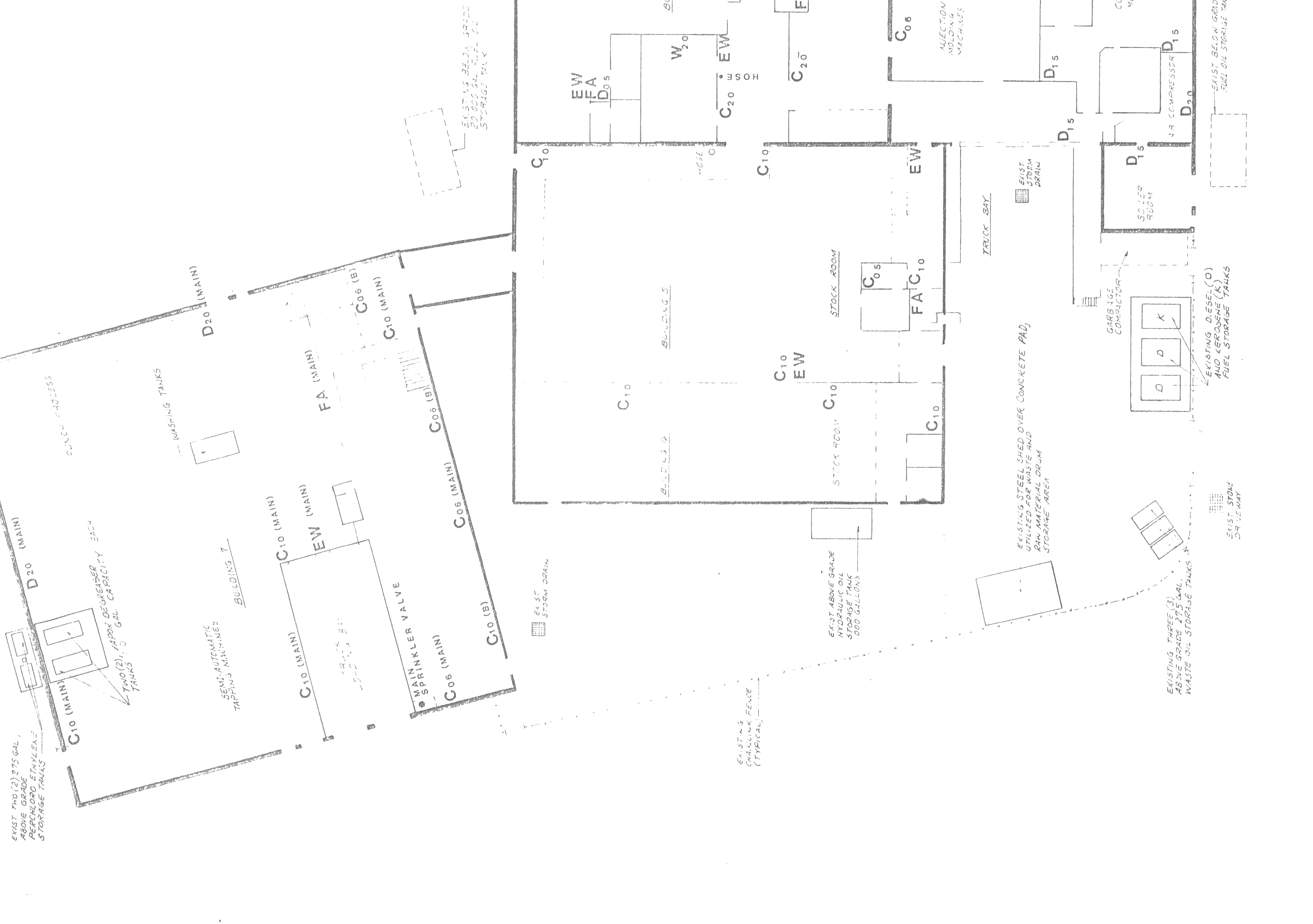
Sheet Title: FACILITY LAYOUT WITH FIRE FIGHTING
EQUIPMENT AND OTHER SAFETY FACILITIES

Sheet 4 OF 4

Prepared By: S.L.T. 85-C	Scale: 1" = 20'
Drawn By: J.S.	Date: JULY, 1983
Checked By:	Revised: APRIL 1985 / ML
Reviewed By:	Approved: APRIL 1985 / ML

LEGEND	
D _{xx}	CARBON DIOXIDE CAPACITY (BC RATING)
C _{xx}	DRY CHEMICAL CAPACITY (BC RATING)
H _{xx}	HALON CAPACITY (BC RATING)
W _{xx}	WATER CAPACITY
FA	FIRST AID KIT
EW	EYE WASH STATION
L.L.	LOWER LEVEL
1F	FIRST FLOOR
2F	SECOND FLOOR
MAIN	MAIN FLOOR
B	BASEMENT

NOTE: SUBSCRIPT INDICATES EXTINGUISHERS CAPACITY



EXIST. TWO (2) 275 GAL. ABOVE GRADE PERCHLOROETHYLENE STORAGE TANKS

EXIST. ABOVE GRADE HYDRAULIC OIL STORAGE TANK 500 GALLONS

EXIST. STEEL SHED OVER CONCRETE PAD

EXIST. DIESEL (O) AND KEROSENE (K) FUEL STORAGE TANKS

EXIST. THREE (3) ABOVE GRADE 12.5 GAL. WASTE OIL STORAGE TANKS

EXIST. 275 GAL. ABOVE GRADE STORAGE TANK

EXIST. 500 GAL. ABOVE GRADE STORAGE TANK

EXIST. 500 GAL. ABOVE GRADE STORAGE TANK

EXIST. 500 GAL. ABOVE GRADE STORAGE TANK

EXIST. 500 GAL. ABOVE GRADE STORAGE TANK

EXIST. 500 GAL. ABOVE GRADE STORAGE TANK

EXIST. 500 GAL. ABOVE GRADE STORAGE TANK

EXIST. 500 GAL. ABOVE GRADE STORAGE TANK

EXIST. 500 GAL. ABOVE GRADE STORAGE TANK

EXIST. 500 GAL. ABOVE GRADE STORAGE TANK

EXIST. 500 GAL. ABOVE GRADE STORAGE TANK

EXIST. 500 GAL. ABOVE GRADE STORAGE TANK

EXIST. 500 GAL. ABOVE GRADE STORAGE TANK

EXIST. 500 GAL. ABOVE GRADE STORAGE TANK