



Dvirka and Bartilucci

CONSULTING ENGINEERS

330 Crossways Park Drive, Woodbury, New York 11797-2015
516-364-9890 • 718-460-3634 • Fax: 516-364-9045
e-mail: findingsolutions@db-eng.com

August 7, 2007

Principals

Nicholas J. Bartilucci, P.E.
President

Henry J. Chlupsa, P.E.
Executive Vice President

Steven A. Fangmann, P.E.
Senior Vice President

Richard M. Walka
Senior Vice President

John A. Mirando, P.E.
Vice President

Garrett M. Byrnes, P.E.
Vice President

Anthony O. Conetta, P.E.
Vice President

Dennis F. Koehler, P.E.
Vice President

Joseph H. Marturano
Vice President

Kenneth J. Pritchard, P.E.
Vice President

Theodore S. Pytlar, Jr.
Vice President

Brian M. Veith, P.E.
Vice President

Senior Associates

Thomas P. Fox, P.G.

Robert L. Haynie, P.E.

William D. Merkin, P.E.

Michael Neuberger, P.E.

Kenneth P. Wenz, Jr., C.P.G.

Associates

Joseph F. Baader

Steven M. Cabrera

Rudolph F. Cannavale

Christopher M. Clement

Ellen R. DeOrsay

Stefanos J. Eapen, R.A.

Joseph A. Fioraliso, P.E.

Christopher W. Francis

Michael R. Hofgren

Sean Pepling, P.G.

Edward J. Reilly

Daniel Shabat, P.E.

Charles J. Wachsmuth, P.E.

Mr. Payson Long
Division of Environmental Remediation
New York State Department of Environmental Conservation
625 Broadway, 12th Floor
Albany, NY 12233-7013

Re: Franklin Cleaners Site (Site No. 1-30-050)
D&B Work Assignment No. D004446-01
Quarterly Report No. 9 (September 1, 2006 through November 30, 2006)
D&B No. 2531-03

Dear Mr. Long:

The purpose of this letter is to summarize the performance monitoring of the groundwater extraction and treatment system, located approximately 1 mile south/ downgradient of the Franklin Cleaners Site (see Attachment A, Figure 1). This performance monitoring report covers the period from September 1, 2006 through November 30, 2006. Presented below is a summary of system operations during the quarter, as well as the results of analytical testing completed, in accordance with the work plan for the referenced work assignment.

Groundwater Extraction and Treatment System Operations

During this period, extraction well EW-1 operated at an average pump rate of 39.0 gallons per minute. Extraction well EW-2 was not in operation for the duration of the quarter, due to an overload failure of variable frequency drive (VFD) No. 2. Under the new subcontract for maintenance services executed on November 12, 2006, Systematic Technologies diagnosed the problem with EW-2 on December 6, 2006 as a short circuit to the ground in the down-well/pump power cable assembly. A Scope of Work to pull the extraction well pump and replace it is currently being prepared to submit to the New York State Department of Environmental Conservation (NYSDEC) for review.

Approximately 5,019,700 gallons of treated groundwater, based on measurements recorded at the treatment system discharge flow meter, were discharged to the Nassau County Department of Public Works (NCDPW) storm sewer system. It should be noted that this volume is consistent with the influent flow meter which recorded approximate 4,600,700 gallons of groundwater entering the treatment system.

Mr. Payson Long
Division of Environmental Remediation
New York State Department of Environmental Conservation
August 7, 2007

Page 2

During this period, the groundwater extraction and treatment system was inoperative for a total of approximately 216 hours due to system alarm conditions and routine system maintenance. The "down time" was not consecutive and occurred over the course of the reporting period involving two alarm episodes and one maintenance event. A summary of system downtime is presented in Attachment B. Copies of routine system maintenance reports, as prepared by EnviroTrac, are presented in Attachment C.

Groundwater Extraction and Treatment System Sampling

Samples were collected from the EW-1 well influent line sample tap, as well as from the air stripper (liquid) discharge sample tap, at a frequency of twice per month during the months of this period. No samples were collected from extraction well EW-2 during the period as the extraction well was inoperative. Each sample was analyzed for volatile organic compounds (VOCs) by United States Environmental Protection Agency (USEPA) Method OLMO4.2. The samples collected from the air stripper discharge sample tap were also analyzed for iron and manganese by USEPA Method 200.7 and for pH by USEPA Method 150.1.

Sample results are presented in Attachment D. The analytical results of samples collected from the system influent are compared to the NYSDEC Class GA groundwater standards and guidance values, and the analytical results of samples collected from the air stripper discharge are compared to the effluent limitations. As can be seen from the analytical results in Attachment D, extraction well EW-1 continues to extract tetrachloroethene (PCE) at concentrations ranging from a low of 17 micrograms per liter (ug/l) on November 28, 2006, to a high of 24 ug/l on October 30, 2006, which are both above the PCE Class GA groundwater standard of 5 ug/l. The discharge sample results for the period were all below the VOC effluent limitations and were also in compliance with the iron, manganese and pH effluent limitations.

Approximately 0.81 pounds of PCE were removed from the extracted groundwater by the low profile air stripper during the reporting period. The average PCE removal efficiency for this quarter was greater than 97 percent. Refer to Attachment E for a summary of the extraction and treatment system performance results since the system was placed in operation.

Vapor phase samples were collected from the two carbon adsorption unit influent and effluent sample taps at a frequency of once per week. Each sample was collected by filling a Tedlar bag directly from the sample taps and the samples were screened using a calibrated, handheld photoionization detector (PID). During the period, all PID readings collected at the carbon vessel outlets were 0.0 parts per million (ppm). Refer to Attachment D for results of vapor phase samples collected during the period.

Groundwater Quality Data

The network of downgradient groundwater monitoring wells were sampled to evaluate the effectiveness of the groundwater extraction and treatment system. Samples were collected from ASMW-1, ASMW-2, ASMW-3, ASMW-4, ASMW-5, ASMW-6 and ASMW-7 on November 27, 2006, and analyzed for VOCs by USEPA Method OLMO4.2. The locations of the monitoring wells are shown in Figure 2 in Attachment A.

Mr. Payson Long
Division of Environmental Remediation
New York State Department of Environmental Conservation
August 7, 2007

Page 3

The results of the analyses of the samples collected from the monitoring wells are presented in Attachment D and summarized on Figure 2 in Attachment A. The results are compared to the NYSDEC Class GA Groundwater Standards and Guidance Values. The samples collected from wells ASMW-1 and ASMW-2 contained concentrations of PCE above the standard of 5 ug/l. Concentrations of PCE detected in monitoring well ASMW-1 increased from 6 ug/l (August 31, 2006) to 7 ug/l (November 27, 2006). Concentrations of PCE detected in monitoring well ASMW-2 decreased from 29 ug/l (August 31, 2006) to 17 ug/l (November 27, 2006). VOCs were not detected at concentrations above standards or guidance values in the samples collected from groundwater monitoring wells ASMW-3, ASMW-4, ASMW-5, ASMW-6 and ASMW-7 during this period. Please refer to the trend line graphs provided in Attachment E, which summarize PCE concentrations detected in samples collected from ASMW-1, ASMW-2 and ASMW-3 since June 2003.

Data Validation

The biweekly system samples and groundwater samples have been analyzed for VOCs by Mitkem Corporation (Mitkem). The effluent sample (AS-1) was also analyzed for iron, manganese and pH. Mitkem is a New York State Department of Health Environmental Laboratory Approval Program-certified laboratory. The data packages submitted by Mitkem have been reviewed for completeness and compliance with the NYSDEC Analytical Services Protocol (ASP) Quality Assurance/Quality Control (QA/QC) requirements. All sample results have been deemed valid and usable for environmental assessment purposes as qualified below:

- All samples were analyzed within the method specified holding times and all QA/QC requirements (surrogate recoveries, calibrations, blanks, etc.) were met. No problems were noted with sample results and qualification of the data was not required.

Conclusions

Based on the results of performance monitoring performed during the period, we offer the following conclusions:

- The analytical results of the system influent samples show that the extraction well EW-1 continues to capture VOC-contaminated groundwater.
- The analytical results of the liquid discharge samples show that the air stripper is effectively removing the captured VOCs and reducing concentrations to below the discharge criteria.
- Concentrations of PCE detected in groundwater monitoring well ASMW-1 continue to remain at historically low levels, while concentrations of PCE detected in groundwater monitoring well ASMW-2 continue to decrease from a high of 69 ug/l (November 11, 2005) to a low of 17 ug/l (November 27, 2006).

Dvirka and Bartilucci

CONSULTING ENGINEERS

Mr. Payson Long
Division of Environmental Remediation
New York State Department of Environmental Conservation
August 7, 2007

Page 4

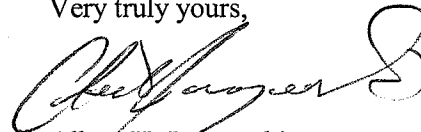
Recommendations

Based on the results of performance monitoring conducted during the period, we offer the following recommendations:

- Continue operation of the groundwater extraction and treatment system to minimize downgradient migration of PCE, currently being captured by the system.
- Continue groundwater monitoring through the existing monitoring well network to determine contaminant concentration trends over time and to evaluate the continued effectiveness of the remediation system.
- Continue evaluating the accuracy of the influent and effluent flow meters due to inconsistencies detected between influent and effluent calculated total flows.
- Pull and replace extraction well EW-2 well pump. A scope of work to perform the work is currently being prepared to submit to the NYSDEC for review.

Please do not hesitate to contact me at (516) 364-9890 if you have any questions.

Very truly yours,



Albert H. Jaroszeski
Project Manager

AHJ/FD/PSM/all
Attachments

cc: J. Trad (NYSDEC)
J. Neri (H2M)
R. Walka (D&B)
P. Martorano (D&B)

◆2531\FD01027PL(R06)

ATTACHMENT A

FIGURES



SOURCE: USGS FREEPORT AND LYNBROOK QUADRANGLES



FRANKLIN CLEANERS SITE
VILLAGE OF HEMPSTEAD, NEW YORK

SITE LOCATION MAP



FIGURE 1

F:\2531\DWG\Quarterly Reports\Quarter 9\FIGURE 1.dwg, Layout1, 1/12/2007 12:06:49 PM, d. b. Dvirka and Bartilucci



FRANKLIN CLEANERS SITE
VILLAGE OF HEMPSTEAD, NEW YORK
MONITORING WELL LOCATION MAP AND SUMMARY OF SAMPLE RESULTS
THROUGH NOVEMBER 2006

ATTACHMENT B

DESCRIPTION OF SYSTEM ALARM CONDITIONS

ATTACHMENT C

SYSTEM MAINTENANCE REPORTS

MAINTENANCE AND INSPECTION REPORT

FRANKLIN CLEANERS SITE, ROCKVILLE CENTRE, NY

Date: September 7, 2006			
Name of Personnel	Onsite		
James Van Horn	Field Eng.	Time Arrived	Time Departed
Steve Sussman	Sr. Technician	7:30	11:30
Delta Well and Pump	Driller	7:30	11:30
		8:00	4:00
			8 + travel to and from

Check off Items that were completed:

Item 1: Snow Removal
 Item 2: Pressure Blower Maintenance
 Item 2A: Pressure Blower Fan Wheel Replacement

Item 3: Air Stripper Maintenance
 Item 4: Carbon Removal and Replacement
 Item 5: Non-routine Maintenance


Description of Work:

Enviro Trac subcontracted Delta Well and Pump to pull the submersible pump from the recovery well EW-1, and replace the submersible pump and motor with new ones.

Name of Part / Supply / Material	Manufacturer	Model Number	Quantity Used
EW-1 submersible pump end	Grundfos	25E3	1
EW-1 submersible motor	Franklin	2 hp 200 volt 3 phase	1

Description of Waste	Volume of Waste	Disposal Facility Name & Address	Transporter Name & Address	Method of Disp.
No Waste				

In signing this I hereby certify that to the best of my knowledge the maintenance and inspection activities performed during this event conform to the requirements specified under contract between EnviroTrac Ltd., and Dvirka and Bartilucci.

 9/7/06 . Signature / Print / Date *Anthony Fiorentino*

ATTACHMENT D

ANALYTICAL RESULTS

**FRANKLIN CLEANERS SITE
NYSDEC CONTRACT No. D004446 / SITE No. 1-30-050
RESULTS OF GROUNDWATER SAMPLING**

SAMPLE ID	ASMW-1		ASMW-2		ASMW-3		ASMW-4		ASMW-5		ASMW-6		ASMW-7		NYSDEC CLASS GA GROUNDWATER STANDARDS AND GUIDANCE VALUES (ug/L)
	WATER	11/27/2006	WATER	11/27/2006	WATER	11/27/2006	WATER	11/27/2006	WATER	11/27/2006	WATER	11/27/2006	WATER	11/27/2006	
SAMPLE TYPE	D&B		D&B		D&B		D&B		D&B		D&B		D&B		
DATE OF COLLECTION	(ug/L)		(ug/L)		(ug/L)		(ug/L)		(ug/L)		(ug/L)		(ug/L)		
COLLECTED BY															
UNITS															
Dichlorodifluoromethane	U		U		U		U		U		U		U		5 ST
Chloromethane	U		U		U		U		U		U		U		--
Vinyl chloride	U		U		U		U		U		U		U		2 ST
Bromomethane	U		U		U		U		U		U		U		5 ST
Chloroethane	U		U		U		U		U		U		U		5 ST
Trichlorofluoromethane	U		U		U		U		U		U		U		5 ST
1,1-Dichloroethene	U		U		U		U		U		U		U		5 ST
1,1,2-Trichloro-1,2,2-trifluoroethane	U		U		U		U		U		U		U		5 ST
Acetone	U		U		U		U		U		U		U		50 GV
Carbon disulfide	U		U		U		U		U		U		U		60 GV
Methyl acetate	U		U		U		U		U		U		U		--
Methylene chloride	U		U		U		U		U		U		U		5 ST
trans 1,2-Dichloroethene	U		U		U		U		U		U		U		5 ST
Methyl-tert butyl ether	U		U		U		U		U		U		U		10 GV
1,1-Dichloroethane	U		U		U		U		U		U		U		5 ST
cis-1,2-Dichloroethene	U		U		U		U		U		U		U		5 ST
2-Butanone	U		U		U		U		U		U		U		50 GV
Chloroform	U		U		U		U		U		U		U		7 ST
1,1,1-Trichloroethane	U		U		U		U		U		U		U		5 ST
Cyclohexane	U		U		U		U		U		U		U		1 ST
Carbon tetrachloride	U		U		U		U		U		U		U		0.6 ST
Benzene	U		U		U		U		U		U		U		5 ST
1,2-Dichloroethane	U		U		U		U		U		U		U		--
Trichloroethene	U		U		U		U		U		U		U		1 ST
Methylcyclohexane	U		U		U		U		U		U		U		50 GV
1,2-Dichloropropane	U		U		U		U		U		U		U		0.4 ST
Bromodichloromethane	U		U		U		U		U		U		U		--
cis-1,3-Dichloropropene	U		U		U		U		U		U		U		5 ST
4-Methyl-2-pentanone	U		U		U		U		U		U		U		50 GV
Toluene	U		U		U		U		U		U		U		5 ST
trans-1,3-Dichloropropene	U		U		U		U		U		U		U		0.4 ST
1,1,2-Trichloroethane	U		U		U		U		U		U		U		1 ST
Tetrachloroethene	U		U		U		U		U		U		U		5 ST
2-Hexanone	U		U		U		U		U		U		U		50 GV
Dibromochloromethane	U		U		U		U		U		U		U		50 GV
1,2-Dibromoethane	U		U		U		U		U		U		U		5 ST
Chlorobenzene	U		U		U		U		U		U		U		5 ST
Ethylbenzene	U		U		U		U		U		U		U		5 ST
Xylene (total)	U		U		U		U		U		U		U		5 ST
Styrene	U		U		U		U		U		U		U		50 GV
Bromoform	U		U		U		U		U		U		U		5 ST
Isopropylbenzene	U		U		U		U		U		U		U		5 ST
1,1,2,2-Tetrachloroethane	U		U		U		U		U		U		U		5 ST
1,3-Dichlorobenzene	U		U		U		U		U		U		U		3 ST
1,4-Dichlorobenzene	U		U		U		U		U		U		U		3 ST
1,2-Dichlorobenzene	U		U		U		U		U		U		U		3 ST
1,2-Dibromo-3-chloropropane	U		U		U		U		U		U		U		0.04 ST
1,2,4-Trichlorobenzene	U		U		U		U		U		U		U		5 ST

NOTES:
 Concentration exceeds NYSDEC Class GA Groundwater Standards or Guidance Values
 ug/L = Micrograms per liter
 --: Not established
 ST: Standard Value
 GV: Guidance Value
 U: Compound analyzed for but not detected
 J: Compound found at a concentration below CRDL, value estimated

QUALIFIERS:

FRANKLIN CLEANERS SITE
NYSDEC CONTRACT No. D004446 / SITE No. 1-30-050
RESULTS OF ANALYSIS OF EW-1 INFLUENT

SAMPLE ID	SYSTEM INFLUENT (EW-1)		SYSTEM INFLUENT (EW-1)		SYSTEM INFLUENT (EW-1)		SYSTEM INFLUENT (EW-1)		SYSTEM INFLUENT (EW-1)		NYSDEC CLASS GA GROUNDWATER STANDARDS AND GUIDANCE VALUES (ug/L)
	WATER	D&B	WATER	D&B	WATER	D&B	WATER	D&B	WATER	D&B	
DATE OF COLLECTION	9/12/2006	9/25/2006	10/2/2006	10/16/2006	10/30/2006	11/13/2006	11/28/2006				
COLLECTED BY											
UNITS	(ug/L)	(ug/L)	(ug/L)	(ug/L)	(ug/L)	(ug/L)	(ug/L)	(ug/L)	(ug/L)	(ug/L)	(ug/L)
VOCs											
Dichlorodifluoromethane	U	U	U	U	U	U	U	U	U	U	5 ST
Chloromethane	U	U	U	U	U	U	U	U	U	U	--
Vinyl chloride	U	U	U	U	U	U	U	U	U	U	2 ST
Bromomethane	U	U	U	U	U	U	U	U	U	U	5 ST
Chloroethane	U	U	U	U	U	U	U	U	U	U	5 ST
Trichlorofluoromethane	U	U	U	U	U	U	U	U	U	U	5 ST
1,1-Dichloroethene	U	U	U	U	U	U	U	U	U	U	5 ST
1,1,2-Trichloro-1,2,2-trifluoroethane	U	U	U	U	U	U	U	U	U	U	50 GV
Acetone	U	U	U	U	U	U	U	U	U	U	60 GV
Carbon disulfide	U	U	U	U	U	U	U	U	U	U	--
Methyl acetate	U	U	U	U	U	U	U	U	U	U	5 ST
Methylene chloride	U	U	U	U	U	U	U	U	U	U	5 ST
trans 1,2-Dichloroethene	U	U	U	U	U	U	U	U	U	U	10 GV
Methyl-tert butyl ether	U	U	U	U	U	U	U	U	U	U	5 ST
1,1-Dichloroethane	U	U	U	U	U	U	U	U	U	U	5 ST
cis-1,2-Dichloroethene	U	U	U	U	U	U	U	U	U	U	50 GV
2-Butanone	U	U	U	U	U	U	U	U	U	U	7 ST
Chloroform	U	U	U	U	U	U	U	U	U	U	5 ST
1,1,1-Trichloroethane	U	U	U	U	U	U	U	U	U	U	--
Cyclohexane	U	U	U	U	U	U	U	U	U	U	5 ST
Carbon tetrachloride	U	U	U	U	U	U	U	U	U	U	1 ST
Benzene	U	U	U	U	U	U	U	U	U	U	0.6 ST
1,2-Dichloroethane	U	U	U	U	U	U	U	U	U	U	5 ST
Trichloroethene	U	U	U	U	U	U	U	U	U	U	--
Methylcyclohexane	U	U	U	U	U	U	U	U	U	U	1 ST
1,2-Dichloropropane	U	U	U	U	U	U	U	U	U	U	50 GV
Bromodichloromethane	U	U	U	U	U	U	U	U	U	U	50 GV
cis-1,3-Dichloropropene	U	U	U	U	U	U	U	U	U	U	0.4 ST
4-Methyl-2-pentanone	U	U	U	U	U	U	U	U	U	U	--
Toluene	U	U	U	U	U	U	U	U	U	U	5 ST
trans-1,3-Dichloropropene	U	U	U	U	U	U	U	U	U	U	0.4 ST
1,1,2-Trichloroethane	U	U	U	U	U	U	U	U	U	U	1 ST
Tetrachloroethene	U	U	U	U	U	U	U	U	U	U	5 ST
2-Hexanone	U	U	U	U	U	U	U	U	U	U	50 GV
Dibromochloromethane	U	U	U	U	U	U	U	U	U	U	50 GV
1,2-Dibromoethane	U	U	U	U	U	U	U	U	U	U	5 ST
Chlorobenzene	U	U	U	U	U	U	U	U	U	U	5 ST
Ethylbenzene	U	U	U	U	U	U	U	U	U	U	5 ST
Xylene (total)	U	U	U	U	U	U	U	U	U	U	5 ST
Styrene	U	U	U	U	U	U	U	U	U	U	5 ST
Bromoform	U	U	U	U	U	U	U	U	U	U	50 GV
Isopropylbenzene	U	U	U	U	U	U	U	U	U	U	50 GV
1,1,2,2-Tetrachloroethane	U	U	U	U	U	U	U	U	U	U	5 ST
1,3-Dichlorobenzene	U	U	U	U	U	U	U	U	U	U	5 ST
1,4-Dichlorobenzene	U	U	U	U	U	U	U	U	U	U	3 ST
1,2-Dichlorobenzene	U	U	U	U	U	U	U	U	U	U	3 ST
1,2-Dibromo-3-chloropropane	U	U	U	U	U	U	U	U	U	U	0.04 ST
1,2,4-Trichlorobenzene	U	U	U	U	U	U	U	U	U	U	5 ST

ABBREVIATIONS:
ug/L = Micrograms per liter
--: Not established

NOTES:
Concentration exceeds NYSDEC Class GA Groundwater Standards or Guidance Values
1. EW-1 turned off on 11/15/05 due to a high load on the pump. Pump scheduled to be pulled and cleaned at a future date.
Engwork:_HazWaste\2531 (NYSDEC - Franklin Cleaners Site)\Quarterly Reports\Quarter 9 (Sep 06 - Nov 06)\Quarter 9 Sampling Results

QUALIFIERS:
U: Compound analyzed for but not detected
J: Compound found at a concentration below CRDL, value estimated
B: Compound detected in method blank as well as sample, value estimated.

**FRANKLIN CLEANERS SITE
NYSDEC CONTRACT No. D004446 / SITE No. 1-30-050
RESULTS OF ANALYSIS OF AIR STRIPPER EFFLUENT FOR VOCs**

SAMPLE ID	SYSTEM EFFLUENT (AS-1) WATER		SYSTEM EFFLUENT (AS-1) WATER		SYSTEM EFFLUENT (AS-1) WATER		SYSTEM EFFLUENT (AS-1) WATER		SYSTEM EFFLUENT (AS-1) WATER		EFFLUENT LIMITATIONS (ug/L)	NYSDEC CLASS GA GROUNDWATER STANDARDS AND GUIDANCE VALUES (ug/L)
	DATE OF COLLECTION	D&B (ug/L)	9/12/2006	D&B (ug/L)	10/2/2006	D&B (ug/L)	10/7/2006	D&B (ug/L)	10/30/2006	D&B (ug/L)		
Collected by												
Units												
Dichlorodifluoromethane		U		U		U		U		U		5 ST
Chloromethane		U		U		U		U		U		-
Vinyl chloride		U		U		U		U		U		2 ST
Bromomethane		U		U		U		U		U		5 ST
Chloroethane		U		U		U		U		U		5 ST
Trichlorofluoromethane		U		U		U		U		U		5 ST
1,1-Dichloroethene		U		U		U		U		U		5 ST
1,1,2-Trichloro-1,2,2-trifluoroethane		U		U		U		U		U		5 ST
Acetone		U		U		U		U		U		50 GV
Carbon disulfide		U		U		U		U		U		60 GV
Methyl acetate		U		U		U		U		U		-
Methylene chloride		U		U		U		U		U		5 ST
trans 1,2-Dichloroethene		U		U		U		U		U		10 GV
Methyl-tert butyl ether		U		U		U		U		U		5 ST
1,1-Dichloroethane		U		U		U		U		U		5 ST
cis-1,2-Dichloroethene		U		U		U		U		U		50 GV
2-Butanone		U		U		U		U		U		7 ST
Chloroform		U		U		U		U		U		5 ST
1,1,1-Trichloroethane		U		U		U		U		U		-
Cyclohexane		U		U		U		U		U		5 ST
Carbon tetrachloride		U		U		U		U		U		1 ST
Benzene		U		U		U		U		U		0.6 ST
1,2-Dichloroethane		U		U		U		U		U		5 ST
Trichloroethene		U		U		U		U		U		-
Methylcyclohexane		U		U		U		U		U		1 ST
1,2-Dichloropropane		U		U		U		U		U		50 GV
Bromodichloromethane		U		U		U		U		U		0.4 ST
cis-1,3-Dichloropropene		U		U		U		U		U		-
4-Methyl-2-pentanone		U		U		U		U		U		5 ST
Toluene		U		U		U		U		U		0.4 ST
trans-1,3-Dichloropropene		U		U		U		U		U		5 ST
1,1,2-Trichloroethane		U		U		U		U		U		5 ST
Tetrachloroethene		U		U		U		U		U		5 ST
2-Hexanone		U		U		U		U		U		50 GV
Dibromochloromethane		U		U		U		U		U		50 GV
1,2-Dibromoethane		U		U		U		U		U		50 GV
Chlorobenzene		U		U		U		U		U		5 ST
Ethylbenzene		U		U		U		U		U		5 ST
Xylene (total)		U		U		U		U		U		5 ST
Styrene		U		U		U		U		U		50 GV
Bromoform		U		U		U		U		U		5 ST
Isopropylbenzene		U		U		U		U		U		5 ST
1,1,2,2-Tetrachloroethane		U		U		U		U		U		5 ST
1,3-Dichlorobenzene		U		U		U		U		U		3 ST
1,4-Dichlorobenzene		U		U		U		U		U		3 ST
1,2-Dichlorobenzene		U		U		U		U		U		3 ST
1,2-Dibromo-3-chloropropane		U		U		U		U		U		0.04 ST
1,2,4-Trichlorobenzene		U		U		U		U		U		5 ST

NOTES:
 Concentration exceeds NYSDEC Class GA Groundwater Standards or Guidance Values

ABBREVIATIONS
 ug/L = Micrograms per liter
 -: Not established

ST: Standard Value
GV: Guidance Value

QUALIFIERS:
 U: Compound analyzed for but not detected
 J: Compound found at a concentration below CRDL, value estimated
 U*: Result qualified as non-detect due to validation criteria.

FRANKLIN CLEANERS SITE
 NYSDC CONTRACT No. D004446 / SITE No. 1-30-050
 RESULTS OF ANALYSIS OF AIR STRIPPER EFFLUENT IRON, MANGANESE AND pH

SAMPLE ID	SYSTEM EFFLUENT (AS-1)		SYSTEM EFFLUENT (AS-1)		SYSTEM EFFLUENT (AS-1)		SYSTEM EFFLUENT (AS-1)		SYSTEM EFFLUENT (AS-1)		EFFLUENT LIMITATIONS
	WATER	D&B	WATER	D&B	WATER	D&B	WATER	D&B	WATER	D&B	
DATE OF COLLECTION	9/12/2006		10/2/2006		10/30/2006		11/13/2006		11/28/2006		
COLLECTED BY											
UNITS	(ug/L)		(ug/L)		(ug/L)		(ug/L)		(ug/L)		(ug/L)
METALS											
Iron	72.2 B	71.6 B	23.0 B	51.9 B	68.3 B	19.2 B	37.5 B	25.5 B	37.5 B		1000
Manganese	31.2 B	31.9 B	32.6 B	38.2 B	40.6 B	37.5 B	37.5 B	37.5 B	37.5 B		1000
pH (S.U.)	7.5	7.3	7.3	7.4	7.5	7.3	7.3	7.5	7.5		6.5 to 8.5

ABBREVIATIONS:

ug/L: Micrograms per liter

QUALIFIERS:

B: Concentration is greater than the instrument detection limit (IDL) but less than the Contract Required Detection Limit (CRDL)
 *: Result qualified as suspect based on validation criteria.

**FRANKLIN CLEANERS SITE
 NYSDEC CONTRACT No. D004446 / SITE No. 1-30-050
 VAPOR PHASE SAMPLE RESULTS**

SAMPLE ID	CARBON VESSEL NO. 1 INFLUENT	CARBON VESSEL NO. 1 EFFLUENT	CARBON VESSEL NO. 2 INFLUENT	CARBON VESSEL NO. 2 EFFLUENT
SAMPLE TYPE	AIR	AIR	AIR	AIR
COLLECTED BY	D&B	D&B	D&B	D&B
UNITS	(ppm)	(ppm)	(ppm)	(ppm)
DATE OF COLLECTION	<i>PID Reading</i>	<i>PID Reading</i>	<i>PID Reading</i>	<i>PID Reading</i>
September 12, 2006	0.0	0.0	0.0	0.0
September 19, 2006	0.0	0.0	0.0	0.0
September 25, 2006	0.0	0.0	0.0	0.0
October 2, 2006	0.0	0.0	0.0	0.0
October 12, 2006	0.0	0.0	0.0	0.0
October 16, 2006	0.0	0.0	0.0	0.0
October 23, 2006	0.0	0.0	0.0	0.0
October 30, 2006	0.0	0.0	0.0	0.0
November 6, 2006	0.0	0.0	0.0	0.0
November 13, 2006	0.0	0.0	0.0	0.0
November 20, 2006	0.0	0.0	0.0	0.0
November 28, 2006	0.0	0.0	0.0	0.0

NOTES:

Samples were collected by filling a Tedlar bag at each of the sampling locations. Samples were tested using a handheld photoionization detector (PID).

ATTACHMENT E

PERFORMANCE SUMMARY

FRANKLIN CLEANERS SITE
 NYSDEC CONTRACT No. D004446 / SITE No. 1-30-050
 EXTRACTION AND TREATMENT SYSTEM PERFORMANCE RESULTS

DATE OF SAMPLE COLLECTION (1)	SYSTEM INFLUENT (EW-1) AVERAGE EXTRACTION RATE (gpm)	SYSTEM INFLUENT (EW-1) PCE CONCENTRATION (ug/l)	SYSTEM INFLUENT (EW-2) AVERAGE EXTRACTION RATE (gpm)	SYSTEM INFLUENT (EW-2) PCE CONCENTRATION (ug/l)	SYSTEM EFFLUENT (AS-1) PCE CONCENTRATION (ug/l)	PCE REMOVAL EFFICIENCY (%)	ESTIMATED AVERAGE PCE REMOVAL RATE (lb/hr)	ESTIMATED SYSTEM RUNTIME (hr)	ESTIMATED CUMULATIVE PCE REMOVAL (2) (lbs)
12/13/2004	36.3	36	3.1	68	< 0.5	98.70	7.60E-04	502	20.34
12/27/2004	36.0	36	2.7	260 D	< 0.5	99.03	1.00E-03	343	20.68
1/10/2005	35.8	42	3.3	370 D	< 0.5	99.28	1.36E-03	328	21.13
1/25/2005	36.4	38	3.1	280 D	1 J	98.25	1.11E-03	307	21.47
2/8/2005	36.5	32	3.0	240	< 0.5	98.95	9.45E-04	331	21.78
2/23/2005	36.2	44	2.8	220 D	< 0.5	99.12	1.11E-03	328	22.30 (2)
3/7/2005	35.8	41	2.8	290 D	< 0.5	99.15	1.14E-03	154	22.48
3/21/2005	36.6	34	3.0	190 D	< 0.5	98.91	9.09E-04	227	22.68
4/5/2005	35.8	29	3.2	190	< 0.5	98.82	8.24E-04	282	22.91
4/19/2005	35.6	33	2.7	210 D	< 0.5	98.90	8.72E-04	337	23.21
5/2/2005	36.2	31	2.6	230 D	< 0.5	98.87	8.61E-04	310	23.48
5/16/2005	37.0	33	2.4	220	< 0.5	98.87	8.76E-04	710	24.10 (4)
6/6/2005	34.7	27	2.8	190	< 0.5	98.72	7.36E-04	74	24.15
6/20/2005	36.9	32	2.6	150 D	< 0.5	98.74	7.87E-04	279	24.37
7/5/2005	35.7	26	2.5	220 E	1 J	97.42	7.20E-04	358	24.63
7/25/2005	36.2	26	2.2	180 D	< 0.5	98.56	6.70E-04	392	24.89
8/8/2005	36.2	21 B	2.7	120 B	< 0.5	98.21	5.43E-04	239	25.02
8/31/2005	35.3	24	2.5	180	< 0.5	98.54	6.50E-04	525	25.36 (2)
9/12/2005	38.0	21	2.4	170	< 0.5	98.33	6.04E-04	192	25.48
9/26/2005	37.0	26	2.0	160 D	< 0.5	98.48	6.42E-04	310	25.68
10/10/2005	36.5	19	2.0	160	< 0.5	98.10	5.08E-04	313	25.84
10/24/2005	37.4	24	2.4	150	< 0.5	98.42	6.30E-04	300	26.03
11/8/2005	37.8	26	2.6	190 D	< 0.5	98.63	7.40E-04	306	26.25
11/21/05(8)	37.8	26	2.0	200	< 0.5	98.56	4.92E-04 2.00E-04	136	26.42 (2)
12/5/2005	0.0	NS	1.6	170	< 0.5	99.71	1.36E-04	106	26.44
12/21/2005	0.0	NS	3.0	140	< 0.5	99.64	2.10E-04	241	26.49
1/4/2006	0.0	NS	2.8	180	< 0.5	99.72	2.52E-04	340	26.57
1/24/2006	0.0	NS	2.8	160	< 0.5	99.69	2.24E-04	462	26.68
2/6/2006	0.0	NS	2.4	160	< 0.5	99.69	1.92E-04	311	26.74
2/21/2006	0.0	NS	3.1	180	< 0.5	99.72	2.79E-04	425	26.74 (2)
3/7/2006	0.0	NS	2.9	140	< 0.5	99.64	2.03E-04	154	26.77
3/22/2006	0.0	NS	3.0	160	< 0.5	99.69	2.40E-04	281	26.85
4/3/2006	0.0	NS	2.8	82	< 0.5	99.39	1.15E-04	287	26.89
4/18/2006	0.0	NS	2.9	120	< 0.5	99.58	1.74E-04	363	26.95
5/9/2006	0.0	NS	3.1	100	< 0.5	99.50	1.55E-04	481	27.02
5/22/2006	0.0	NS	3.0	130	< 0.5	99.62	1.95E-04	312	27.09 (2)
6/5/2006	0.0	NS	2.6	120	< 0.5	99.58	1.56E-04	337	27.14
6/19/2006	0.0	NS	2.7	120	< 0.5	99.58	1.62E-04	327	27.19
7/6/2006	0.0	NS	3.1	110	< 0.5	99.55	1.71E-04	301	27.24
7/17/2006	0.0	NS	3.0	130	< 0.5	99.62	1.95E-04	354	27.31 (2)
9/11/2006	38.9	23	0.0	NS	< 0.5	97.83	4.43E-04	122	27.37
9/25/2006	38.6	23	0.0	NS	< 0.5	97.83	4.45E-04	311	27.50
10/2/2006	40.2	22	0.0	NS	< 0.5	97.73	4.43E-04	169	27.58
10/16/2006	39.8	22	0.0	NS	< 0.5	97.73	4.38E-04	335	27.73
10/30/2006	39.2	24	0.0	NS	< 0.5	97.92	4.71E-04	280	27.86
11/13/2006	37.8	18 B	0.0	NS	< 0.5	97.22	3.41E-04	335	27.97
11/28/2006	41.1	17	0.0	NS	< 0.5	97.06	3.50E-04	418	28.12 (2)

NOTES:

- Performance results for the reporting period are shaded.
- Estimated through the end of the reporting period.
- Results show removal efficiency and runtimes for both EW-1 and EW-2

ABBREVIATIONS:

- gpm: gallons per minute
- ug/L: micrograms per liter
- lb/hr: pounds per hour
- NS: Not sampled

QUALIFIERS:

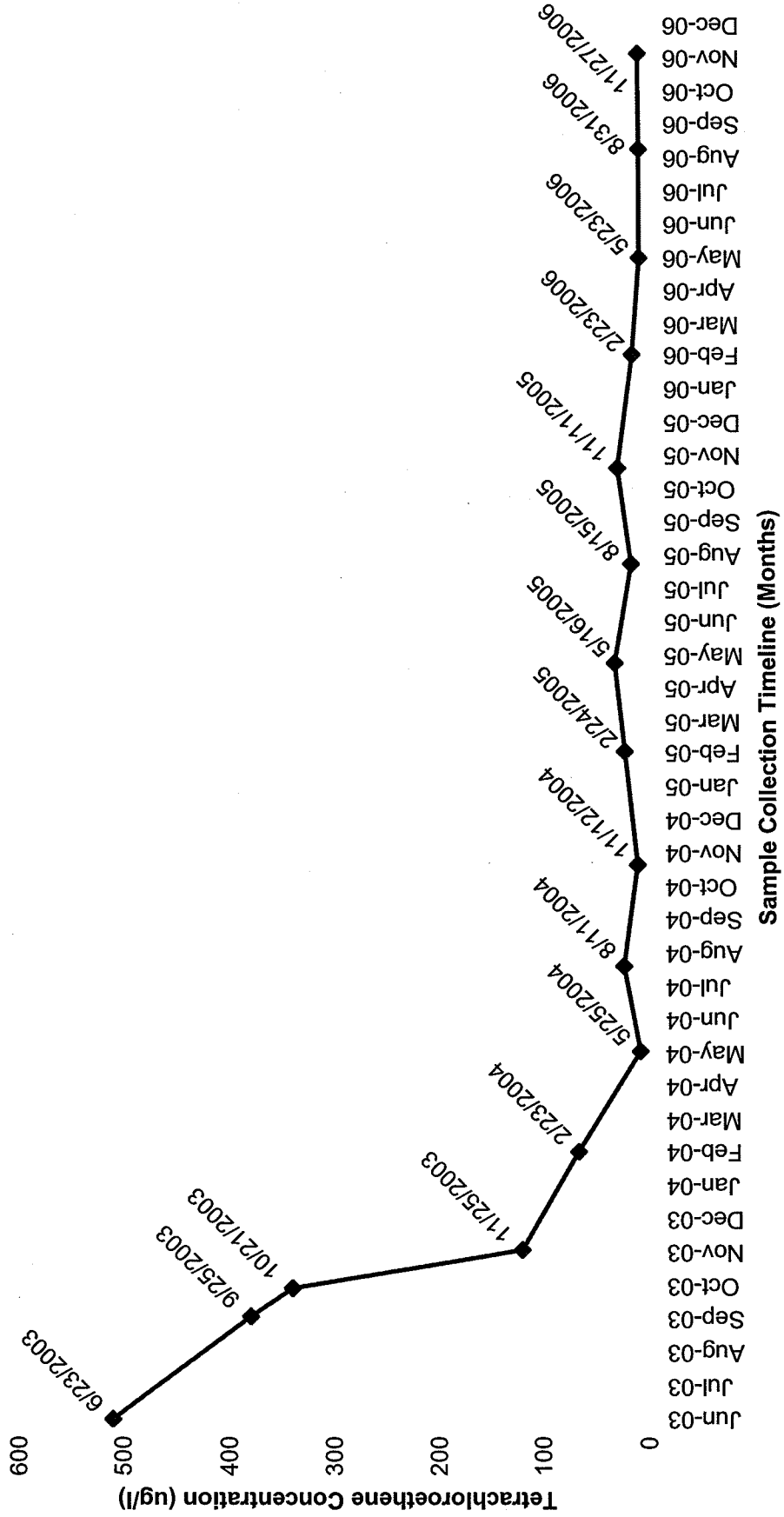
- D: Result taken from reanalysis at a secondary dilution
- J: Compound found at a concentration below CRDL, value estimated
- B: Compound detected in method blank as well as the sample, value estimated
- E: Compound concentration exceeds instrument calibration range, value estimated

ATTACHMENT F

MONITORING WELL TREND LINE GRAPHS

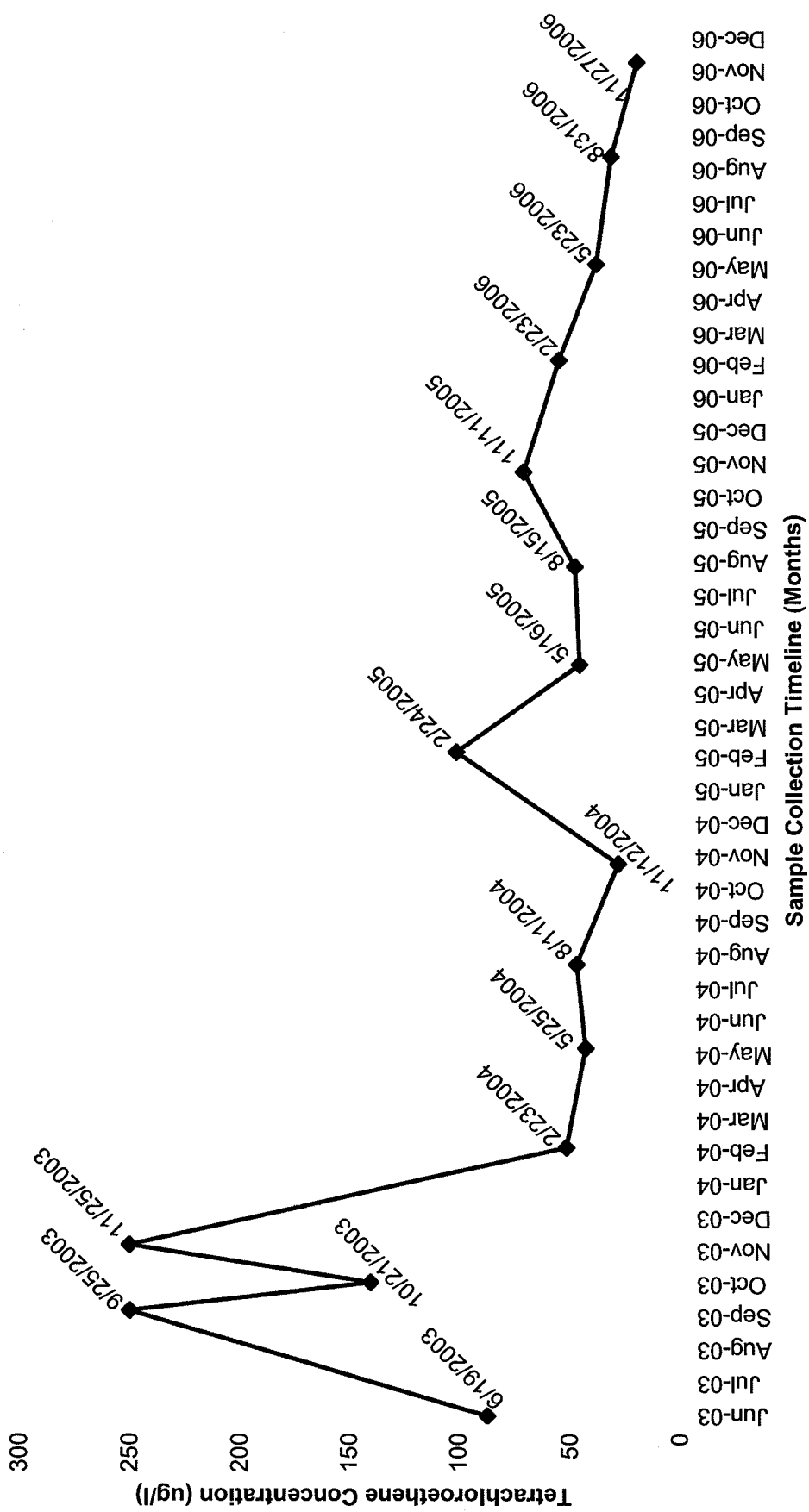
GRAPH 1

Franklin Cleaners Site
 NYSDEC Contract No. D004446 / Site No. 1-30-050
 Groundwater Monitoring Well ASMW-1



GRAPH 2

Franklin Cleaners Site
 NYSDEC Contract No. D004446 / Site No. 1-30-050
 Groundwater Monitoring Well ASMW-2



GRAPH 3

Franklin Cleaners Site
 NYSDEC Contract No. D004446 / Site No. 1-30-050
 Groundwater Monitoring Well ASMW-3

