


P. W. GROSSER
CONSULTING, INC

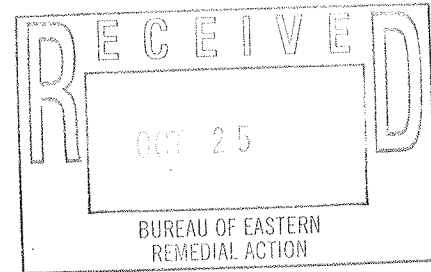
NIN



October 22, 2002

P. W. GROSSER
CONSULTING
ENGINEER &
HYDROGEOLOGIST, P.C.

Mr. John Lovejoy
Bureau of Water Supply Protection
Nassau County Department of Health
240 Old Country Road
Mineola, New York 11501



630
JOHNSON
AVENUE
SUITE 7
BOHEMIA
NEW YORK
11716-2618

**Re: Storm Drain and Sanitary
Leaching Pool Remediation
and Closure Plan
Former Penetrex Site
Glenwood Landing, NY
NYSDEC Site # 1-30-034**


PHONE:
631-589-6353
FAX:
631-589-8705
VISIT US AT:
www.pwgrosser.com

Dear Mr. Lovejoy:

P.W. Grosser Consulting, Inc. (PWGC) has prepared the following Storm Drain and Sanitary Leaching Pool Remediation and Closure Plan for the property located at 1 Shore Road, Glenwood Landing, New York. Remediation of an active sanitary system was deemed appropriate by the New York State Department of Environmental Conservation (NYSDEC) as part of a current Remedial Investigation being performed at the above referenced site. Given the nature of the remediation involving an active Class V underground injection well, the NYSDEC requested that the work be performed under the oversight of Nassau County Department of Health (NCDH) who implement the Underground Injection Control (UIC) program on behalf of the United States Environmental Protection Agency (USEPA). This remedial/closure plan reflects preliminary discussions with the NCDH and an August 16, 2002 on-site meeting, which served to brief the NCDH on the current conditions of the site.

Background

The subject site is comprised of a reported one acre parcel developed with a two-story brick industrial building, asphalt parking, communications tower and other ancillary improvements located at One Shore Road (a.k.a. Glen Cove Roslyn Shore Road), Hamlet of Glenwood Landing, Town of North Hempstead, Nassau County, New York. The property is identified in Nassau County Tax maps as Section 20 - Block K - Lots 10 through 12. The property is bound at its western boundary by Glen Cove Roslyn Shore Road and at its eastern boundary by West Street (see Figure 1). The site is generally located north of Scudders Lane and is situated near and adjoining several major oil storage facilities, coastal terminals and municipal power stations near Hempstead Harbor. Including Glenwood Oil Terminal Corp. located northwest, diagonally across the property.


ACEC
Member
Supporting
Excellence in
Engineering
Since
1990



A former dry cleaning business known as Penetrex Processing (Penetrex) is reported to have operated at the site for several years prior to abandoning the facility in 1984. During the time of its operating at the site, Penetrex is reported to have discharged dry cleaning chemicals to an on-site sanitary system and/or drywells at the property. A former tenant at the building is also known to have included a manufacturer of adhesive nameplates known as the Nameplate Corporation.

In 1984 the Nassau County Department of Health (NCDH) sampled an on-site drywell at the former dry cleaning facility believed to be either DW-2 or DW-3 and determined that constituents of dry-cleaning compounds (e.g. Trichloroethylene and Tetrachloroethene - a.k.a. Perchloroethylene (PCE)) were present at soils contained in the base of the structure. The impacted drywell was subsequently remediated in 1985 under a summary abatement order with then property owner K&W Associates.

Additional Phase II testing and site characterization, which included the installation of six (6) soil borings and four (4) monitoring wells and subsequent soil and groundwater sampling and air monitoring, was performed at the property in 1989 and 1990 by Blasland and Bouck Engineers under purview of the NYSDEC as part of a PRP Study (potentially responsible party).

In 1993, Lawler, Matusky and Skelly Engineers (LMS) installed two additional monitoring wells at the site (at the direction of the NYSDEC) and performed additional groundwater sampling at the facility in an effort to confirm the direction of groundwater flow underlying the property and the extent of on-site groundwater contamination. LMS had concluded in their 1993 NYSDEC Inactive Hazardous Waste Site (IHWS) report for the Penetrex Processing site that "an ongoing discharge or continued release from residual waste in the soils . . . from several contaminant source locations on the site . . . appear to remain as a continuing source of groundwater contamination."

Preliminary Remedial Investigation

The former Penetrex site is listed as a NYSDEC IHWS facility identified as I.D. No.130034. In October, 2001, the owner of the property, Glenwood Realty, LLC, entered into an Administrative Order on Consent (AOC No. A4-0381-9902) with the NYSDEC. As required in the AOC, PWGC is in the process of performing a Remedial Investigation (RI) at the site. The initial focus of the RI was to identify contaminated soil that may be still contributing to groundwater impact at the site. To date the investigation included a building department file review, soil boring and soil sampling program and sampling of the existing monitoring wells.

The majority of soil borings were performed through several current and former leaching structures that are regulated under the USEPA UIC program. There are two active sanitary systems located at the site. One active cesspool, identified as DW-5, services the eastern portion of the two-story building. The first floor of the eastern portion of the building was formerly occupied by Penetrex and was most recently occupied by an autobody shop. However, during our last site visit this portion of the building is currently vacant. The western portion of the building is serviced by active sanitary system consisting of a septic tank, distribution box, and possibly two leaching structures (only one has been confirmed to date). Other UIC structures identified at the site consist of previously abandoned stormdrains, one active stormdrain, and a



stormdrain not in use. The existing and former UIC structures are shown on Figure 2 and details pertaining to each structure are detailed below:

- DW-1 is located in the south center portion of the northern parking area. The structure is an active stormdrain constructed of eight foot diameter pre-cast rings with a grated cover. The base of the structure is approximately eight feet below grade.
- DW-2 is located in the north center portion of the southern parking area and DW-3 is located in the center portion of the south parking area. Both of these structures have a grated cover and are nearly completely backfilled. Both of these structures were the subject of a previous investigation and remedial efforts under a 1985 summary abatement order with the NCDH and the structures backfilled. Based on PWGC's August 16, 2002 site meeting with the NCDH, additional investigation or closure is not required for these structures.
- DW-4 is located in the south central portion of the south parking area. The structure is constructed of eight foot diameter pre-cast concrete leaching rings with a solid steel cover at grade. The base of the structure is approximately eleven feet below grade. No inlet/discharge piping was noted in the structure. PWGC believes that the structure was formerly used as a stormdrain.
- DW-5 is located in the southwestern portion of the northern parking area. The structure is a sanitary leaching pool constructed of eight foot diameter leaching rings and a solid steel cover at grade. Other than the influent pipe coming from the eastern portion of the building (formerly occupied by Penetrex), no additional piping or overflow pools were noted. Dye testing of the eastern portion of the building (including the second floor bathroom) confirmed that sanitary waste from these areas discharge to this structure.
- DW-6 and DW-7 are both located in the southeast corner of the southern parking area. Based upon their configuration and the piping observed in the structures, they appear to be primary and secondary structures associated with the residential building located to the east. Dye testing, performed in conjunction with the NYSDEC, confirmed the residential discharge to these structures. Therefore, the NYSDEC did not require investigation of these structures as part of the Pentrex RI.
- An active sanitary system was identified to the west of the building. The sanitary system is located between the building and the embankment wall located along Shore Road. As indicated above, the system consists of a septic tank, a distribution box and a leaching pool. As part of the investigation, PWGC reviewed building department records for the site. The records indicated that the sanitary system once contained two leaching pools. Based upon the date of the plans and the layout shown on the map, it appears that the sanitary system was constructed prior to the southern addition to the building and the additional cesspool may be located beneath the building. The current construction of the western sanitary system structures are as follows:



- The precast concrete septic tank is approximately three feet by six feet with a concrete slab cover at grade. The depth of the tank is unknown since the cover was unable to be removed with hand tools.
- The distribution box is constructed of concrete and is approximately 1.5' x 3' x 2' deep. Based upon current poor condition of the distribution box, it appears that it is no longer a sealed structure. Four pipes enter/exit the distribution box; one from the septic tank, one is a waste pipe from the building, one appears to go to the known leaching pool, and one may run to the cesspool that is potentially located beneath the building.
- A leaching pool was identified to the southwest of the distribution box. Access to the structure is gained through a 6" PVC cleanout pipe. The remainder of the structure is below grade. The base of the structure is approximately 21 feet below grade. This structure was sampled as part of the RI.

There are a total of five bathrooms located in the western portion of the building. Three bathrooms (two are inactive) are located in the northwest portion of the building. These bathrooms are believed to discharge to the septic tank associated with the western sanitary system. This is based on the sounds of flush testing, however, visual confirmation could not be made since the concrete cover of the septic tank could not be lifted at the time of testing. PWGC will confirm this connection during remediation of the septic tank. The two bathrooms and utility sink in the southern portion of the western building discharge directly to the distribution box (bypassing the septic tank). It is likely that these bathrooms were installed following the expansion of the building. The dye test also revealed that the known leaching pool associated with the western sanitary system is a "primary" pool. No discharge to the suspected pool beneath the building was noted from within the distribution box..

In Summary, a total of seven bathrooms and one utility sink were noted at the site. The bathroom on the first and second floor of the eastern portion of the building discharge to DW-5. The first floor of this portion of the building previously contained the Penetrex Facility. This portion was most recently occupied by an autobody repair facility. The remaining five bathrooms and the utility sink appear to discharge to the western sanitary system. The two southern bathrooms discharge directly to the distribution box, while it is believed that the three northern bathrooms discharge to the septic tank. During field observations, no floor drains were noted throughout the site. A sanitary cleanout was observed in the northern portion of the western side of the building. This will be confirmed during remedial activities to be performed as outlined in this closure plan.

Initial Sampling Results As Part of the Remedial Investigation

As part of the RI investigation, PWGC performed borings through five of the structures in the south parking lot (DW-1 through DW-5) and collected a hand auger sample from the leaching pool associated with the western sanitary system. Borings were performed from the base of the structures to five feet below the water table. A minimum of three sampling intervals were analyzed from each structure. Again, The NYSDEC did not require borings through DW-6 and DW-7 because a dye test performed in the presence of the NYSDEC confirmed that these



structures were associated with the residential property east of the site. Since the structures were connected to a residential building they were excluded as potential sources of chlorinated solvents previously identified at the site.

Each soil sample was analyzed for Target Compound List (TCL) volatile organic compounds (VOC's) by USEPA Method 8260. Additionally, PWGC as required by the NYSDEC, analyzed one structure (DW-1) for total 8 RCRA metals. These analyses were designed to assess impact to the site from the former operations of Pentrex and therefore, the complete analyses to characterize a UIC structure were not performed at this time. The NYSDEC split all analyzed samples with PWGC and analyzed each sample for VOC's and Target Analyte List (TAL) metals, with the exception of DW-1.

During our August 16th meeting, the NCDH indicated that the combination of PWGC's VOC and the NYSDEC Metal results could be used to represent the initial samples of the identified structures. However, existing structures that have not been previously closed or that are to remain open would require sampling for Semi-Volatile Organic Compounds (SVOCs) by USEPA Method 8270 (base neutral list) in accordance with NCDH protocol to complete their initial characterization. These structures include DW-1, DW-4, and DW-5. As shown on Figure 2, DW-1 is the active storm drain, DW-4 is storm drain containing a solid cover at grade not currently in use, and DW-5 is the active sanitary leaching pool associated with the eastern portion of the building. The NCDH indicated that additional initial sampling would not be required of the western sanitary system prior to remediation. Structures DW-2 and DW-3 no longer considered injection wells since they were closed in 1985, and structures DW-6 and DW-7 were excluded from investigation since they are connected to the adjacent residence and not part of the former Penetrx site.

Table 1 and Table 2 show the VOC and metal results for the structures requiring further action. The VOC results were originally reported in PWGC Preliminary Remedial Investigation report dated July, 2002. The NYSDEC metals results have been incorporated into Table 2 as discussed with the NCDH. The first sample obtained was collected from the bottom of each structure. Soil boring numbers (SD-1) corresponds to its associated leaching structure (DW-1). The sample results were compared to the NYSDEC Recommended Soil Cleanup Objective (RSCO) contained in their Technical and Administrative Guidance Memo (TAGM) 4046, 4/95.

As shown on Table 1, VOC's detected in the structures were below their respective NYSDEC RSCO, with the exception of sample A-1 which was collected from the accessible leaching structure of the western sanitary system. Results from this structure (sample A-1) contained levels of Xylene (3,800 ug/kg) at a concentration above the RSCO (1,200 ug/kg). Toluene (1,000 ug/kg) and ethylbenzene (800 ug/l) were also detected at concentrations below their respective RSCOs. The presence of these compounds are not associated with the former Penetrex operations. Since xylene was detected in excess of its RSCO it was determined that remediation of the cesspool would be required and prompted the referral of the UIC issue to the NCDH.

The results of the metal analyses are depicted on Table 2. Results from metal sampling conducted by PWGC did not reveal any metal compounds in DW-1 in excess of their respective



RSCO (the NYSDEC did not analyze a sample from this structure). Results from the NYSDEC split samples revealed one metal compound in excess of its respective RSCO. Arsenic was detected at the base of DW-4 at 18ppm, which exceeds its RSCO of 7.5ppm, and slightly exceeds its typical background level of 3 – 12ppm. Arsenic levels from the same structure at 2'-6' below the base of the pool only contained 2.1ppm of Arsenic. Therefore, PWGC does not believe that remediation of the structure, based on the metal analysis, is warranted. Copies of the laboratory reports are included in Appendix A.

Supplemental Initial Characterization

Prior to beginning remedial activities at the site, PWGC plans to collect sediment samples from the base of DW-1, 4, and 5 for SVOCs by EPA 8270 (base neutrals) as documented in the NCDH UIC protocol. The samples will be collected from the base of the structure using a hand auger. Non-disposable sampling equipment will be cleaned using a distilled water and Alconox detergent wash and a distilled water rinse prior to the collection of each sample. Grab samples will be collected from four locations from the bottom of each structure, placed in a stainless steel bowl, mixed to form homogenous composite to represent the entire structure. The samples will be placed in pre-cleaned laboratory supplied glassware, and then placed in a cooler packed with ice for transport to Ecotest Laboratories, Inc. (Ecotest), a N.Y.S. Certified Laboratory, for analysis. Ecotest will perform all analyses associated with the UIC closure plan.

At this time, PWGC will also collect liquid samples from the septic tank and the known cesspool for waste disposal purposes. PWGC will contact the Nassau County Department of Public Works (NCDPW) prior to sampling to determine which parameters they require to allow for liquid disposal at the NCDPW facility at Bay Park. PWGC anticipates analyzing the samples for VOC's by USEPA Method 8260 (NCDH list), SVOC's (base neutrals) and total 8 RCRA metals as specified in the NCDH UIC protocol. Due to the low levels of impact encountered at the site, PWGC is anticipating approval to dispose of the liquids at Bay Park. Samples will be collected using dedicated disposable polyethylene bailers. With concurrence with the NCDPW, PWGC will create one composite sample to represent the wastewater quality from the entire system.

UIC Remediation

Remediation of the western sanitary system will consist of the following activities: cleanout of the known cesspool, cleanout of the septic tank, clean out and removal of the distribution box, and assessing the pipe that runs towards the suspected cesspool beneath the building.

The septic tank will be addressed by first removing the concrete slab cover so the entire structure can be accessed. Once open, confirmatory dye testing will be performed to document that the structure receives discharge from the northwest bathrooms. Standing liquids will then be removed by means of a vacuum truck. Removed liquids will be properly disposed by the licensed contractor subcontracted to perform the work. Again, PWGC is anticipating disposal of the liquid at the NCDPW Bay Park Treatment Facility. A Vactor truck will then be used to remove the sludge from the base of the structure. Following removal of the sludge, the structure will be visually inspected to determine the integrity of the tank.

The known cesspool will be remediated to remove xylene contaminated sediment. Prior to the removal of sediment, liquid present in the pool will be pumped by a vacuum truck and properly



disposed of by the licensed contractor. The top of the cesspool will be excavated in order to gain sufficient access to remove impacted sediments from the structure. A vactor truck will then be used to remove the impacted sediments from the base of the structure. A representative from PWGC will be onsite to screen the removed sediment with a photoionization detector (PID) to determine when a "clean" soil conditions have been obtained. Following the sediment removal, PWGC will collect an endpoint sample from the structure using a hand auger following the procedures documented in the supplemental initial characterization section. The endpoint sample will be analyzed for VOC's (NCDH list) and SVOC (base neutrals) since VOC's are driving the remediation and SVOC analysis have previously not been performed with respect to the structure. Since initial metal analysis was acceptable, metal analysis has been omitted from the endpoint analyses.

The remediation of the distribution box will include the removal of accumulated sediment within the distribution box using a vactor truck. Once the sediment is removed, the structure will be excavated and removed from the ground. Soil located beneath and in the vicinity of the distribution box will also be removed due to the potential to have been impacted as a result of the compromised integrity of the distribution box. A PWGC representative will visual observe and screen soil conditions with a PID to determine when it is believed that clean soil conditions have been reached. To document the effectiveness of the remediation, PWGC will collect an endpoint sample, following the procedures previously described, for analysis of VOCs, SVOCs, and metals in accordance with NCDH protocol.

Following the removal and remediation of the distribution box area, the sanitary system piping related to the distribution box will be re-piped. This will include piping the sanitary line from the two southern bathrooms and utility sink directly to the septic tank and connecting the discharge from the septic tank to the accessible leaching structure.

While the distribution box area is exposed, PWGC will evaluate the pipe that runs to the suspected cesspool located beneath the building. PWGC will snake the pipe with a steel tape to determine the extent of the piping that is still present. PWGC will also attempt to use a Fisher TW-6 cable / pipe locator to determine the location of the piping and structure beneath the building.

After completing the work associated with the western sanitary system, the distribution box excavation will be backfilled.

PWGC will also address the UIC issue at DW-4. As noted above, no inlet/discharge piping was noted and the structure has a solid cover. It is likely that this structure was formerly a storm drain. In order to properly close this structure, following the completion of initial characterization and remediation if required, the structure will be backfilled with clean sand and sealed with six inches of asphalt to match existing grade.

Should SVOC results from the samples collected from DW-1, DW-4 and DW-5 show elevated levels of SVOCs in excess of the NYSDEC RSCO and remediation is required, those structures will also be remediated by the method specified above, should conditions allow. Groundwater is located in close proximity to the base of the structure and the vactor truck method for removing



impacted sediments is not effective below the water table. Typically, removal of sediments below the water table is performed with a crane. The top of the structure is exposed and removed so full access to the rings is obtained. Once exposed, the base of the structure can be excavated with the crane. In order to prevent collapse of the structure, additional leaching rings may be required if the existing rings settle. Following excavation of the sediments, the applicable endpoint samples will be collected from the base of the structure with a hand auger. Based upon the condition of the structure, some clean sand may be partially backfilled into the structure to stabilize it from future settling.

PWGC will schedule the above work upon approval of the closure plan. PWGC will notify the NCDH of the work dates so that the NCDOH can be on-site to oversee the remedial work and the collection of the endpoint samples. Our field personnel will assist your representative with the collection of any split samples that you may collect. Following completion of the work, PWGC will prepare a report for submission to your Department, which documents the completed remediation. The report will be supported with the appropriate laboratory reports and waste manifests. Please acknowledge your approval of this plan by signing your name at the bottom of this submittal.

Should you have any questions or require further information, please do not hesitate to call us.

Very truly yours,

PWGC

James P. Rhodes
Sr. Project Hydrogeologist

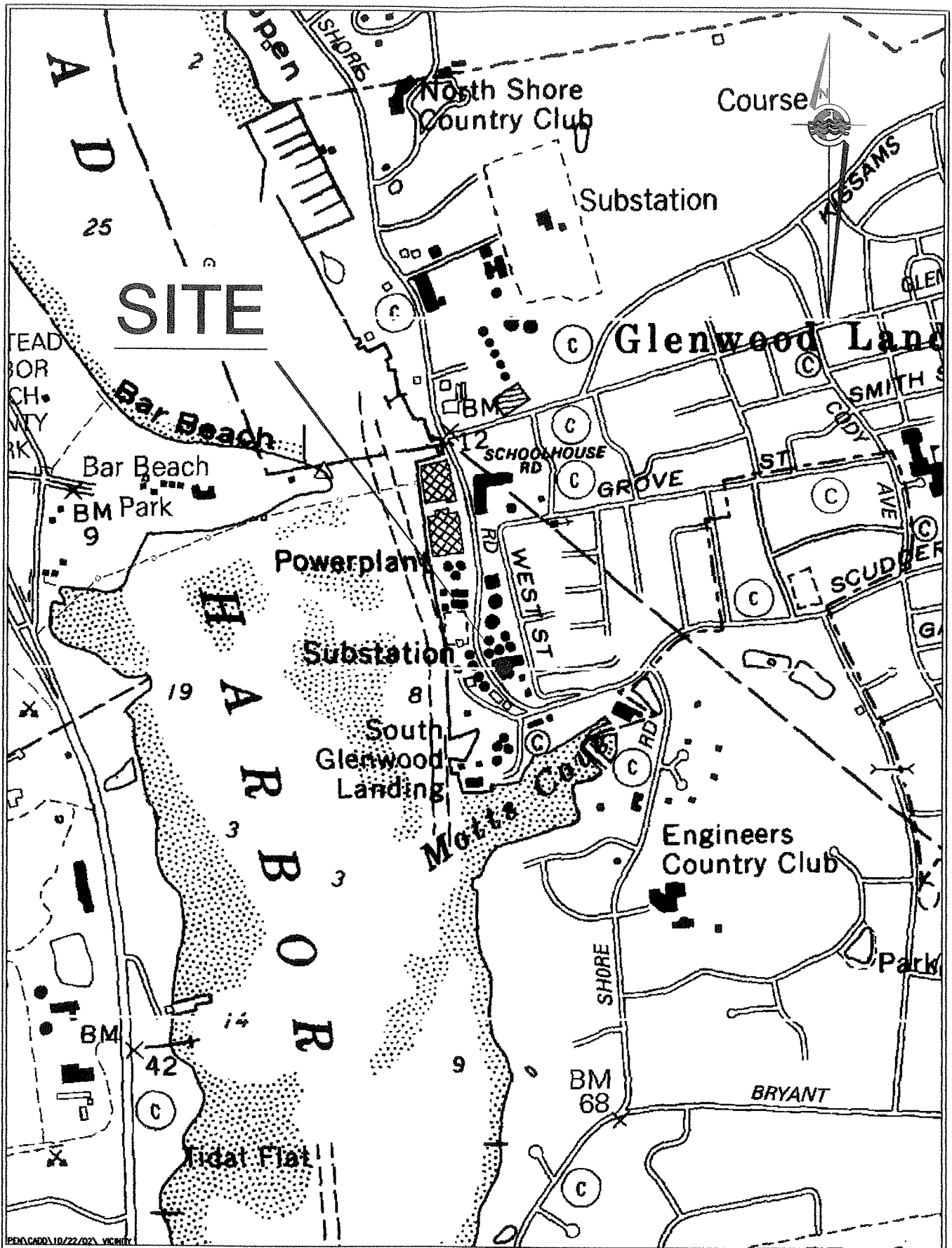
Bryan A Devaux
Project Hydrogeologist

BAD:bad

Cc: Robert Weitzman, NCDH
Champanine Saviengvong, NYSDEC
L. Weinberger
D. Yudelson, Esq.

Plan Approved by _____ -NCDH Date _____

FIGURES

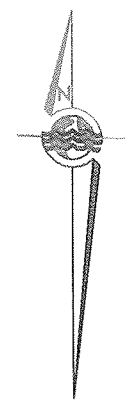
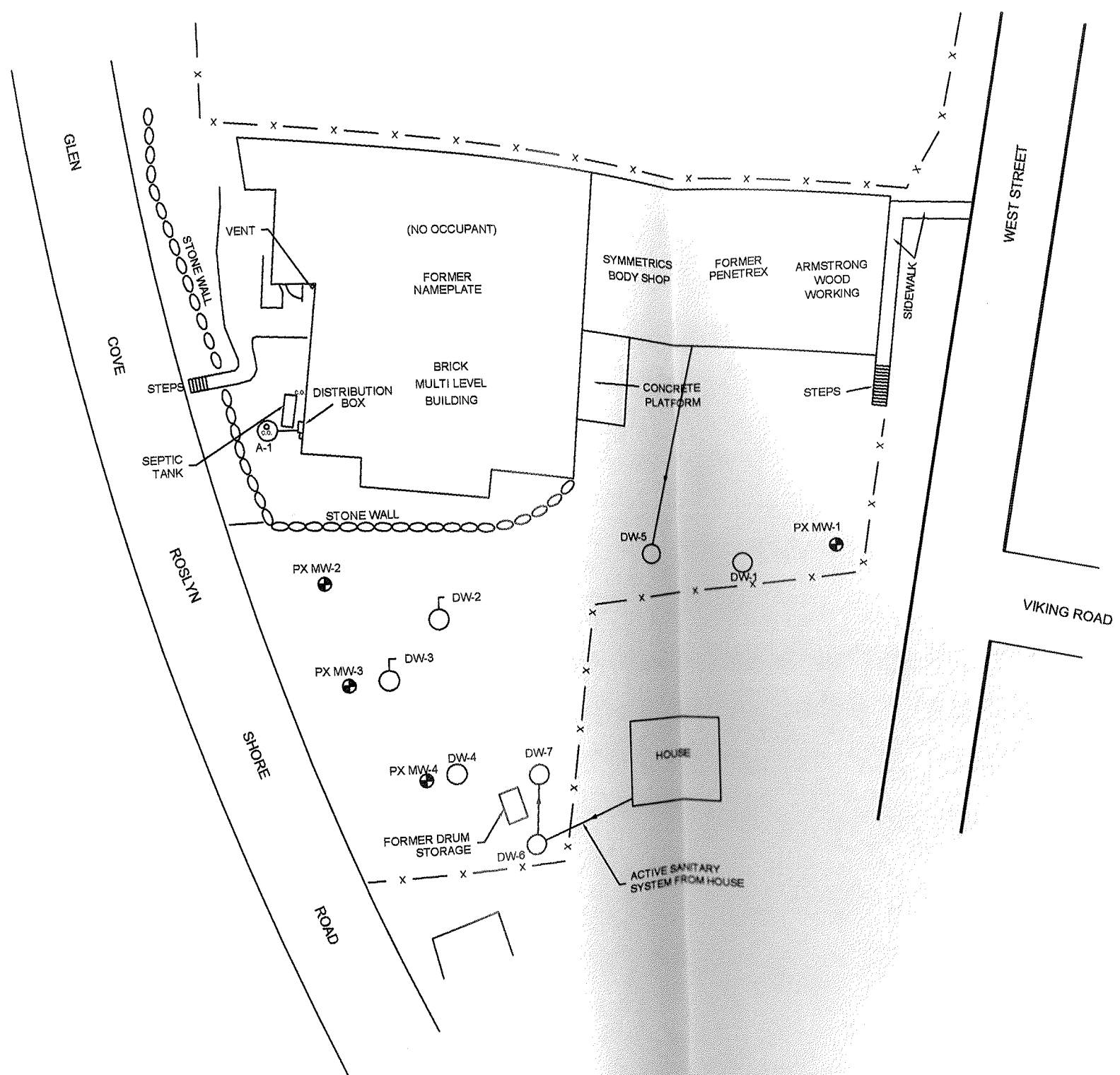


PENACADD\10/22/02\ VICINITY
 P.W. GROSSER CONSULTING
 ENGINEER & HYDROGEOLOGIST, P.C.
 630 Johnson Ave., Suite 7
 Bohemia, N.Y. 11716-2618
 Tel: 631 588-8305 Fax: 631 588-8388
 E-mail: www.pwgrosser.com




Site Location Map

Project: PEN0001	Page No: 1
Prepared by: JPR	
Checked by: JPR	
Date: JAK	10/22/02



LEGEND

- MONITORING WELL
- DRY WELL + LEACHING STRUCTURES / FORMER STRUCTURES



SITE PLAN

P. W. GROSSER CONSULTING
ENGINEER & HYDROGEOLOGIST, P.C.

630 Johnson Ave. Suite 7
Bohemia, N.Y. 11716-2618
Ph: 631 589-6353 Fax: 631 589-8703
E-mail: www.pwgrosser.com

Project: PEN0001	Designed By: JPR	Figure No: 2
CADD Operator: TC/KF	Approved By: JPR	Date: 10/22/02

UNLESS OTHERWISE SPECIFIED, ALL DIMENSIONS AND LOCATIONS ARE AS SHOWN ON THIS SURVEY MAP AND RELATED DRAWINGS AND ARE A WARRANTY OF ACC. 700 OF THE NYS DECISION LAW.

SOURCE: YEC, INC., SURVEY MAP 10, JULY 1992

TABLES

FORMER PENETREX PROCESSING SITE

TABLE 1

SOIL ANALYTICAL RESULTS FOR VOLATILE ORGANIC COMPOUNDS
EPA METHOD 8260

Compound	NYSDEC RSCOs (1)	SB-1 8'-10'	SB-1 12.5'-14.5'	SB-1 19'-21'	SB-2 2'-4'	SB-2 6' - 8'	SB-2 12' - 14'	SB-3 2' -4'	SB-3 8' - 10'	SB-3 12' - 14'	SB-4 11' - 13'
Chloromethane	NS	ND	ND	ND	ND	ND	ND	ND	ND	ND	ND
Bromomethane	NS	ND	ND	ND	ND	ND	ND	ND	ND	ND	ND
Vinyl Chloride	200	ND	ND	ND	ND	ND	ND	ND	ND	ND	ND
Chloroethane	200	ND	ND	ND	ND	ND	ND	ND	ND	ND	ND
Methylene Chloride	50	ND	ND	ND	ND	ND	ND	ND	ND	ND	ND
Acetone	200	ND	ND	ND	ND	ND	140	ND	170	ND	ND
Carbon Disulfide	2700	ND	ND	ND	ND	ND	ND	ND	ND	ND	ND
1,1 Dichloroethene	300	ND	ND	ND	ND	ND	ND	ND	ND	ND	ND
1,1 Dichloroethane	300	ND	ND	ND	ND	ND	ND	ND	ND	ND	ND
1,2 Dichloroethene	200	ND	ND	ND	ND	ND	ND	ND	27	ND	ND
Chloroform	400	ND	ND	ND	ND	ND	ND	ND	ND	ND	ND
1,2 Dichloroethane	20	ND	ND	ND	ND	ND	ND	ND	ND	ND	ND
2-Butanone	200	ND	ND	ND	ND	ND	ND	ND	ND	ND	ND
111 Trichloroethane	700	ND	ND	ND	ND	ND	ND	ND	ND	ND	ND
Carbon Tetrachloride	NS	ND	ND	ND	ND	ND	ND	ND	ND	ND	ND
Bromodichloromethane	200	ND	ND	ND	ND	ND	ND	ND	ND	ND	ND
1,2 Dichloropropane	NS	ND	ND	ND	ND	ND	ND	ND	ND	ND	ND
c-1,3 Dichloropropene	200	ND	ND	ND	ND	ND	ND	ND	ND	ND	ND
Trichloroethene	500	ND	ND	ND	5	ND	ND	ND	ND	ND	ND
Chlorodibromomethane	200	ND	ND	ND	ND	ND	ND	ND	ND	ND	ND
112 Trichloroethane	NS	ND	ND	ND	ND	ND	ND	ND	ND	ND	ND
Benzene	100	ND	ND	ND	ND	ND	ND	ND	ND	ND	ND
t-1, 3 Dichloropropene	200	ND	ND	ND	ND	ND	ND	ND	ND	ND	ND
Bromoform	NS	ND	ND	ND	ND	ND	ND	ND	ND	ND	ND
4-Methyl-2-Pentanone	1000	ND	ND	ND	ND	ND	ND	ND	ND	ND	ND
2-Hexanone	NS	ND	ND	ND	ND	ND	ND	ND	ND	ND	ND
Tetrachloroethene	1300	250	94	ND	92	7	ND	16	59	32	ND
Toluene	1500	ND	ND	ND	14	ND	ND	ND	22	ND	ND
1122 Tetrachloroethane	400	ND	ND	ND	ND	ND	ND	ND	ND	ND	ND
Chlorobenzene	1100	ND	ND	ND	ND	ND	ND	ND	ND	ND	ND
Ethyl Benzene	5500	ND	ND	ND	ND	ND	ND	ND	ND	ND	ND
Styrene	NS	ND	ND	ND	ND	ND	ND	ND	ND	ND	ND
o Xylene	600	ND	ND	ND	ND	ND	ND	ND	16	ND	ND
m + p Xylene	1200	ND	ND	ND	ND	ND	ND	ND	23	ND	ND
Xylene	1200	ND	ND	ND	ND	ND	ND	ND	39	ND	ND

FORMER PENETREX PROCESSING SITE

TABLE 1 (con't)

SOIL ANALYTICAL RESULTS FOR VOLATILE ORGANIC COMPOUNDS
EPA METHOD 8260

Compound	NYSDEC RSCOs (1)	SB-4 13' - 17'	SB-4 17' - 21'	SB-5 14' - 18'	SB-5 18' - 22'	SB-5 25' - 26'	SB-6 10' - 11'	SB-6 12' - 13'	SB-6 15' - 16'	A-1
Chloromethane	NS	ND	ND	ND	ND	ND	ND	ND	ND	ND
Bromomethane	NS	ND	ND	ND	ND	ND	ND	ND	ND	ND
Vinyl Chloride	200	ND	ND	ND	ND	ND	ND	ND	ND	ND
Chloroethane	200	ND	ND	ND	ND	ND	ND	ND	ND	ND
Methylene Chloride	50	ND	ND	ND	ND	ND	ND	ND	ND	ND
Acetone	100	ND	ND	ND	ND	ND	ND	ND	ND	ND
Carbon Disulfide	2700	ND	ND	ND	ND	ND	ND	ND	ND	ND
1,1 Dichloroethene	300	ND	ND	ND	ND	ND	ND	ND	ND	ND
1,1 Dichloroethane	300	ND	ND	ND	ND	ND	ND	ND	ND	ND
1,2 Dichloroethene	200	ND	ND	ND	42	ND	ND	ND	ND	ND
Chloroform	400	ND	ND	ND	ND	ND	ND	ND	ND	ND
1,2 Dichloroethane	20	ND	ND	ND	ND	ND	ND	ND	ND	ND
2-Butanone	200	ND	ND	ND	ND	ND	ND	ND	ND	ND
111 Trichloroethane	700	ND	ND	ND	ND	ND	ND	ND	ND	ND
Carbon Tetrachloride	NS	ND	ND	ND	ND	ND	ND	ND	ND	ND
Bromodichloromethane	200	ND	ND	ND	ND	ND	ND	ND	ND	ND
1,2 Dichloropropane	NS	ND	ND	ND	ND	ND	ND	ND	ND	ND
c-1,3 Dichloropropene	200	ND	ND	ND	ND	ND	ND	ND	ND	ND
Trichloroethene	500	ND	ND	ND	6	ND	ND	ND	ND	ND
Chlorodibromomethane	200	ND	ND	ND	ND	ND	ND	ND	ND	ND
112 Trichloroethane	NS	ND	ND	ND	ND	ND	ND	ND	ND	ND
Benzene	100	ND	ND	ND	ND	ND	ND	ND	ND	ND
t-1, 3 Dichloropropene	200	ND	ND	ND	ND	ND	ND	ND	ND	ND
Bromoform	NS	ND	ND	ND	ND	ND	ND	ND	ND	ND
4-Methyl-2-Pentanone	1000	ND	ND	ND	ND	ND	ND	ND	ND	ND
2-Hexanone	NS	ND	ND	ND	ND	ND	ND	ND	ND	ND
Tetrachloroethene	1300	ND	ND	ND	ND	29	ND	ND	ND	ND
Toluene	1500	ND	ND	51	ND	ND	ND	ND	ND	1,000
1122 Tetrachloroethane	400	ND	ND	ND	ND	ND	ND	ND	ND	ND
Chlorobenzene	1100	ND	ND	ND	ND	ND	ND	ND	ND	ND
Ethyl Benzene	5500	ND	ND	18	ND	ND	ND	ND	ND	800
Styrene	NS	ND	ND	ND	ND	ND	ND	ND	ND	ND
o Xylene	600	ND	ND	26	ND	ND	ND	ND	ND	600
m + p Xylene	1200	ND	ND	57	ND	ND	ND	ND	ND	3,200
Xylene	1200	ND	ND	83	ND	ND	ND	ND	ND	3,800

Notes:

1 - NYSDEC Recommended Soil Cleanup Objectives, Technical and Administrative Guidance Memo (TAGM) 4046, 4/95.

ND - Not Detected.

FORMER PENETREX PROCESSING SITE

TABLE 2

SOIL ANALYTICAL RESULTS FOR METALS
EPA METHOD 6010

Compound	NYSDEC RSCO (1)	Eastern USA Background	SB-1 8' -10'	SB-1 12.5' - 14.5'	SB-1 19' - 21'	SB -4 11' - 13'	SB -4 13' - 17'	SB -4 17' - 21'	SB -5 14' - 18'	SB-5 18' - 22'	SB -5 25' -26'
Arsenic	7.5 or SB	3 - 12	1.4	0.67	ND	18	2.1	ND	ND	6.7	3
Barium	300 or SB	15 - 600	9.7	5.4	1.4	ND	ND	ND	ND	ND	ND
Cadmium	10	0.1 - 1	0.72	ND	ND	ND	ND	ND	ND	ND	ND
Chromium	50	1.5 - 40	15	2.4	1.7	26	2.6	3.4	3.2	6.8	31
Lead	SB	200 - 500*	27	7.1	0.88	6.8	2.9	3.2	4	9.9	4.9
Mercury	0.1	0.001 - 0.2	0.019	0.0088	ND	ND	ND	ND	ND	ND	ND
Selenium	2 or SB	0.1 - 3.9	ND	ND	ND	ND	ND	ND	ND	ND	ND
Silver	SB	N/A	ND	ND	ND	ND	ND	ND	ND	ND	ND

Notes:

1 - NYSDEC Recommended Soil Cleanup Objectives, Technical and Administrative Guidance Memo (TAGM) 4046, 4/95.

ND - Not Detected.

NS - Not Specified.

Bold text denotes RSCO Exceedance

All units are mg/kg.

APPENDIX A

377 SHEFFIELD AVE. • N. BABYLON, N.Y. 11703 • (631) 422-5777 • FAX (631) 422-5770

Email: ecotestlab@aol.com Website: www.ecotestlabs.com

LAB NO:215986.01

11/28/01

P.W. Grosser Consulting
630 Johnson Avenue, Suite 7
Bohemia, NY 11716-2618
ATTN: Paul Grosser

SOURCE OF SAMPLE: Penetrex, PC QAQC
COLLECTED BY: Client DATE COL'D:11/14/01 RECEIVED:11/15/01

SAMPLE: Soil sample, DW-1 8'-10', 1000

ANALYTICAL PARAMETERS

Chloromethane	ug/Kg	<5
Bromomethane	ug/Kg	<5
Vinyl Chloride	ug/Kg	<5
Chloroethane	ug/Kg	<5
Methylene Chloride	ug/Kg	<5
Acetone	ug/Kg	<50
Carbon disulfide	ug/Kg	<5
1,1 Dichloroethene	ug/Kg	<5
1,1 Dichloroethane	ug/Kg	<5
1,2 Dichloroethene	ug/Kg	<10
Chloroform	ug/Kg	<5
1,2 Dichloroethane	ug/Kg	<5
2-Butanone	ug/Kg	<50
111 Trichloroethane	ug/Kg	<5
Carbon Tetrachloride	ug/Kg	<5
Bromodichloromethane	ug/Kg	<5
1,2 Dichloropropane	ug/Kg	<5
c-1,3Dichloropropene	ug/Kg	<5
Trichloroethene	ug/Kg	<5
Chlorodibromomethane	ug/Kg	<5
112 Trichloroethane	ug/Kg	<5
Benzene	ug/Kg	<5
t-1,3Dichloropropene	ug/Kg	<5
Bromoform	ug/Kg	<5
4-Methyl-2-Pentanone	ug/Kg	<50

ANALYTICAL PARAMETERS


2-Hexanone	ug/Kg	<50
Tetrachloroethene	ug/Kg	250
Toluene	ug/Kg	<5
1122Tetrachloroethan	ug/Kg	<5
Chlorobenzene	ug/Kg	<5
Ethyl Benzene	ug/Kg	<5
Styrene	ug/Kg	<5
o Xylene	ug/Kg	<5
m + p Xylene	ug/Kg	<10
Xylene	ug/Kg	<15

% Solids 90

cc:

REMARKS: EPA Method 8260.

DIRECTOR



377 SHEFFIELD AVE. • N. BABYLON, N.Y. 11703 • (631) 422-5777 • FAX (631) 422-5770

Email: ecotestlab@aol.com Website: www.ecotestlabs.com

LAB NO: 215986.01

11/28/01

P.W. Grosser Consulting
630 Johnson Avenue, Suite 7
Bohemia, NY 11716-2618
ATTN: Paul Grosser

SOURCE OF SAMPLE: Penetrex, PC QAQC
COLLECTED BY: Client DATE COL'D: 11/14/01 RECEIVED: 11/15/01

SAMPLE: Soil sample, DW-1 8'-10', 1000


ANALYTICAL PARAMETERS

Arsenic as As	mg/Kg	1.4
Barium as Ba	mg/Kg	9.7
Cadmium as Cd	mg/Kg	0.72
Chromium as Cr	mg/Kg	15
Lead as Pb	mg/Kg	27
Mercury as Hg	mg/Kg	0.019
Selenium as Se	mg/Kg	<0.4
Silver as Ag	mg/Kg	<0.5

ANALYTICAL PARAMETERS

cc:

REMARKS: EPA Methods; Metals-6010, except Mercury-7470A

DIRECTOR 

ECOTEST LABORATORIES, INC.

ENVIRONMENTAL TESTING

377 SHEFFIELD AVE. • N. BABYLON, N.Y. 11703 • (631) 422-5777 • FAX (631) 422-5770

Email: ecotestlab@aol.com Website: www.ecotestlabs.com

LAB NO:215986.02

11/28/01

P.W. Grosser Consulting
630 Johnson Avenue, Suite 7
Bohemia, NY 11716-2618
ATTN: Paul Grosser

SOURCE OF SAMPLE: Penetrex, PC QAQC
COLLECTED BY: Client DATE COL'D:11/14/01 RECEIVED:11/15/01

SAMPLE: Soil sample, DW-1 12'5''-14'5'', 1042

ANALYTICAL PARAMETERS

Chloromethane	ug/Kg	<5
Bromomethane	ug/Kg	<5
Vinyl Chloride	ug/Kg	<5
Chloroethane	ug/Kg	<5
Methylene Chloride	ug/Kg	<5
Acetone	ug/Kg	<50
Carbon disulfide	ug/Kg	<5
1,1 Dichloroethene	ug/Kg	<5
1,1 Dichloroethane	ug/Kg	<5
1,2 Dichloroethene	ug/Kg	<10
Chloroform	ug/Kg	<5
1,2 Dichloroethane	ug/Kg	<5
2-Butanone	ug/Kg	<50
111 Trichloroethane	ug/Kg	<5
Carbon Tetrachloride	ug/Kg	<5
Bromodichloromethane	ug/Kg	<5
1,2 Dichloropropane	ug/Kg	<5
c-1,3Dichloropropene	ug/Kg	<5
Trichloroethene	ug/Kg	<5
Chlorodibromomethane	ug/Kg	<5
112 Trichloroethane	ug/Kg	<5
Benzene	ug/Kg	<5
t-1,3Dichloropropene	ug/Kg	<5
Bromoform	ug/Kg	<5
4-Methyl-2-Pentanone	ug/Kg	<50


ANALYTICAL PARAMETERS

2-Hexanone	ug/Kg	<50
Tetrachloroethene	ug/Kg	94
Toluene	ug/Kg	<5
1122Tetrachloroethan	ug/Kg	<5
Chlorobenzene	ug/Kg	<5
Ethyl Benzene	ug/Kg	<5
Styrene	ug/Kg	<5
o Xylene	ug/Kg	<5
m + p Xylene	ug/Kg	<10
Xylene	ug/Kg	<15

% Solids 91

cc:

REMARKS: EPA Method 8260.

DIRECTOR 

ECOTEST LABORATORIES, INC.

ENVIRONMENTAL TESTING

377 SHEFFIELD AVE. • N. BABYLON, N.Y. 11703 • (631) 422-5777 • FAX (631) 422-5770

Email: ecotestlab@aol.com Website: www.ecotestlabs.com

LAB NO:215986.02

11/28/01

P.W. Grosser Consulting
630 Johnson Avenue, Suite 7
Bohemia, NY 11716-2618
ATTN: Paul Grosser

SOURCE OF SAMPLE: Penetrex, PC QAQC
COLLECTED BY: Client DATE COL'D:11/14/01 RECEIVED:11/15/01

SAMPLE: Soil sample, DW-1 12'5''-14'5'', 1042


ANALYTICAL PARAMETERS

Arsenic as As	mg/Kg	0.67
Barium as Ba	mg/Kg	5.4
Cadmium as Cd	mg/Kg	<0.5
Chromium as Cr	mg/Kg	2.4
Lead as Pb	mg/Kg	7.1
Mercury as Hg	mg/Kg	0.0088
Selenium as Se	mg/Kg	<0.4
Silver as Ag	mg/Kg	<0.5

ANALYTICAL PARAMETERS

cc:

REMARKS: EPA Methods; Metals-6010, except Mercury-7470A

DIRECTOR 

377 SHEFFIELD AVE. • N. BABYLON, N.Y. 11703 • (631) 422-5777 • FAX (631) 422-5770

Email: ecotestlab@aol.com Website: www.ecotestlabs.com

LAB NO:215986.03

11/28/01

P.W. Grosser Consulting
630 Johnson Avenue, Suite 7
Bohemia, NY 11716-2618

ATTN: Paul Grosser

SOURCE OF SAMPLE: Penetrex, PC QAQC
COLLECTED BY: Client DATE COL'D:11/14/01 RECEIVED:11/15/01

SAMPLE: Soil sample, DW-1 19'-21', 1220

ANALYTICAL PARAMETERS

ANALYTICAL PARAMETERS

Chloromethane	ug/Kg	<5
Bromomethane	ug/Kg	<5
Vinyl Chloride	ug/Kg	<5
Chloroethane	ug/Kg	<5
Methylene Chloride	ug/Kg	<5
Acetone	ug/Kg	<50
Carbon disulfide	ug/Kg	<5
1,1 Dichloroethene	ug/Kg	<5
1,1 Dichloroethane	ug/Kg	<5
1,2 Dichloroethene	ug/Kg	<10
Chloroform	ug/Kg	<5
1,2 Dichloroethane	ug/Kg	<5
2-Butanone	ug/Kg	<50
111 Trichloroethane	ug/Kg	<5
Carbon Tetrachloride	ug/Kg	<5
Bromodichloromethane	ug/Kg	<5
1,2 Dichloropropane	ug/Kg	<5
c-1,3Dichloropropene	ug/Kg	<5
Trichloroethene	ug/Kg	<5
Chlorodibromomethane	ug/Kg	<5
112 Trichloroethane	ug/Kg	<5
Benzene	ug/Kg	<5
t-1,3Dichloropropene	ug/Kg	<5
Bromoform	ug/Kg	<5
4-Methyl-2-Pentanone	ug/Kg	<50


2-Hexanone	ug/Kg	<50
Tetrachloroethene	ug/Kg	<5
Toluene	ug/Kg	<5
1122Tetrachloroethan	ug/Kg	<5
Chlorobenzene	ug/Kg	<5
Ethyl Benzene	ug/Kg	<5
Styrene	ug/Kg	<5
o Xylene	ug/Kg	<5
m + p Xylene	ug/Kg	<10
Xylene	ug/Kg	<15

% Solids 86

cc:

REMARKS: EPA Method 8260.

DIRECTOR



377 SHEFFIELD AVE. • N. BABYLON, N.Y. 11703 • (631) 422-5777 • FAX (631) 422-5770

Email: ecotestlab@aol.com Website: www.ecotestlabs.com

LAB NO:215986.03

11/28/01

P.W. Grosser Consulting
630 Johnson Avenue, Suite 7
Bohemia, NY 11716-2618
ATTN: Paul Grosser

SOURCE OF SAMPLE: Penetrex, PC QAQC
COLLECTED BY: Client DATE COL'D:11/14/01 RECEIVED:11/15/01

SAMPLE: Soil sample, DW-1 19'-21', 1220

ANALYTICAL PARAMETERS


ANALYTICAL PARAMETERS

Arsenic as As	mg/Kg	<0.5
Barium as Ba	mg/Kg	1.4
Cadmium as Cd	mg/Kg	<0.5
Chromium as Cr	mg/Kg	1.7
Lead as Pb	mg/Kg	0.88
Mercury as Hg	mg/Kg	<0.005
Selenium as Se	mg/Kg	<0.4
Silver as Ag	mg/Kg	<0.5

cc:

REMARKS: EPA Methods; Metals-6010, except Mercury-7470A

DIRECTOR



ECOTEST LABORATORIES, INC.

ENVIRONMENTAL TESTING

377 SHEFFIELD AVE. • N. BABYLON, N.Y. 11703 • (631) 422-5777 • FAX (631) 422-5770

Email: ecotestlab@aol.com Website: www.ecotestlabs.com

LAB NO: 215986.04

11/28/01

P.W. Grosser Consulting
630 Johnson Avenue, Suite 7
Bohemia, NY 11716-2618
ATTN: Paul Grosser

SOURCE OF SAMPLE: Penetrex, PC QAQC
COLLECTED BY: Client DATE COL'D: 11/14/01 RECEIVED: 11/15/01

SAMPLE: Soil sample, DW-2 2'-4', 1320

ANALYTICAL PARAMETERS

Chloromethane	ug/Kg	<5
Bromomethane	ug/Kg	<5
Vinyl Chloride	ug/Kg	<5
Chloroethane	ug/Kg	<5
Methylene Chloride	ug/Kg	<5
Acetone	ug/Kg	<50
Carbon disulfide	ug/Kg	<5
1,1 Dichloroethene	ug/Kg	<5
1,1 Dichloroethane	ug/Kg	<5
1,2 Dichloroethene	ug/Kg	<10
Chloroform	ug/Kg	<5
1,2 Dichloroethane	ug/Kg	<5
2-Butanone	ug/Kg	<50
111 Trichloroethane	ug/Kg	<5
Carbon Tetrachloride	ug/Kg	<5
Bromodichloromethane	ug/Kg	<5
1,2 Dichloropropane	ug/Kg	<5
c-1,3Dichloropropene	ug/Kg	<5
Trichloroethene	ug/Kg	5
Chlorodibromomethane	ug/Kg	<5
112 Trichloroethane	ug/Kg	<5
Benzene	ug/Kg	<5
t-1,3Dichloropropene	ug/Kg	<5
Bromoform	ug/Kg	<5
4-Methyl-2-Pentanone	ug/Kg	<50

ANALYTICAL PARAMETERS


2-Hexanone	ug/Kg	<50
Tetrachloroethene	ug/Kg	92
Toluene	ug/Kg	14
1122Tetrachloroethan	ug/Kg	<5
Chlorobenzene	ug/Kg	<5
Ethyl Benzene	ug/Kg	<5
Styrene	ug/Kg	<5
o Xylene	ug/Kg	<5
m + p Xylene	ug/Kg	<10
Xylene	ug/Kg	<15

% Solids 87

cc:

REMARKS: EPA Method 8260.

DIRECTOR



ECOTEST LABORATORIES, INC.

ENVIRONMENTAL TESTING

377 SHEFFIELD AVE. • N. BABYLON, N.Y. 11703 • (631) 422-5777 • FAX (631) 422-5770

Email: ecotestlab@aol.com Website: www.ecotestlabs.com

LAB NO:215986.05

11/28/01

P.W. Grosser Consulting
630 Johnson Avenue, Suite 7
Bohemia, NY 11716-2618
ATTN: Paul Grosser

SOURCE OF SAMPLE: Penetrex, PC QAQC
COLLECTED BY: Client DATE COL'D:11/14/01 RECEIVED:11/15/01

SAMPLE: Soil sample, DW-2 6'-8', 1340

ANALYTICAL PARAMETERS

Chloromethane	ug/Kg	<5
Bromomethane	ug/Kg	<5
Vinyl Chloride	ug/Kg	<5
Chloroethane	ug/Kg	<5
Methylene Chloride	ug/Kg	<5
Acetone	ug/Kg	<50
Carbon disulfide	ug/Kg	<5
1,1 Dichloroethene	ug/Kg	<5
1,1 Dichloroethane	ug/Kg	<5
1,2 Dichloroethene	ug/Kg	<10
Chloroform	ug/Kg	<5
1,2 Dichloroethane	ug/Kg	<5
2-Butanone	ug/Kg	<50
111 Trichloroethane	ug/Kg	<5
Carbon Tetrachloride	ug/Kg	<5
Bromodichloromethane	ug/Kg	<5
1,2 Dichloropropane	ug/Kg	<5
c-1,3Dichloropropane	ug/Kg	<5
Trichloroethene	ug/Kg	<5
Chlorodibromomethane	ug/Kg	<5
112 Trichloroethane	ug/Kg	<5
Benzene	ug/Kg	<5
t-1,3Dichloropropane	ug/Kg	<5
Bromoform	ug/Kg	<5
4-Methyl-2-Pentanone	ug/Kg	<50


ANALYTICAL PARAMETERS

2-Hexanone	ug/Kg	<50
Tetrachloroethene	ug/Kg	7
Toluene	ug/Kg	<5
1122Tetrachloroethan	ug/Kg	<5
Chlorobenzene	ug/Kg	<5
Ethyl Benzene	ug/Kg	<5
Styrene	ug/Kg	<5
o Xylene	ug/Kg	<5
m + p Xylene	ug/Kg	<10
Xylene	ug/Kg	<15

% Solids 91

cc:

REMARKS: EPA Method 8260.

DIRECTOR 

ECOTEST LABORATORIES, INC.

ENVIRONMENTAL TESTING

377 SHEFFIELD AVE. • N. BABYLON, N.Y. 11703 • (631) 422-5777 • FAX (631) 422-5770

Email: ecotestlab@aol.com Website: www.ecotestlabs.com

LAB NO:215986.06

11/28/01

P.W. Grosser Consulting
630 Johnson Avenue, Suite 7
Bohemia, NY 11716-2618

ATTN: Paul Grosser

SOURCE OF SAMPLE: Penetrex, PC QAQC
COLLECTED BY: Client DATE COL'D:11/14/01 RECEIVED:11/15/01

SAMPLE: Soil sample, DW-2 12'-14', 1400

ANALYTICAL PARAMETERS

Chloromethane	ug/Kg	<10
Bromomethane	ug/Kg	<10
Vinyl Chloride	ug/Kg	<10
Chloroethane	ug/Kg	<10
Methylene Chloride	ug/Kg	<10
Acetone	ug/Kg	140
Carbon disulfide	ug/Kg	<10
1,1 Dichloroethene	ug/Kg	<10
1,1 Dichloroethane	ug/Kg	<10
1,2 Dichloroethene	ug/Kg	<20
Chloroform	ug/Kg	<10
1,2 Dichloroethane	ug/Kg	<10
2-Butanone	ug/Kg	<100
111 Trichloroethane	ug/Kg	<10
Carbon Tetrachloride	ug/Kg	<10
Bromodichloromethane	ug/Kg	<10
1,2 Dichloropropane	ug/Kg	<10
c-1,3Dichloropropene	ug/Kg	<10
Trichloroethene	ug/Kg	<10
Chlorodibromomethane	ug/Kg	<10
112 Trichloroethane	ug/Kg	<10
Benzene	ug/Kg	<10
t-1,3Dichloropropene	ug/Kg	<10
Bromoform	ug/Kg	<10
4-Methyl-2-Pentanone	ug/Kg	<100

ANALYTICAL PARAMETERS

2-Hexanone	ug/Kg	<100
Tetrachloroethene	ug/Kg	<10
Toluene	ug/Kg	<10
1122Tetrachloroethan	ug/Kg	<10
Chlorobenzene	ug/Kg	<10
Ethyl Benzene	ug/Kg	<10
Styrene	ug/Kg	<10
o Xylene	ug/Kg	<10
m + p Xylene	ug/Kg	<20
Xylene	ug/Kg	<30

% Solids

76

cc:

REMARKS: EPA Method 8260.

DIRECTOR 

LAB NO:215986.07

11/28/01

P.W. Grosser Consulting
630 Johnson Avenue, Suite 7
Bohemia, NY 11716-2618
ATTN: Paul Grosser

SOURCE OF SAMPLE: Penetrex, PC QAQC
COLLECTED BY: Client DATE COL'D:11/14/01 RECEIVED:11/15/01

SAMPLE: Soil sample, DW-3 2'-4', 1420

ANALYTICAL PARAMETERS

Chloromethane	ug/Kg	<5
Bromomethane	ug/Kg	<5
Vinyl Chloride	ug/Kg	<5
Chloroethane	ug/Kg	<5
Methylene Chloride	ug/Kg	<5
Acetone	ug/Kg	<50
Carbon disulfide	ug/Kg	<5
1,1 Dichloroethene	ug/Kg	<5
1,1 Dichloroethane	ug/Kg	<5
1,2 Dichloroethene	ug/Kg	<10
Chloroform	ug/Kg	<5
1,2 Dichloroethane	ug/Kg	<5
2-Butanone	ug/Kg	<50
111 Trichloroethane	ug/Kg	<5
Carbon Tetrachloride	ug/Kg	<5
Bromodichloromethane	ug/Kg	<5
1,2 Dichloropropane	ug/Kg	<5
c-1,3Dichloropropene	ug/Kg	<5
Trichloroethene	ug/Kg	<5
Chlorodibromomethane	ug/Kg	<5
112 Trichloroethane	ug/Kg	<5
Benzene	ug/Kg	<5
t-1,3Dichloropropene	ug/Kg	<5
Bromoform	ug/Kg	<5
4-Methyl-2-Pentanone	ug/Kg	<50

ANALYTICAL PARAMETERS


2-Hexanone	ug/Kg	<50
Tetrachloroethene	ug/Kg	16
Toluene	ug/Kg	<5
1122Tetrachloroethan	ug/Kg	<5
Chlorobenzene	ug/Kg	<5
Ethyl Benzene	ug/Kg	<5
Styrene	ug/Kg	<5
o Xylene	ug/Kg	<5
m + p Xylene	ug/Kg	<10
Xylene	ug/Kg	<15

% Solids 78

cc:

REMARKS: EPA Method 8260.

DIRECTOR



377 SHEFFIELD AVE. • N. BABYLON, N.Y. 11703 • (631) 422-5777 • FAX (631) 422-5770

Email: ecotestlab@aol.com Website: www.ecotestlabs.com

LAB NO:215986.08

11/28/01

P.W. Grosser Consulting
630 Johnson Avenue, Suite 7
Bohemia, NY 11716-2618
ATTN: Paul Grosser

SOURCE OF SAMPLE: Penetrex, PC QAQC
COLLECTED BY: Client DATE COL'D:11/14/01 RECEIVED:11/15/01

SAMPLE: Soil sample, DW-3 8'-10', 1450

ANALYTICAL PARAMETERS

Chloromethane	ug/Kg	<10
Bromomethane	ug/Kg	<10
Vinyl Chloride	ug/Kg	<10
Chloroethane	ug/Kg	<10
Methylene Chloride	ug/Kg	<10
Acetone	ug/Kg	170
Carbon disulfide	ug/Kg	<10
1,1 Dichloroethene	ug/Kg	<10
1,1 Dichloroethane	ug/Kg	<10
1,2 Dichloroethene	ug/Kg	27
Chloroform	ug/Kg	<10
1,2 Dichloroethane	ug/Kg	<10
2-Butanone	ug/Kg	<100
111 Trichloroethane	ug/Kg	<10
Carbon Tetrachloride	ug/Kg	<10
Bromodichloromethane	ug/Kg	<10
1,2 Dichloropropane	ug/Kg	<10
c-1,3Dichloropropene	ug/Kg	<10
Trichloroethene	ug/Kg	<10
Chlorodibromomethane	ug/Kg	<10
112 Trichloroethane	ug/Kg	<10
Benzene	ug/Kg	<10
t-1,3Dichloropropene	ug/Kg	<10
Bromoform	ug/Kg	<10
4-Methyl-2-Pentanone	ug/Kg	<100

ANALYTICAL PARAMETERS


2-Hexanone	ug/Kg	<100
Tetrachloroethene	ug/Kg	59
Toluene	ug/Kg	22
1122Tetrachloroethan	ug/Kg	<10
Chlorobenzene	ug/Kg	<10
Ethyl Benzene	ug/Kg	<10
Styrene	ug/Kg	<10
o Xylene	ug/Kg	16
m + p Xylene	ug/Kg	23
Xylene	ug/Kg	39

% Solids 83

cc:

REMARKS: EPA Method 8260.

DIRECTOR



ECOTEST LABORATORIES, INC.

ENVIRONMENTAL TESTING

377 SHEFFIELD AVE. • N. BABYLON, N.Y. 11703 • (631) 422-5777 • FAX (631) 422-5770

Email: ecotestlab@aol.com Website: www.ecotestlabs.com

LAB NO: 215986.09

11/28/01

P.W. Grosser Consulting
630 Johnson Avenue, Suite 7
Bohemia, NY 11716-2618
ATTN: Paul Grosser

SOURCE OF SAMPLE: Penetrex, PC QAQC
COLLECTED BY: Client DATE COL'D: 11/14/01 RECEIVED: 11/15/01

SAMPLE: Soil sample, DW-3 12'-14', 1510

ANALYTICAL PARAMETERS

Chloromethane	ug/Kg	<10
Bromomethane	ug/Kg	<10
Vinyl Chloride	ug/Kg	<10
Chloroethane	ug/Kg	<10
Methylene Chloride	ug/Kg	<10
Acetone	ug/Kg	<100
Carbon disulfide	ug/Kg	<10
1,1 Dichloroethene	ug/Kg	<10
1,1 Dichloroethane	ug/Kg	<10
1,2 Dichloroethene	ug/Kg	<20
Chloroform	ug/Kg	<10
1,2 Dichloroethane	ug/Kg	<10
2-Butanone	ug/Kg	<100
111 Trichloroethane	ug/Kg	<10
Carbon Tetrachloride	ug/Kg	<10
Bromodichloromethane	ug/Kg	<10
1,2 Dichloropropane	ug/Kg	<10
c-1,3Dichloropropene	ug/Kg	<10
Trichloroethene	ug/Kg	<10
Chlorodibromomethane	ug/Kg	<10
112 Trichloroethane	ug/Kg	<10
Benzene	ug/Kg	<10
t-1,3Dichloropropene	ug/Kg	<10
Bromoform	ug/Kg	<10
4-Methyl-2-Pentanone	ug/Kg	<100

ANALYTICAL PARAMETERS

2-Hexanone	ug/Kg	<100
Tetrachloroethene	ug/Kg	32
Toluene	ug/Kg	<10
1122Tetrachloroethane	ug/Kg	<10
Chlorobenzene	ug/Kg	<10
Ethyl Benzene	ug/Kg	<10
Styrene	ug/Kg	<10
o Xylene	ug/Kg	<10
m + p Xylene	ug/Kg	<20
Xylene	ug/Kg	<30

% Solids 84

cc:

REMARKS: EPA Method 8260.

DIRECTOR 

ECOTEST LABORATORIES, INC.

377 SHEFFIELD AVE. • N. BABYLON, N.Y. 11703 • (631) 422-5777 • FAX (631) 422-5770

Email: ecotestlab@aol.com Website: www.ecotestlabs.com

LAB NO: 215986.10

11/28/01

P.W. Grosser Consulting
630 Johnson Avenue, Suite 7
Bohemia, NY 11716-2618
ATTN: Paul Grosser

SOURCE OF SAMPLE: Penetrex, PC QAQC
COLLECTED BY: Client DATE COL'D: 11/15/01 RECEIVED: 11/15/01

SAMPLE: Soil sample, DW-4 11'-13', 1005

ANALYTICAL PARAMETERS

Chloromethane	ug/Kg	<5
Bromomethane	ug/Kg	<5
Vinyl Chloride	ug/Kg	<5
Chloroethane	ug/Kg	<5
Methylene Chloride	ug/Kg	<5
Acetone	ug/Kg	<50
Carbon disulfide	ug/Kg	<5
1,1 Dichloroethene	ug/Kg	<5
1,1 Dichloroethane	ug/Kg	<5
1,2 Dichloroethene	ug/Kg	<10
Chloroform	ug/Kg	<5
1,2 Dichloroethane	ug/Kg	<5
2-Butanone	ug/Kg	<50
111 Trichloroethane	ug/Kg	<5
Carbon Tetrachloride	ug/Kg	<5
Bromodichloromethane	ug/Kg	<5
1,2 Dichloropropane	ug/Kg	<5
c-1,3Dichloropropene	ug/Kg	<5
Trichloroethene	ug/Kg	<5
Chlorodibromomethane	ug/Kg	<5
112 Trichloroethane	ug/Kg	<5
Benzene	ug/Kg	<5
t-1,3Dichloropropene	ug/Kg	<5
Bromoform	ug/Kg	<5
4-Methyl-2-Pentanone	ug/Kg	<50

ANALYTICAL PARAMETERS

2-Hexanone	ug/Kg	<50
Tetrachloroethene	ug/Kg	<5
Toluene	ug/Kg	<5
1122Tetrachloroethan	ug/Kg	<5
Chlorobenzene	ug/Kg	<5
Ethyl Benzene	ug/Kg	<5
Styrene	ug/Kg	<5
o Xylene	ug/Kg	<5
m + p Xylene	ug/Kg	<10
Xylene	ug/Kg	<15

% Solids 82

cc:

REMARKS: EPA Method 8260.

DIRECTOR



ECOTEST LABORATORIES, INC.

ENVIRONMENTAL TESTING

377 SHEFFIELD AVE. • N. BABYLON, N.Y. 11703 • (631) 422-5777 • FAX (631) 422-5770

Email: ecotestlab@aol.com Website: www.ecotestlabs.com

LAB NO: 215986.11

11/28/01

P.W. Grosser Consulting
630 Johnson Avenue, Suite 7
Bohemia, NY 11716-2618
ATTN: Paul Grosser

SOURCE OF SAMPLE: Penetrex, PC QAQC
COLLECTED BY: Client DATE COL'D: 11/15/01 RECEIVED: 11/15/01

SAMPLE: Soil sample, DW-4 13'-17', 1020

ANALYTICAL PARAMETERS

Chloromethane	ug/Kg	<5
Bromomethane	ug/Kg	<5
Vinyl Chloride	ug/Kg	<5
Chloroethane	ug/Kg	<5
Methylene Chloride	ug/Kg	<5
Acetone	ug/Kg	<50
Carbon disulfide	ug/Kg	<5
1,1 Dichloroethene	ug/Kg	<5
1,1 Dichloroethane	ug/Kg	<5
1,2 Dichloroethene	ug/Kg	<10
Chloroform	ug/Kg	<5
1,2 Dichloroethane	ug/Kg	<5
2-Butanone	ug/Kg	<50
111 Trichloroethane	ug/Kg	<5
Carbon Tetrachloride	ug/Kg	<5
Bromodichloromethane	ug/Kg	<5
1,2 Dichloropropane	ug/Kg	<5
c-1,3Dichloropropene	ug/Kg	<5
Trichloroethene	ug/Kg	<5
Chlorodibromomethane	ug/Kg	<5
112 Trichloroethane	ug/Kg	<5
Benzene	ug/Kg	<5
t-1,3Dichloropropene	ug/Kg	<5
Bromoform	ug/Kg	<5
4-Methyl-2-Pentanone	ug/Kg	<50


ANALYTICAL PARAMETERS

2-Hexanone	ug/Kg	<50
Tetrachloroethene	ug/Kg	<5
Toluene	ug/Kg	<5
1122Tetrachloroethan	ug/Kg	<5
Chlorobenzene	ug/Kg	<5
Ethyl Benzene	ug/Kg	<5
Styrene	ug/Kg	<5
o Xylene	ug/Kg	<5
m + p Xylene	ug/Kg	<10
Xylene	ug/Kg	<15

% Solids 82

cc:

REMARKS: EPA Method 8260.

DIRECTOR 

ECOTEST LABORATORIES, INC.

ENVIRONMENTAL TESTING

377 SHEFFIELD AVE. • N. BABYLON, N.Y. 11703 • (631) 422-5777 • FAX (631) 422-5770

Email: ecotestlab@aol.com Website: www.ecotestlabs.com

LAB NO: 215986.12

11/28/01

P.W. Grosser Consulting
630 Johnson Avenue, Suite 7
Bohemia, NY 11716-2618
ATTN: Paul Grosser

SOURCE OF SAMPLE: Penetrex, PC QAQC
COLLECTED BY: Client DATE COL'D: 11/15/01 RECEIVED: 11/15/01

SAMPLE: Soil sample, DW-4 17'-21', 1035

ANALYTICAL PARAMETERS

Chloromethane	ug/Kg	<5
Bromomethane	ug/Kg	<5
Vinyl Chloride	ug/Kg	<5
Chloroethane	ug/Kg	<5
Methylene Chloride	ug/Kg	<5
Acetone	ug/Kg	<50
Carbon disulfide	ug/Kg	<5
1,1 Dichloroethene	ug/Kg	<5
1,1 Dichloroethane	ug/Kg	<5
1,2 Dichloroethene	ug/Kg	<10
Chloroform	ug/Kg	<5
1,2 Dichloroethane	ug/Kg	<5
2-Butanone	ug/Kg	<50
111 Trichloroethane	ug/Kg	<5
Carbon Tetrachloride	ug/Kg	<5
Bromodichloromethane	ug/Kg	<5
1,2 Dichloropropane	ug/Kg	<5
c-1,3Dichloropropene	ug/Kg	<5
Trichloroethene	ug/Kg	<5
Chlorodibromomethane	ug/Kg	<5
112 Trichloroethane	ug/Kg	<5
Benzene	ug/Kg	<5
t-1,3Dichloropropene	ug/Kg	<5
Bromoform	ug/Kg	<5
4-Methyl-2-Pentanone	ug/Kg	<50

ANALYTICAL PARAMETERS

2-Hexanone	ug/Kg	<50
Tetrachloroethene	ug/Kg	<5
Toluene	ug/Kg	<5
1122Tetrachloroethan	ug/Kg	<5
Chlorobenzene	ug/Kg	<5
Ethyl Benzene	ug/Kg	<5
Styrene	ug/Kg	<5
o Xylene	ug/Kg	<5
m + p Xylene	ug/Kg	<10
Xylene	ug/Kg	<15

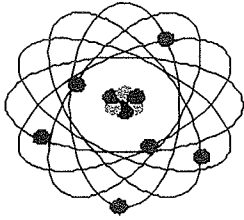
% Solids 82

cc:

REMARKS: EPA Method 8260.

DIRECTOR





NYS DEPARTMENT OF ENVIRONMENTAL CONSERVATION
DIVISION OF ENVIRONMENTAL REMEDIATION
LABORATORY ANALYTICAL REPORT

INORGANIC ANALYSIS DATA SHEET

FIELD SAMPLE ID:

Site Name: PENETREX PROCESSING

SB-4-5

Site Code: 130034

SDG: 320-01

Lab Sample ID: 101-320-01

Date Received: 11/16/01

Matrix: SOIL

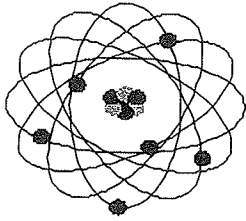
Sample Size: 0.56 grams

% Solids: 84

CONCENTRATION : mg/kg

CAS NO.	ANALYTE		C	Q	M
7429-90-5	Aluminum	2500			PM
7440-36-0	Antimony	3.9	U		PM
7440-38-2	Arsenic	18			PM
7440-39-3	Barium	21	U		PM
7440-41-7	Beryllium	0.53	U		PM
7440-43-9	Cadmium	0.53	U		PM
7440-70-2	Calcium	300	B		PM
7440-47-3	Chromium	26			PM
7440-48-4	Cobalt	3.6	U		PM
7440-50-8	Copper	12			PM
7439-89-6	Iron	9800			PM
7439-92-1	Lead	6.8			PM
7439-95-4	Magnesium	140	B		PM
7439-96-5	Manganese	7.8			PM
7439-97-6	Mercury	0.10	U		CV
7440-02-0	Nickel	4.3	U		PM
7440-09-7	Potassium	530	U		PM
7482-49-2	Selenium	0.53	U		PM
7440-22-4	Silver	0.43	U		PM
7440-23-5	Sodium	170	B		PM
7440-28-0	Thallium	1.1	U		PM
7440-62-2	Vanadium	29			PM
7440-66-6	Zinc	5.0			PM

Comments:



NYS DEPARTMENT OF ENVIRONMENTAL CONSERVATION
DIVISION OF ENVIRONMENTAL REMEDIATION

LABORATORY ANALYTICAL REPORT

INORGANIC ANALYSIS DATA SHEET

FIELD SAMPLE ID:

Site Name: PENETREX PROCESSING

SB-4-10

Site Code: 130034

SDG: 320-01

Lab Sample ID: 101-320-02

Date Received: 11/16/01

Matrix: SOIL

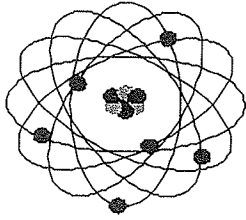
Sample Size: 0.51 grams

% Solids: 83

CONCENTRATION : mg/kg

CAS NO.	ANALYTE		C	Q	M
7429-90-5	Aluminum	1500			PM
7440-36-0	Antimony	4.4	U		PM
7440-38-2	Arsenic	2.1			PM
7440-39-3	Barium	24	U		PM
7440-41-7	Beryllium	0.59	U		PM
7440-43-9	Cadmium	0.59	U		PM
7440-70-2	Calcium	120	B		PM
7440-47-3	Chromium	2.6			PM
7440-48-4	Cobalt	4.0	U		PM
7440-50-8	Copper	3.9			PM
7439-89-6	Iron	1500			PM
7439-92-1	Lead	2.9			PM
7439-95-4	Magnesium	35	B		PM
7439-96-5	Manganese	2.0			PM
7439-97-6	Mercury	0.10	U		CV
7440-02-0	Nickel	4.7	U		PM
7440-09-7	Potassium	590	U		PM
7482-49-2	Selenium	0.59	U		PM
7440-22-4	Silver	0.47	U		PM
7440-23-5	Sodium	270	B		PM
7440-28-0	Thallium	1.2	U		PM
7440-62-2	Vanadium	9.0			PM
7440-66-6	Zinc	4.4			PM

Comments:



NYS DEPARTMENT OF ENVIRONMENTAL CONSERVATION
DIVISION OF ENVIRONMENTAL REMEDIATION

LABORATORY ANALYTICAL REPORT

INORGANIC ANALYSIS DATA SHEET

Site Name: PENETREX PROCESSING

Site Code: 130034

Lab Sample ID: 101-320-03

Matrix: SOIL

% Solids: 83

FIELD SAMPLE ID:

SB-4-15

SDG: 320-01

Date Received: 11/16/01

Sample Size: 0.51 grams

CONCENTRATION: mg/kg

CAS NO.	ANALYTE		C	Q	M
7429-90-5	Aluminum	1200			PM
7440-36-0	Antimony	4.4	U		PM
7440-38-2	Arsenic	0.94	U		PM
7440-39-3	Barium	24	U		PM
7440-41-7	Beryllium	0.59	U		PM
7440-43-9	Cadmium	0.59	U		PM
7440-70-2	Calcium	130	B		PM
7440-47-3	Chromium	3.4			PM
7440-48-4	Cobalt	4.0	U		PM
7440-50-8	Copper	2.6	U		PM
7439-89-6	Iron	1200			PM
7439-92-1	Lead	3.2			PM
7439-95-4	Magnesium	29	B		PM
7439-96-5	Manganese	2.8			PM
7439-97-6	Mercury	0.10	U		CV
7440-02-0	Nickel	4.7	U		PM
7440-09-7	Potassium	590	U		PM
7482-49-2	Selenium	0.59	U		PM
7440-22-4	Silver	0.47	U		PM
7440-23-5	Sodium	170	U		PM
7440-28-0	Thallium	1.2	U		PM
7440-62-2	Vanadium	8.3			PM
7440-66-6	Zinc	3.7			PM

Comments:

ECOTEST LABORATORIES, INC.

377 SHEFFIELD AVE. • N. BABYLON, N.Y. 11703 • (631) 422-5777 • FAX (631) 422-5770

Email: ecotestlab@aol.com Website: www.ecotestlabs.com

LAB NO:215986.13

11/28/01

P.W. Grosser Consulting
630 Johnson Avenue, Suite 7
Bohemia, NY 11716-2618
ATTN: Paul Grosser

SOURCE OF SAMPLE: Penetrex, PC QAQC
COLLECTED BY: Client DATE COL'D:11/15/01 RECEIVED:11/15/01

SAMPLE: Soil sample, DW-5 14'-18', 1155

ANALYTICAL PARAMETERS

Chloromethane	ug/Kg	<10
Bromomethane	ug/Kg	<10
Vinyl Chloride	ug/Kg	<10
Chloroethane	ug/Kg	<10
Methylene Chloride	ug/Kg	<10
Acetone	ug/Kg	<100
Carbon disulfide	ug/Kg	<10
1,1 Dichloroethene	ug/Kg	<10
1,1 Dichloroethane	ug/Kg	<10
1,2 Dichloroethene	ug/Kg	<20
Chloroform	ug/Kg	<10
1,2 Dichloroethane	ug/Kg	<10
2-Butanone	ug/Kg	<100
111 Trichloroethane	ug/Kg	<10
Carbon Tetrachloride	ug/Kg	<10
Bromodichloromethane	ug/Kg	<10
1,2 Dichloropropane	ug/Kg	<10
c-1,3Dichloropropene	ug/Kg	<10
Trichloroethene	ug/Kg	<10
Chlorodibromomethane	ug/Kg	<10
112 Trichloroethane	ug/Kg	<10
Benzene	ug/Kg	<10
t-1,3Dichloropropene	ug/Kg	<10
Bromoform	ug/Kg	<10
4-Methyl-2-Pentanone	ug/Kg	<100


ANALYTICAL PARAMETERS

2-Hexanone	ug/Kg	<100
Tetrachloroethene	ug/Kg	<10
Toluene	ug/Kg	51
1122Tetrachloroethane	ug/Kg	<10
Chlorobenzene	ug/Kg	<10
Ethyl Benzene	ug/Kg	18
Styrene	ug/Kg	<10
o Xylene	ug/Kg	26
m + p Xylene	ug/Kg	57
Xylene	ug/Kg	83

% Solids 81

cc:

REMARKS: EPA Method 8260.

DIRECTOR 

ECOTEST LABORATORIES, INC.

ENVIRONMENTAL TESTING

377 SHEFFIELD AVE. • N. BABYLON, N.Y. 11703 • (631) 422-5777 • FAX (631) 422-5770

Email: ecotestlab@aol.com Website: www.ecotestlabs.com

LAB NO:215986.14

11/28/01

P.W. Grosser Consulting
630 Johnson Avenue, Suite 7
Bohemia, NY 11716-2618

ATTN: Paul Grosser

SOURCE OF SAMPLE: Penetrex, PC QAQC
COLLECTED BY: Client DATE COL'D:11/15/01 RECEIVED:11/15/01

SAMPLE: Soil sample, DW-5 18'-22', 1227

ANALYTICAL PARAMETERS

Chloromethane	ug/Kg	<5
Bromomethane	ug/Kg	<5
Vinyl Chloride	ug/Kg	<5
Chloroethane	ug/Kg	<5
Methylene Chloride	ug/Kg	<5
Acetone	ug/Kg	<50
Carbon disulfide	ug/Kg	<5
1,1 Dichloroethene	ug/Kg	<5
1,1 Dichloroethane	ug/Kg	<5
1,2 Dichloroethene	ug/Kg	42
Chloroform	ug/Kg	<5
1,2 Dichloroethane	ug/Kg	<5
2-Butanone	ug/Kg	<50
111 Trichloroethane	ug/Kg	<5
Carbon Tetrachloride	ug/Kg	<5
Bromodichloromethane	ug/Kg	<5
1,2 Dichloropropane	ug/Kg	<5
c-1,3Dichloropropane	ug/Kg	<5
Trichloroethene	ug/Kg	6
Chlorodibromomethane	ug/Kg	<5
112 Trichloroethane	ug/Kg	<5
Benzene	ug/Kg	<5
t-1,3Dichloropropane	ug/Kg	<5
Bromoform	ug/Kg	<5
4-Methyl-2-Pentanone	ug/Kg	<50

ANALYTICAL PARAMETERS


2-Hexanone	ug/Kg	<50
Tetrachloroethene	ug/Kg	110
Toluene	ug/Kg	<5
1122Tetrachloroethan	ug/Kg	<5
Chlorobenzene	ug/Kg	<5
Ethyl Benzene	ug/Kg	<5
Styrene	ug/Kg	<5
o Xylene	ug/Kg	<5
m + p Xylene	ug/Kg	<10
Xylene	ug/Kg	<15

% Solids 83

cc:

REMARKS: EPA Method 8260.

DIRECTOR



ECOTEST LABORATORIES, INC.

ENVIRONMENTAL TESTING

377 SHEFFIELD AVE. • N. BABYLON, N.Y. 11703 • (631) 422-5777 • FAX (631) 422-5770

Email: ecotestlab@aol.com Website: www.ecotestlabs.com

LAB NO:215986.15

11/28/01

P.W. Grosser Consulting
630 Johnson Avenue, Suite 7
Bohemia, NY 11716-2618
ATTN: Paul Grosser

SOURCE OF SAMPLE: Penetrex, PC QAQC
COLLECTED BY: Client DATE COL'D:11/15/01 RECEIVED:11/15/01

SAMPLE: Soil sample, DW-5 25'-26', 1340

ANALYTICAL PARAMETERS

Chloromethane	ug/Kg	<5
Bromomethane	ug/Kg	<5
Vinyl Chloride	ug/Kg	<5
Chloroethane	ug/Kg	<5
Methylene Chloride	ug/Kg	<5
Acetone	ug/Kg	<50
Carbon disulfide	ug/Kg	<5
1,1 Dichloroethene	ug/Kg	<5
1,1 Dichloroethane	ug/Kg	<5
1,2 Dichloroethene	ug/Kg	<10
Chloroform	ug/Kg	<5
1,2 Dichloroethane	ug/Kg	<5
2-Butanone	ug/Kg	<50
111 Trichloroethane	ug/Kg	<5
Carbon Tetrachloride	ug/Kg	<5
Bromodichloromethane	ug/Kg	<5
1,2 Dichloropropane	ug/Kg	<5
c-1,3Dichloropropene	ug/Kg	<5
Trichloroethene	ug/Kg	<5
Chlorodibromomethane	ug/Kg	<5
112 Trichloroethane	ug/Kg	<5
Benzene	ug/Kg	<5
t-1,3Dichloropropene	ug/Kg	<5
Bromoform	ug/Kg	<5
4-Methyl-2-Pentanone	ug/Kg	<50

ANALYTICAL PARAMETERS


2-Hexanone	ug/Kg	<50
Tetrachloroethene	ug/Kg	29
Toluene	ug/Kg	<5
1122Tetrachloroethan	ug/Kg	<5
Chlorobenzene	ug/Kg	<5
Ethyl Benzene	ug/Kg	<5
Styrene	ug/Kg	<5
o Xylene	ug/Kg	<5
m + p Xylene	ug/Kg	<10
Xylene	ug/Kg	<15

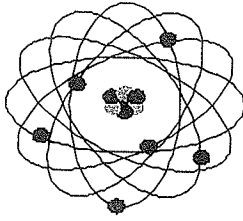
% Solids

83

cc:

REMARKS: EPA Method 8260.

DIRECTOR 



NEW YORK STATE DEPARTMENT OF ENVIRONMENTAL CONSERVATION
DIVISION OF ENVIRONMENTAL REMEDIATION

LABORATORY ANALYTICAL REPORT

INORGANIC ANALYSIS DATA SHEET

Site Name: PENETREX PROCESSING

Site Code: 130034

Lab Sample ID: 101-320-04

Matrix: SOIL

% Solids: 86

FIELD SAMPLE ID:

SB-5-5

SDG: 320-01

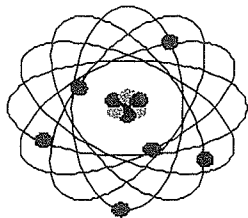
Date Received: 11/16/01

Sample Size: 0.6 grams

CONCENTRATION: mg/kg

CAS NO.	ANALYTE		C	Q	M
7429-90-5	Aluminum	1400			PM
7440-36-0	Antimony	3.6	U		PM
7440-38-2	Arsenic	0.78	U		PM
7440-39-3	Barium	19	U		PM
7440-41-7	Beryllium	0.48	U		PM
7440-43-9	Cadmium	0.48	U		PM
7440-70-2	Calcium	210	B		PM
7440-47-3	Chromium	3.2			PM
7440-48-4	Cobalt	3.3	U		PM
7440-50-8	Copper	5.6			PM
7439-89-6	Iron	940			PM
7439-92-1	Lead	4.0			PM
7439-95-4	Magnesium	94	B		PM
7439-96-5	Manganese	1.9			PM
7439-97-6	Mercury	0.10	U		CV
7440-02-0	Nickel	3.9	U		PM
7440-09-7	Potassium	480	U		PM
7482-49-2	Selenium	0.48	U		PM
7440-22-4	Silver	0.39	U		PM
7440-23-5	Sodium	280	B		PM
7440-28-0	Thallium	0.97	U		PM
7440-62-2	Vanadium	9.5			PM
7440-66-6	Zinc	6.1			PM

Comments:



NYS DEPARTMENT OF ENVIRONMENTAL CONSERVATION
DIVISION OF ENVIRONMENTAL REMEDIATION
LABORATORY ANALYTICAL REPORT

INORGANIC ANALYSIS DATA SHEET

Site Name: PENETREX PROCESSING

Site Code: 130034

Lab Sample ID: 101-320-05

Matrix: SOIL

% Solids: 82

FIELD SAMPLE ID:

SB-5-10

SDG: 320-01

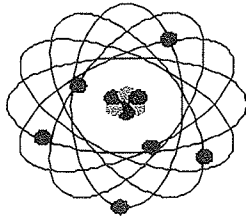
Date Received: 11/16/01

Sample Size: 0.68 grams

CONCENTRATION : mg/kg

CAS NO.	ANALYTE		C	Q	M
7429-90-5	Aluminum	1600			PM
7440-36-0	Antimony	3.3	U		PM
7440-38-2	Arsenic	6.7			PM
7440-39-3	Barium	18	U		PM
7440-41-7	Beryllium	0.45	U		PM
7440-43-9	Cadmium	0.45	U		PM
7440-70-2	Calcium	230	B		PM
7440-47-3	Chromium	6.8			PM
7440-48-4	Cobalt	3.0	U		PM
7440-50-8	Copper	9.4			PM
7439-89-6	Iron	5100			PM
7439-92-1	Lead	9.9			PM
7439-95-4	Magnesium	67	B		PM
7439-96-5	Manganese	9.0			PM
7439-97-6	Mercury	0.10	U		CV
7440-02-0	Nickel	3.6	U		PM
7440-09-7	Potassium	450	U		PM
7482-49-2	Selenium	0.45	U		PM
7440-22-4	Silver	0.36	U		PM
7440-23-5	Sodium	140	B		PM
7440-28-0	Thallium	0.90	U		PM
7440-62-2	Vanadium	25			PM
7440-66-6	Zinc	17			PM

Comments:



NYS DEPARTMENT OF ENVIRONMENTAL CONSERVATION
DIVISION OF ENVIRONMENTAL REMEDIATION
LABORATORY ANALYTICAL REPORT

INORGANIC ANALYSIS DATA SHEET

FIELD SAMPLE ID:

Site Name: PENETREX PROCESSING

SB-5-15

Site Code: 130034

SDG: 320-01

Lab Sample ID: 101-320-06

Date Received: 11/16/01

Matrix: SOIL

Sample Size: 0.52 grams

% Solids: 85

CONCENTRATION : mg/kg

CAS NO.	ANALYTE		C	Q	M
7429-90-5	Aluminum	1700			PM
7440-36-0	Antimony	4.2	U		PM
7440-38-2	Arsenic	3.0			PM
7440-39-3	Barium	23	U		PM
7440-41-7	Beryllium	0.57	U		PM
7440-43-9	Cadmium	0.57	U		PM
7440-70-2	Calcium	240	B		PM
7440-47-3	Chromium	31			PM
7440-48-4	Cobalt	3.8	U		PM
7440-50-8	Copper	11			PM
7439-89-6	Iron	2800			PM
7439-92-1	Lead	4.9			PM
7439-95-4	Magnesium	58	B		PM
7439-96-5	Manganese	10			PM
7439-97-6	Mercury	0.10	U		CV
7440-02-0	Nickel	4.5	U		PM
7440-09-7	Potassium	570	U		PM
7482-49-2	Selenium	0.57	U		PM
7440-22-4	Silver	0.45	U		PM
7440-23-5	Sodium	340	B		PM
7440-28-0	Thallium	1.1	U		PM
7440-62-2	Vanadium	13			PM
7440-66-6	Zinc	3.5			PM

Comments:

377 SHEFFIELD AVE. • N. BABYLON, N.Y. 11703 • (631) 422-5777 • FAX (631) 422-5770

Email: ecotestlab@aol.com Website: www.ecotestlabs.com

LAB NO:215986.16

11/28/01

P.W. Grosser Consulting
630 Johnson Avenue, Suite 7
Bohemia, NY 11716-2618

ATTN: Paul Grosser

SOURCE OF SAMPLE: Penetrex, PC QAQC
COLLECTED BY: Client DATE COL'D:11/15/01 RECEIVED:11/15/01

SAMPLE: Soil sample, SB-6 10'-11', 1440

ANALYTICAL PARAMETERS

Chloromethane	ug/Kg	<5
Bromomethane	ug/Kg	<5
Vinyl Chloride	ug/Kg	<5
Chloroethane	ug/Kg	<5
Methylene Chloride	ug/Kg	<5
Acetone	ug/Kg	<50
Carbon disulfide	ug/Kg	<5
1,1 Dichloroethene	ug/Kg	<5
1,1 Dichloroethane	ug/Kg	<5
1,2 Dichloroethene	ug/Kg	<10
Chloroform	ug/Kg	<5
1,2 Dichloroethane	ug/Kg	<5
2-Butanone	ug/Kg	<50
111 Trichloroethane	ug/Kg	<5
Carbon Tetrachloride	ug/Kg	<5
Bromodichloromethane	ug/Kg	<5
1,2 Dichloropropane	ug/Kg	<5
c-1,3Dichloropropene	ug/Kg	<5
Trichloroethene	ug/Kg	<5
Chlorodibromomethane	ug/Kg	<5
112 Trichloroethane	ug/Kg	<5
Benzene	ug/Kg	<5
t-1,3Dichloropropene	ug/Kg	<5
Bromoform	ug/Kg	<5
4-Methyl-2-Pentanone	ug/Kg	<50

ANALYTICAL PARAMETERS

2-Hexanone	ug/Kg	<50
Tetrachloroethene	ug/Kg	<5
Toluene	ug/Kg	<5
1122Tetrachloroethan	ug/Kg	<5
Chlorobenzene	ug/Kg	<5
Ethyl Benzene	ug/Kg	<5
Styrene	ug/Kg	<5
o Xylene	ug/Kg	<5
m + p Xylene	ug/Kg	<10
Xylene	ug/Kg	<15

% Solids 93

cc:

REMARKS: EPA Method 8260.

DIRECTOR 

ECOTEST LABORATORIES, INC.

ENVIRONMENTAL TESTING

377 SHEFFIELD AVE. • N. BABYLON, N.Y. 11703 • (631) 422-5777 • FAX (631) 422-5770

Email: ecotestlab@aol.com Website: www.ecotestlabs.com

LAB NO: 215986.17

11/28/01

P.W. Grosser Consulting
630 Johnson Avenue, Suite 7
Bohemia, NY 11716-2618
ATTN: Paul Grosser

SOURCE OF SAMPLE: Penetrex, PC QAQC
COLLECTED BY: Client DATE COL'D: 11/15/01 RECEIVED: 11/15/01

SAMPLE: Soil sample, SB-6 12'-13', 1440

ANALYTICAL PARAMETERS

Chloromethane	ug/Kg	<5
Bromomethane	ug/Kg	<5
Vinyl Chloride	ug/Kg	<5
Chloroethane	ug/Kg	<5
Methylene Chloride	ug/Kg	<5
Acetone	ug/Kg	<50
Carbon disulfide	ug/Kg	<5
1,1 Dichloroethene	ug/Kg	<5
1,1 Dichloroethane	ug/Kg	<5
1,2 Dichloroethene	ug/Kg	<10
Chloroform	ug/Kg	<5
1,2 Dichloroethane	ug/Kg	<5
2-Butanone	ug/Kg	<50
111 Trichloroethane	ug/Kg	<5
Carbon Tetrachloride	ug/Kg	<5
Bromodichloromethane	ug/Kg	<5
1,2 Dichloropropane	ug/Kg	<5
c-1,3Dichloropropene	ug/Kg	<5
Trichloroethene	ug/Kg	<5
Chlorodibromomethane	ug/Kg	<5
112 Trichloroethane	ug/Kg	<5
Benzene	ug/Kg	<5
t-1,3Dichloropropene	ug/Kg	<5
Bromoform	ug/Kg	<5
4-Methyl-2-Pentanone	ug/Kg	<50

ANALYTICAL PARAMETERS


2-Hexanone	ug/Kg	<50
Tetrachloroethene	ug/Kg	<5
Toluene	ug/Kg	<5
1122Tetrachloroethan	ug/Kg	<5
Chlorobenzene	ug/Kg	<5
Ethyl Benzene	ug/Kg	<5
Styrene	ug/Kg	<5
o Xylene	ug/Kg	<5
m + p Xylene	ug/Kg	<10
Xylene	ug/Kg	<15

% Solids 87

cc:

REMARKS: EPA Method 8260.

DIRECTOR



ECOTEST LABORATORIES, INC.

ENVIRONMENTAL TESTING

377 SHEFFIELD AVE. • N. BABYLON, N.Y. 11703 • (631) 422-5777 • FAX (631) 422-5770

Email: ecotestlab@aol.com Website: www.ecotestlabs.com

LAB NO:215986.18

11/28/01

P.W. Grosser Consulting
630 Johnson Avenue, Suite 7
Bohemia, NY 11716-2618
ATTN: Paul Grosser

SOURCE OF SAMPLE: Penetrex, PC QAQC
COLLECTED BY: Client DATE COL'D:11/15/01 RECEIVED:11/15/01

SAMPLE: Soil sample, SB-6 15'-16', 1500

ANALYTICAL PARAMETERS

Chloromethane	ug/Kg	<5
Bromomethane	ug/Kg	<5
Vinyl Chloride	ug/Kg	<5
Chloroethane	ug/Kg	<5
Methylene Chloride	ug/Kg	<5
Acetone	ug/Kg	<50
Carbon disulfide	ug/Kg	<5
1,1 Dichloroethene	ug/Kg	<5
1,1 Dichloroethane	ug/Kg	<5
1,2 Dichloroethene	ug/Kg	<10
Chloroform	ug/Kg	<5
1,2 Dichloroethane	ug/Kg	<5
2-Butanone	ug/Kg	<50
111 Trichloroethane	ug/Kg	<5
Carbon Tetrachloride	ug/Kg	<5
Bromodichloromethane	ug/Kg	<5
1,2 Dichloropropane	ug/Kg	<5
c-1,3Dichloropropene	ug/Kg	<5
Trichloroethene	ug/Kg	<5
Chlorodibromomethane	ug/Kg	<5
112 Trichloroethane	ug/Kg	<5
Benzene	ug/Kg	<5
t-1,3Dichloropropene	ug/Kg	<5
Bromoform	ug/Kg	<5
4-Methyl-2-Pentanone	ug/Kg	<50


ANALYTICAL PARAMETERS

2-Hexanone	ug/Kg	<50
Tetrachloroethene	ug/Kg	<5
Toluene	ug/Kg	<5
1122Tetrachloroethan	ug/Kg	<5
Chlorobenzene	ug/Kg	<5
Ethyl Benzene	ug/Kg	<5
Styrene	ug/Kg	<5
o Xylene	ug/Kg	<5
m + p Xylene	ug/Kg	<10
Xylene	ug/Kg	<15

% Solids 85

cc:

REMARKS: EPA Method 8260.

DIRECTOR 

ECOTEST LABORATORIES, INC.

ENVIRONMENTAL TESTING

377 SHEFFIELD AVE. • N. BABYLON, N.Y. 11703 • (631) 422-5777 • FAX (631) 422-5770

Email: ecotestlab@aol.com Website: www.ecotestlabs.com

LAB NO: 215986.19

11/28/01

P.W. Grosser Consulting
630 Johnson Avenue, Suite 7
Bohemia, NY 11716-2618
ATTN: Paul Grosser

SOURCE OF SAMPLE: Penetrex, PC QAQC
COLLECTED BY: Client DATE COL'D: 11/15/01 RECEIVED: 11/15/01

SAMPLE: Soil sample, A-1 (grease Pipe 8''), 1515

ANALYTICAL PARAMETERS

Chloromethane	ug/Kg	<50
Bromomethane	ug/Kg	<50
Vinyl Chloride	ug/Kg	<50
Chloroethane	ug/Kg	<50
Methylene Chloride	ug/Kg	<50
Acetone	ug/Kg	<500
Carbon disulfide	ug/Kg	<50
1,1 Dichloroethene	ug/Kg	<50
1,1 Dichloroethane	ug/Kg	<50
1,2 Dichloroethene	ug/Kg	<50
Chloroform	ug/Kg	<50
1,2 Dichloroethane	ug/Kg	<50
2-Butanone	ug/Kg	<500
111 Trichloroethane	ug/Kg	<50
Carbon Tetrachloride	ug/Kg	<50
Bromodichloromethane	ug/Kg	<50
1,2 Dichloropropane	ug/Kg	<50
c-1,3Dichloropropene	ug/Kg	<50
Trichloroethene	ug/Kg	<50
Chlorodibromomethane	ug/Kg	<50
112 Trichloroethane	ug/Kg	<50
Benzene	ug/Kg	<50
t-1,3Dichloropropene	ug/Kg	<50
Bromoform	ug/Kg	<50
4-Methyl-2-Pentanone	ug/Kg	<500

ANALYTICAL PARAMETERS

2-Hexanone	ug/Kg	<500
Tetrachloroethene	ug/Kg	<50
Toluene	ug/Kg	1000
1122Tetrachloroethan	ug/Kg	<50
Chlorobenzene	ug/Kg	<50
Ethyl Benzene	ug/Kg	800
Styrene	ug/Kg	<50
o Xylene	ug/Kg	600
m + p Xylene	ug/Kg	3200
Xylene	ug/Kg	3800

% Solids 42

cc:

REMARKS: EPA Method 8260.

DIRECTOR 

377 SHEFFIELD AVE. • N. BABYLON, N.Y. 11703 • (631) 422-5777 • FAX (631) 422-5770

Email: ecotestlab@aol.com Website: www.ecotestlabs.com

LAB NO:215986.20

11/28/01

P.W. Grosser Consulting
630 Johnson Avenue, Suite 7
Bohemia, NY 11716-2618
ATTN: Paul Grosser

SOURCE OF SAMPLE: Penetrex, PC QAQC
COLLECTED BY: Client DATE COL'D:11/15/01 RECEIVED:11/15/01

SAMPLE: Water sample, Field Blank, 1521

ANALYTICAL PARAMETERS

Chloromethane	ug/L	<1
Bromomethane	ug/L	<1
Vinyl Chloride	ug/L	<1
Chloroethane	ug/L	<1
Methylene Chloride	ug/L	<1
Acetone	ug/L	<10
Carbon disulfide	ug/L	<1
1,1 Dichloroethene	ug/L	<1
1,1 Dichloroethane	ug/L	<1
1,2 Dichloroethene	ug/L	<2
Chloroform	ug/L	<1
1,2 Dichloroethane	ug/L	<1
2-Butanone	ug/L	<10
111 Trichloroethane	ug/L	<1
Carbon Tetrachloride	ug/L	<1
Bromodichloromethane	ug/L	<1
1,2 Dichloropropane	ug/L	<1
c-1,3Dichloropropane	ug/L	<1
Trichloroethene	ug/L	<1
Chlorodibromomethane	ug/L	<1
112 Trichloroethane	ug/L	<1
Benzene	ug/L	<1
t-1,3Dichloropropane	ug/L	<1
Bromoform	ug/L	<1
4-Methyl-2-Pentanone	ug/L	<10

ANALYTICAL PARAMETERS

2-Hexanone	ug/L	<10
Tetrachloroethene	ug/L	<1
Toluene	ug/L	<1
112Tetrachloroethan	ug/L	<1
Chlorobenzene	ug/L	<1
Ethyl Benzene	ug/L	<1
Styrene	ug/L	<1
o Xylene	ug/L	<1
m + p Xylene	ug/L	<2
Xylene	ug/L	<3

cc:

REMARKS: EPA Method 8260.

DIRECTOR 

ECOTEST LABORATORIES, INC.

377 SHEFFIELD AVE. • N. BABYLON, N.Y. 11703 • (631) 422-5777 • FAX (631) 422-5770

Email: ecotestlab@aol.com Website: www.ecotestlabs.com

ENVIRONMENTAL TESTING

LAB NO: 215986.21

11/28/01

P.W. Grosser Consulting
630 Johnson Avenue, Suite 7
Bohemia, NY 11716-2618
ATTN: Paul Grosser

SOURCE OF SAMPLE: Penetrex, PC QAQC
COLLECTED BY: Client DATE COL'D: 11/15/01 RECEIVED: 11/15/01

SAMPLE: Water sample, Trip Blank

ANALYTICAL PARAMETERS


Chloromethane	ug/L	<1
Bromomethane	ug/L	<1
Vinyl Chloride	ug/L	<1
Chloroethane	ug/L	<1
Methylene Chloride	ug/L	<1
Acetone	ug/L	<10
Carbon disulfide	ug/L	<1
1,1 Dichloroethene	ug/L	<1
1,1 Dichloroethane	ug/L	<1
1,2 Dichloroethene	ug/L	<2
Chloroform	ug/L	<1
1,2 Dichloroethane	ug/L	<1
2-Butanone	ug/L	<10
111 Trichloroethane	ug/L	<1
Carbon Tetrachloride	ug/L	<1
Bromodichloromethane	ug/L	<1
1,2 Dichloropropane	ug/L	<1
c-1,3Dichloropropene	ug/L	<1
Trichloroethene	ug/L	<1
Chlorodibromomethane	ug/L	<1
112 Trichloroethane	ug/L	<1
Benzene	ug/L	<1
t-1,3Dichloropropene	ug/L	<1
Bromoform	ug/L	<1
4-Methyl-2-Pentanone	ug/L	<10

ANALYTICAL PARAMETERS

2-Hexanone	ug/L	<10
Tetrachloroethene	ug/L	<1
Toluene	ug/L	<1
1122Tetrachloroethan	ug/L	<1
Chlorobenzene	ug/L	<1
Ethyl Benzene	ug/L	<1
Styrene	ug/L	<1
o Xylene	ug/L	<1
m + p Xylene	ug/L	<2
Xylene	ug/L	<3

cc:

REMARKS: EPA Method 8260.

DIRECTOR 

rn= 33658

NYSDOH ID# 10320

ECOTEST LABORATORIES, INC.

377 SHEFFIELD AVE. • N. BABYLON, N.Y. 11703 • (631) 422-5777 • FAX (631) 422-5770

Email: ecotestlab@aol.com Website: www.ecotestlabs.com

LAB NO: 215932.01

11/26/01

P.W. Grosser Consulting
630 Johnson Avenue, Suite 7
Bohemia, NY 11716-2618
ATTN: James P. Rhodes

SOURCE OF SAMPLE: Penetrex, PC
COLLECTED BY: Client

QAQC
DATE COL'D: 11/13/01 RECEIVED: 11/13/01

SAMPLE: Water sample, MW-1, 0945

ANALYTICAL PARAMETERS

Chloromethane	ug/L	<1
Bromomethane	ug/L	<1
Vinyl Chloride	ug/L	<1
Chloroethane	ug/L	<1
Methylene Chloride	ug/L	<1
Acetone	ug/L	<10
Carbon disulfide	ug/L	<1
1,1 Dichloroethene	ug/L	<1
1,1 Dichloroethane	ug/L	<1
1,2 Dichloroethene	ug/L	<2
Chloroform	ug/L	<1
1,2 Dichloroethane	ug/L	<1
2-Butanone	ug/L	<10
111 Trichloroethane	ug/L	<1
Carbon Tetrachloride	ug/L	<1
Bromodichloromethane	ug/L	<1
1,2 Dichloropropane	ug/L	<1
c-1,3Dichloropropene	ug/L	<1
Trichloroethene	ug/L	4
Chlorodibromomethane	ug/L	<1
112 Trichloroethane	ug/L	<1
Benzene	ug/L	<1
t-1,3Dichloropropene	ug/L	<1
Bromoform	ug/L	<1
4-Methyl-2-Pentanone	ug/L	<10


ANALYTICAL PARAMETERS

2-Hexanone	ug/L	<10
Tetrachloroethene	ug/L	100
Toluene	ug/L	<1
1122Tetrachloroethan	ug/L	<1
Chlorobenzene	ug/L	<1
Ethyl Benzene	ug/L	<1
Styrene	ug/L	<1
o Xylene	ug/L	<1
m + p Xylene	ug/L	<2
Xylene	ug/L	<3

cc:

REMARKS: EPA Method 8260.

DIRECTOR



ECOTEST LABORATORIES, INC.

ENVIRONMENTAL TESTING

377 SHEFFIELD AVE. • N. BABYLON, N.Y. 11703 • (631) 422-5777 • FAX (631) 422-5770

Email: ecotestlab@aol.com Website: www.ecotestlabs.com

LAB NO: 215932.02

11/26/01

P.W. Grosser Consulting
630 Johnson Avenue, Suite 7
Bohemia, NY 11716-2618
ATTN: James P. Rhodes

SOURCE OF SAMPLE: Penetrex, PC
COLLECTED BY: Client

QAQC

DATE COL'D: 11/13/01 RECEIVED: 11/13/01

SAMPLE: Water sample, MW-2, 1030

ANALYTICAL PARAMETERS

Chloromethane	ug/L	<1
Bromomethane	ug/L	<1
Vinyl Chloride	ug/L	<1
Chloroethane	ug/L	<1
Methylene Chloride	ug/L	<1
Acetone	ug/L	<10
Carbon disulfide	ug/L	<1
1,1 Dichloroethene	ug/L	<1
1,1 Dichloroethane	ug/L	<1
1,2 Dichloroethene	ug/L	11
Chloroform	ug/L	<1
1,2 Dichloroethane	ug/L	<1
2-Butanone	ug/L	<10
111 Trichloroethane	ug/L	<1
Carbon Tetrachloride	ug/L	<1
Bromodichloromethane	ug/L	<1
1,2 Dichloropropane	ug/L	<1
c-1,3Dichloropropene	ug/L	<1
Trichloroethene	ug/L	3
Chlorodibromomethane	ug/L	<1
112 Trichloroethane	ug/L	<1
Benzene	ug/L	<1
t-1,3Dichloropropene	ug/L	<1
Bromoform	ug/L	<1
4-Methyl-2-Pentanone	ug/L	<10


ANALYTICAL PARAMETERS

2-Hexanone	ug/L	<10
Tetrachloroethene	ug/L	11
Toluene	ug/L	<1
1122Tetrachloroethan	ug/L	<1
Chlorobenzene	ug/L	<1
Ethyl Benzene	ug/L	<1
Styrene	ug/L	<1
o Xylene	ug/L	<1
m + p Xylene	ug/L	<2
Xylene	ug/L	<3

cc:

REMARKS: EPA Method 8260.

DIRECTOR



ECOTEST LABORATORIES, INC.

ENVIRONMENTAL TESTING

377 SHEFFIELD AVE. • N. BABYLON, N.Y. 11703 • (631) 422-5777 • FAX (631) 422-5770

Email: ecotestlab@aol.com Website: www.ecotestlabs.com

LAB NO: 215932.03

11/26/01

P.W. Grosser Consulting
630 Johnson Avenue, Suite 7
Bohemia, NY 11716-2618
ATTN: James P. Rhodes

SOURCE OF SAMPLE: Penetrex, PC
COLLECTED BY: Client
DATE COL'D: 11/13/01
QAQC RECEIVED: 11/13/01

SAMPLE: Water sample, MW-3, 1200

ANALYTICAL PARAMETERS

Chloromethane	ug/L	<1
Bromomethane	ug/L	<1
Vinyl Chloride	ug/L	5
Chloroethane	ug/L	<1
Methylene Chloride	ug/L	<1
Acetone	ug/L	<10
Carbon disulfide	ug/L	<1
1,1 Dichloroethene	ug/L	<1
1,1 Dichloroethane	ug/L	3
1,2 Dichloroethene	ug/L	97
Chloroform	ug/L	<1
1,2 Dichloroethane	ug/L	<1
2-Butanone	ug/L	<10
111 Trichloroethane	ug/L	<1
Carbon Tetrachloride	ug/L	<1
Bromodichloromethane	ug/L	<1
1,2 Dichloropropane	ug/L	<1
c-1,3Dichloropropene	ug/L	<1
Trichloroethene	ug/L	9
Chlorodibromomethane	ug/L	<1
112 Trichloroethane	ug/L	<1
Benzene	ug/L	<1
t-1,3Dichloropropene	ug/L	<1
Bromoform	ug/L	<1
4-Methyl-2-Pentanone	ug/L	<10

ANALYTICAL PARAMETERS

2-Hexanone	ug/L	<10
Tetrachloroethene	ug/L	54
Toluene	ug/L	<1
1122Tetrachloroethan	ug/L	<1
Chlorobenzene	ug/L	<1
Ethyl Benzene	ug/L	<1
Styrene	ug/L	<1
o Xylene	ug/L	<1
m + p Xylene	ug/L	<2
Xylene	ug/L	<3

cc:

REMARKS: EPA Method 8260.

DIRECTOR



ECOTEST LABORATORIES, INC.

ENVIRONMENTAL TESTING

377 SHEFFIELD AVE. • N. BABYLON, N.Y. 11703 • (631) 422-5777 • FAX (631) 422-5770

Email: ecotestlab@aol.com Website: www.ecotestlabs.com

LAB NO: 215932.04

11/26/01

P.W. GROSSER CONSULTING
630 JOHNSON AVENUE, SUITE 7
BOHEMIA, NY 11716-2618
ATTN: JAMES P. RHODES

SOURCE OF SAMPLE: Penetrex, PC
COLLECTED BY: Client
DATE COL'D: 11/13/01 RECEIVED: 11/13/01


SAMPLE: Water sample, MW-4, 1300

ANALYTICAL PARAMETERS		
Chloromethane	ug/L	<1
Bromomethane	ug/L	<1
Vinyl Chloride	ug/L	<1
Chloroethane	ug/L	<1
Methylene Chloride	ug/L	<1
Acetone	ug/L	<10
Carbon disulfide	ug/L	<1
1,1 Dichloroethene	ug/L	<1
1,1 Dichloroethane	ug/L	<1
1,2 Dichloroethene	ug/L	3
Chloroform	ug/L	<1
1,2 Dichloroethane	ug/L	<1
2-Butanone	ug/L	<10
111 Trichloroethane	ug/L	<1
Carbon Tetrachloride	ug/L	<1
Bromodichloromethane	ug/L	<1
1,2 Dichloropropane	ug/L	<1
c-1,3Dichloropropene	ug/L	<1
Trichloroethene	ug/L	7
Chlorodibromomethane	ug/L	<1
112 Trichloroethane	ug/L	<1
Benzene	ug/L	<1
t-1,3Dichloropropene	ug/L	<1
Bromoform	ug/L	<1
4-Methyl-2-Pentanone	ug/L	<10

ANALYTICAL PARAMETERS		
2-Hexanone	ug/L	<10
Tetrachloroethene	ug/L	65
Toluene	ug/L	<1
1122Tetrachloroethan	ug/L	<1
Chlorobenzene	ug/L	<1
Ethyl Benzene	ug/L	<1
Styrene	ug/L	<1
o Xylene	ug/L	<1
m + p Xylene	ug/L	<2
Xylene	ug/L	<3

cc:

REMARKS: EPA Method 8260.

DIRECTOR 

rn=

33407

NYSDOH ID# 10320

377 SHEFFIELD AVE. • N. BABYLON, N.Y. 11703 • (631) 422-5777 • FAX (631) 422-5770

Email: ecotestlab@aol.com Website: www.ecotestlabs.com

LAB NO: 215932.05

11/26/01

P.W. Grosser Consulting
630 Johnson Avenue, Suite 7
Bohemia, NY 11716-2618

ATTN: James P. Rhodes

SOURCE OF SAMPLE: Penetrex, PC
COLLECTED BY: Client

QAQC

DATE COL'D: 11/13/01 RECEIVED: 11/13/01

SAMPLE: Water sample, Field Blank, 1330

ANALYTICAL PARAMETERS

Chloromethane	ug/L	<1
Bromomethane	ug/L	<1
Vinyl Chloride	ug/L	<1
Chloroethane	ug/L	<1
Methylene Chloride	ug/L	<1
Acetone	ug/L	<10
Carbon disulfide	ug/L	<1
1,1 Dichloroethene	ug/L	<1
1,1 Dichloroethane	ug/L	<1
1,2 Dichloroethene	ug/L	<2
Chloroform	ug/L	<1
1,2 Dichloroethane	ug/L	<1
2-Butanone	ug/L	<10
111 Trichloroethane	ug/L	<1
Carbon Tetrachloride	ug/L	<1
Bromodichloromethane	ug/L	<1
1,2 Dichloropropane	ug/L	<1
c-1,3Dichloropropene	ug/L	<1
Trichloroethene	ug/L	<1
Chlorodibromomethane	ug/L	<1
112 Trichloroethane	ug/L	<1
Benzene	ug/L	<1
t-1,3Dichloropropene	ug/L	<1
Bromoform	ug/L	<1
4-Methyl-2-Pentanone	ug/L	<10


ANALYTICAL PARAMETERS

2-Hexanone	ug/L	<10
Tetrachloroethene	ug/L	<1
Toluene	ug/L	<1
1122Tetrachloroethan	ug/L	<1
Chlorobenzene	ug/L	<1
Ethyl Benzene	ug/L	<1
Styrene	ug/L	<1
o Xylene	ug/L	<1
m + p Xylene	ug/L	<2
Xylene	ug/L	<3

cc:

REMARKS: EPA Method 8260.

DIRECTOR



377 SHEFFIELD AVE. • N. BABYLON, N.Y. 11703 • (631) 422-5777 • FAX (631) 422-5770

Email: ecotestlab@aol.com Website: www.ecotestlabs.com

LAB NO:215932.06

11/26/01

P.W. Grosser Consulting
630 Johnson Avenue, Suite 7
Bohemia, NY 11716-2618

ATTN: James P. Rhodes

SOURCE OF SAMPLE: Penetrex, PC
COLLECTED BY: Client
DATE COL'D:11/13/01 RECEIVED:11/13/01

QAQC

SAMPLE: Water sample, Trip Blank

ANALYTICAL PARAMETERS

Chloromethane	ug/L	<1
Bromomethane	ug/L	<1
Vinyl Chloride	ug/L	<1
Chloroethane	ug/L	<1
Methylene Chloride	ug/L	<1
Acetone	ug/L	<10
Carbon disulfide	ug/L	<1
1,1 Dichloroethene	ug/L	<1
1,1 Dichloroethane	ug/L	<1
1,2 Dichloroethene	ug/L	<2
Chloroform	ug/L	<1
1,2 Dichloroethane	ug/L	<1
2-Butanone	ug/L	<10
111 Trichloroethane	ug/L	<1
Carbon Tetrachloride	ug/L	<1
Bromodichloromethane	ug/L	<1
1,2 Dichloropropane	ug/L	<1
c-1,3Dichloropropene	ug/L	<1
Trichloroethene	ug/L	<1
Chlorodibromomethane	ug/L	<1
112 Trichloroethane	ug/L	<1
Benzene	ug/L	<1
t-1,3Dichloropropene	ug/L	<1
Bromoform	ug/L	<1
4-Methyl-2-Pentanone	ug/L	<10

ANALYTICAL PARAMETERS

2-Hexanone	ug/L	<10
Tetrachloroethene	ug/L	<1
Toluene	ug/L	<1
1122Tetrachloroethan	ug/L	<1
Chlorobenzene	ug/L	<1
Ethyl Benzene	ug/L	<1
Styrene	ug/L	<1
o Xylene	ug/L	<1
m + p Xylene	ug/L	<2
Xylene	ug/L	<3

cc:

REMARKS: EPA Method 8260.

DIRECTOR



ECO TEST LABORATORIES, INC. • ENVIRONMENTAL TESTING

377 Sheffield Avenue, North Babylon, New York 11703
 (631) 422-5777 • FAX (631) 422-5770

CHAIN OF CUSTODY

Client: PWGC
 Address: 630 Johnson Ave. Suite #7
 Bohemia, NY 11716-2618
 Phone: (631) 589-6353 FAX: (631) 589-8705
 Person receiving report: Mr. Jim Rhodes
 Sampled by: Mr. Anthony STEINHAUFF
 Source: PONTIAC PEN
 Job No.: PEN0001 "PC"

TYPE & NUMBER OF CONTAINERS

TOTAL NUMBER OF CONTAINERS
 203. Specimen 1.0g
 50g

MATRIX (Soil, Water, etc.)	COLLECTED		SAMPLE IDENTIFICATION	TYPE & NUMBER OF CONTAINERS										RE SPECIAL							
	DATE	TIME																			
Soil	11/14/01	1000	DW-1 8-10'	2	1																
		1042	DW-1 12.5-14.5'	2	1																
		1220	DW-1 19-21'	2	1																
		1320	DW-2 2-4'	1	1																
		1340	DW-2 6-8'	1	1																
		1400	DW-2 12-14'	1	1																
		1420	DW-3 2-4'	1	1																
		1480	DW-3 8-10'	1	1																
		1570	DW-3 12-14'	1	1																
		11/15/01	1005	DW-4 11-13'	1	1															
			1020	DW-4 13-17'	1	1															
			1035	DW-4 17-21'	1	1															
			1155	DW-5 14-18'	1	1															
			1127	DW-5 18-22'	1	1															
		1340	DW-5 25-26'	1	1																

8260 T
 B RCR

Relinquished by: (Signature)	DATE/TIME	SEAL INTACT ?	Received by: (Signature)	Relinquished by: (Signature)	DATE/TIME	SEAL INTACT ?
Representing: [Signature]	11/15/01	YES NO NA	Representing: [Signature]	Representing:		YES NO NA
Relinquished by: (Signature)	DATE/TIME	SEAL INTACT ?	Received by: (Signature)	Relinquished by: (Signature)	DATE/TIME	SEAL INTACT ?
Representing:		YES NO NA	Representing:	Representing:		YES NO NA

ECO TEST LABORATORIES, INC. • ENVIRONMENTAL TESTING

CHAIN OF CUSTODY

377 Sheffield Avenue, North Babylon, New York 11703
 (631) 422-5777 • FAX (631) 422-5770

Client: PWGC
 Address: 630 Johnson Ave. Suite #7
Bohannon, NY 11716-2618
 Phone: (631) 589-6353 FAX: (631) 589-8905
 Person receiving report: Mr. Jim Rhodes
 Sampled by: Mr. Arnold Stenhardt
 Source: Penetrex
 Job No.: PEU001 'PC'

MATRIX (Soil, Water, etc.)	COLLECTED		SAMPLE IDENTIFICATION	TYPE & NUMBER OF CONTAINERS										REM SPECIAL T				
	DATE	TIME																
Soil	11/5/01	1440	SB-6 10-11	1	1													
		1440	SB-6 12-13	1	1													
		1530	SB-6 15-16	1	1													
		1515	A-1 (Green Pipe 8")	1	1													
Water		1521	Field Blank / Equpt. Blank	2	2													
		1200	TRIP Blank	2	2													

TOTAL NUMBER OF CONTAINERS
 207 • Septum 11/1
 4000 / 1000 / 1000

Relinquished by: <u>(Signature)</u>	DATE/TIME 11/5/01	SEAL INTACT ? YES NO NA	Received by: <u>(Signature)</u>	Relinquished by: <u>(Signature)</u>	DATE/TIME	SEAL I
Representing:			Representing:	Representing:		YES
Relinquished by: <u>(Signature)</u>	DATE/TIME	SEAL INTACT ? YES NO NA	Received by: <u>(Signature)</u>	Relinquished by: <u>(Signature)</u>	DATE/TIME	SEAL I
Representing:			Representing:	Representing:		YES

ECO TEST LABORATORIES, INC. • ENVIRONMENTAL TESTING

377 Sheffield Avenue, North Babylon, New York 11703
 (631) 422-5777 • FAX (631) 422-5770

CHAIN OF CUSTODY

Client: PWGC
 Address: 630 Johnson Ave. Suite #7
ROSELAND, NEW YORK 11716-2618
 Phone: (631) 589-6353 FAX: (631) 589-8705
 Person receiving report: Mr. Jim Rhodes
 Sampled by: Mr. Adrian Steinhilber
 Source: PERMETREX
 Job No.:

TOTAL NUMBER OF CONTAINERS	TYPE & NUMBER OF CONTAINERS									
8260 TCL / 20 ml										

MATRIX (Soil, Water, etc.)	COLLECTED		SAMPLE IDENTIFICATION	TYPE & NUMBER OF CONTAINERS										SPECIAL		
	DATE	TIME														
Water	11/21/94	945	MW-1	2	2											QC
		1030	MW-2	2	2											8216
		1200	MW-3	2	2											
		1300	MW-4	2	2											
		1330	Field Blank	2	2											
			Top Blank	2	2											

Relinquished by: (Signature) <i>[Signature]</i>	DATE/TIME 11-20/94	SEAL INTACT? <input checked="" type="radio"/> YES <input type="radio"/> NO <input type="radio"/> NA	Received by: (Signature) <i>[Signature]</i>	Relinquished by: (Signature)	DATE/TIME	SEAL INTACT?	Received by: (Signature)	Relinquished by: (Signature)	DATE/TIME	SEAL INTACT?
Representing: PWGC			Representing:	Representing:			Representing:	Representing:		
Relinquished by: (Signature)	DATE/TIME	SEAL INTACT?	Received by: (Signature)	Relinquished by: (Signature)	DATE/TIME	SEAL INTACT?	Received by: (Signature)	Relinquished by: (Signature)	DATE/TIME	SEAL INTACT?
Representing:		YES NO NA	Representing:	Representing:			Representing:	Representing:		

377 SHEFFIELD AVE. • N. BABYLON, N.Y. 11703 • (631) 422-5777 • FAX (631) 422-5770

SUMMARY OF QUALITY CONTROL RESULTS

CLIENT: P.W. Grosser Consulting
SOURCE OF SAMPLE: Penetrex, PC
ECOTEST SAMPLE NO. 215932.01-.06 & 215986.01-.21 (VOCs in Water by EPA
8260 and Metals by 6010, 245.2 & 270.2)
DATE RECEIVED: 11/13/01 & 11/15/01
SUMMARY PACKAGE REVIEWED BY: TOM POWELL



Date:

12/3/01

ECOTEST LABORATORIES, INC.
 377 SHEFFIELD AVENUE
 NORTH BABYLON, NY 11703

SUMMARY OF QUALITY CONTROL RESULTS

Client Name: P.W. Grosser Consulting
 Sample Lab Numbers: 215932.01, .02, .03, .04, .05, .06
 Date Sample(s) Received: 11/13/2001
 Date(s) of Analysis: 11/14/2001

Analyst: J. Ledermann
 Method: EPA8260
 Analyte: VOC's
 Matrix: Water: X Soil:

Units = ug/L.(water)
 =ug/Kg.(soil)

	Lab Blank	DUPLICATE SPIKES			REFERENCE SAMPLE					SPIKE SAMPLE RECOVERY			
		Sample Lab#:215901.09			Source	Value	UCL	LCL	Result	Sample Lab#:215901.09			
		#1	#2	Range						Unspiked Conc.	Spike Conc.	Spike Result	% Rec.
chloromethane	<1	19.8	20.3	0.5	(1)	10	14.70	4.65	10.3	0.0	20	19.8	99
vinyl chloride	<1	18.6	19.6	0.9	(3)	10	12.82	6.07	8.6	0.0	20	18.6	93
bromomethane	<1	20.5	19.6	0.9	(2)	10	14.48	5.85	10.1	0.0	20	20.5	103
chloroethane	<1	20.0	19.7	0.3	(2)	10	13.76	6.72	9.7	0.0	20	20.0	100
acetone	<10.	70.7	68.2	2.6	(2)	100	155.47	42.73	64.0	15.2	100	70.7	56
1,1-dichloroethene	<1	18.5	18.9	0.4	(2)	10	14.92	7.82	10.4	0.0	20	18.5	93
methylene chloride	<1	20.2	19.3	0.9	(4)	10	26.82	6.98	10.9	0.0	20	20.2	101
carbon disulfide	<1	18.2	18.3	0.1	(4)	10	12.94	5.94	9.9	0.0	20	18.2	91
trans-1,2-dichloroethene	<1	19.7	20.0	0.3	(4)	10	14.24	8.00	10.8	0.0	20	19.7	98
1,1-dichloroethane	<1	20.	19.3	0.2	(4)	10	14.31	7.77	10.3	0.0	20	19.6	98
methyl ethyl ketone	<10	264.7	248.1	16.6	(4)	100	161.12	42.98	89.6	176.4	100	264.7	88
cis-1,2-dichloroethene	<1	19.1	18.8	0.3	(4)	10	13.11	7.59	9.7	0.0	20	19.1	96
chloroform	<1	20.6	20.5	0.1	(5)	10	13.47	8.84	10.1	0.0	20	20.6	103
1,1,1-trichloroethane	<1	18.3	18.4	0.1	(4)	10	14.70	7.93	8.9	0.0	20	18.3	91
carbon tetrachloride	<1	19.5	20.0	0.5	(4)	100	15.03	7.43	9.9	0.0	20	19.5	97
1,2-dichloroethane	<1	21.4	21.2	0.2	(4)	10	15.29	7.75	10.2	0.0	20	21.4	107
benzene	<1	19.6	19.6	0.0	(4)	10	13.83	8.37	9.6	0.0	20	19.6	98
trichloroethene	<1	19.1	18.9	0.2	(4)	10	15.07	8.34	9.8	0.0	20	19.1	96
1,2-dichloropropane	<1	18.5	18.7	0.3	(4)	10	12.49	8.56	8.7	0.0	20	18.5	92
bromodichloromethane	<1	19.1	19.2	0.1	(4)	10	13.65	8.43	9.5	0.0	20	19.1	96
4-methyl-2-pentanone	<10	104.4	103.3	1.1	(4)	100	168.72	65.48	94.1	0.0	100	104.4	104
cis-1,3-dichloropropene	<1	18.0	17.8	0.2	(4)	10	12.83	7.59	8.0	0.0	20	18.0	90
toluene	<1	21.1	21.2	0.1	(4)	10	14.58	8.79	9.8	0.4	20	21.1	104
trans-1,3-dichloropropene	<1	18.0	17.9	0.1	(4)	10	13.68	6.66	8.2	0.0	20	18.0	90
1,1,2-trichloroethane	<1	20.0	20.1	0.0	(4)	10	14.89	7.83	9.6	0.0	20	20.0	100
2-hexanone	<10	86.2	82.3	3.9	(4)	100	156.21	61.85	87.0	0.0	100	86.2	86
tetrachloroethene	<1	19.9	19.8	0.1	(4)	10	15.82	8.02	9.1	0.0	20	19.9	100
dibromochloromethane	<1	18.0	18.0	0.1	(4)	10	12.64	8.05	8.9	0.0	20	18.0	90
chlorobenzene	<1	20.4	20.5	0.1	(4)	10	12.81	8.01	9.3	0.0	20	20.4	102
ethylbenzene	<1	20.	19.8	0.3	(4)	10	14.38	8.27	8.8	0.0	20	19.6	98
m+p xylene	<2	39.8	40.1	0.2	(4)	20	30.81	16.97	18.6	0.0	40	39.8	100
o-xylene	<1	19.5	19.4	0.1	(4)	10	14.01	8.29	8.8	0.0	20	19.5	97
styrene	<1	19.5	19.7	0.2	(4)	10	13.01	8.18	9.5	0.0	20	19.5	97
bromoform	<1	20.0	19.5	0.6	(4)	10	14.82	7.13	9.5	0.0	20	20.0	100
1,1,2,2-tetrachloroethane	<1	19.3	19.0	0.2	(4)	10	14.01	7.42	9.0	0.0	20	19.3	96

ECOTEST LABORATORIES, INC.
377 SHEFFIELD AVENUE
NORTH BABYLON, NY 11703

SURROGATE PERCENT RECOVERY

Client Name: P.W. Grosser Consulting
Sample Lab Numbers: 215932.01,,02,,03,,04,,05,,06
Date Sample(s) Received: 11/13/2001
Date(s) of Analysis: 11/14/2001

Analyst: J. Ledermann
Method: EPA8260
Analyte: VOC's
Matrix: Water: X Soil:

SAMPLE ID	1,2-DICHLOROETHANE-D4	TOLUENE-D8	BROMOFLUOROBENZENE
215901.09 500ul	51	50	51
215932.01 5ml	51	50	50
215932.02 5ml	52	51	47
215932.03 5ml	52	50	51
215932.04 5ml	51	51	51
215932.05 5ml	52	51	51
215932.06 5ml	52	50	49
215901.09 500ul +20ms	52	53	54
215901.09 500ul +20msd	53	52	53
10 ug/l ref	51	52	52

ECOTEST LABORATORIES, INC.
 377 SHEFFIELD AVENUE
 NORTH BABYLON, NY 11703

SUMMARY OF QUALITY CONTROL RESULTS

Client Name: P.W. Grosser Consulting
 Sample Lab Numbers: 215932.01,.03,.04,
 Date Sample(s) Received: 11/13/2001
 Date(s) of Analysis: 11/15/2001

Analyst: J. Ledermann
 Method: EPA8260
 Analyte: VOC's
 Matrix: Water: X Soil:

Units = ug/L.(water) =ug/Kg.(soil)	Lab Blank	DUPLICATE SPIKES Sample Lab#:215901.09			REFERENCE SAMPLE					SPIKE SAMPLE RECOVERY Sample Lab#:215901.09			
		#1	#2	Range	Source	Value	UCL	LCL	Result	Unspiked Conc.	Spike Conc.	Spike Result	% Rec.
chloromethane	<1	18.2	19.0	0.8	(1)	10	14.70	4.65	10.2	0.0	20	18.2	91
vinyl chloride	<1	18.1	18.7	0.6	(3)	10	12.82	6.07	8.9	0.0	20	18.1	90
bromomethane	<1	19.0	20.1	1.2	(2)	10	14.48	5.85	10.5	0.0	20	19.0	95
chloroethane	<1	18.8	18.9	0.2	(2)	10	13.76	6.72	10.3	0.0	20	18.8	94
acetone	<10	72.8	72.9	0.1	(2)	100	155.47	42.73	61.8	0.0	100	72.8	73
1,1-dichloroethene	<1	18.4	18.7	0.3	(2)	10	14.92	7.82	11.2	0.0	20	18.4	92
methylene chloride	<1	19.3	20.3	1.0	(4)	10	26.82	6.98	11.2	0.0	20	19.3	97
carbon disulfide	<1	17.8	18.0	0.1	(4)	10	12.94	5.94	10.1	0.0	20	17.8	89
trans-1,2-dichloroethene	<1	19.4	19.2	0.2	(4)	10	14.24	8.00	10.9	0.0	20	19.4	97
1,1-dichloroethane	<1	19.	19.4	0.8	(4)	10	14.31	7.77	10.4	0.0	20	18.6	93
methyl ethyl ketone	<10	79.8	85.6	5.8	(4)	100	161.12	42.98	91.0	0.0	100	79.8	80
cis-1,2-dichloroethene	<1	17.6	18.7	1.1	(4)	10	13.11	7.59	9.2	0.0	20	17.6	88
chloroform	<1	20.0	20.4	0.4	(5)	10	13.47	8.84	10.5	0.0	20	20.0	100
1,1,1-trichloroethane	<1	18.2	18.0	0.2	(4)	10	14.70	7.93	9.2	0.0	20	18.2	91
carbon tetrachloride	<1	15.8	15.4	0.3	(4)	100	15.03	7.43	8.5	0.0	20	15.8	79
1,2-dichloroethane	<1	21.4	22.0	0.6	(4)	10	15.29	7.75	10.5	0.0	20	21.4	107
benzene	<1	20.2	20.7	0.4	(4)	10	13.83	8.37	9.5	1.6	20	20.2	93
trichloroethene	<1	18.4	19.0	0.6	(4)	10	15.07	8.34	9.5	0.0	20	18.4	92
1,2-dichloropropane	<1	17.5	18.2	0.6	(4)	10	12.49	8.56	8.5	0.0	20	17.5	88
bromodichloromethane	<1	18.9	19.4	0.5	(4)	10	13.65	8.43	9.5	0.0	20	18.9	94
4-methyl-2-pentanone	<10	103.8	107.4	3.6	(4)	100	168.72	65.48	96.1	4.8	100	103.8	99
cis-1,3-dichloropropene	<1	17.0	17.6	0.5	(4)	10	12.83	7.59	7.5	0.0	20	17.0	85
toluene	<1	20.2	20.8	0.6	(4)	10	14.58	8.79	9.9	0.0	20	20.2	101
trans-1,3-dichloropropene	<1	16.8	17.6	0.8	(4)	10	13.68	6.66	7.5	0.0	20	16.8	84
1,1,2-trichloroethane	<1	20.1	21.0	0.9	(4)	10	14.89	7.83	9.8	0.0	20	20.1	101
2-hexanone	<10	91.2	94.8	3.6	(4)	100	156.21	61.85	89.7	0.0	100	91.2	91
tetrachloroethene	<1	18.7	19.3	0.6	(4)	10	15.82	8.02	9.4	0.0	20	18.7	93
dibromochloromethane	<1	17.2	17.8	0.6	(4)	10	12.84	8.05	8.6	0.0	20	17.2	86
chlorobenzene	<1	19.9	20.3	0.4	(4)	10	12.61	8.01	9.4	0.0	20	19.9	99
ethylbenzene	<1	19.	19.3	0.6	(4)	10	14.38	8.27	8.8	0.0	20	18.7	93
m+p xylene	<2	38.1	38.8	0.6	(4)	20	30.81	16.97	18.3	0.0	40	38.1	95
o-xylene	<1	18.5	19.3	0.8	(4)	10	14.01	8.29	8.6	0.0	20	18.5	92
styrene	<1	19.0	19.6	0.6	(4)	10	13.01	8.18	9.4	0.0	20	19.0	95
bromoform	<1	19.4	20.2	0.8	(4)	10	14.82	7.13	9.8	0.0	20	19.4	97
1,1,2,2-tetrachloroethane	<1	18.6	19.6	1.0	(4)	10	14.01	7.42	8.8	0.0	20	18.6	93

ECOTEST LABORATORIES, INC.
377 SHEFFIELD AVENUE
NORTH BABYLON, NY 11703

SURROGATE PERCENT RECOVERY

Client Name: P.W. Grosser Consulting
Sample Lab Numbers: 215932.01, .03, .04,
Date Sample(s) Received: 11/13/2001
Date(s) of Analysis: 11/15/2001

Analyst: J. Ledermann
Method: EPA8260
Analyte: VOC's
Matrix: Water: X Soil: _____

SAMPLE ID	1,2-DICHLOROETHANE-D4	TOLUENE-D8	BROMOFLUOROBENZENE
215946.14 100ul	51	51	52
215946.14 100ul +20ms	52	53	56
215946.14 100ul +20msd	52	53	55
10 ug/l ref	52	53	54
215932.01 1ml	52	51	51
215932.03 500ul	52	52	53
215932.04 1ml	52	51	53

SUMMARY OF QUALITY CONTROL RESULTS

Client Name: P.W. Grosser Consulting
 Sample Lab Numbers: 215986.01,.02,.03,.04,.05,.06,.08,.09
 Date Sample(s) Received: 11/15/2001
 Date(s) of Analysis: 11/19/2001

Analyst: J. Ledermann
 Method: EPA8260
 Analyte: VOC's
 Matrix: Water: _____ Soil: x

Units = ug/L.(water) =ug/Kg.(soil)	Lab Blank	DUPLICATE SPIKES Sample Lab#:215986.03			REFERENCE SAMPLE					SPIKE SAMPLE RECOVERY Sample Lab#:215986.03			
		#1	#2	Range	Source	Value	UCL	LCL	Result	Unspiked Conc.	Spike Conc.	Spike Result	% Rec.
chloromethane	2.4	20.2	18.9	1.3	(1)	10	14.70	4.65	13.4	1.3	20	20.2	94
vinyl chloride	0	18.2	17.6	0.6	(3)	10	12.82	6.07	11.0	0.0	20	18.2	91
bromomethane	0	13.8	13.4	0.4	(2)	10	14.48	5.85	10.2	0.0	20	13.8	69
chloroethane	0	18.6	17.4	1.2	(2)	10	13.76	6.72	11.8	0.0	20	18.6	93
acetone	6.29	85.2	76.4	8.9	(2)	100	155.47	42.73	119.7	4.7	100	85.2	81
1,1-dichloroethene	0	17.6	16.1	1.5	(2)	10	14.92	7.82	11.7	0.0	20	17.6	88
methylene chloride	1.79	18.8	17.8	1.1	(4)	10	26.82	6.98	10.7	1.7	20	18.8	85
carbon disulfide	0	18.0	15.7	2.4	(4)	10	12.94	5.94	13.6	0.0	20	18.0	90
trans-1,2-dichloroethene	0	17.4	16.7	0.7	(4)	10	14.24	8.00	10.0	0.0	20	17.4	87
1,1-dichloroethane	0	18.	19.2	0.8	(4)	10	14.31	7.77	11.3	0.0	20	18.5	92
methyl ethyl ketone	0	92.6	98.7	6.1	(4)	100	161.12	42.98	135.9	0.0	100	92.6	93
cis-1,2-dichloroethene	0	17.7	18.0	0.3	(4)	10	13.11	7.59	9.8	0.0	20	17.7	88
chloroform	0	18.8	19.4	0.6	(5)	10	13.47	8.84	10.9	0.7	20	18.8	90
1,1,1-trichloroethane	0	19.0	19.6	0.6	(4)	10	14.70	7.93	11.4	0.0	20	19.0	95
carbon tetrachloride	0	20.5	19.6	0.9	(4)	100	15.03	7.43	11.9	0.0	20	20.5	103
1,2-dichloroethane	0	19.7	19.4	0.3	(4)	10	15.29	7.75	11.0	0.0	20	19.7	98
benzene	0	18.9	18.9	0.0	(4)	10	13.83	8.37	11.1	0.0	20	18.9	95
trichloroethene	0	18.3	18.3	0.1	(4)	10	15.07	8.34	11.5	0.0	20	18.3	91
1,2-dichloropropane	0	19.3	19.5	0.2	(4)	10	12.49	8.56	10.8	0.0	20	19.3	96
bromodichloromethane	0	19.4	19.6	0.3	(4)	10	13.65	8.43	10.8	0.3	20	19.4	96
4-methyl-2-pentanone	0	97.4	95.9	1.5	(4)	100	168.72	65.48	116.2	0.0	100	97.4	97
cis-1,3-dichloropropene	0	17.9	18.3	0.4	(4)	10	12.83	7.59	9.6	0.0	20	17.9	90
toluene	0	18.5	17.9	0.6	(4)	10	14.58	8.79	10.8	0.2	20	18.5	92
trans-1,3-dichloropropene	0	18.6	18.6	0.0	(4)	10	13.68	6.66	9.4	0.0	20	18.6	93
1,1,2-trichloroethane	0	19.7	19.1	0.6	(4)	10	14.89	7.83	11.1	0.0	20	19.7	99
2-hexanone	0	97.9	98.6	0.7	(4)	100	156.21	61.85	124.7	0.0	100	97.9	98
tetrachloroethene	0	17.0	17.8	0.8	(4)	10	15.82	8.02	10.8	0.2	20	17.0	84
dibromochloromethane	0	19.8	20.6	0.8	(4)	10	12.64	8.05	11.0	0.2	20	19.8	98
chlorobenzene	0	18.6	18.5	0.1	(4)	10	12.61	8.01	10.5	0.0	20	18.6	93
ethylbenzene	0	18.	18.0	0.3	(4)	10	14.38	8.27	10.7	0.1	20	18.3	91
m+p xylene	0	35.7	35.1	0.6	(4)	20	30.81	16.97	21.5	0.3	40	35.7	88
o-xylene	0	18.5	18.1	0.4	(4)	10	14.01	8.29	11.1	0.1	20	18.5	92
styrene	0	18.2	18.0	0.2	(4)	10	13.01	8.18	10.9	0.0	20	18.2	91
bromoform	0	19.8	20.3	0.5	(4)	10	14.82	7.13	10.8	0.0	20	19.8	99
1,1,2,2-tetrachloroethane	0	19.5	19.9	0.3	(4)	10	14.01	7.42	10.5	0.0	20	19.5	98

ECOTEST LABORATORIES, INC.
377 SHEFFIELD AVENUE
NORTH BABYLON, NY 11703

SURROGATE PERCENT RECOVERY

Client Name: P.W. Grosser Consulting
Sample Lab Numbers: 215986.01,.02,.03,.04,.05,.06,.08,.09
Date Sample(s) Received: 11/15/2001
Date(s) of Analysis: 11/19/2001

Analyst: J. Ledermann
Method: EPA8260
Analyte: VOC's
Matrix: Water: _____ Soil: x

SAMPLE ID	1,2-DICHLOROETHANE-D4	TOLUENE-D8	BROMOFLUOROBENZENE
215986.01 1g	47	47	46
215986.02 1g	49	49	49
215986.03 1g	49	48	46
215986.04 1g	49	48	47
215986.05 1g	48	48	47
215986.06 0.5g	48	48	48
215986.08 0.5g	47	49	49
215986.09 0.5g	50	47	46
215986.03 1g +20ms	49	50	50
215986.03 1g +20msd	48	48	48
10 ug/kg ref	52	49	49

SUMMARY OF QUALITY CONTROL RESULTS

Client Name: P.W. Grosser Consulting
 Sample Lab Numbers: 215986.07,,10,,11,,12,,13,,14,,15,,16,,17,,18
 Date Sample(s) Received: 11/15/2001
 Date(s) of Analysis: 11/20/2001

Analyst: J. Ledermann
 Method: EPA8260
 Analyte: VOC's
 Matrix: Water: _____ Soil: x

Units = ug/L.(water) =ug/Kg.(soil)	Lab Blank	DUPLICATE SPIKES Sample Lab#:215986.05			REFERENCE SAMPLE					SPIKE SAMPLE RECOVERY Sample Lab#:215986.05			
		#1	#2	Range	Source	Value	UCL	LCL	Result	Unspiked Conc.	Spike Conc.	Spike Result	% Rec.
chloromethane	2.4	18.0	17.2	0.8	(1)	10	14.70	4.65	11.0	0.8	20	18.0	86
vinyl chloride	0	18.1	17.1	1.1	(3)	10	12.82	6.07	8.7	0.0	20	18.1	91
bromomethane	0	15.9	15.9	0.0	(2)	10	14.48	5.85	10.5	0.0	20	15.9	80
chloroethane	0	18.0	18.2	0.2	(2)	10	13.76	6.72	9.2	0.0	20	18.0	90
acetone	6.29	96.7	100.4	3.8	(2)	100	155.47	42.73	106.9	3.4	100	96.7	93
1,1-dichloroethene	0	16.8	15.7	1.1	(2)	10	14.92	7.82	8.3	0.0	20	16.8	84
methylene chloride	1.79	19.9	19.2	0.6	(4)	10	26.82	6.98	10.1	1.5	20	19.9	92
carbon disulfide	0	16.5	15.1	1.5	(4)	10	12.94	5.94	9.3	0.0	20	16.5	83
trans-1,2-dichloroethene	0	18.3	17.4	0.9	(4)	10	14.24	8.00	9.2	0.0	20	18.3	92
1,1-dichloroethane	0	19.	18.0	0.7	(4)	10	14.31	7.77	9.4	0.0	20	18.6	93
methyl ethyl ketone	0	89.2	90.7	1.6	(4)	100	161.12	42.98	119.8	0.0	100	89.2	89
cis-1,2-dichloroethene	0	17.3	16.9	0.5	(4)	10	13.11	7.59	8.3	0.0	20	17.3	87
chloroform	0	18.9	18.2	0.7	(5)	10	13.47	8.84	9.1	0.9	20	18.9	90
1,1,1-trichloroethane	0	18.8	17.9	0.9	(4)	10	14.70	7.93	9.2	0.0	20	18.8	94
carbon tetrachloride	0	18.2	17.2	0.9	(4)	100	15.03	7.43	9.0	0.0	20	18.2	91
1,2-dichloroethane	0	18.8	17.4	1.5	(4)	10	15.29	7.75	9.2	0.0	20	18.8	94
benzene	0	17.8	16.6	1.2	(4)	10	13.83	8.37	9.2	0.0	20	17.8	89
trichloroethene	0	17.0	15.4	1.6	(4)	10	15.07	8.34	9.4	0.1	20	17.0	84
1,2-dichloropropane	0	19.1	17.7	1.4	(4)	10	12.49	8.56	9.2	0.0	20	19.1	95
bromodichloromethane	0	18.8	17.5	1.3	(4)	10	13.65	8.43	9.2	0.2	20	18.8	93
4-methyl-2-pentanone	0	87.5	78.8	8.7	(4)	100	168.72	65.48	100.6	0.0	100	87.5	87
cis-1,3-dichloropropene	0	15.7	14.7	1.0	(4)	10	12.83	7.59	7.9	0.0	20	15.7	78
toluene	0	16.4	15.2	1.3	(4)	10	14.58	8.79	8.7	0.2	20	16.4	81
trans-1,3-dichloropropene	0	15.7	15.3	0.4	(4)	10	13.68	6.66	7.7	0.0	20	15.7	78
1,1,2-trichloroethane	0	18.6	17.4	1.2	(4)	10	14.89	7.83	9.7	0.0	20	18.6	93
2-hexanone	0	79.3	69.2	10.1	(4)	100	156.21	61.85	108.1	0.0	100	79.3	79
tetrachloroethene	0	17.4	15.1	2.3	(4)	10	15.82	8.02	8.9	1.4	20	17.4	80
dibromochloromethane	0	19.5	18.5	1.0	(4)	10	12.64	8.05	9.4	0.2	20	19.5	96
chlorobenzene	0	17.1	15.2	1.9	(4)	10	12.61	8.01	8.6	0.0	20	17.1	86
ethylbenzene	0	16.	14.1	1.8	(4)	10	14.38	8.27	8.5	0.1	20	15.8	79
m+p xylene	0	32.3	27.9	4.4	(4)	20	30.81	16.97	17.1	0.3	40	32.3	80
o-xylene	0	16.9	15.0	1.9	(4)	10	14.01	8.29	8.8	0.1	20	16.9	84
styrene	0	15.4	15.0	0.5	(4)	10	13.01	8.18	8.8	0.1	20	15.4	77
bromoform	0	19.6	18.1	1.5	(4)	10	14.82	7.13	9.7	0.0	20	19.6	98
1,1,2,2-tetrachloroethane	0	19.9	18.0	1.8	(4)	10	14.01	7.42	9.4	0.0	20	19.9	99

ECOTEST LABORATORIES, INC.
 377 SHEFFIELD AVENUE
 NORTH BABYLON, NY 11703

SURROGATE PERCENT RECOVERY

Client Name: P.W. Grosser Consulting Analyst: J. Ledermann
 Sample Lab Numbers: 215986.07,.10,.11,.12,.13,.14,.15,.16,.17,.18 Method: EPA8260
 Date Sample(s) Received: 11/15/2001 Analyte: VOC's
 Date(s) of Analysis: 11/20/2001 Matrix: Water: _____ Soil: x

SAMPLE ID	1,2-DICHLOROETHANE-D4	TOLUENE-D8	BROMOFLUOROBENZENE
215986.07 1g	49	49	48
215986.10 1g	49	47	47
215986.11 1g	50	48	48
215986.12 1g	50	48	48
215986.13 0.5	48	51	52
215986.14 1g	48	49	50
215986.15 1g	46	47	47
215986.16 1g	48	49	48
215986.17 1g	48	48	46
215986.18 1g	50	48	47
215986.05 1g	48	48	47
215986.05 1g +20ms	47	48	48
215986.05 1g +20msd	46	48	47
10 ug/kg ref	49	48	48

ECOTEST LABORATORIES, INC.
 377 SHEFFIELD AVENUE
 NORTH BABYLON, NY 11703

SUMMARY OF QUALITY CONTROL RESULTS

Client Name: P.W. Grosser Consulting
 Sample Lab Numbers: 215986.19
 Date Sample(s) Received: 11/15/2001
 Date(s) of Analysis: 11/21/2001

Analyst: J. Ledermann
 Method: EPA8260
 Analyte: VOC's
 Matrix: Water: _____ Soil: x

Units = ug/L. (water) =ug/Kg. (soil)	Lab Blank	DUPLICATE SPIKES Sample Lab#:216005 1g			REFERENCE SAMPLE					SPIKE SAMPLE RECOVERY Sample Lab#:216005 1g			
		#1	#2	Range	Source	Value	UCL	LCL	Result	Unspiked Conc.	Spike Conc.	Spike Result	% Rec.
chloromethane	0	18.1	19.4	1.3	(1)	10	14.70	4.65	11.9	0.0	20	18.1	90
vinyl chloride	0	19.3	19.4	0.0	(3)	10	12.82	6.07	11.5	0.0	20	19.3	97
bromomethane	0	19.4	19.1	0.3	(2)	10	14.48	5.85	11.7	0.0	20	19.4	97
chloroethane	0	19.8	19.4	0.4	(2)	10	13.76	6.72	12.0	0.0	20	19.8	99
acetone	0	100.0	88.6	11.3	(2)	100	155.47	42.73	109.1	0.0	100	100.0	100
1,1-dichloroethene	0	18.5	19.6	1.1	(2)	10	14.92	7.82	10.4	0.0	20	18.5	92
methylene chloride	0	20.8	21.6	0.8	(4)	10	26.82	6.98	11.3	0.0	20	20.8	104
carbon disulfide	0	18.7	18.8	0.1	(4)	10	12.94	5.94	12.1	0.0	20	18.7	94
trans-1,2-dichloroethene	0	20.1	20.9	0.8	(4)	10	14.24	8.00	12.1	0.0	20	20.1	101
1,1-dichloroethane	0	20.	17.5	2.7	(4)	10	14.31	7.77	12.0	0.0	20	20.2	101
methyl ethyl ketone	0	108.0	76.3	31.7	(4)	100	161.12	42.98	131.7	0.0	100	108.0	108
cis-1,2-dichloroethene	0	19.3	16.5	2.8	(4)	10	13.11	7.59	10.8	0.0	20	19.3	96
chloroform	0	20.2	18.5	1.7	(5)	10	13.47	8.84	11.2	0.0	20	20.2	101
1,1,1-trichloroethane	0	20.8	18.1	2.7	(4)	10	14.70	7.93	11.7	0.0	20	20.8	104
carbon tetrachloride	0	20.0	17.5	2.5	(4)	100	15.03	7.43	12.3	0.0	20	20.0	100
1,2-dichloroethane	0	20.0	22.6	2.5	(4)	10	15.29	7.75	11.2	0.0	20	20.0	100
benzene	0	19.6	17.7	1.9	(4)	10	13.83	8.37	11.5	0.0	20	19.6	98
trichloroethene	0	18.2	17.5	0.8	(4)	10	15.07	8.34	11.5	0.0	20	18.2	91
1,2-dichloropropane	0	20.1	20.2	0.1	(4)	10	12.49	8.56	10.9	0.0	20	20.1	100
bromodichloromethane	0	19.6	20.5	0.9	(4)	10	13.65	8.43	10.9	0.0	20	19.6	98
4-methyl-2-pentanone	0	97.2	87.1	10.1	(4)	100	168.72	65.48	112.0	1.6	100	97.2	96
cis-1,3-dichloropropene	0	18.0	19.1	1.1	(4)	10	12.83	7.59	9.4	0.0	20	18.0	90
toluene	0	18.7	19.3	0.7	(4)	10	14.58	8.79	10.8	0.2	20	18.7	92
trans-1,3-dichloropropene	0	18.4	19.3	1.0	(4)	10	13.68	6.66	9.5	0.0	20	18.4	92
1,1,2-trichloroethane	0	20.0	20.9	0.9	(4)	10	14.89	7.83	11.2	0.0	20	20.0	100
2-hexanone	0	97.5	78.5	19.0	(4)	100	156.21	61.85	121.3	0.0	100	97.5	98
tetrachloroethene	0	18.3	16.8	1.6	(4)	10	15.82	8.02	11.1	0.0	20	18.3	92
dibromochloromethane	0	20.2	19.5	0.7	(4)	10	12.64	8.05	11.2	0.0	20	20.2	101
chlorobenzene	0	19.3	17.7	1.6	(4)	10	12.61	8.01	10.7	0.0	20	19.3	96
ethylbenzene	0	19.	17.1	2.1	(4)	10	14.38	8.27	10.8	0.1	20	19.2	96
m+p xylene	0	37.5	32.1	5.4	(4)	20	30.81	16.97	21.5	0.3	40	37.5	93
o-xylene	0	19.4	16.2	3.2	(4)	10	14.01	8.29	10.9	0.1	20	19.4	97
styrene	0	18.9	16.0	2.9	(4)	10	13.01	8.18	10.9	0.0	20	18.9	95
bromoform	0	20.4	17.3	3.1	(4)	10	14.82	7.13	11.4	0.0	20	20.4	102
1,1,2,2-tetrachloroethane	0	21.7	20.5	1.2	(4)	10	14.01	7.42	11.3	0.0	20	21.7	108

ECOTEST LABORATORIES, INC.
377 SHEFFIELD AVENUE
NORTH BABYLON, NY 11703

SURROGATE PERCENT RECOVERY

Client Name: P.W. Grosser Consulting
Sample Lab Numbers: 215986.19
Date Sample(s) Received: 11/15/2001
Date(s) of Analysis: 11/21/2001

Analyst: J. Ledermann
Method: EPA8260
Analyte: VOC's
Matrix: Water: _____ Soil: x

SAMPLE ID	1,2-DICHLOROETHANE-D4	TOLUENE-D8	BROMOFLUOROBENZENE
216005 1g	49	48	48
216005 1g +20ms	48	48	49
216005 1g +20msd	47	55	50
10 ug/kg ref	50	49	48
215986.19 25ul	50	47	48

ECOTEST LABORATORIES, INC.
 377 SHEFFIELD AVENUE
 NORTH BABYLON, NY 11703

SUMMARY OF QUALITY CONTROL RESULTS

Client Name: P.W. Grosser Consulting
 Sample Lab Numbers: 215986.20,21
 Date Sample(s) Received: 11/15/2001
 Date(s) of Analysis: 11/16/2001

Analyst: J. Ledermann
 Method: EPA8260
 Analyte: VOC's
 Matrix: Water: X Soil:

Units = ug/L.(water)
 =ug/Kg.(soil)

	Lab Blank	DUPLICATE SPIKES Sample Lab#:215902.02			REFERENCE SAMPLE					SPIKE SAMPLE RECOVERY Sample Lab#:215902.02			
		#1	#2	Range	Source	Value	UCL	LCL	Result	Unspiked Conc.	Spike Conc.	Spike Result	% Rec.
chloromethane	<1	18.7	18.9	0.2	(1)	10	14.70	4.65	9.6	0.0	20	18.7	93
vinyl chloride	<1	18.0	18.2	0.2	(3)	10	12.82	6.07	8.1	0.0	20	18.0	90
bromomethane	<1	17.5	19.1	1.7	(2)	10	14.48	5.85	9.4	0.0	20	17.5	87
chloroethane	<1	18.4	18.8	0.5	(2)	10	13.76	6.72	9.2	0.0	20	18.4	92
acetone	<10	100.0	100.4	0.4	(2)	100	155.47	42.73	58.9	13.4	100	100.0	87
1,1-dichloroethene	<1	18.4	18.9	0.5	(2)	10	14.92	7.82	9.4	0.0	20	18.4	92
methylene chloride	<1	19.7	20.7	0.9	(4)	10	26.82	6.98	10.2	0.0	20	19.7	99
carbon disulfide	<1	16.5	16.9	0.5	(4)	10	12.94	5.94	10.4	0.0	20	16.5	82
trans-1,2-dichloroethene	<1	18.1	18.7	0.6	(4)	10	14.24	8.00	9.7	0.0	20	18.1	90
1,1-dichloroethane	<1	19.	18.8	0.3	(4)	10	14.31	7.77	9.7	0.0	20	18.5	93
methyl ethyl ketone	<10	89.5	91.5	1.9	(4)	100	161.12	42.98	99.6	0.0	100	89.5	90
cis-1,2-dichloroethene	<1	18.3	19.0	0.7	(4)	10	13.11	7.59	8.8	0.0	20	18.3	91
chloroform	<1	18.6	19.8	1.2	(5)	10	13.47	8.84	9.4	0.0	20	18.6	93
1,1,1-trichloroethane	<1	17.6	18.2	0.6	(4)	10	14.70	7.93	8.4	0.0	20	17.6	88
carbon tetrachloride	<1	17.3	18.2	0.9	(4)	100	15.03	7.43	9.0	0.0	20	17.3	86
1,2-dichloroethane	<1	20.3	20.9	0.6	(4)	10	15.29	7.75	9.7	0.0	20	20.3	101
benzene	<1	49.2	49.7	0.5	(4)	10	13.83	8.37	9.3	27.6	20	49.2	108
trichloroethene	<1	18.1	18.4	0.3	(4)	10	15.07	8.34	9.3	0.0	20	18.1	91
1,2-dichloropropane	<1	17.9	18.1	0.3	(4)	10	12.49	8.56	8.5	0.0	20	17.9	89
bromodichloromethane	<1	17.8	18.4	0.6	(4)	10	13.65	8.43	9.1	0.0	20	17.8	89
4-methyl-2-pentanone	<10	111.9	112.5	0.6	(4)	100	168.72	65.48	106.2	0.0	100	111.9	112
cis-1,3-dichloropropene	<1	17.4	17.5	0.1	(4)	10	12.83	7.59	7.8	0.0	20	17.4	87
toluene	<1	51.0	51.6	0.6	(4)	10	14.58	8.79	10.1	23.5	20	51.0	138
trans-1,3-dichloropropene	<1	17.9	18.0	0.0	(4)	10	13.68	6.66	8.1	0.0	20	17.9	90
1,1,2-trichloroethane	<1	19.6	19.7	0.1	(4)	10	14.89	7.83	9.8	0.0	20	19.6	98
2-hexanone	<10	100.4	97.6	2.8	(4)	100	156.21	61.85	92.6	0.0	100	100.4	100
tetrachloroethene	<1	18.2	18.5	0.3	(4)	10	15.82	8.02	9.1	0.0	20	18.2	91
dibromochloromethane	<1	17.0	17.1	0.1	(4)	10	12.64	8.05	8.1	0.0	20	17.0	85
chlorobenzene	<1	19.1	19.5	0.4	(4)	10	12.61	8.01	9.5	0.0	20	19.1	96
ethylbenzene	<1	37.	37.0	0.2	(4)	10	14.38	8.27	8.8	8.6	20	36.8	141
m+p xylene	<2	80.0	81.3	1.3	(4)	20	30.81	16.97	18.5	20.3	40	80.0	149
o-xylene	<1	28.8	29.3	0.4	(4)	10	14.01	8.29	9.1	4.7	20	28.8	121
styrene	<1	19.0	19.2	0.1	(4)	10	13.01	8.18	9.5	0.1	20	19.0	95
bromoform	<1	19.9	20.2	0.4	(4)	10	14.82	7.13	9.7	0.0	20	19.9	99
1,1,2,2-tetrachloroethane	<1	19.6	19.8	0.2	(4)	10	14.01	7.42	8.9	0.0	20	19.6	98

ECOTEST LABORATORIES, INC.
377 SHEFFIELD AVENUE
NORTH BABYLON, NY 11703

SURROGATE PERCENT RECOVERY

Client Name: P.W. Grosser Consulting
Sample Lab Numbers: 215986.20, 21
Date Sample(s) Received: 11/15/2001
Date(s) of Analysis: 11/16/2001

Analyst: J. Ledermann
Method: EPA8260
Analyte: VOC's
Matrix: Water: X Soil:

SAMPLE ID	1,2-DICHLOROETHANE-D4	TOLUENE-D8	BROMOFLUOROBENZENE
215902.02 50ul	50	51	56
215902.02 50ul ms+20	49	51	55
215902.02 50ul msd+20	51	51	55
10 ug/L ref	52	52	56
215986.20 5ml	51	51	55
215986.21 5ml	51	52	55

EcoTest Laboratories Inc.
 377 Sheffield Ave
 N. Babylon, NY 11703

Client : P. W. Grosser Consulting
 Sample Source : Penetrex, PC
 Sample Lab Nos. : 215986.01 thru 215986.03
 Date of Analysis : 11/19/01
 Analyst : E. Harrison
 Method : 6010B
 Element : Ag
 Conc. Units : ppm

Blanks	
Method	Calibration
0.0005	0.0002

Calibration Curve						
	Blank	Std. 1	Std. 2	Std. 3	Std. 4	Std 5
Conc.		0.100				

ICVS			
True Value	Result	% Recovery	Control Limits
0.100	0.102	102.0	95-105%

LCS			
Source	True Value	Result	Control Limits
EM A7095	0.100	0.083	0.086-0.123

CCVS			
True Value	Result	% Recovery	Control Limits
0.100	0.103	103.0	90-110%

Laboratory Duplicate				
Sample	Sample	Duplicate	Difference	Limit
Lab No.	Result	Result		
215986.03	0.0003	0.001	0.0007	0.0099

Matrix Spike					
Sample	Sample	Spike	Spiked	% Recovery	Limits
Lab No.	Result	Conc.	Result		
215986.03	0.003	0.020	0.0205	101.00	73-114%

EcoTest Laboratories Inc.
377 Sheffield Ave
N. Babylon, NY 11703

Client : P. W. Grosser Consulting
 Sample Source : Penetrex, PC
 Sample Lab Nos. : 215986.01 thru 215986.03
 Date of Analysis : 11/19/01
 Analyst : E. Harrison
 Method : 6010B
 Element : As
 Conc. Units : ppm

Blanks	
Method	Calibration
-0.0005	0.0029

Calibration Curve						
	Blank	Std. 1	Std. 2	Std. 3	Std. 4	Std 5
Conc.		0.500				

ICVS			
True Value	Result	% Recovery	Control Limits
0.500	0.502	100.4	95-105%

LCS			
Source	True Value	Result	Control Limits
EM A7095	0.100	0.105	0.089-0.1047

CCVS			
True Value	Result	% Recovery	Control Limits
0.500	0.510	102.0	90-110%

Laboratory Duplicate				
Sample	Sample	Duplicate	Difference	Limit
Lab No.	Result	Result		
215986.03	0.0043	0.0066	0.0023	0.019

Matrix Spike					
Sample	Sample	Spike	Spiked	% Recovery	Limits
Lab No.	Result	Conc.	Result		
215986.03	0.0043	0.100	0.0935	89.2	63-119%

EcoTest Laboratories Inc.
 377 Sheffield Ave
 N. Babylon, NY 11703

Client : P. W. Grosser Consulting
 Sample Source : Penetrex, PC
 Sample Lab Nos. : 215986.01 thru 215986.03
 Date of Analysis : 11/19/01
 Analyst : E. Harrison
 Method : 6010B
 Element : Ba
 Conc. Units : ppm

Blanks	
Method	Calibration
0.0017	0.0000

Calibration Curve						
	Blank	Std. 1	Std. 2	Std. 3	Std. 4	Std 5
Conc.		0.500				

ICVS			
True Value	Result	% Recovery	Control Limits
0.500	0.504	100.8	95-105%

LCS			
Source	True Value	Result	Control Limits
EM A7095	0.100	0.100	0.094-0.121

CCVS			
True Value	Result	% Recovery	Control Limits
0.500	0.503	100.6	90-110%

Laboratory Duplicate				
Sample	Sample	Duplicate	Difference	Limit
Lab No.	Result	Result		
215986.03	0.0135	0.0135	0.0000	0.322

Matrix Spike					
Sample	Sample	Spike	Spiked	% Recovery	Limits
Lab No.	Result	Conc.	Result		
215986.03	0.0135	0.100	0.103	89.5	0-284%

EcoTest Laboratories Inc.
 377 Sheffield Ave
 N. Babylon, NY 11703

Client : P. W. Grosser Consulting
 Sample Source : Penetrex, PC
 Sample Lab Nos. : 215986.01 thru 215986.03
 Date of Analysis : 11/19/01
 Analyst : E. Harrison
 Method : 6010B
 Element : Cd
 Conc. Units : ppm

Blanks	
Method	Calibration
0.0002	0.0001

Calibration Curve						
	Blank	Std. 1	Std. 2	Std. 3	Std. 4	Std 5
Conc.		0.500				

ICVS			
True Value	Result	% Recovery	Control Limits
0.500	0.518	103.6	95-105%

LCS			
Source	True Value	Result	Control Limits
EM A7095	0.100	0.105	0.101-0.112

CCVS			
True Value	Result	% Recovery	Control Limits
0.500	0.535	107.0	90-110%

Laboratory Duplicate				
Sample	Sample	Duplicate	Difference	Limit
Lab No.	Result	Result		
215986.03	0.0001	0.0002	0.0001	0.007

Matrix Spike					
Sample	Sample	Spike	Spiked	% Recovery	Limits
Lab No.	Result	Conc.	Result		
215986.03	0.0001	0.100	0.0951	95.0	73-105%

EcoTest Laboratories Inc.
 377 Sheffield Ave
 N. Babylon, NY 11703

Client : P. W. Grosser Consulting
 Sample Source : Penetrex, PC
 Sample Lab Nos. : 215986.01 thru 215986.03
 Date of Analysis : 11/19/01
 Analyst : E. Harrison
 Method : 6010B
 Element : Cr
 Conc. Units : ppm

Blanks	
Method	Calibration
0.0060	0.0004

Calibration Curve						
	Blank	Std. 1	Std. 2	Std. 3	Std. 4	Std 5
Conc.		0.500				

ICVS			
True Value	Result	% Recovery	Control Limits
0.500	0.505	101.0	95-105%

LCS			
Source	True Value	Result	Control Limits
EM A7095	0.100	0.100	0.0883-0.116

CCVS			
True Value	Result	% Recovery	Control Limits
0.500	0.508	101.6	90-110%

Laboratory Duplicate				
Sample	Sample	Duplicate	Difference	Limit
Lab No.	Result	Result		
215986.03	0.0167	0.0161	0.0006	0.075

Matrix Spike					
Sample	Sample	Spike	Spiked	% Recovery	Limits
Lab No.	Result	Conc.	Result		
215986.03	0.0167	0.100	0.108	91.30	40-144%

EcoTest Laboratories Inc.
377 Sheffield Ave
N. Babylon, NY 11703

Client : P. W. Grosser Consulting
 Sample Source : Penetrex, PC
 Sample Lab Nos. : 215986.01 thru 215986.03
 Date of Analysis : 11/20/01
 Analyst : T. Friedman
 Method : EPA 245.2
 Element : Hg
 Conc. Units : ppm

Blanks	
Method	Calibration
0.0001	0.0001

Calibration Curve						
	Blank	Std. 1	Std. 2	Std. 3	Std. 4	Std 5
Conc.		0.0005	0.0010	0.0030	0.0050	0.0080

ICVS			
True Value	Result	% Recovery	Control Limits
0.0028	0.0028	93.3	95-105%

LCS			
Source	True Value	Result	Control Limits
EM A7095	0.0040	0.0039	0.0031-0.0047

CCVS			
True Value	Result	% Recovery	Control Limits
0.0030	0.0031	103.3	90-110%

Laboratory Duplicate				
Sample	Sample	Duplicate	Difference	Limit
Lab No.	Result	Result		
215986.03	0.0000	0.0000	0.0000	0.0012

Matrix Spike					
Sample	Sample	Spike	Spiked	% Recovery	Limits
Lab No.	Result	Conc.	Result		
215986.03	0.0000	0.0030	0.0027	90.00	28.8-146.7%

EcoTest Laboratories Inc.
 377 Sheffield Ave
 N. Babylon, NY 11703

Client : P. W. Grosser Consulting
 Sample Source : Penetrex, PC
 Sample Lab Nos. : 215986.01 thru 215986.03
 Date of Analysis : 11/19/01
 Analyst : E. Harrison
 Method : 6010B
 Element : Pb
 Conc. Units : ppm

Blanks	
Method	Calibration
0.0015	0.0009

Calibration Curve						
	Blank	Std. 1	Std. 2	Std. 3	Std. 4	Std 5
Conc.		0.500				

ICVS			
True Value	Result	% Recovery	Control Limits
0.500	0.515	103.0	95-105%

LCS			
Source	True Value	Result	Control Limits
EM A7095	0.100	0.103	0.087-0.1096

CCVS			
True Value	Result	% Recovery	Control Limits
0.500	0.526	105.2	90-110%

Laboratory Duplicate				
Sample	Sample	Duplicate	Difference	Limit
Lab No.	Result	Result		
215986.03	0.0088	0.0092	0.0004	0.535

Matrix Spike					
Sample	Sample	Spike	Spiked	% Recovery	Limits
Lab No.	Result	Conc.	Result		
215986.03	0.0088	0.100	0.101	92.2	14-135%

EcoTest Laboratories Inc.
 377 Sheffield Ave
 N. Babylon, NY 11703

Client : P. W. Grosser Consulting
 Sample Source : Penetrex, PC
 Sample Lab Nos. : 215986.01 thru 215986.03
 Date of Analysis : 11/21/01
 Analyst : M. Doooley
 Method : EPA 270.2
 Element : Se
 Conc. Units : ppm

Blanks	
Method	Calibration
0.0003	-0.0004

Calibration Curve						
	Blank	Std. 1	Std. 2	Std. 3	Std. 4	Std 5
Conc.		0.002	0.010	0.030	0.040	

ICVS			
True Value	Result	% Recovery	Control Limits
0.0160	0.0180	112.5	90-110%.

LCS			
Source	True Value	Result	Control Limits
SCP-1/2	0.0160	0.0170	0.0136-0.0186

CCVS			
True Value	Result	% Recovery	Control Limits
0.0160	0.0162	101.2	90-110%

Laboratory Duplicate				
Sample	Sample	Duplicate	Difference	Limit
Lab No.	Result	Result		
215986.03	0.0003	-0.0001	0.0004	0.0019

Matrix Spike					
Sample	Sample	Spike	Spiked	% Recovery	Limits
Lab No.	Result	Conc.	Result		
215986.03	0.0003	0.050	0.0445	89.0	70.6-121.3%