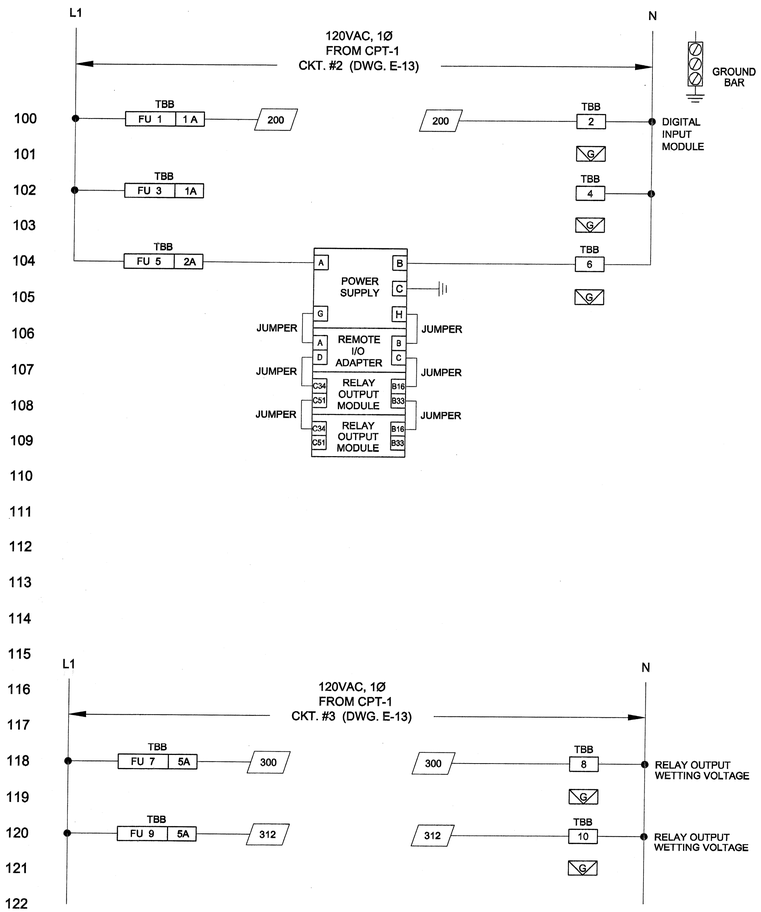



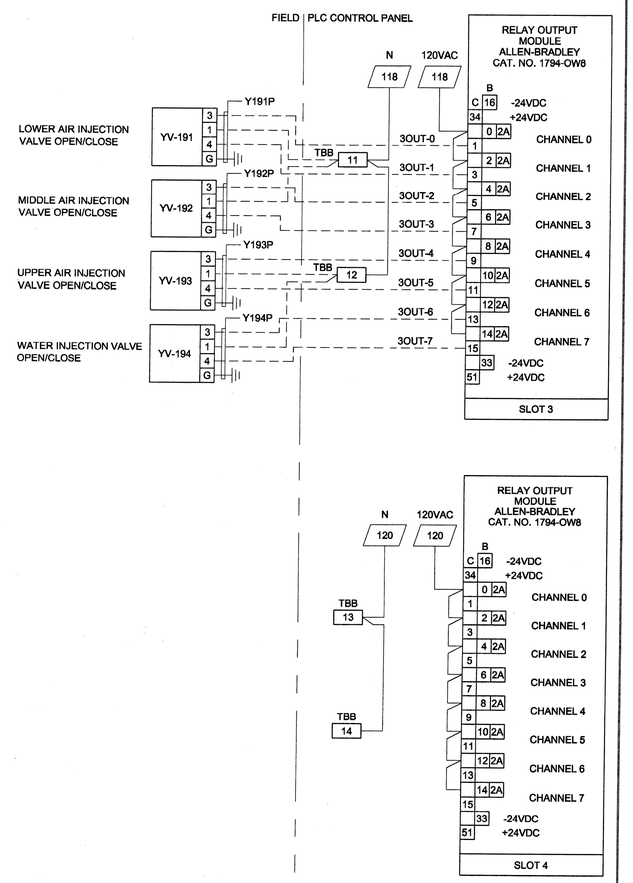

LEGEND

- - - - INDICATES FIELD WIRING

NOTES

1. REFER TO DRAWING E-14 FOR WIRE SIZE AND COLOR CODE.

REFERENCE DRAWINGS

E-12 PLAN

E-15 PLC CONTROL PANEL ARRANGEMENT

DATE PRINTED
5/26/05

100% REVIEW DRAWINGS
NOT FOR CONSTRUCTION

SCALE VERIFICATION: THIS BAR MEASURES 1" ON ORIGINAL. ADJUST SCALE ACCORDINGLY.

No	Revision	Date	Initial

Approved

STATE OF NEW YORK · BURG MICHAEL · L.C. NO. 06883 · LICENSED PROFESSIONAL ENGINEER

5/26/05

HOOKER/RUCO SITE
HICKSVILLE, NEW YORK

BIOSPARGE TREATMENT SYSTEM

INJECTION WELL IW-19
REMOTE I/O PANEL WIRING DIAGRAM

CRA Infrastructure & Engineering, Inc.

Source Reference:			Date: SEPTEMBER 2003
Project Manager: J.KAY	Reviewed By: BME/TFP	Designed By: D. SZALACH	Drawn By: J.D.N.
Scale: NONE	Project No: 06883-10	Report No: 045	Drawing No: E-16 SHT.19

06883-10(045)EL-NF013 MAY 26/2005