



25 June 2020

Mr. Melvin Acree
Remedial Project Manager
Naval Facilities Engineering Command, Mid Atlantic
9324 Virginia Avenue, Building Z-144
Norfolk, VA 23511-3095

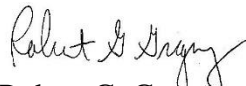
**Subject: US NAVY CONTRACT NO. N40085-16-D-2288
CONTRACT TASK ORDER NO. 4042
2019 ANNUAL SVECS OPERATIONS SUMMARY - SITE 1
NAVAL WEAPONS INDUSTRIAL RESERVE PLANT, BETHPAGE, NY**

Dear Mr. Acree:

An electronic copy of the *2019 Annual Operations Report, Soil Vapor Extraction Containment System, Site 1, Former Drum Marshalling Yard, Naval Weapons Industrial Reserve Plant, Bethpage, New York*, has been submitted to your attention.

Please contact me at rgregory@komangs.com or 610.400.0636 if you have any questions or comments regarding this submittal.

Sincerely,
KOMAN Government Solutions, LLC (KGS)


Robert G. Gregory
Project Manager

Cc: Mr. Brian Murray (NAVAC) – 1 CD
Mr. Greg Pearman (NWIRP Bethpage) – 2 hard copies, 2 CDs
Mr. Jason Pelton (NYSDEC) – 1 CD
Mr. William Cords (NAVAIR) – 1 CD
Mr. James Sullivan (NYSDOH) – 1 hard copy, 1 CD
Ms. Monica Marrow (CH2M Hill - NIRIS) – 1 hard copy, DDS Form, 1 CD
Mr. David Brayack (Tetra Tech) – 1 CD

2019 Annual Operations Report

**Soil Vapor Extraction Containment System
Site 1, Former Drum Marshalling Yard
Naval Weapons Industrial Reserve Plant
Bethpage, New York**

**Contract No. N40085-16-D-2288
Contract Task Order No. N4008517F4042**

June 2020

Prepared for:



Naval Facilities Engineering Command Mid-Atlantic
9324 Virginia Avenue
Norfolk, VA 23511

Prepared by:



**KOMAN Government Solutions, LLC
180 Gordon Drive, Suite 110
Exton PA, 19341
(610) 363-3000**

2019 Annual Operations Report

Soil Vapor Extraction Containment System Site 1, Former Drum Marshalling Yard Naval Weapons Industrial Reserve Plant Bethpage, New York

Contract No. N40085-16-D-2288
Contract Task Order No. N4008517F4042

June 2020

Prepared for:

Naval Facilities Engineering Command Mid-Atlantic
9324 Virginia Avenue
Norfolk, VA 23511



Patrick Schauble
Program Manager

6/25/2020

Date

Robert Gregory
Project Manager

6/25/2020

Date



TABLE OF CONTENTS

1.0 INTRODUCTION.....	1-1
1.1 Site Location.....	1-1
1.2 Background.....	1-2
1.3 Project Overview and Objective.....	1-2
1.4 SVECS Overview	1-3
2.0 SVECS OPERATION AND MAINTENANCE	2-1
2.1 Routine Maintenance Activities	2-1
2.2 Non-routine Maintenance / Site Activities	2-1
3.0 SVECS MONITORING	3-1
3.1 Monthly Air Quality Monitoring.....	3-1
3.2 Quarterly Air Quality Monitoring of SVEWs	3-2
3.3 Quarterly Soil Vapor Pressure Monitoring of SVEWs and Off-site SVPMs.....	3-2
3.4 Annual Vapor Quality Monitoring of Off-site SVPMs	3-2
3.5 Soil Vapor Quality Concentration Trends	3-4
4.0 CONCLUSIONS AND RECOMMENDATIONS.....	4-1
5.0 REFERENCES.....	5-1

FIGURES

FIGURE 1	Site Location Map
FIGURE 2	Site Area and Vicinity
FIGURE 3	Site Plan – Existing SVECS Layout
FIGURE 4	System Layout Plan
FIGURE 5	2019 Soil Vapor Pressure Readings – SVPMs
FIGURE 6	2019 Vapor Analytical Map – Select VOC Concentrations – SVEWs

TABLES

TABLE 1	Monthly Vapor Analytical Results – October 2019
TABLE 2	Monthly Vapor Analytical Results – November 2019
TABLE 3	Monthly Vapor Analytical Results – December 2019
TABLE 4	2019 Air Emissions and Mass Recovery Summary
TABLE 5	Quarterly Vapor Analytical Results of SVE Wells – Fourth Quarter 2019
TABLE 6	Quarterly Vapor Analytical Results of SVE Wells through Fourth Quarter 2019

TABLE 7 Quarterly Off-Site Soil Vapor Monitoring Results of SVPMs – Fourth Quarter 2019

TABLE 8 Annual Off-Site Soil Vapor Analytical Results of SVPMs – February 2019

TABLE 9 Historical Off-Site Soil Vapor Analytical Results of SVPMs through February 2019

APPENDICES

APPENDIX A NYSDEC Air Discharge Limit Documentation

APPENDIX B Vapor Concentration Trend Graphs of Select VOCs – SVPMs

APPENDIX C Vapor Concentration Trend Graphs of Select VOCs – SVEWs

APPENDIX D Data Validation Reports and Validated Data Summary – SVPMs

Acronyms and Abbreviations

bgs	below ground surface
CTO	Contract Task Order
DAR	Division of Air Resources
DCA	dichloroethane
DCE	dichloroethene
DoD	Department of Defense
ELAP	Environmental Laboratory Accreditation Program
FMS	Flow Monitoring Station
GOCO	Government Owned Contractor Operated
i.w.	inches of water column
lbs	pounds
KGS	KOMAN Government Solutions, LLC
NAVFAC	Naval Facilities Engineering Command Mid-Atlantic
Navy	United States Department of the Navy
NELAC	National Environmental Accreditation Conference
NG	Northrop Grumman
NWIRP	Naval Weapons Industrial Reserve Plant
NYSDEC	New York State Department of Environmental Conservation
NYSDOH	New York State Department of Health
O&M	Operation and Maintenance
PCB	polychlorinated biphenyls
PCE	tetrachloroethene
PID	photoionization detector
QA/QC	quality assurance / quality control
scfm	standard cubic feet per minute
SVE	soil vapor extraction
SVECS	soil vapor extraction containment system
SVEW	soil vapor extraction well
SVOC	semi-volatile organic compound
SVPM	soil vapor pressure monitor
TCA	trichloroethane
TCE	trichloroethene
TCL	target compound list
TtEC	Tetra Tech EC, Inc.
TtNUS	Tetra Tech NUS, Inc.
µg/m ³	micrograms per cubic meter
VC	vinyl chloride
VGAC	vapor-phase granular activated carbon
VOC	volatile organic compound

1.0 INTRODUCTION

KOMAN Government Solutions, LLC (KGS) has prepared this 2019 Annual Operations Report for the Soil Vapor Extraction Containment System (SVECS) at Site 1, Former Drum Marshalling Area, at the Naval Weapons Industrial Reserve Plant (NWIRP) in Bethpage, New York. This report has been prepared for the United States Department of the Navy (Navy), Naval Facilities Engineering Command (NAVFAC), Mid-Atlantic, under Contract No. N40085-16-D-2288, Contract Task Order (CTO) No. N4008517F4042. This 2019 Annual Operations Report summarizes operations performed in 2019 and details activities that occurred during the Fourth Quarter from October 2019 to December 2019. Data was collected, and operational activities were performed by KGS in accordance with the following documents:

- *Final Operation & Maintenance Plan for Soil Vapor Extraction Containment System Site 1, Former Drum Marshalling Yard at Naval Weapons Industrial Reserve Plant Bethpage, New York* prepared by Tetra Tech EC, Inc. (TtEC) in 2010, hereafter referred to as the “O&M Manual.”
- *Final Supplemental Offsite Soil Vapor Intrusion Monitoring Plan for the Soil Vapor Extraction Containment System, Site 1, Former Drum Marshalling Yard at Naval Weapons Industrial Reserve Plant, Bethpage, New York* prepared by Tetra Tech NUS, Inc. (TtNUS) in 2012.

The following quarterly reports, along with data collected during the Fourth Quarter (October through December), are used as a basis for this 2019 Annual Operations Report:

- *Quarterly Operations Report, First Quarter 2019, Soil Vapor Extraction Containment System Site 1, Former Drum Marshalling Yard, Naval Weapons Industrial Reserve Plant, Bethpage, New York* prepared by KGS in May 2019.
- *Quarterly Operations Report, Second Quarter 2019, Soil Vapor Extraction Containment System Site 1, Former Drum Marshalling Yard, Naval Weapons Industrial Reserve Plant, Bethpage, New York* prepared by KGS in October 2019.
- *Quarterly Operations Report, Third Quarter 2019, Soil Vapor Extraction Containment System Site 1, Former Drum Marshalling Yard, Naval Weapons Industrial Reserve Plant, Bethpage, New York* prepared by KGS in December 2019.

1.1 Site Location

NWIRP Bethpage is located in east central Nassau County, Long Island, New York, approximately 30 miles east of New York City. In the late 1990s, the Navy's property totaled approximately 109.5 acres and was formerly a Government Owned Contractor-Operated (GOCO) facility that was operated by Northrop Grumman (NG) until September 1998. NWIRP Bethpage was bordered on the north, west, and south by property owned, or formerly owned, by NG that covered approximately 550 acres, and on the east by a residential neighborhood. The Navy currently retains approximately nine acres of the former NWIRP, including Site 1, which lies within the fenced area of NWIRP Bethpage and is located east of Plant No. 3, west of 11th Street, and north of Plant 17 South (**Figures 1 and 2**).

1.2 Background

NWIRP Bethpage was established in 1943. Since inception, the primary mission of the facility was the research, prototyping, testing, design engineering, fabrication, and primary assembly of military aircraft. Historical operations that resulted in hazardous material generation at the facility included metal finishing processes, maintenance operations, painting of aircraft and components, and other activities that involve aircraft manufacturing. Wastes generated by plant operations were disposed of directly into drainage sumps, dry wells, and/or on the ground surface, resulting in the disposal of a number of hazardous wastes, including volatile organic compounds (VOCs), semi-volatile organic compounds (SVOCs), polychlorinated biphenyls (PCBs), and inorganic analytes (chromium and cadmium) at the site. Some of these contaminants have migrated from the source area to surrounding areas, including the soils at these sites and the groundwater beneath and downgradient of the NWIRP Bethpage property. NWIRP Bethpage is currently listed by the New York State Department of Environmental Conservation (NYSDEC) as an “inactive hazardous waste site” (#1-30-003B).

Soils at Site 1 consist mainly of unconsolidated sediments that overlie crystalline bedrock. A clay unit is present near the groundwater table (50 feet below ground surface [bgs]) at the southeast corner of the site. This clay unit is suspected to be a source of chlorinated solvents that are migrating into the overlying soil gas and the source of off-site VOCs in soil vapor (TtEC, 2010).

Chlorinated solvents including trichloroethene (TCE), tetrachloroethene (PCE), and 1,1,1-trichloroethane (TCA) have been identified as the VOCs of interest in soil gas at the site. Concentrations greater than 1,000 micrograms per cubic meter ($\mu\text{g}/\text{m}^3$) of soil vapor have been directly associated with Site 1 activities and historical environmental data, and based on preliminary screening, exceed guidelines established by the New York State Department of Health (NYSDOH) for sub-slab soil vapor concentrations at the time. Of these compounds, TCE is the primary VOC of concern. Mitigation of TCE contamination in accordance with NYSDOH guidance is expected to remediate other VOCs associated with the site. PCBs, cadmium, and chromium have also been identified in site soils at concentrations requiring remediation. The majority of these chemicals have been detected in the central portion of Site 1 and will be addressed via a separate remediation (TtEC, 2010).

Prior to implementation of the SVECS, the mean concentrations of VOCs in soil gas samples collected along the eastern fence-line were 41,128 $\mu\text{g}/\text{m}^3$ of TCE, 381 $\mu\text{g}/\text{m}^3$ of PCE, and 20,634 $\mu\text{g}/\text{m}^3$ of 1,1,1-TCA. The maximum concentrations of VOCs in the soil gas samples were 180,000 $\mu\text{g}/\text{m}^3$ of TCE, 1,200 $\mu\text{g}/\text{m}^3$ of PCE, and 90,000 $\mu\text{g}/\text{m}^3$ of 1,1,1-TCA (TtEC, 2010).

1.3 Project Overview and Objective

The remedial objective for this project is to use an on-site soil vapor extraction (SVE) system to prevent further off-site migration of VOC-contaminated soil vapor and to the extent practical, capture contaminated soil vapor with a TCE concentration greater than 250 $\mu\text{g}/\text{m}^3$. A secondary objective of this project is to address soil vapor with a TCE concentration greater than 5 $\mu\text{g}/\text{m}^3$. The SVECS is an interim action intended to address migration of VOCs in contaminated soil vapors. It is expected to operate

continuously 24 hours/day, seven days/week, with the exception of maintenance and adjustment periods, until the remedial objectives are met (TtEC, 2010).

1.4 SVECS Overview

The SVECS consists of soil vapor extraction, soil vapor monitoring, and soil vapor treatment. Twelve SVE wells (SVEWs) are located along the eastern boundary of Site 1 in six clusters, each consisting of one intermediate well and one deep well. Intermediate wells SVE-101I, SVE-102I, SVE-103I, SVE-104I, SVE-105I, and SVE-106I have a screened interval between 25 and 35 ft bgs. Deep wells SVE-101D, SVE-102D, SVE-103D, SVE-104D, SVE-105D, and SVE-106D have a screened interval between 40 and 60 ft bgs. The groundwater table fluctuates between approximately 50 and 55 ft bgs. Each SVEW is operated at a flow rate such that the combined total flow rate is approximately 300-400 standard cubic feet per minute (scfm) of soil vapor. Each intermediate depth SVEW requires an approximate vacuum of 4 inches of water column (i.w.) and each deep SVEW requires a vacuum of up to 20 i.w. in order to extract the targeted flow rates. These 12 SVEWs have been piped below the ground to the Flow Monitoring Station (FMS), where flow, vacuum, and vapor quality are monitored. Within the FMS, the discharges from the individual SVEWs have been equipped with a 2-inch flow control butterfly valve, a vacuum gauge, and a sampling port. The sampling port is utilized to measure the flow rate from an individual well using a portable velocity meter and to collect vapor samples. All the SVE lines collect into a single manifold within the FMS and from this location a single underground pipeline has been routed approximately 1,400 linear feet to the Treatment Building (Building 03-35). Five additional SVEWs (SV-107D, SV-108D, SV-109D, SV-110D, and SV-111D) were installed in October 2011 to address potential VOCs under Plant No. 3 and the South Warehouse. A site plan depicting well locations is included as **Figure 3**.

The SVECS is housed within the Treatment Building, an existing and unoccupied building also known as Building 03-35. The treatment system consists of a moisture separator, two SVE blowers, and a 5,000-pound vapor-phase granular activated carbon (VGAC) unit for removal of chlorinated VOCs from the off-gas. Soil vapor that enters the Treatment Building first passes through the moisture separator tank where any condensate is separated. To date, no condensate has formed in this tank. The vapor is then passed through an air filter and SVE blower and then treated in the VGAC unit. The treated vapor is discharged from the VGAC via an exhaust stack. The SVECS has a control panel comprised of mechanical interlocks and relays for local operation. A System Layout Plan is presented in **Figure 4**, which also illustrates the design flow rates through the soil vapor extraction and treatment process.

The off-gas from the SVECS is monitored for chlorinated VOCs as identified in the NYSDEC Division of Air Resources (DAR) permit equivalent effluent limitations and updated approval documentation (**Appendix A**) and monitoring requirements (TtEC 2010). Samples are submitted to a National Environmental Laboratory Accreditation Conference (NELAC)-accredited, Department of Defense (DoD) Environmental Laboratory Accreditation Program (ELAP)-accredited laboratory, Eurofins Air Toxics, LLC. located in Folsom, California, for analysis of VOCs by modified method TO-15. Prior to January 2014, samples were analyzed for target compound list (TCL) VOCs. As of January 2014, upon approval by NYSDEC and NYSDOH, samples are analyzed for site-specific VOCs. The site-specific

VOCs are: 1,1,1-TCA, 1,1-dichloroethane (DCA), 1,1-dichloroethene (DCE), 1,2-DCA, cis-1,2-DCE, PCE, trans-1,2-DCE, TCE, and vinyl chloride (VC).

A total of 18 soil vapor pressure monitor (SVPM) / soil gas monitoring points have been installed in the neighborhood east of Site 1 at NWIRP Bethpage (**Figure 3**). These off-site monitoring points consist of eight previously existing SVPMs as well as 10 SVPMs installed in September 2012. Soil vapor pressure readings from the SVPMs are collected quarterly and used to evaluate the SVECS vacuum field. In addition, analytical results of vapor samples collected annually from these locations and the soil vapor pressure readings are used to further evaluate the SVECS operation and the potential for vapor intrusion.

2.0 SVECS OPERATION AND MAINTENANCE

While designed to run autonomously, the SVECS requires regular visits by an operator to record and adjust operational parameters and to perform scheduled maintenance. The SVECS is equipped with telemetry that will alert an on-call operator in the event of a plant shutdown.

2.1 Routine Maintenance Activities

Routine maintenance activities at the SVECS were performed during the operator's weekly visits during this reporting period. These activities include general site inspections (of the grounds, buildings, doors and locks), collection of operational data (vapor flowrates, pressures, vacuums, temperature and photoionization detector [PID] readings), adjustment of system valves, collection of vapor samples (on a monthly and quarterly basis), collection/disposal of condensate if needed, cleaning of filters, switching of lead/lag blower assignments, and preventive maintenance of system equipment.

2.2 Non-routine Maintenance / Site Activities

The following non-routine activities / repair activities occurred at the SVECS during the 2019 reporting period:

- On 17 May, Applied Electrical Technology was onsite to replace two inoperative ventilators inside the SVE building.

3.0 SVECS MONITORING

Several process vapor samples are collected on a monthly basis to monitor the SVECS operation. These samples consist of an influent sample (as well as a duplicate sample), located immediately prior to the VGAC unit, and an effluent sample, located after the VGAC unit and before the exhaust stack. Vapor samples are also collected from the 12 original SVEWs on a quarterly basis to monitor the capture of the contaminated soil vapor by the SVEWs. In addition, quarterly pressure measurements are collected from the 12 SVEWs and the 18 SVPMs to monitor the SVECS vacuum field, and soil gas sampling from the 18 SVPMs is conducted annually (generally in the winter time-frame) to evaluate the effectiveness of the SVECS. The first annual soil gas sampling event was conducted in the winter 2012-2013. The seventh annual sampling event was conducted in February 2019.

3.1 Monthly Air Quality Monitoring

Analysis of influent and effluent vapor sample locations is performed to evaluate VOC mass removal and the effectiveness of the VGAC adsorption unit. Time-integrated vapor samples are collected using 6-liter summa canisters with 30-minute flow regulators.

Treated off-gas discharged at the exhaust stack is subject to emissions limitations. Initially, discharge goals were derived from calculations submitted by the Navy and accepted by the NYSDEC in the February 2010 DAR permit equivalent application. In September 2011, the Navy submitted an evaluation proposing revised discharge goals (TtNUS, 2011), which NYSDEC agreed to in October 2011. A copy of this documentation is included as **Appendix A**.

A summary of monthly vapor sampling results collected in October, November, and December (Fourth Quarter) is presented in **Tables 1, 2, and 3**, respectively. Emission rate calculations for both the influent stream (prior to VGAC treatment) and effluent stream (following VGAC treatment) and the computed monthly mass recoveries are also presented. Emission rates of the influent stream as well as mass recovery are calculated to monitor progress and determine when influent concentrations have reached levels at which vapor treatment via carbon adsorption is no longer required. The data presented in **Tables 1, 2, and 3** demonstrate that all constituents were within the effluent emission rate guidelines (**Appendix A**). Raw analytical data are provided under a separate cover.

Monthly emission rate calculations for January – September 2019 are included in previously submitted quarterly operations reports as indicated in Section 1.0. Pressure readings from the 18 SVPMs are presented graphically in **Figure 5**.

3.1.1 2019 Annual Summary

Emissions

Table 4 summarizes annual air emissions based on monthly emissions during 2019. Approximately 3.73 lbs of total VOCs were emitted. Annual emissions of reported constituents were within the discharge guidelines as indicated in **Table 4**.

Mass Recovery

Contaminant mass recovery was calculated based on monthly influent concentrations combined with monthly influent flow totals. During 2019, approximately 16.78 lbs of VOCs were removed by the SVECS, for an average monthly mass recovery rate of approximately 1.40 lbs per month. Monthly and annual mass recovery calculations for 2019 are summarized in **Table 4**.

3.2 Quarterly Air Quality Monitoring of SVEWs

Time-integrated vapor samples are collected quarterly using 6-liter summa canisters with 30-minute flow regulators at six intermediate and six deep SVEWs. The samples are collected for the purpose of tracking and documenting the performance of the SVECS (TtEC, 2010).

Quarterly vapor samples were collected on 20 December from the 12 SVEWs. A summary of detected compounds is included as **Table 5**. Raw analytical data are provided under a separate cover.

Analytical results of select VOCs (1,1,1-TCA, PCE, and TCE) detected at the 12 SVEWs during the Fourth Quarter monitoring event are presented graphically in **Figure 6**. Historical analytical results of quarterly vapor samples collected from December 2009 through the Fourth Quarter 2019 are presented in **Table 6**.

3.3 Quarterly Soil Vapor Pressure Monitoring of SVEWs and Off-site SVPMs

Soil vapor pressure readings are collected quarterly from the 12 SVEWs and 18 SVPMs to monitor the SVECS vacuum field. Soil vapor pressure readings from the 12 SVEWs and 18 SVPMs were collected on 20 December. Results of the Fourth Quarter vapor monitoring are presented in **Table 7**.

The vapor pressure readings collected from the SVEWs ranged between -6.0 to -12.0 i.w. indicating that a vacuum has been established along the fence line. The vapor pressure readings collected from the SVPMs ranged between -0.01 to -0.06 i.w. indicating that a vacuum has been established in the residential neighborhood. Pressure readings from the 18 SVPMs are presented graphically in **Figure 5**.

3.4 Annual Vapor Quality Monitoring of Off-site SVPMs

Time-integrated vapor samples are collected annually using 6-liter summa canisters with 30-minute flow regulators at 18 SVPM locations. The Annual 2019 SVPM samples were collected in February 2019.

3.4.1 2019 Vapor Quality Results

Annual vapor samples were collected 15 February from the 18 SVPM locations. Validated analytical results of samples collected in February 2019 are summarized in **Table 8**; the data validation summary is presented in **Appendix D**.

As shown on **Table 8**, 1,1,1-TCA was detected at an estimated value of 0.81 J $\mu\text{g}/\text{m}^3$ at SVPM-2007D and at an estimated value of 0.60 J $\mu\text{g}/\text{m}^3$ in the duplicate sample at SVPM-2007I. PCE was detected at 9

of the 18 locations, with concentrations ranging from 1.0 J $\mu\text{g}/\text{m}^3$ at SVPM-2003I to 3.3 J $\mu\text{g}/\text{m}^3$ at SVPM-2001D. TCE was detected at 8 of the 18 locations, with concentrations ranging from 0.76 J $\mu\text{g}/\text{m}^3$ at well SVPM-2007S to 51 $\mu\text{g}/\text{m}^3$ at well SVPM-2002D. All detected concentrations were well below the NYSDOH sub-slab screening values of 1,000 $\mu\text{g}/\text{m}^3$ for 1,1,1-TCA, 1,000 $\mu\text{g}/\text{m}^3$ for PCE, and 250 $\mu\text{g}/\text{m}^3$ for TCE, as outlined in the *Guidance for Evaluating Soil Vapor Intrusion in the State of New York* (NYSDOH, 2006).

Results of the quality assurance / quality control (QA/QC) samples, data validation report, and a validated analytical data summary from the February 2019 sampling event is presented **Appendix D**.

3.4.2 Historical Vapor Quality Results

Table 9 presents historical vapor quality analytical results collected from the 18 SVPM locations, beginning in October 2008 and including the most recent results obtained in February 2019, the historical trend graphs showing the SVPM concentrations over time can be found in **Appendix B**. As indicated, concentrations observed in February 2019 have dropped substantially from initial concentrations observed in October 2008, and were generally similar to or less than those observed in February 2018 with the following exceptions:

- The concentration of PCE at SVPM-2001I increased from non-detect to 1.2 J $\mu\text{g}/\text{m}^3$ in the parent sample, but the duplicate sample remained non-detect. Likewise, the concentration of TCE increased from non-detect to 1.6 J $\mu\text{g}/\text{m}^3$ in the parent sample, but the duplicate sample remained non-detect.
- The concentration of PCE at SVPM-2002D increased slightly from 1.0 J $\mu\text{g}/\text{m}^3$ to 1.3 J $\mu\text{g}/\text{m}^3$ and the concentration of TCE increased from 42 $\mu\text{g}/\text{m}^3$ to 51 $\mu\text{g}/\text{m}^3$.
- The concentration of PCE at SVPM-2003I increased from non-detect to 1.0 J $\mu\text{g}/\text{m}^3$.
- The concentration of 1,1,1-TCA at SVPM 2007I/IR increased from non-detect to 0.60 J $\mu\text{g}/\text{m}^3$ and the concentration of TCE increased from 1.5 J $\mu\text{g}/\text{m}^3$ to 2.0 J $\mu\text{g}/\text{m}^3$.
- The concentration of PCE at SVPM 2007S increased from non-detect to 1.1 J $\mu\text{g}/\text{m}^3$ and the concentration of TCE increased from non-detect to 0.76 $\mu\text{g}/\text{m}^3$.

In 2008, TCE was detected at all 18 locations, with concentrations ranging from 1.0 $\mu\text{g}/\text{m}^3$ (SVPM-2004S) to 89,000 $\mu\text{g}/\text{m}^3$ (SVPM-2002I); concentrations exceeded the NYSDOH sub-slab screening value of 250 $\mu\text{g}/\text{m}^3$ at nine locations (SVPM-2001S, SVPM-2001I, SVPM-2001D, SVPM-2002S, SVPM-2002I, SVPM-2002D, SVPM-2003D, SVPM-2004I, and SVPM-2004D). In 2013, TCE concentrations ranged from non-detectable levels at 12 locations to 47 $\mu\text{g}/\text{m}^3$ (SVPM-2006I), and no locations exceeded the NYSDOH sub-slab screening value of 250 $\mu\text{g}/\text{m}^3$. Since 2013, TCE has been detected at all 18 locations during at least one event with a maximum concentration of 84 $\mu\text{g}/\text{m}^3$ at SVPM-2006D in 2016, which is well below the NYSDOH sub-slab screening value of 250 $\mu\text{g}/\text{m}^3$. In 2019, TCE was detected at 8 of the 18 locations, with concentrations ranging from 0.76 J $\mu\text{g}/\text{m}^3$ at well SVPM-2007S to 51 $\mu\text{g}/\text{m}^3$ at SVPM-2002D.

In 2008, PCE was detected at all 18 locations, with concentrations ranging from 1.8 $\mu\text{g}/\text{m}^3$ (SVPM-2004S) to 5,000 $\mu\text{g}/\text{m}^3$ (SVPM-2001I); concentrations exceeded the NYSDOH sub-slab screening value of 1,000 $\mu\text{g}/\text{m}^3$ at two locations (SVPM-2001S and SVPM-2001I). In 2013, PCE concentrations ranged from non-detectable levels at seven locations to 2.3 J $\mu\text{g}/\text{m}^3$ (SVPM-2004D), and no locations exceeded the NYSDOH sub-slab screening value of 1,000 $\mu\text{g}/\text{m}^3$. Since 2013, PCE has been detected at all 18 locations during at least one event with a maximum concentration of 10 $\mu\text{g}/\text{m}^3$ (SVPM-2001D) in 2016 which is well below the NYSDOH sub-slab screening value of 1,000 $\mu\text{g}/\text{m}^3$. In 2019, PCE was detected at 9 of the 18 locations, with concentrations ranging from 1.0 J $\mu\text{g}/\text{m}^3$ at SVPM-2003I to 3.3 J $\mu\text{g}/\text{m}^3$ at SVPM-2001D.

In 2008, 1,1,1-TCA was detected at all 18 locations, with concentrations ranging from 1.4 $\mu\text{g}/\text{m}^3$ (SVPM-2004S) to 52,000 $\mu\text{g}/\text{m}^3$ (SVPM-2002I); concentrations exceeded the NYSDOH sub-slab screening value of 1,000 $\mu\text{g}/\text{m}^3$ at six locations (SVPM-2001S, SVPM-2001I, SVPM-2001D, SVPM-2002S, SVPM-2002I, SVPM-2002D). In 2013, 1,1,1-TCA was detected at only one location (SVPM-2007D) at a concentration of 1.3 J $\mu\text{g}/\text{m}^3$, well below the NYSDOH sub-slab screening value of 1,000 $\mu\text{g}/\text{m}^3$. Since 2013, 1,1,1-TCA has been sporadically detected at two locations (SVPM-2006D and SVPM-2007D) at estimated concentrations below 1.0 $\mu\text{g}/\text{m}^3$, well below the NYSDOH sub-slab screening value of 1,000 $\mu\text{g}/\text{m}^3$. In 2019, 1,1,1-TCA was detected at 1 of the 18 locations (SVPM-2007D) at a concentration of 0.81 J $\mu\text{g}/\text{m}^3$ at SVPM-2001D.

3.5 Soil Vapor Quality Concentration Trends

Historical vapor analytical results for the 12 SVEWs through the Fourth Quarter are presented in **Table 6**. In addition, concentration trends of select VOCs for the SVECS combined influent (1,1,1-TCA, PCE, TCE, and total VOCs) and each of the 12 SVEWs (1,1,1-TCA, PCE, and TCE) are presented in **Appendix C**. Concentration trends observed in the 12 SVEWs through the Fourth Quarter are discussed below.

- Combined Influent: Overall VOC concentrations in the combined influent increased throughout the Fourth Quarter 2019, with total VOC concentrations of 1,894 $\mu\text{g}/\text{m}^3$, 1,974 $\mu\text{g}/\text{m}^3$, and 2,584 $\mu\text{g}/\text{m}^3$ in October, November, and December, respectively. Generally, TCE, PCE and 1,1,1-TCA concentrations remain one to two orders of magnitude below baseline concentrations observed in December 2009 (42,000 $\mu\text{g}/\text{m}^3$ TCE, 7,900 $\mu\text{g}/\text{m}^3$ PCE, and 13,000 $\mu\text{g}/\text{m}^3$ 1,1,1-TCA).
- SV-101I: Concentrations observed at this location (6,100 $\mu\text{g}/\text{m}^3$ TCE, 73 $\mu\text{g}/\text{m}^3$ PCE, and 2,000 $\mu\text{g}/\text{m}^3$ 1,1,1-TCA) increased in the Fourth Quarter 2019 relative to concentrations observed in the Third Quarter 2019. All concentrations remain below baseline concentrations observed in December 2009 (180,000 $\mu\text{g}/\text{m}^3$ TCE, 1,700 $\mu\text{g}/\text{m}^3$ PCE, and 51,000 $\mu\text{g}/\text{m}^3$ 1,1,1-TCA).
- SV-101D: Concentrations observed at this location (240 $\mu\text{g}/\text{m}^3$ TCE, 210 $\mu\text{g}/\text{m}^3$ PCE, and 22 $\mu\text{g}/\text{m}^3$ 1,1,1-TCA) increased in the Fourth Quarter 2019 relative to concentrations observed in the Third Quarter 2019. All concentrations remain below baseline concentrations observed in December 2009 (100,000 $\mu\text{g}/\text{m}^3$ TCE, 3,200 $\mu\text{g}/\text{m}^3$ PCE, and 26,000 $\mu\text{g}/\text{m}^3$ 1,1,1-TCA).
- SV-102I: Concentrations observed at this location (0.75 J $\mu\text{g}/\text{m}^3$ TCE, non-detectable levels of PCE, non-detectable levels of 1,1,1-TCA) decreased in the Fourth Quarter 2019 relative to

concentrations observed in the Third Quarter 2019. All concentrations in the Fourth Quarter 2019 are below or match the baseline concentration observed in December 2009 (5.6 $\mu\text{g}/\text{m}^3$ TCE, 2.4 $\mu\text{g}/\text{m}^3$ PCE, and non-detectable levels of 1,1,1-TCA).

- SV-102D: Concentrations observed at this location (36 $\mu\text{g}/\text{m}^3$ TCE, 8.7 $\mu\text{g}/\text{m}^3$ PCE, 1.1 J $\mu\text{g}/\text{m}^3$ 1,1,1-TCA) decreased in the Fourth Quarter 2019 relative to concentrations observed in the Third Quarter 2019. All concentrations remain below baseline concentrations observed in December 2009 (440 $\mu\text{g}/\text{m}^3$ TCE, 10 $\mu\text{g}/\text{m}^3$ PCE, and 130 $\mu\text{g}/\text{m}^3$ 1,1,1-TCA).
- SV-103I: Concentrations observed at this location (89 $\mu\text{g}/\text{m}^3$ TCE, 190 $\mu\text{g}/\text{m}^3$ PCE, and 5.1 $\mu\text{g}/\text{m}^3$ 1,1,1-TCA) decreased in the Fourth Quarter 2019 relative to concentrations observed in the Third Quarter 2019. All concentrations remain below baseline concentrations observed in December 2009 (900 $\mu\text{g}/\text{m}^3$ TCE, 580 $\mu\text{g}/\text{m}^3$ PCE, and 900 $\mu\text{g}/\text{m}^3$ 1,1,1-TCA).
- SV-103D: Concentrations observed at this location (560 $\mu\text{g}/\text{m}^3$ TCE, 9,000 $\mu\text{g}/\text{m}^3$ PCE, and 48 $\mu\text{g}/\text{m}^3$ 1,1,1-TCA) increased or remained constant in the Fourth Quarter 2019 relative to concentrations observed in the Third Quarter 2019. All concentrations remain below baseline concentrations observed in December 2009 (3,100 $\mu\text{g}/\text{m}^3$ TCE, 20,000 $\mu\text{g}/\text{m}^3$ PCE, and 3,000 $\mu\text{g}/\text{m}^3$ 1,1,1-TCA).
- SV-104I: Concentrations observed at this location (13 $\mu\text{g}/\text{m}^3$ TCE, 20 $\mu\text{g}/\text{m}^3$ PCE, and 1.2 J $\mu\text{g}/\text{m}^3$ 1,1,1-TCA) decreased in the Fourth Quarter 2019 relative to concentrations observed in the Third Quarter 2019. All concentrations remain below baseline concentrations observed in December 2009 (710 $\mu\text{g}/\text{m}^3$ TCE, 3,100 $\mu\text{g}/\text{m}^3$ PCE, and 730 $\mu\text{g}/\text{m}^3$ 1,1,1-TCA).
- SV-104D: Concentrations observed at this location (690 $\mu\text{g}/\text{m}^3$ TCE, 3,200 $\mu\text{g}/\text{m}^3$ PCE, and 360 $\mu\text{g}/\text{m}^3$ 1,1,1-TCA) decreased in the Fourth Quarter 2019 relative to concentrations observed in the Third Quarter 2019. All concentrations remain below baseline concentrations observed in December 2009 (4,600 $\mu\text{g}/\text{m}^3$ TCE, 20,000 $\mu\text{g}/\text{m}^3$ PCE, and 3,600 $\mu\text{g}/\text{m}^3$ 1,1,1-TCA).
- SV-105I: Concentrations observed at this location (41 $\mu\text{g}/\text{m}^3$ TCE, 15 $\mu\text{g}/\text{m}^3$ PCE, and 4.8 $\mu\text{g}/\text{m}^3$ 1,1,1-TCA) decreased in the Fourth Quarter 2019 relative to concentrations observed in the Third Quarter 2019. All concentrations remain below baseline concentrations observed in December 2009 (76 $\mu\text{g}/\text{m}^3$ TCE, 70 $\mu\text{g}/\text{m}^3$ PCE, 9.9 $\mu\text{g}/\text{m}^3$ 1,1,1-TCA).
- SV-105D: Concentrations observed at this location (180 $\mu\text{g}/\text{m}^3$ TCE, 100 $\mu\text{g}/\text{m}^3$ PCE, and 66 $\mu\text{g}/\text{m}^3$ 1,1,1-TCA) increased in the Fourth Quarter 2019 relative to concentrations observed in the Third Quarter 2019, with the exception of TCE which decreased in concentration. All concentrations remain below baseline concentrations observed in December 2009 (1,700 $\mu\text{g}/\text{m}^3$ TCE, 2,100 $\mu\text{g}/\text{m}^3$ PCE, and 550 $\mu\text{g}/\text{m}^3$ 1,1,1-TCA).
- SV-106I: Concentrations observed at this location (100 $\mu\text{g}/\text{m}^3$ TCE, 20 $\mu\text{g}/\text{m}^3$ PCE, and 34 $\mu\text{g}/\text{m}^3$ 1,1,1-TCA) varied in the Fourth Quarter 2019 relative to concentrations observed in the Third Quarter 2019; TCE decreased in concentration and 1,1,1-TCA increased in concentration, while

PCE remained consistent with the Third Quarter concentration. All concentrations are below baseline concentrations observed in December 2009 (1,900 $\mu\text{g}/\text{m}^3$ TCE, 390 $\mu\text{g}/\text{m}^3$ PCE, and 220 $\mu\text{g}/\text{m}^3$ 1,1,1-TCA).

- SV-106D: Concentrations observed at this location (290 $\mu\text{g}/\text{m}^3$ TCE, 35 $\mu\text{g}/\text{m}^3$ PCE, and 250 $\mu\text{g}/\text{m}^3$ 1,1,1-TCA) decreased in the Fourth Quarter 2019 relative to concentrations observed in the Third Quarter 2019, with exception of 1,1,1-TCA which increased in concentration. All concentrations are below baseline concentrations observed in December 2009 (3,400 $\mu\text{g}/\text{m}^3$ TCE, 720 $\mu\text{g}/\text{m}^3$ PCE, and 340 $\mu\text{g}/\text{m}^3$ 1,1,1-TCA).

4.0 CONCLUSIONS AND RECOMMENDATIONS

As stated previously, the intent of the Site 1 SVECS is to prevent further off-site migration of VOC contaminated soil vapor and to the extent practical, capture soil vapor with elevated TCE concentrations. Based on the presence of a vacuum field and the reduction of VOC concentrations to less than the screening values in the off-property area, the SVECS is functioning as designed. Influent vapor analytical data with concentrations of TCE above the project action level (greater than 250 µg/L) indicates that the SVECS should continue to be operated on a full-time basis to achieve continued capture of contaminated soil vapor. Monthly monitoring of the combined influent and effluent as well as quarterly monitoring of individual SVEWs should continue. Quarterly and annual monitoring of the SVPMs should also continue in order to ensure that a measurable vacuum field is being established and that the area is being effectively treated.

5.0 REFERENCES

New York State Department of Health (NYSDOH). 2006. *Guidance for Evaluating Soil Vapor Intrusion in the State of New York*. October.

Tetra Tech EC, Inc. (TtEC). 2010. *Final Operation & Maintenance Plan for Soil Vapor Extraction Containment System, Site 1, Former Drum Marshalling Yard at Naval Weapons Industrial Reserve Plant, Bethpage, New York*. June.

Tetra Tech NUS, Inc. (TtNUS). 2011. *Modification to Existing Soil Vapor Extraction Containment System at Site 1 – Former Drum Marshalling Area, Installation of Soil Vapor Extraction Wells SVE-107D to -111D, NWIRP Bethpage, Bethpage, New York*. September.

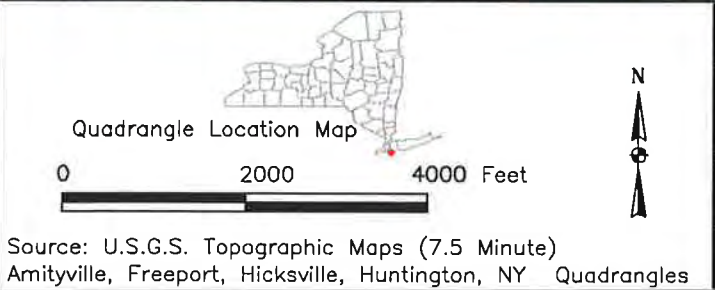
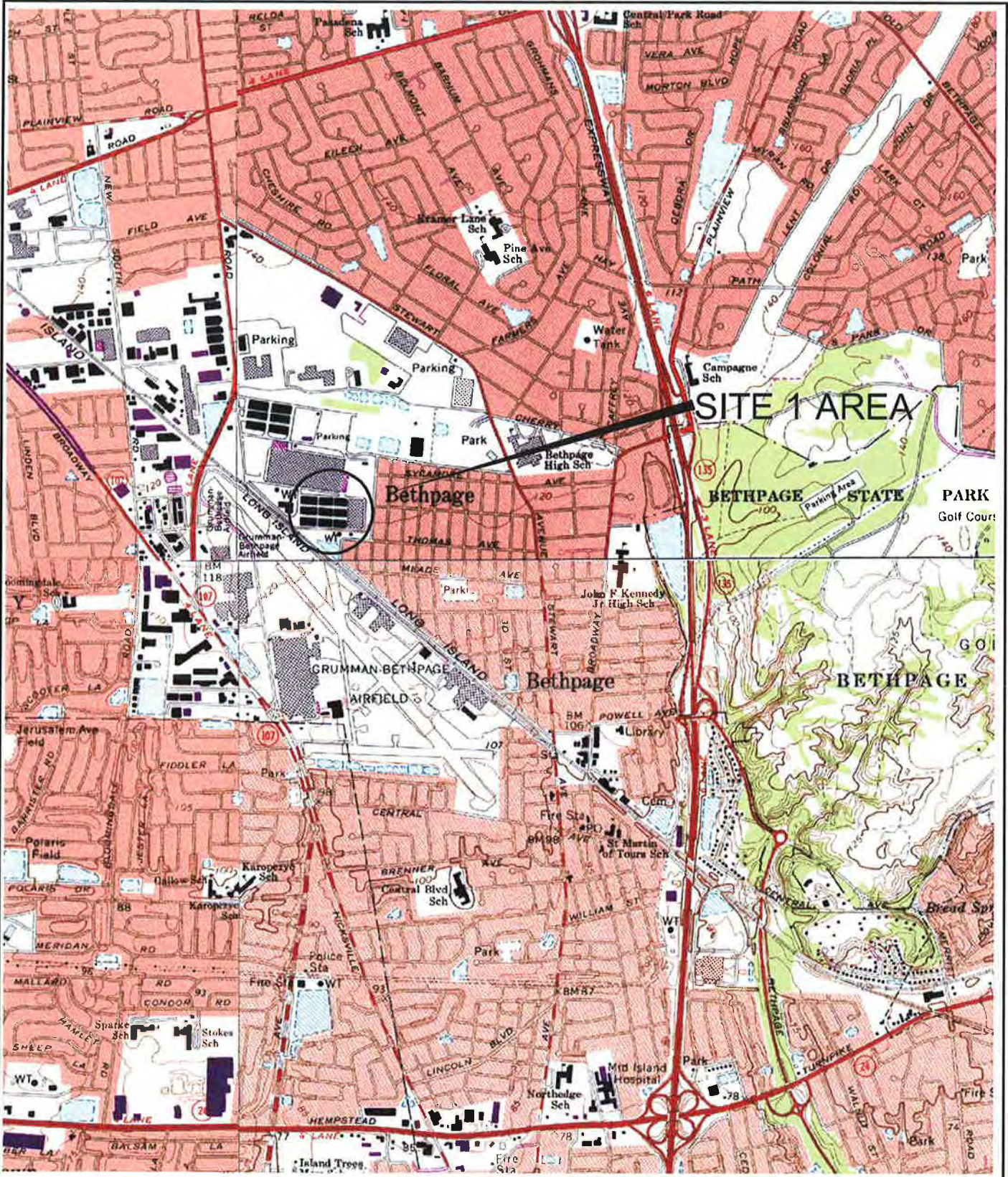
TtNUS. 2012. *Final Supplemental Offsite Soil Vapor Intrusion Monitoring Plan for the Soil Vapor Extraction Containment System, Site 1, Former Drum Marshalling Yard at Naval Weapons Industrial Reserve Plant, Bethpage, New York*. February.

KOMAN Government Solutions, LLC. (KGS). 2019. *Quarterly Operations Report, First Quarter 2019, Soil Vapor Extraction Containment System, Site 1, Former Drum Marshalling Yard, Naval Weapons Industrial Reserve Plant, Bethpage, New York*. May.

KGS. 2019. *Quarterly Operations Report, Second Quarter 2019, Soil Vapor Extraction Containment System, Site 1, Former Drum Marshalling Yard, Naval Weapons Industrial Reserve Plant, Bethpage, New York*. October.

KGS. 2019. *Quarterly Operations Report, Third Quarter 2019, Soil Vapor Extraction Containment System, Site 1, Former Drum Marshalling Yard, Naval Weapons Industrial Reserve Plant, Bethpage, New York*. December.

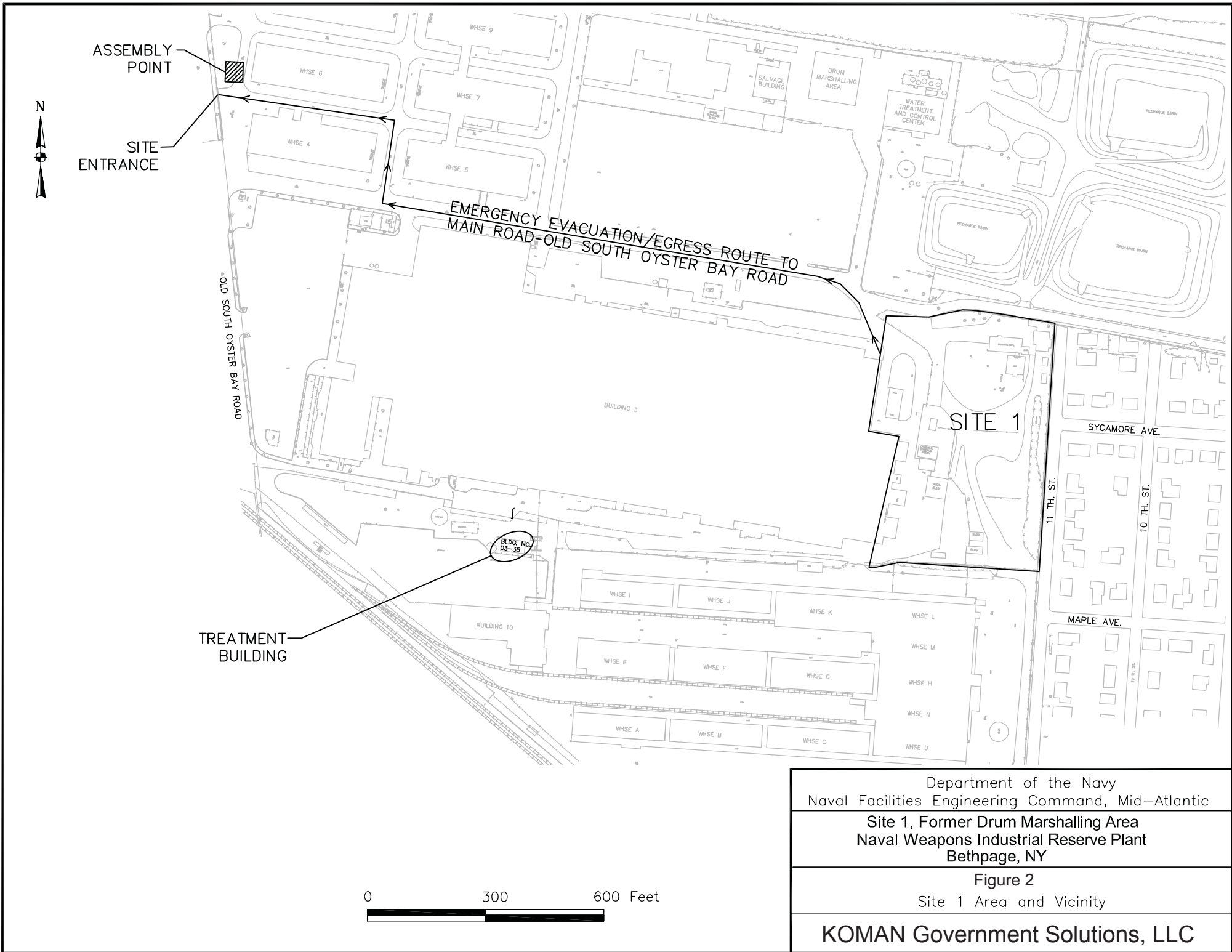
FIGURES



Department of the Navy
Naval Facilities Engineering Command, Mid-Atlantic
Site 1, Former Drum Marshalling Area
Naval Weapons Industrial Reserve Plant
Bethpage, NY

Figure 1: Site Location Map

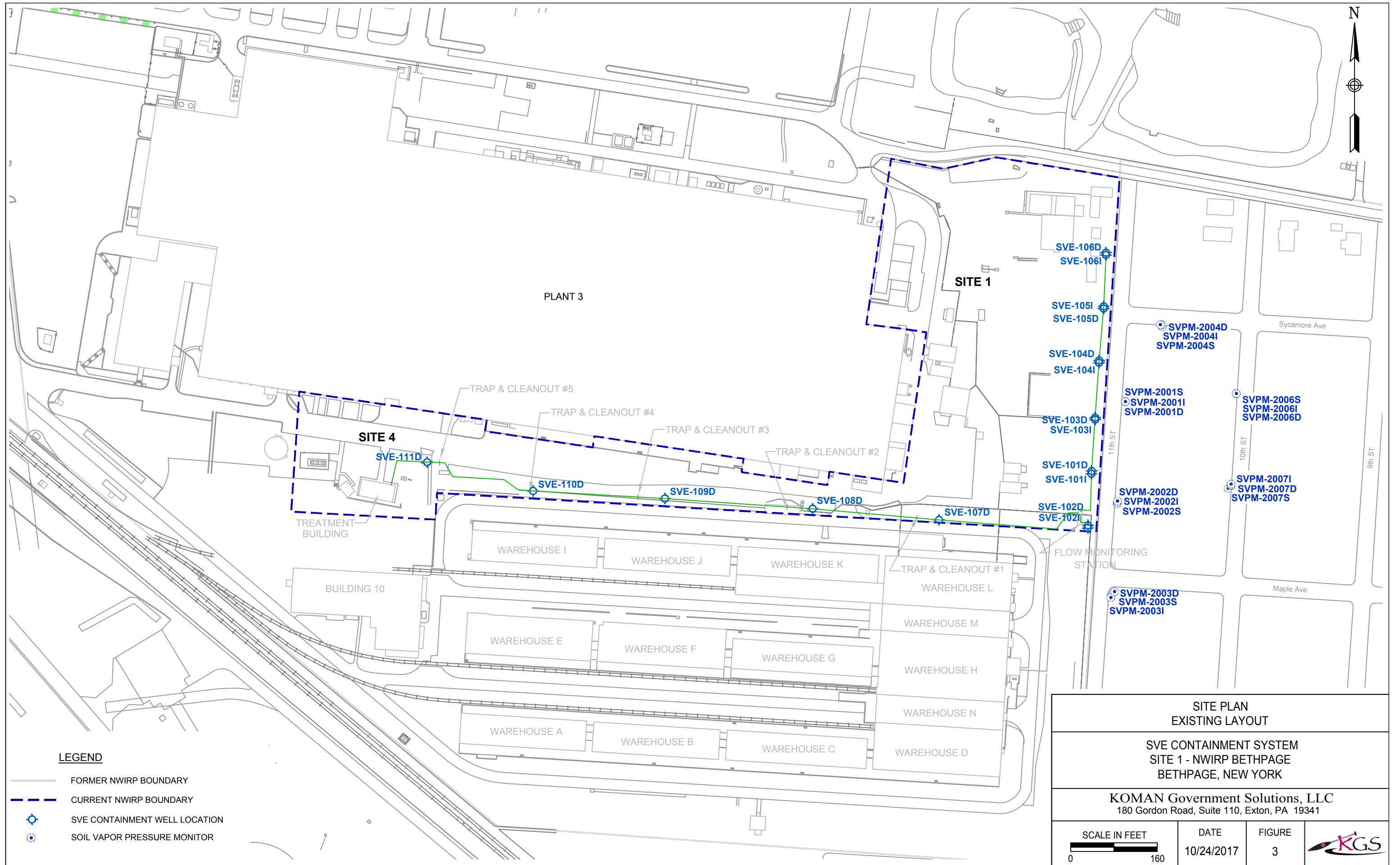
KOMAN Government Solutions, LLC

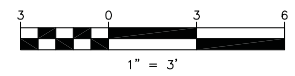
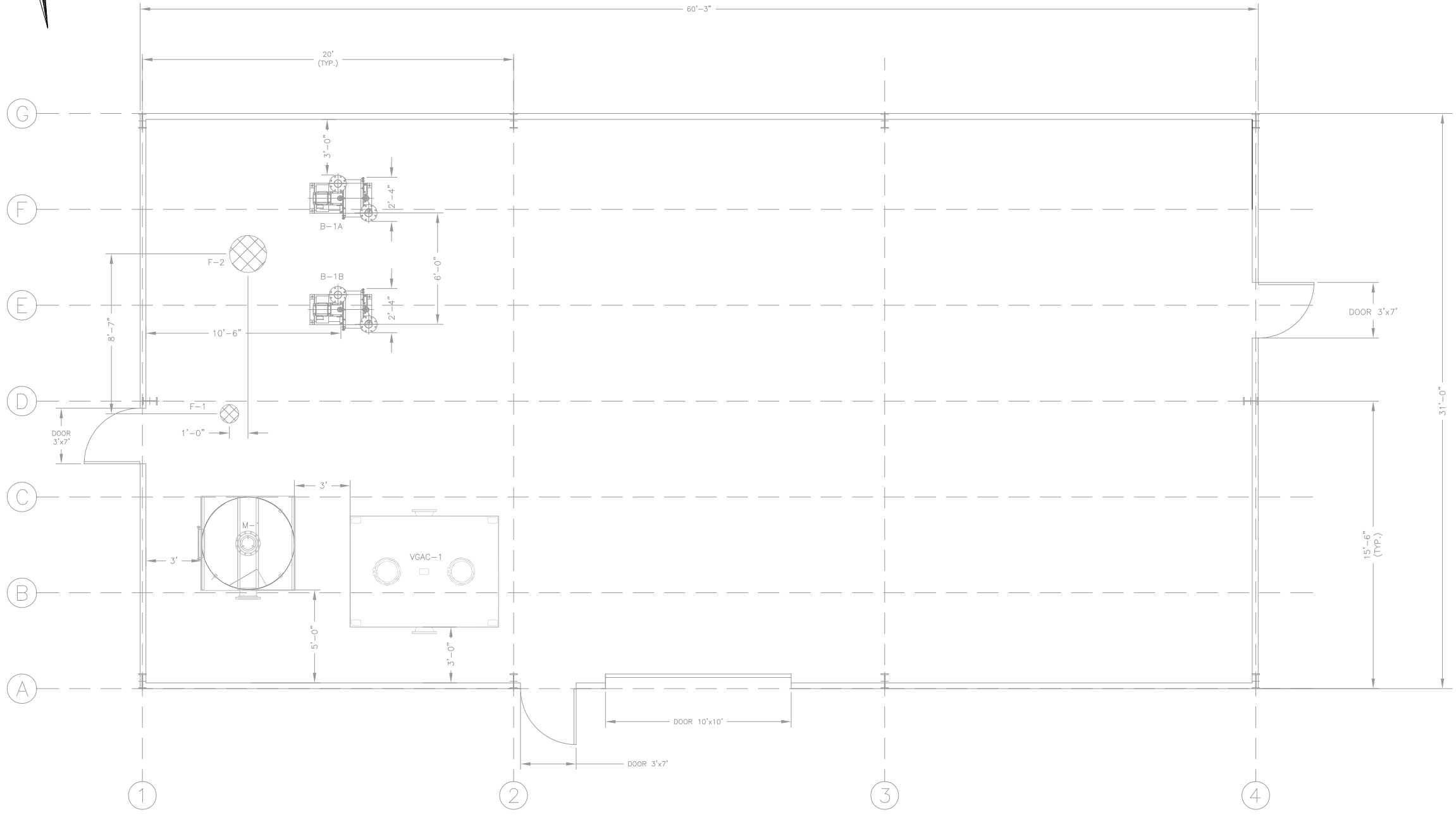


Department of the Navy
 Naval Facilities Engineering Command, Mid-Atlantic
 Site 1, Former Drum Marshalling Area
 Naval Weapons Industrial Reserve Plant
 Bethpage, NY

Figure 2
 Site 1 Area and Vicinity

KOMAN Government Solutions, LLC

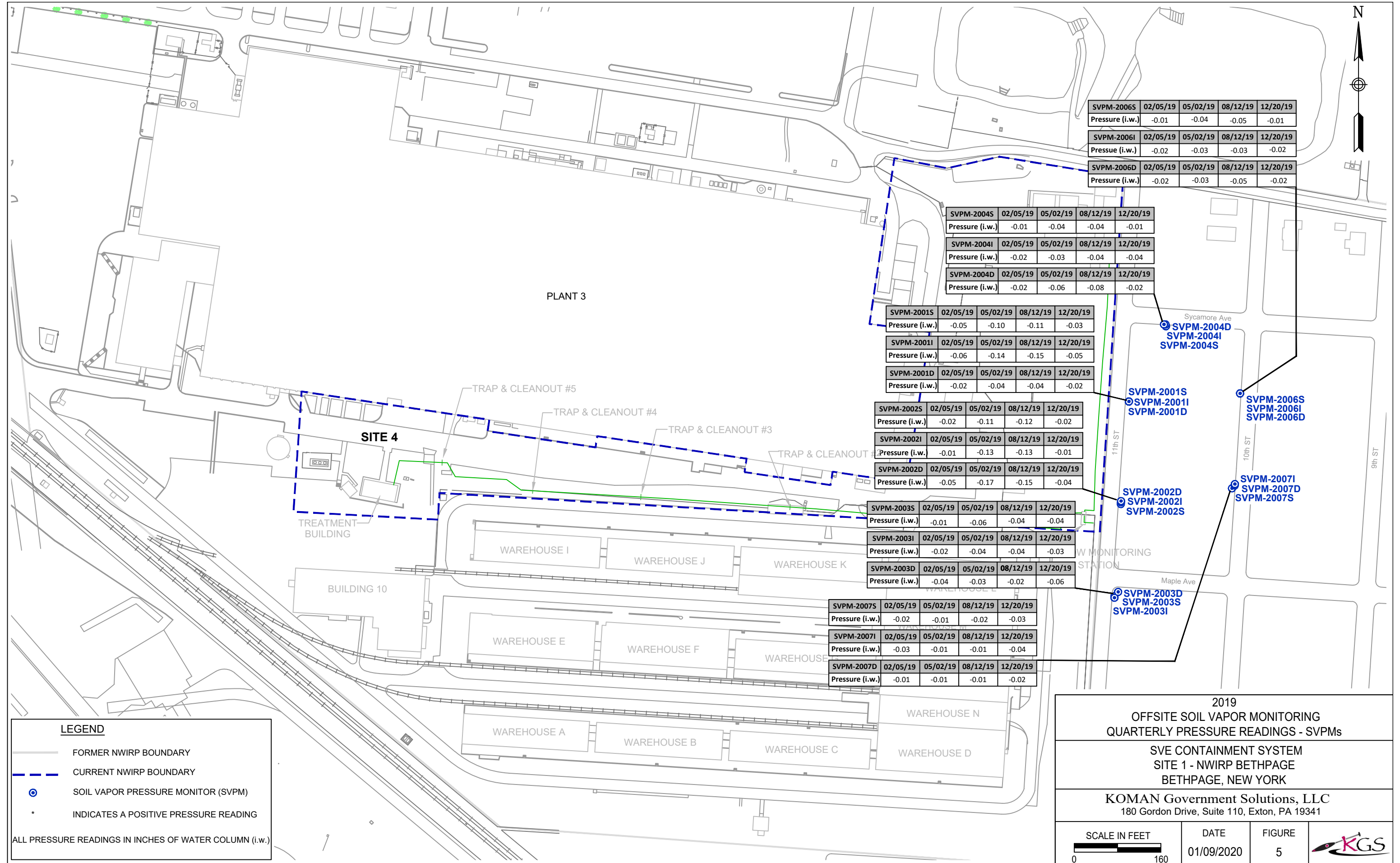




NOTES:
 1. ALL MAN DOORS AND OVERHEAD DOORS ARE EXISTING. MAN DOORS ARE APPROXIMATELY 7'X3'. OVERHEAD DOOR IS APPROXIMATELY 10'X10'.

PROCESS EQUIPMENT LIST		
ITEM NUMBER	NUMBER REQUIRED	NAME/DESCRIPTION
M-1	1	MOISTURE SEPARATOR -CONFIGURATION: VERTICAL, CYLINDRICAL -MATERIAL OF CONSTRUCTION: CARBON STEEL, EPOXY INTERIOR COATING, PAINT EXTERIOR COATING -CAPACITY: 400 GALLON CONDENSATE COLLECTION -DIMENSIONS: 5 FT DIA X 6 FEET HT, 718 GALLON
F-1	1	MAKE-UP AIR FILTER -CONFIGURATION: INTAKE FILTER/SILENCER COMBINATION HOUSING -MATERIAL OF CONSTRUCTION: CARBON STEEL, CORROSION RESISTANCE COATING -CAPACITY: 500 CFM AT 20 IW, 4 INCH FLANGED CONNECTION
F-2	1	BLOWER AIR FILTER -CONFIGURATION: INLINE VACUUM SERVICE FILTER -MATERIAL OF CONSTRUCTION: CARBON STEEL, CORROSION RESISTANCE COATING -CAPACITY: 1,200 CFM AT 35 IW, 10 INCH FLANGED CONNECTION
B-1A, B-1B	2	SOIL VAPOR EXTRACTION BLOWER -CONFIGURATION: HORIZONTAL CENTRIFUGAL -RATING: 600 CFM AT 40 IW -MOTOR: 7.5 HP, 480V, 3PH, 60HZ ODP
VGAC-1	1	VAPOR-PHASE GRANULAR ACTIVATED CARBON -CONFIGURATION: RECTANGULAR TANK -MATERIAL OF CONSTRUCTION: CARBON STEEL, EPOXY INTERIOR COATING, EPOXY EXTERIOR COATING -RATING: 1,600 CFM AT 3 IW, 2,000 CFM AT 6 IW -CAPACITY: 5,000 LBS CARBON -DIMENSIONS: 6' X 8' FOOTPRINT, 6' 8" HT

TETRA TECH ENGINEERING CORPORATION PC	
SUBMITTED BY: _____ (NAME) DATE: _____ (DATE) CHECKED BY: _____ (NAME) DATE: _____ (DATE) OFFICE IN CHARGE: _____ (NAME) APPROVED: _____ (NAME)	DTD: _____ (DATE) CH. DRS: _____ (NAME) DATE: _____ (DATE)
DEPARTMENT OF THE NAVY NAVAL FACILITIES ENGINEERING COMMAND, MID-ATLANTIC NAVAL WEAPONS INDUSTRIAL RESERVE PLANT BETHPAGE, NEW YORK SITE 1, FORMER DRUM MARSHALLING AREA SOIL VAPOR EXTRACTION CONTAINMENT SYSTEM LAYOUT PLAN	NAVAL FACILITIES ENGINEERING COMMAND MID-ATLANTIC BETHPAGE, NEW YORK SITE 1, FORMER DRUM MARSHALLING AREA SOIL VAPOR EXTRACTION CONTAINMENT SYSTEM LAYOUT PLAN EPM FOR COMMANDER, NAVFAC
THIS DRAWING PRODUCED ON AUTOCAD DO NOT REVISE MANUALLY THIS DOCUMENT IS THE PROPERTY OF NAVAL FACILITIES ENGINEERING COMMAND, PREPARED BY TETRA TECH ENGINEERING CORPORATION PC, AND IS PROVIDED UPON THE CONDITION THAT IT WILL NOT BE REPRODUCED, COPIED, OR ISSUED TO A THIRD PARTY, AND WILL BE USED SOLELY FOR THE ORIGINAL INTENDED PURPOSE AND SOLELY FOR THE EXECUTION OR REVIEW OF THE ENGINEERING CONSTRUCTION OF THE PROJECT. IT IS A VIOLATION OF THE NEW YORK STATE EDUCATION LAW, ARTICLE 145, FOR ANY PERSON, UNLESS UNDER THE DIRECTION OF A NEW YORK STATE LICENSED PROFESSIONAL ENGINEER, TO ALTER AN ITEM ON THIS DOCUMENT IN ANY WAY.	SAT TO: _____ DATE: _____ CODE I.D. NO.: _____ SCALE: AS SHOWN SPEC. NO.: _____ CONSTR. CONTR. NO.: N62473-10-D-3211 NAVFAC DRAWING NO.: Figure 4 SHEET OF: _____ DIS. SH. NO.: 1-3



SVPM-2006S	02/05/19	05/02/19	08/12/19	12/20/19
Pressure (i.w.)	-0.01	-0.04	-0.05	-0.01

SVPM-2006I	02/05/19	05/02/19	08/12/19	12/20/19
Pressure (i.w.)	-0.02	-0.03	-0.03	-0.02

SVPM-2006D	02/05/19	05/02/19	08/12/19	12/20/19
Pressure (i.w.)	-0.02	-0.03	-0.05	-0.02

SVPM-2004S	02/05/19	05/02/19	08/12/19	12/20/19
Pressure (i.w.)	-0.01	-0.04	-0.04	-0.01

SVPM-2004I	02/05/19	05/02/19	08/12/19	12/20/19
Pressure (i.w.)	-0.02	-0.03	-0.04	-0.04

SVPM-2004D	02/05/19	05/02/19	08/12/19	12/20/19
Pressure (i.w.)	-0.02	-0.06	-0.08	-0.02

SVPM-2001S	02/05/19	05/02/19	08/12/19	12/20/19
Pressure (i.w.)	-0.05	-0.10	-0.11	-0.03

SVPM-2001I	02/05/19	05/02/19	08/12/19	12/20/19
Pressure (i.w.)	-0.06	-0.14	-0.15	-0.05

SVPM-2001D	02/05/19	05/02/19	08/12/19	12/20/19
Pressure (i.w.)	-0.02	-0.04	-0.04	-0.02

SVPM-2002S	02/05/19	05/02/19	08/12/19	12/20/19
Pressure (i.w.)	-0.02	-0.11	-0.12	-0.02

SVPM-2002I	02/05/19	05/02/19	08/12/19	12/20/19
Pressure (i.w.)	-0.01	-0.13	-0.13	-0.01

SVPM-2002D	02/05/19	05/02/19	08/12/19	12/20/19
Pressure (i.w.)	-0.05	-0.17	-0.15	-0.04

SVPM-2003S	02/05/19	05/02/19	08/12/19	12/20/19
Pressure (i.w.)	-0.01	-0.06	-0.04	-0.04

SVPM-2003I	02/05/19	05/02/19	08/12/19	12/20/19
Pressure (i.w.)	-0.02	-0.04	-0.04	-0.03

SVPM-2003D	02/05/19	05/02/19	08/12/19	12/20/19
Pressure (i.w.)	-0.04	-0.03	-0.02	-0.06

SVPM-2007S	02/05/19	05/02/19	08/12/19	12/20/19
Pressure (i.w.)	-0.02	-0.01	-0.02	-0.03

SVPM-2007I	02/05/19	05/02/19	08/12/19	12/20/19
Pressure (i.w.)	-0.03	-0.01	-0.01	-0.04

SVPM-2007D	02/05/19	05/02/19	08/12/19	12/20/19
Pressure (i.w.)	-0.01	-0.01	-0.01	-0.02

- SVPM-2004D
- SVPM-2004I
- SVPM-2004S
- SVPM-2001S
- SVPM-2001I
- SVPM-2001D
- SVPM-2006S
- SVPM-2006I
- SVPM-2006D
- SVPM-2002D
- SVPM-2002I
- SVPM-2002S
- SVPM-2007I
- SVPM-2007D
- SVPM-2007S
- SVPM-2003D
- SVPM-2003I
- SVPM-2003S

LEGEND

- FORMER NWIRP BOUNDARY
- CURRENT NWIRP BOUNDARY
- SOIL VAPOR PRESSURE MONITOR (SVPM)
- INDICATES A POSITIVE PRESSURE READING

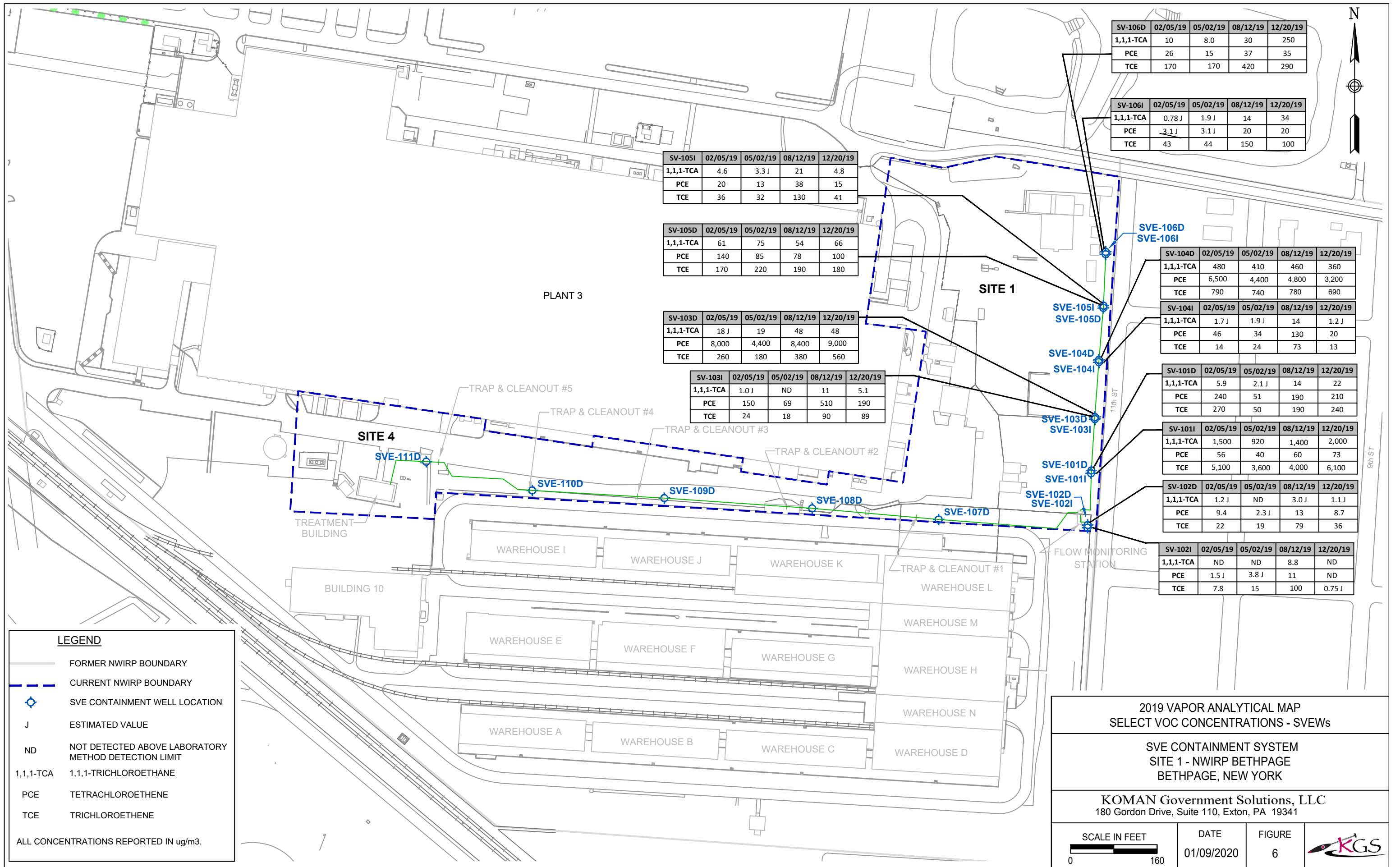
ALL PRESSURE READINGS IN INCHES OF WATER COLUMN (i.w.)

2019
OFFSITE SOIL VAPOR MONITORING
QUARTERLY PRESSURE READINGS - SVPMs

SVE CONTAINMENT SYSTEM
SITE 1 - NWIRP BETHPAGE
BETHPAGE, NEW YORK

KOMAN Government Solutions, LLC
180 Gordon Drive, Suite 110, Exton, PA 19341

SCALE IN FEET 	DATE 01/09/2020	FIGURE 5	
-------------------	--------------------	-------------	--



SV-106D	02/05/19	05/02/19	08/12/19	12/20/19
1,1,1-TCA	10	8.0	30	250
PCE	26	15	37	35
TCE	170	170	420	290

SV-106I	02/05/19	05/02/19	08/12/19	12/20/19
1,1,1-TCA	0.78 J	1.9 J	14	34
PCE	3.1 J	3.1 J	20	20
TCE	43	44	150	100

SV-105I	02/05/19	05/02/19	08/12/19	12/20/19
1,1,1-TCA	4.6	3.3 J	21	4.8
PCE	20	13	38	15
TCE	36	32	130	41

SV-105D	02/05/19	05/02/19	08/12/19	12/20/19
1,1,1-TCA	61	75	54	66
PCE	140	85	78	100
TCE	170	220	190	180

SV-103D	02/05/19	05/02/19	08/12/19	12/20/19
1,1,1-TCA	18 J	19	48	48
PCE	8,000	4,400	8,400	9,000
TCE	260	180	380	560

SV-103I	02/05/19	05/02/19	08/12/19	12/20/19
1,1,1-TCA	1.0 J	ND	11	5.1
PCE	150	69	510	190
TCE	24	18	90	89

SV-104D	02/05/19	05/02/19	08/12/19	12/20/19
1,1,1-TCA	480	410	460	360
PCE	6,500	4,400	4,800	3,200
TCE	790	740	780	690

SV-104I	02/05/19	05/02/19	08/12/19	12/20/19
1,1,1-TCA	1.7 J	1.9 J	14	1.2 J
PCE	46	34	130	20
TCE	14	24	73	13

SV-101D	02/05/19	05/02/19	08/12/19	12/20/19
1,1,1-TCA	5.9	2.1 J	14	22
PCE	240	51	190	210
TCE	270	50	190	240

SV-101I	02/05/19	05/02/19	08/12/19	12/20/19
1,1,1-TCA	1,500	920	1,400	2,000
PCE	56	40	60	73
TCE	5,100	3,600	4,000	6,100

SV-102D	02/05/19	05/02/19	08/12/19	12/20/19
1,1,1-TCA	1.2 J	ND	3.0 J	1.1 J
PCE	9.4	2.3 J	13	8.7
TCE	22	19	79	36

SV-102I	02/05/19	05/02/19	08/12/19	12/20/19
1,1,1-TCA	ND	ND	8.8	ND
PCE	1.5 J	3.8 J	11	ND
TCE	7.8	15	100	0.75 J

LEGEND

- FORMER NWIRP BOUNDARY
- - - CURRENT NWIRP BOUNDARY
- ⊕ SVE CONTAINMENT WELL LOCATION
- J ESTIMATED VALUE
- ND NOT DETECTED ABOVE LABORATORY METHOD DETECTION LIMIT
- 1,1,1-TCA 1,1,1-TRICHLOROETHANE
- PCE TETRACHLOROETHENE
- TCE TRICHLOROETHENE

ALL CONCENTRATIONS REPORTED IN ug/m³.

**2019 VAPOR ANALYTICAL MAP
SELECT VOC CONCENTRATIONS - SVEws**

**SVE CONTAINMENT SYSTEM
SITE 1 - NWIRP BETHPAGE
BETHPAGE, NEW YORK**

KOMAN Government Solutions, LLC
180 Gordon Drive, Suite 110, Exton, PA 19341



DATE
01/09/2020

FIGURE
6



TABLES

Table 1
Soil Vapor Extraction Containment System
Site 1, Former Drum Marshalling Yard
Naval Weapons Industrial Reserve Plant - Bethpage, NY
Vapor Monitoring Results
October 2019

Compound	Concentration (ug/m ³)				Emission Rate ^{(1),(2)}				Monthly Mass Recovery ⁽³⁾ (lbs)
					Prior to Treatment		Following Treatment		
	Influent #1	Influent #2	Average	Effluent	(lbs/hr)	(lbs/yr)	(lbs/hr)	(lbs/yr)	
1,1,1-Trichloroethane	220	210	215	100	0.0002	2.0165	0.0001	0.9379	0.1713
1,1-Dichloroethane	12	11.0	11.5	14	0.0000	0.1079	0.0000	0.1313	0.0092
1,1-Dichloroethene	0.0	0.0	0.0	3.1	0.0000	0.0000	0.0000	0.0291	0.0000
1,2-Dichloroethane	0.0	0.0	0.0	0.0	0.0000	0.0000	0.0000	0.0000	0.0000
cis-1,2-Dichloroethene	200	200	200	290	0.0002	1.8758	0.0003	2.7199	0.1593
Tetrachloroethene	750	750	750	0.0	0.0008	7.0341	0.0000	0.0000	0.5974
trans-1,2-Dichloroethene	2.5 J	2.9	2.7	3.8	0.0000	0.0253	0.0000	0.0356	0.0022
Trichloroethene	710	720	715	61	0.0008	6.7059	0.0001	0.5721	0.5695
Vinyl Chloride	0.0	0.0	0.0	0.0	0.0000	0.0000	0.0000	0.0000	0.0000
Total VOCs	1895	1894	1894	472	0.0020	17.7654	0.0005	4.4259	1.5088

Notes:

All samples were analyzed for site-specific VOCs by modified method TO-15.

Average Monthly Vapor Temp (°F) = 114
Average Monthly Flowrate (cfm) = 311
Average Monthly Flowrate (scfm) = 286
Operational Hours for the month = 744

(1) Emissions (lbs/hr) = Concentration (ug/m³)*(lb/454000000ug)*(0.3048^3m³/ft³)*exhaust flow (scfm)*(60min/hour)

(2) Emissions (lbs/yr) = Emissions (lbs/hour)*(8760hours/yr)

(3) Monthly Mass Removal = AVERAGE FLOWRATE (scfm) * 0.3048^3m³/ft³ * INF AVG CONC (ug/m³) * (lb/454000000ug) * 60 min/hr * OPERATIONAL TIME (hr)

Table 2
Soil Vapor Extraction Containment System
Site 1, Former Drum Marshalling Yard
Naval Weapons Industrial Reserve Plant - Bethpage, NY
Vapor Monitoring Results
November 2019

Compound	Concentration (ug/m ³)				Emission Rate ^{(1),(2)}				Monthly Mass Recovery ⁽³⁾ (lbs)
					Prior to Treatment		Following Treatment		
	Influent #1	Influent #2	Average	Effluent	(lbs/hr)	(lbs/yr)	(lbs/hr)	(lbs/yr)	
1,1,1-Trichloroethane	260	260	260	140	0.0003	2.5663	0.0002	1.3818	0.2109
1,1-Dichloroethane	10	11.0	10.5	15	0.0000	0.1036	0.0000	0.1481	0.0085
1,1-Dichloroethene	0.0	0.0	0.0	1.6 J	0.0000	0.0000	0.0000	0.0158	0.0000
1,2-Dichloroethane	0.0	0.0	0.0	0.0	0.0000	0.0000	0.0000	0.0000	0.0000
cis-1,2-Dichloroethene	160	170	165	300	0.0002	1.6286	0.0003	2.9611	0.1339
Tetrachloroethene	740	750	745	0.0	0.0008	7.3534	0.0000	0.0000	0.6044
trans-1,2-Dichloroethene	2.9 J	3.2	3.05	3.0 J	0.0000	0.0301	0.0000	0.0296	0.0025
Trichloroethene	790	790	790	76	0.0009	7.7976	0.0001	0.7501	0.6409
Vinyl Chloride	0.0	0.0	0.0	0.0	0.0000	0.0000	0.0000	0.0000	0.0000
Total VOCs	1963	1984	1974	536	0.0022	19.4796	0.0006	5.2866	1.6011

Notes:

All samples were analyzed for site-specific VOCs by modified method TO-15.

Average Monthly Vapor Temp (°F) = 103
Average Monthly Flowrate (cfm) = 321
Average Monthly Flowrate (scfm) = 301
Operational Hours for the month = 720

(1) Emissions (lbs/hr) = Concentration (ug/m³)*(lb/454000000ug)*(0.3048^3m³/ft³)*exhaust flow (scfm)*(60min/hour)

(2) Emissions (lbs/yr) = Emissions (lbs/hour)*(8760hours/yr)

(3) Monthly Mass Removal = AVERAGE FLOWRATE (scfm) * 0.3048^3m³/ft³ * INF AVG CONC (ug/m³) * (lb/454000000ug) * 60 min/hr * OPERATIONAL TIME (hr)

Table 3
Soil Vapor Extraction Containment System
Site 1, Former Drum Marshalling Yard
Naval Weapons Industrial Reserve Plant - Bethpage, NY
Vapor Monitoring Results
December 2019

Compound	Concentration (ug/m ³)				Emission Rate ^{(1),(2)}				Monthly Mass Recovery ⁽³⁾ (lbs)
	Influent #1	Influent #2	Average	Effluent	Prior to Treatment		Following Treatment		
					(lbs/hr)	(lbs/yr)	(lbs/hr)	(lbs/yr)	
1,1,1-Trichloroethane	270	280	275	67	0.0003	2.6421	0.0001	0.6437	0.2244
1,1-Dichloroethane	13	14.0	13.5	8	0.0000	0.1297	0.0000	0.0730	0.0110
1,1-Dichloroethene	1.4 J	2.0 J	1.7	2.7 J	0.0000	0.0163	0.0000	0.0259	0.0014
1,2-Dichloroethane	0.93 J	0.71 J	0.8	0.0	0.0000	0.0079	0.0000	0.0000	0.0007
cis-1,2-Dichloroethene	240	230	235	160	0.0003	2.2578	0.0002	1.5372	0.1918
Tetrachloroethene	1200	1200	1200	0.0	0.0013	11.5292	0.0000	0.0000	0.9792
trans-1,2-Dichloroethene	3.5	3.4	3.45	2.4 J	0.0000	0.0331	0.0000	0.0231	0.0028
Trichloroethene	840	870	855	45	0.0009	8.2146	0.0000	0.4323	0.6977
Vinyl Chloride	0.0	0.0	0.0	0.0	0.0000	0.0000	0.0000	0.0000	0.0000
Total VOCs	2569	2600	2584	285	0.0028	24.8308	0.0003	2.7353	2.1089

Notes:

All samples were analyzed for site-specific VOCs by modified method TO-15.

Average Monthly Vapor Temp (°F) = 101
Average Monthly Flowrate (cfm) = 311
Average Monthly Flowrate (scfm) = 293
Operational Hours for the month = 744

(1) Emissions (lbs/hr) = Concentration (ug/m³)*(lb/454000000ug)*(0.3048^3m³/ft³)*exhaust flow (scfm)*(60min/hour)

(2) Emissions (lbs/yr) = Emissions (lbs/hour)*(8760hours/yr)

(3) Monthly Mass Removal = AVERAGE FLOWRATE (scfm) * 0.3048^3m³/ft³ * INF AVG CONC (ug/m³) * (lb/454000000ug) * 60 min/hr * OPERATIONAL TIME (hr)

Table 4
Soil Vapor Extraction Containment System
Site 1, Former Drum Marshalling Yard
Naval Weapons Industrial Reserve Plant - Bethpage, NY
2019 Air Emission and Mass Recovery Summary

Month	1,1-DCA Effluent Emission Rate		1,1-DCE Effluent Emission Rate		cis-1,2-DCE Effluent Emission Rate		PCE Effluent Emission Rate		1,1,1-TCA Effluent Emission Rate		TCE Effluent Emission Rate		Total VOCs Effluent Emission Rate		Mass Recovery (Total VOCs)
	lb/hr	lb/mo	lb/hr	lb/mo	lb/hr	lb/mo	lb/hr	lb/mo	lb/hr	lb/mo	lb/hr	lb/mo	lb/hr	lb/mo	lb/mo
Jan-19	0.0000	0.0098	0.0000	0.0023	0.0002	0.1393	0.0000	0.0000	0.0001	0.0426	0.0000	0.0040	0.0003	0.1999	2.0577
Feb-19	0.0000	0.0066	0.0000	0.0015	0.0002	0.1162	0.0000	0.0000	0.0000	0.0327	0.0000	0.0000	0.0002	0.1588	1.2792
Mar-19	0.0000	0.0077	0.0000	0.0017	0.0002	0.1318	0.0000	0.0000	0.0000	0.0371	0.0000	0.0022	0.0002	0.1823	1.2357
Apr-19	0.0000	0.0046	0.0000	0.0008	0.0001	0.0857	0.0000	0.0000	0.0000	0.0218	0.0000	0.0018	0.0002	0.1147	1.1380
May-19	0.0000	0.0135	0.0000	0.0022	0.0003	0.2072	0.0000	0.0000	0.0001	0.0765	0.0000	0.0104	0.0004	0.3131	1.1408
Jun-19	0.0000	0.0130	0.0000	0.0022	0.0003	0.2366	0.0000	0.0000	0.0001	0.0679	0.0000	0.0122	0.0005	0.3349	1.0217
Jul-19	0.0000	0.0173	0.0000	0.0033	0.0004	0.2912	0.0000	0.0000	0.0001	0.0945	0.0000	0.0283	0.0006	0.4390	1.1287
Aug-19	0.0000	0.0165	0.0000	0.0041	0.0004	0.3213	0.0000	0.0000	0.0001	0.1019	0.0001	0.0392	0.0007	0.4876	1.1124
Sep-19	0.0000	0.0155	0.0000	0.0054	0.0004	0.2707	0.0000	0.0000	0.0001	0.1006	0.0001	0.0572	0.0006	0.4544	1.4453
Oct-19	0.0000	0.0112	0.0000	0.0025	0.0003	0.2310	0.0000	0.0000	0.0001	0.0797	0.0001	0.0486	0.0005	0.3759	1.5088
Nov-19	0.0000	0.0122	0.0000	0.0013	0.0003	0.2434	0.0000	0.0000	0.0002	0.1136	0.0001	0.0617	0.0006	0.4345	1.6011
Dec-19	0.0000	0.0062	0.0000	0.0022	0.0002	0.1306	0.0000	0.0000	0.0001	0.0547	0.0000	0.0367	0.0003	0.2323	2.1089

	<u>1,1-DCA</u>	<u>1,1-DCE</u>	<u>cis-1,2-DCE</u>	<u>PCE</u>	<u>1,1,1-TCA</u>	<u>TCE</u>	<u>Total VOCs</u>	
Discharge Goal (lb/hr) ⁽¹⁾	NA	NA	NA	0.04	225	0.02		
Discharge Goal (lb/yr) ⁽²⁾	NA	NA	NA	350	1,971,000	175	---	
2019 Totals (lb/yr)	0.13	0.03	2.41	0.00	0.82	0.30	3.73	16.78

Notes:

lb/hr = pounds per hour
 lb/mo = pounds per month
 lb/yr = pounds per year
 PCE = tetrachloroethene
 TCA = trichloroethane
 TCE = trichloroethene
 NA = Not Applicable

Emission Rate (per hr) = average flowrate (scfm) * (0.3048³)m³/ft³ * Eff conc (ug/m³) * (lb/454000000ug) * 60 min/hr * operational time (hrs)

Monthly Mass Recovery = average flowrate (scfm) * (0.3048³)m³/ft³ * Inf avg conc (ug/m³) * (lb/454000000ug) * 60 min/hr * operational time (hrs)

(1) Discharge Goal (lb/hr) as presented in the *Modification to Existing Soil Vapor Extraction Containment System at Site 1 - Former Drum Marshalling Area, Installation of Soil Vapor Extraction Wells SVE-107D to -11D, NWIRP Bethpage, Bethpage, NY* (Tetra Tech NUS, 2011) and approved via email by NYDEC on 6 October 2011.

(2) Discharge Goal (lb/yr) = Discharge Goal (lb/hr) x 8760 hr/yr.

Table 5
Soil Vapor Extraction Containment System
Site 1, Former Drum Marshalling Yard
Naval Weapons Industrial Reserve Plant - Bethpage, NY
Fourth Quarter 2019 Vapor Analytical Results Summary of SVE Wells

Sample ID	SVE 101I	SVE 101D	SVE 102I	SVE 102D	SVE 103I	SVE 103D	SVE 104I	SVE 104D	SVE 105I	SVE 105D	SVE 106I	SVE 106D
Sample Date	12/20/19	12/20/19	12/20/19	12/20/19	12/20/19	12/20/19	12/20/19	12/20/19	12/20/19	12/20/19	12/20/19	12/20/19
Analysis by TO-15 ($\mu\text{g}/\text{m}^3$)												
1,1,1-Trichloroethane	2,000	22	ND	1.1 J	5.1	48	1.2 J	360	4.8	66	34	250
1,1-Dichloroethane	34	4.9	ND	ND	2.7 J	12 J	ND	73	1.8 J	25	5.6	36
1,1-Dichloroethene	10 J	ND	ND	ND	ND	ND	ND	ND	ND	ND	ND	ND
1,2-Dichloroethane	7.3 J	ND	ND	ND	ND	ND	ND	ND	ND	ND	ND	ND
cis-1,2-Dichloroethene	4.4 J	13	ND	0.92 J	8.6	330	13	3,000	3.2	27	5.8	15
Tetrachloroethene	73	210	ND	8.7	190	9,000	20	3,200	15	100	20	35
trans-1,2-Dichloroethene	ND	ND	ND	ND	ND	ND	ND	45	ND	1.7 J	ND	ND
Trichloroethene	6,100	240	0.75 J	36	89	560	13	690	41	180	100	290
Vinyl Chloride	ND	ND	ND	ND	ND	ND	ND	ND	ND	ND	ND	0.52 J

Notes:

All samples were analyzed for site-specific VOCs by modified method TO-15.

$\mu\text{g}/\text{m}^3$ = micrograms per cubic meter

ND = Not detected above method detection limit

Table 6
Soil Vapor Extraction Containment System
Site 1, Former Drum Marshalling Yard
Naval Weapons Industrial Reserve Plant - Bethpage, NY
Quarterly Vapor Monitoring Results of SVE Wells
Through Fourth Quarter 2019

Sample ID	SVE 1011																					
	12/21/09	03/31/10	06/09/10	09/16/10	12/08/10	03/30/11	06/28/11	09/06/11	10/14/11	02/10/12	05/11/12	09/11/12	12/05/12	01/15/13	05/16/13	08/27/13	11/08/13	01/30/14	04/10/14	07/29/14	10/02/14	
Analysis by TO-15 (µg/m ³)																						
1,1,1-Trichloroethane	51000	3900	2600	450	850	300	1	0.7 J	0.7 J	1500	1500	3200	4400	3400	1900	2200	2900	2600	1200	1600	2500	
1,1-Dichloroethane	1200	65	34	14	31	5	0.8 J	0.4 J	0.4 J	28	28	61	76	62	35	36	57	50	22	29	51	
1,1-Dichloroethene	250	ND	ND	4	8	ND	0.7 J	0.4 J	0.5 J	7.6 J	10	ND	15 J	ND	12 J	8.9 J	16 J	11 J	7.9 J	6.2 J	21	
1,2-Dichloroethane	NR	30	ND	4	8	ND	0.9	0.5 J	0.5 J	6.9 J	6.4 J	11 J	14 J	12 J	10 J	8.6 J	9.2 J	7.5 J	4.4 J	9.2 J	12 J	
cis-1,2-Dichloroethene	480	59	ND	9	15	3	0.7 J	ND	0.4 J	7.1 J	7.4 J	20 J	22 J	14 J	6.2 J	11 J	22 J	12 J	4.2 J	8.8 J	24	
Tetrachloroethene	1700	410	260	36	63	10	1	ND	2	48	46	93	120	80	49	79	100	80	34	67	83	
trans-1,2-Dichloroethene	ND	ND	ND	ND	ND	ND	0.7 J	0.4 J	0.4 J	ND	ND	ND	ND	ND	ND	ND	ND	ND	ND	ND	ND	
Trichloroethene	180000	18000	14000	1200	2400	560	1	0.6 J	0.6 J	4200	4300	7200	12000	8100	5200	5400	8900	7100	3300	4400	6900	
Vinyl Chloride	ND	ND	ND	ND	ND	ND	0.5 J	0.3 J	0.3 J	ND	ND	ND	ND	ND	ND	ND	ND	ND	ND	ND	ND	

Sample Date	01/12/15	05/07/15	08/12/15	10/29/15	01/13/16	04/21/16	09/13/16	11/16/16	01/17/17	04/26/17	08/15/17	12/11/17	02/06/18	05/03/18	08/02/18	11/05/18	02/05/19	05/02/19	08/12/19	12/20/19	
Analysis by TO-15 (µg/m ³)																					
1,1,1-Trichloroethane	2000	720	520	2200	2700	3000	ND	ND	1100	1400	2700	4300	3600	950	1900	2500	1500	920	1400	2000	
1,1-Dichloroethane	39	15	10	42	45	38	ND	ND	17	22	47	59	43	16	25	35	22	15	21	34	
1,1-Dichloroethene	11 J	ND	ND	ND	ND	6.9 J	ND	ND	4.5 J	6.0 J	8.0 J	ND	8.2 J	ND	ND	ND	ND	ND	ND	10 J	
1,2-Dichloroethane	9.8 J	5.2 J	3.8	15	9.0 J	ND	ND	ND	3.1 J	4.2 J	7.0 J	11 J	8.6 J	4.5 J	10.0 J	ND	6.9	7.0 J	5.6 J	7.3 J	
cis-1,2-Dichloroethene	9.4 J	4.6 J	3.8	9.2 J	6.0 J	ND	ND	ND	ND	4.0 J	7.0 J	7.0 J	6.6 J	3.2 J	7.0 J	ND	ND	5.0 J	5.1 J	4.4 J	
Tetrachloroethene	54	31	31	74	83	82	ND	ND	29	41	87	130	100	42	74	91	56	40	60	73	
trans-1,2-Dichloroethene	ND	ND	ND	ND	ND	ND	ND	ND	ND	ND	ND	ND	ND	ND	ND	ND	ND	ND	ND	ND	
Trichloroethene	5300	2500	1600	7600	8200	7100	ND	ND	3400	4100	7600	13000	11000	3600	5300	7500	5100	3600	4000	6100	
Vinyl Chloride	ND	ND	ND	ND	ND	ND	ND	ND	ND	ND	ND	ND	ND	ND	ND	ND	ND	ND	ND	ND	ND

Notes:

µg/m³ = micrograms per cubic meter
 NR = Not Recorded
 NA = Data not available
 ND = Not detected above method
 detection limit

Table 6
Soil Vapor Extraction Containment System
Site 1, Former Drum Marshalling Yard
Naval Weapons Industrial Reserve Plant - Bethpage, NY
Quarterly Vapor Monitoring Results of SVE Wells
Through Fourth Quarter 2019

Sample ID	SVE 101D																					
	12/21/09	03/31/10	06/09/10	09/16/10	12/22/10	03/30/11	06/28/11	09/06/11	10/14/11	02/10/12	05/11/12	09/11/12	12/05/12	01/15/13	05/16/13	08/27/13	11/08/13	01/30/14	04/10/14	07/29/14	10/02/14	
Analysis by TO-15 (µg/m ³)																						
1,1,1-Trichloroethane	26000	130	53	ND	ND	ND	3	8	0.8 J	ND	3.1 J	9.9	11	ND	ND	5.6	16	14	12	20	19	
1,1-Dichloroethane	660	3.9	ND	ND	ND	ND	2	0.9 J	0.5 J	ND	ND	1.0 J	1.1 J	1.1 J	ND	ND	1.5 J	1.4 J	1.2 J	0.89 J	1.4 J	
1,1-Dichloroethene	180	2	ND	ND	ND	ND	ND	0.7 J	0.4 J	ND	ND	ND	ND	ND	ND	ND	1.0 J	0.75 J	ND	ND	ND	
1,2-Dichloroethane	NR	0.5	ND	ND	ND	ND	2	0.5 J	0.5 J	ND	ND	ND	ND	ND	ND	ND	ND	ND	ND	ND	ND	
cis-1,2-Dichloroethene	220	8.5	7.5	ND	3	ND	2	2	0.5 J	ND	ND	2.1 J	3.2	ND	ND	ND	3.0 J	4.5	3.5	1.5 J	4.1	
Tetrachloroethene	3200	1200	1200	ND	4	ND	26	210	2	ND	79	150	170	130	0.92 J	73	330	340	270	240	260	
trans-1,2-Dichloroethene	ND	ND	ND	ND	ND	ND	2	0.6 J	0.4 J	ND	ND	ND	ND	ND	ND	ND	ND	ND	ND	ND	ND	
Trichloroethene	100000	1600	310	3	1	ND	3	120	1 J	ND	200	400	350	120	ND	56	540	680	330	180	410	
Vinyl Chloride	ND	ND	ND	ND	ND	ND	1	0.4 J	0.3 J	ND	ND	ND	ND	ND	ND	ND	ND	ND	ND	ND	ND	

Sample Date	01/12/15	05/07/15	08/12/15	10/29/15	01/13/16	04/21/16	09/13/16	11/16/16	01/17/17	04/26/17	08/15/17	12/11/17	02/06/18	05/03/18	08/02/18	11/05/18	02/05/19	05/02/19	08/12/19	12/20/19	
Analysis by TO-15 (µg/m ³)																					
1,1,1-Trichloroethane	12	ND	22	22	27	22	ND	20	15	5.0	22	20	12	9.3	ND	9.8	5.9	2.1 J	14	22	
1,1-Dichloroethane	ND	ND	2.5 J	2.8 J	2.3 J	1.7 J	ND	3.1	2.2 J	0.85 J	3.0 J	2.3 J	2.4 J	1.8 J	ND	0.88 J	0.72 J	ND	ND	4.9	
1,1-Dichloroethene	ND	ND	ND	ND	ND	ND	ND	0.76 J	0.80 J	ND	ND	ND	0.60 J	ND	ND	ND	ND	ND	ND	ND	
1,2-Dichloroethane	ND	ND	ND	ND	ND	ND	ND	ND	ND	ND	ND	ND	ND	ND	ND	ND	ND	ND	ND	ND	
cis-1,2-Dichloroethene	2.3 J	ND	3.3	5.9	5.8	6.4	ND	31	21	3.9	14	12	19	4.4	ND	2.5 J	1.6 J	ND	ND	13	
Tetrachloroethene	200	1.0 J	230	250	310	220	ND	300	240	66	250	190	220	190	ND	210	240	51	190	210	
trans-1,2-Dichloroethene	ND	ND	ND	ND	ND	ND	ND	ND	ND	ND	ND	ND	ND	ND	ND	ND	ND	ND	ND	ND	
Trichloroethene	190	1.7 J	450	1000	2200	990	ND	970	760	260	1100	880	900	780	ND	700	270	50	190	240	
Vinyl Chloride	ND	ND	ND	ND	ND	ND	ND	ND	ND	ND	ND	ND	ND	ND	ND	ND	ND	ND	ND	ND	

Notes:

µg/m³ = micrograms per cubic meter
 NR = Not Recorded
 NA = Data not available
 ND = Not detected above method
 detection limit

Table 6
Soil Vapor Extraction Containment System
Site 1, Former Drum Marshalling Yard
Naval Weapons Industrial Reserve Plant - Bethpage, NY
Quarterly Vapor Monitoring Results of SVE Wells
Through Fourth Quarter 2019

Sample ID	SVE 1021																					
	12/21/09	03/31/10	06/09/10	09/16/10	12/22/10	03/30/11	06/28/11	09/06/11	10/14/11	02/10/12	05/11/12	09/11/12	12/05/12	01/15/13	05/16/13	08/27/13	11/08/13	02/05/14	04/10/14	07/29/14	10/02/14	
Analysis by TO-15 (µg/m ³)																						
1,1,1-Trichloroethane	ND	ND	13	3	ND	NA	2	3	2	ND	0.60 J	3.3 J	ND	ND	ND	1.6 J	ND	ND	0.95 J	10	4.0 J	
1,1-Dichloroethane	ND	ND	ND	ND	ND	NA	0.8 J	0.5 J	0.5 J	ND	ND	ND	ND	ND	ND	ND	ND	ND	ND	ND	ND	
1,1-Dichloroethene	ND	ND	ND	ND	ND	NA	0.7 J	0.4 J	0.4 J	ND	ND	ND	ND	ND	ND	ND	ND	ND	ND	ND	ND	
1,2-Dichloroethane	NR	ND	ND	ND	ND	NA	0.8	0.4 J	0.4 J	ND	ND	ND	ND	ND	ND	ND	ND	ND	ND	ND	ND	
cis-1,2-Dichloroethene	ND	ND	ND	ND	ND	NA	0.7 J	0.5 J	0.5 J	ND	ND	ND	ND	ND	ND	ND	ND	ND	ND	ND	ND	
Tetrachloroethene	2.4	1.4	17	6	NR	NA	3	6	6	ND	1.6 J	6.4	1.5 J	2.4 J	1.4 J	3.3 J	2.6 J	ND	ND	10	4.8 J	
trans-1,2-Dichloroethene	ND	ND	ND	ND	ND	NA	0.7 J	0.4 J	0.4 J	ND	ND	ND	ND	ND	ND	ND	ND	ND	ND	ND	ND	
Trichloroethene	5.6	3.8	300	88	3	NA	34	76	52	10	26	99	10	10	15	49	21	7.6	8.0	84	39	
Vinyl Chloride	ND	ND	ND	ND	ND	NA	0.5 J	0.4 J	0.3 J	ND	ND	ND	ND	ND	ND	ND	ND	ND	ND	ND	ND	

Sample Date	01/12/15	05/07/15	08/12/15	10/29/15	01/13/16	04/21/16	09/13/16	11/16/16	01/17/17	04/26/17	08/15/17	12/11/17	02/06/18	05/03/18	08/02/18	11/05/18	02/05/19	05/02/19	08/12/19	12/20/19	
Analysis by TO-15 (µg/m ³)																					
1,1,1-Trichloroethane	0.82 J	1.6 J	12	2.8 J	0.87 J	ND	1.3 J	1.2 J	0.54 J	ND	6.4	0.95 J	ND	ND	7.4	1.8 J	ND	ND	8.8	ND	
1,1-Dichloroethane	ND	ND	ND	ND	ND	ND	ND	ND	ND	ND	ND	ND	ND	ND	ND	ND	ND	ND	ND	ND	ND
1,1-Dichloroethene	ND	ND	ND	ND	ND	ND	ND	ND	ND	ND	ND	ND	ND	ND	ND	ND	ND	ND	ND	ND	ND
1,2-Dichloroethane	ND	ND	ND	ND	ND	ND	ND	ND	ND	ND	ND	ND	ND	ND	ND	ND	ND	ND	ND	ND	ND
cis-1,2-Dichloroethene	ND	ND	ND	ND	ND	ND	ND	ND	ND	ND	ND	ND	ND	ND	ND	ND	ND	ND	ND	ND	ND
Tetrachloroethene	1.5 J	2.5 J	13	6.6	2.4 J	ND	2.9 J	3.2 J	1.6 J	1.4 J	7.8	2.7 J	1.4 J	1.8 J	8.1	3.4 J	1.5 J	3.8 J	11	ND	
trans-1,2-Dichloroethene	ND	ND	ND	ND	ND	ND	ND	ND	ND	ND	ND	ND	ND	ND	ND	ND	ND	ND	ND	ND	ND
Trichloroethene	8.0	22	120	40	12	ND	21	24	8.4	12	74	15	7.9	14	72	24	7.8	15	100	0.75 J	
Vinyl Chloride	ND	ND	ND	ND	ND	ND	ND	ND	ND	ND	ND	ND	ND	ND	ND	ND	ND	ND	ND	ND	ND

Notes:

µg/m³ = micrograms per cubic meter
 NR = Not Recorded
 NA = Data not available
 ND = Not detected above method detection limit

Table 6
Soil Vapor Extraction Containment System
Site 1, Former Drum Marshalling Yard
Naval Weapons Industrial Reserve Plant - Bethpage, NY
Quarterly Vapor Monitoring Results of SVE Wells
Through Fourth Quarter 2019

Sample ID	SVE 102D																					
	12/21/09	03/31/10	06/09/10	09/16/10	12/08/10	03/30/11	06/28/11	09/06/11	10/14/11	02/10/12	05/11/12	09/11/12	12/05/12	01/15/13	05/16/13	08/27/13	11/08/13	01/30/14	04/24/14	07/29/14	10/02/14	
Analysis by TO-15 (µg/m ³)																						
1,1,1-Trichloroethane	130	53	14	7	2	2	6	4	5	1.4 J	1.2 J	3.9 J	ND	ND	ND	2.3 J	3.1 J	ND	1.6 J	4.5	5.1	
1,1-Dichloroethane	ND	2.7	ND	ND	ND	ND	1	0.6 J	0.7 J	ND	ND	0.51 J	0.95 J	ND	ND	ND	0.69 J	ND	0.44 J	ND	ND	
1,1-Dichloroethene	ND	ND	ND	ND	ND	ND	1	0.6 J	0.6 J	ND	ND	ND	ND	ND	ND	ND	ND	ND	ND	ND	ND	
1,2-Dichloroethane	NR	ND	ND	ND	ND	ND	0.9	0.5 J	0.5 J	ND	ND	ND	ND	ND	ND	ND	ND	ND	ND	ND	0.38 J	
cis-1,2-Dichloroethene	ND	1.4	ND	ND	0.9	ND	1	0.5 J	0.9	ND	ND	1.1 J	4.1	ND	ND	ND	3.4	ND	2.8 J	0.89 J	3.6	
Tetrachloroethene	10	31	31	19	3	9	25	23	39	5.9	6.5	24	25	0.96 J	1.4 J	14	28	2.6 J	9.6	16	20	
trans-1,2-Dichloroethene	ND	ND	ND	ND	ND	ND	1	0.5 J	0.5 J	ND	ND	ND	ND	ND	ND	ND	ND	ND	ND	ND	ND	
Trichloroethene	440	390	190	110	17	21	89	81	87	34	58	170	140	6.5	ND	88	160	3.9 J	39	79	92	
Vinyl Chloride	ND	ND	ND	ND	ND	ND	0.6	0.4 J	0.3 J	ND	ND	ND	ND	ND	ND	ND	ND	ND	ND	ND	ND	

Sample Date	01/12/15	05/07/15	08/12/15	10/29/15	01/13/16	04/21/16	09/13/16	11/16/16	01/17/17	04/26/17	08/15/17	12/11/17	02/06/18	05/03/18	08/02/18	11/05/18	02/05/19	05/02/19	08/12/19	12/20/19	
Analysis by TO-15 (µg/m ³)																					
1,1,1-Trichloroethane	2.6 J	ND	5.2	4.9	3.5 J	1.1 J	6.6	3.8 J	2.7 J	1.8 J	3.6 J	1.8 J	1.8 J	ND	2.4 J	2.2 J	1.2 J	ND	3.0 J	1.1 J	
1,1-Dichloroethane	ND	ND	ND	1.0 J	0.81 J	ND	0.93 J	0.95 J	0.8 J	0.50 J	ND	ND	ND	ND	ND	ND	ND	ND	ND	ND	
1,1-Dichloroethene	ND	ND	ND	ND	ND	ND	ND	ND	ND	ND	ND	ND	ND	ND	ND	ND	ND	ND	ND	ND	
1,2-Dichloroethane	ND	ND	ND	ND	ND	ND	ND	ND	0.75 J	ND	ND	ND	ND	ND	ND	ND	ND	ND	ND	ND	
cis-1,2-Dichloroethene	1.6 J	ND	4.2	9.3	8.9	4.4	13	10	5.2	2.6 J	2.2 J	1.3 J	1.8 J	ND	0.86 J	ND	2.3 J	ND	ND	0.92 J	
Tetrachloroethene	11	3.8 J	22	41	42	18	51	37	26	15	17	15	18	6.2	12	13	9.4	2.3 J	13	8.7	
trans-1,2-Dichloroethene	ND	ND	ND	ND	ND	ND	ND	ND	ND	ND	ND	ND	ND	ND	ND	ND	ND	ND	ND	ND	
Trichloroethene	36	20	160	180	120	38	150	74	44	48	80	43	61	15	50	54	22	19	79	36	
Vinyl Chloride	ND	ND	ND	ND	ND	ND	ND	ND	ND	ND	ND	ND	ND	ND	ND	ND	ND	ND	ND	ND	

Notes:

µg/m³ = micrograms per cubic meter
 NR = Not Recorded
 NA = Data not available
 ND = Not detected above method
 detection limit

Table 6
Soil Vapor Extraction Containment System
Site 1, Former Drum Marshalling Yard
Naval Weapons Industrial Reserve Plant - Bethpage, NY
Quarterly Vapor Monitoring Results of SVE Wells
Through Fourth Quarter 2019

Sample ID	SVE 1031																					
	12/21/09	03/31/10	06/09/10	09/16/10	12/08/10	03/30/11	06/28/11	09/06/11	10/14/11	02/10/12	05/11/12	09/11/12	12/05/12	01/15/13	05/16/13	08/27/13	11/08/13	01/30/14	04/10/14	07/29/14	10/02/14	
Analysis by TO-15 (µg/m ³)																						
1,1,1-Trichloroethane	900	ND	ND	ND	ND	ND	0.9 J	6	6	ND	1.6 J	9.2	ND	ND	1.4 J	4.7 J	2.8 J	0.92 J	ND	4.6	4.9	
1,1-Dichloroethane	26	ND	ND	ND	ND	ND	0.6 J	2	2	ND	0.75 J	1.5 J	0.77 J	ND	ND	1.5 J	1.3 J	ND	ND	0.89 J	2.0 J	
1,1-Dichloroethene	ND	ND	ND	ND	ND	ND	0.6 J	0.6 J	ND	ND	ND	ND	ND	ND	ND	ND	ND	ND	ND	ND	ND	
1,2-Dichloroethane	NR	ND	ND	ND	ND	ND	0.7 J	0.5 J	ND	ND	ND	ND	ND	ND	ND	ND	ND	ND	ND	ND	ND	
cis-1,2-Dichloroethene	58	ND	ND	1	ND	1	0.5 J	16	12	18	16	19	6.0	2.4 J	5.0	11	15	6.9	3.4	4.2	6.1	
Tetrachloroethene	580	ND	ND	ND	ND	2	1 J	420	590	140	200	430	120	40	78	220	200	97	40	150	130	
trans-1,2-Dichloroethene	580	ND	ND	ND	ND	ND	0.6 J	1	1	ND	ND	ND	ND	ND	ND	ND	0.85 J	ND	ND	ND	ND	
Trichloroethene	900	0.9	ND	ND	ND	ND	0.9 J	100	97	29	47	130	48	16	35	95	78	46	20	47	50	
Vinyl Chloride	ND	ND	ND	ND	ND	ND	0.4 J	0.4 J	0.3 J	ND	ND	ND	ND	ND	ND	ND	ND	ND	ND	ND	ND	

Sample Date	01/12/15	05/07/15	08/12/15	10/29/15	01/13/16	04/21/16	09/13/16	11/16/16	01/17/17	04/26/17	08/15/17	12/11/17	02/06/18	05/03/18	08/02/18	11/05/18	02/05/19	05/02/19	08/12/19	12/20/19	
Analysis by TO-15 (µg/m ³)																					
1,1,1-Trichloroethane	ND	1.3 J	6.6	3.6 J	1.2 J	0.76 J	6.0	2.2 J	0.73 J	ND	6.0	0.94 J	0.77 J	ND	5.8	2.4 J	1.0 J	ND	11	5.1	
1,1-Dichloroethane	ND	0.68 J	ND	1.4 J	ND	ND	1.9 J	1.1 J	ND	ND	1.8 J	ND	ND	ND	1.5 J	ND	ND	1.0 J	1.8 J	2.7 J	
1,1-Dichloroethene	ND	ND	ND	ND	ND	ND	ND	ND	ND	ND	ND	ND	ND	ND	ND	ND	ND	ND	ND	ND	
1,2-Dichloroethane	ND	ND	ND	ND	ND	ND	ND	ND	ND	ND	ND	ND	ND	ND	ND	ND	ND	ND	ND	ND	
cis-1,2-Dichloroethene	ND	11	9.3	7.3	13	2.7 J	5.2	2.2 J	1.8 J	1.3 J	5.8	0.75 J	1.4 J	1.6 J	3.4	2.9	3.4	2.3 J	5.6	8.6	
Tetrachloroethene	8.6	130	290	210	450	71	200	99	70	36	180	56	56	70	200	120	150	69	510	190	
trans-1,2-Dichloroethene	ND	ND	ND	ND	ND	ND	1.3 J	ND	ND	ND	ND	ND	ND	ND	1.2 J	ND	ND	ND	ND	ND	
Trichloroethene	4.9 J	37	92	74	70	17	67	34	20	9.9	63	21	19	17	54	36	24	18	90	89	
Vinyl Chloride	ND	ND	ND	ND	ND	ND	ND	ND	ND	ND	ND	ND	ND	ND	ND	ND	ND	ND	ND	ND	

Notes:

µg/m³ = micrograms per cubic meter
 NR = Not Recorded
 NA = Data not available
 ND = Not detected above method
 detection limit

Table 6
Soil Vapor Extraction Containment System
Site 1, Former Drum Marshalling Yard
Naval Weapons Industrial Reserve Plant - Bethpage, NY
Quarterly Vapor Monitoring Results of SVE Wells
Through Fourth Quarter 2019

Sample ID	SVE 103D																					
	12/21/09	03/31/10	06/09/10	09/16/10	12/08/10	03/30/11	06/28/11	09/06/11	10/14/11	02/10/12	05/11/12	09/11/12	12/05/12	01/15/13	05/16/13	08/27/13	11/08/13	01/30/14	04/10/14	07/29/14	10/02/14	
Analysis by TO-15 (µg/m ³)																						
1,1,1-Trichloroethane	3000	1100	230	ND	13	ND	2 J	20	31	7.4 J	6.9 J	22	190	ND	150	170	200	550	400	25	38	
1,1-Dichloroethane	82	69	ND	ND	2	2	1 J	4	9	1.6 J	1.5 J	1.9 J	10 J	ND	10	10 J	20 J	50	48	ND	7.8 J	
1,1-Dichloroethene	ND	ND	ND	ND	ND	ND	1 J	2	6 J	ND	ND	ND	ND	ND	ND	ND	ND	ND	ND	ND	ND	
1,2-Dichloroethane	NR	ND	ND	ND	ND	ND	1 J	1 J	6 J	ND	ND	ND	ND	ND	ND	ND	ND	ND	ND	ND	ND	
cis-1,2-Dichloroethene	420	1500	370	ND	92	ND	1 J	360	160	290	230	300	750	ND	550	700	2600	2100	1800	280	490	
Tetrachloroethene	20000	28000	16000	9	1500	ND	3	1600	6700	3800	3200	4700	4600	1.6 J	3300	4900	17000	15000	8600	6600	8900	
trans-1,2-Dichloroethene	ND	24	ND	ND	1	ND	1 J	3	7 J	ND	ND	ND	8.8 J	ND	5.7 J	8.8 J	18 J	32	18	ND	ND	
Trichloroethene	3100	1600	640	7	92	ND	2 J	290	240	180	200	480	440	6.0	360	660	2100	1400	900	530	680	
Vinyl Chloride	ND	5.9	ND	ND	2	ND	0.8 J	4	5 J	ND	ND	ND	ND	ND	1.9 J	ND	14 J	ND	2.6 J	ND	ND	

Sample Date	01/12/15	05/07/15	08/12/15	10/29/15	01/13/16	04/21/16	09/13/16	11/16/16	01/17/17	04/26/17	08/15/17	12/11/17	02/06/18	05/03/18	08/02/18	11/05/18	02/05/19	05/02/19	08/12/19	12/20/19	
Analysis by TO-15 (µg/m ³)																					
1,1,1-Trichloroethane	ND	310	26	30 J	ND	38	ND	16 J	11 J	23 J	22	8.2 J	63	47	35	33 J	18 J	19	48	48	
1,1-Dichloroethane	ND	24	ND	ND	ND	ND	ND	6.2 J	ND	4.3 J	ND	ND	4.5 J	ND	ND	ND	ND	2.7 J	ND	12 J	
1,1-Dichloroethene	ND	ND	ND	ND	ND	ND	ND	ND	ND	ND	ND	ND	ND	ND	ND	ND	ND	ND	ND	ND	
1,2-Dichloroethane	ND	ND	ND	ND	ND	ND	ND	ND	ND	ND	ND	ND	ND	ND	ND	ND	ND	ND	ND	ND	
cis-1,2-Dichloroethene	ND	930	310	530	ND	310	ND	340	210	250	180	130	320	210	190	340	200	160	140	330	
Tetrachloroethene	ND	5800	8900	17000	ND	7500	ND	12000	13000	7500	6800	9200	8000	7700	6900	12000	8000	4400	8400	9000	
trans-1,2-Dichloroethene	ND	17	ND	ND	ND	ND	ND	ND	ND	ND	ND	ND	ND	ND	ND	ND	ND	ND	ND	ND	
Trichloroethene	ND	580	640	1200	ND	300	ND	730	620	320	440	420	380	340	340	460	260	180	380	560	
Vinyl Chloride	ND	ND	ND	ND	ND	ND	ND	ND	ND	ND	ND	ND	ND	ND	ND	ND	ND	ND	ND	ND	

Notes:

µg/m³ = micrograms per cubic meter
 NR = Not Recorded
 NA = Data not available
 ND = Not detected above method
 detection limit

Table 6
Soil Vapor Extraction Containment System
Site 1, Former Drum Marshalling Yard
Naval Weapons Industrial Reserve Plant - Bethpage, NY
Quarterly Vapor Monitoring Results of SVE Wells
Through Fourth Quarter 2019

Sample ID	SVE 104I																					
Sample Date	12/21/09	03/31/10	06/09/10	09/16/10	12/08/10	03/30/11	06/28/11	09/06/11	10/14/11	02/10/12	05/11/12	09/11/12	12/05/12	01/15/13	05/16/13	08/27/13	11/08/13	01/30/14	04/24/14	07/29/14	10/02/14	
Analysis by TO-15 (µg/m ³)																						
1,1,1-Trichloroethane	730	4.2	ND	4	NR	NA	1 J	4	2	ND	ND	8.3	ND	ND	ND	3.1 J	2.6 J	ND	9.6	17	15	
1,1-Dichloroethane	24	0.54	ND	ND	ND	NA	1 J	0.6 J	0.5 J	ND	ND	ND	ND	ND	ND	ND	ND	ND	7.4	8.7	7.7	
1,1-Dichloroethene	ND	ND	ND	ND	ND	NA	1 J	ND	ND	ND	ND	ND	ND	ND	ND	ND	ND	ND	ND	ND	ND	
1,2-Dichloroethane	NR	ND	ND	ND	ND	NA	1 J	ND	ND	ND	ND	ND	ND	ND	ND	ND	ND	ND	ND	ND	ND	
cis-1,2-Dichloroethene	110	14	ND	2	0.8	NA	0.9 J	2	3	0.90 J	ND	5.0	ND	2.7 J	ND	3.3	5.3	ND	94	160	160	
Tetrachloroethene	3100	210	68	96	16	NA	2 J	54	33	12	ND	86	1.6 J	4.8 J	2.3 J	30	36	ND	69	210	190	
trans-1,2-Dichloroethene	15	ND	ND	ND	ND	NA	1 J	0.5 J	0.4 J	ND	ND	ND	ND	ND	ND	ND	ND	ND	ND	1.8 J	2.1 J	
Trichloroethene	710	44	60	72	12	NA	2 J	44	25	9.6	ND	73	ND	3.1 J	ND	30	31	ND	39	110	120	
Vinyl Chloride	ND	0.47	ND	ND	ND	NA	0.7 J	0.3 J	0.3 J	ND	ND	ND	ND	ND	ND	ND	ND	ND	ND	ND	ND	

Sample Date	01/12/15	05/07/15	08/12/15	10/29/15	01/13/16	04/21/16	09/13/16	11/16/16	01/17/17	04/26/17	08/15/17	12/11/17	02/06/18	05/03/18	08/02/18	11/05/18	02/05/19	05/02/19	08/12/19	12/20/19	
Analysis by TO-15 (µg/m ³)																					
1,1,1-Trichloroethane	7.0	1.5 J	8.3	4.0 J	4.6	0.48 J	6.9	6.5	ND	1.2 J	7.8	1.7 J	1.3 J	1.4 J	9.1	3.1 J	1.7 J	1.9 J	14	1.2 J	
1,1-Dichloroethane	6.6	ND	ND	ND	2.9 J	ND	ND	3.6	ND	ND	1.3 J	ND	ND	ND	1.4 J	ND	ND	ND	ND	ND	
1,1-Dichloroethene	ND	ND	ND	ND	ND	ND	ND	ND	ND	ND	ND	ND	ND	ND	ND	ND	ND	ND	ND	ND	
1,2-Dichloroethane	ND	ND	ND	ND	ND	ND	ND	ND	ND	ND	ND	ND	ND	ND	ND	ND	ND	ND	ND	ND	
cis-1,2-Dichloroethene	130	7.3	4.2	6.6	54	0.92 J	2.1 J	110	ND	4.1	31	6.7	4.6	12	27	20	18	17	28	13	
Tetrachloroethene	91	13	82	66	79	10	80	530	0.68 J	21	190	90	20	34	96	76	46	34	130	20	
trans-1,2-Dichloroethene	1.4 J	ND	ND	ND	ND	ND	ND	1.2 J	ND	ND	ND	ND	ND	ND	ND	ND	ND	ND	ND	ND	
Trichloroethene	43	17	85	54	35	7.6	83	110	ND	15	87	22	11	15	63	33	14	24	73	13	
Vinyl Chloride	ND	ND	ND	ND	ND	ND	ND	ND	ND	ND	ND	ND	ND	ND	ND	ND	ND	ND	ND	ND	

Notes:

µg/m³ = micrograms per cubic meter
 NR = Not Recorded
 NA = Data not available
 ND = Not detected above method
 detection limit

Table 6
Soil Vapor Extraction Containment System
Site 1, Former Drum Marshalling Yard
Naval Weapons Industrial Reserve Plant - Bethpage, NY
Quarterly Vapor Monitoring Results of SVE Wells
Through Fourth Quarter 2019

Sample ID	SVE 104D																					
	12/21/09	03/31/10	06/09/10	09/16/10	12/22/10	03/30/11	06/28/11	09/06/11	10/14/11	02/10/12	05/11/12	09/11/12	12/05/12	01/15/13	05/16/13	08/27/13	11/08/13	01/30/14	04/10/14	07/29/14	10/02/14	
Analysis by TO-15 (µg/m ³)																						
1,1,1-Trichloroethane	3600	3000	860	ND	270	ND	370	620	440	520	580	620	920	820	0.89 J	500	600	340	84	930	880	
1,1-Dichloroethane	290	350	140	ND	66	ND	56	110	77	87	95	100	190	160	ND	95	130	56	22	120	130	
1,1-Dichloroethene	ND	ND	ND	ND	ND	ND	3	7 J	7 J	3.0 J	5.0 J	ND	11 J	ND	ND	ND	ND	4.3 J	1.0 J	ND	ND	
1,2-Dichloroethane	NR	ND	ND	ND	ND	ND	1 J	5 J	5 J	ND	ND	ND	ND	ND	ND	ND	ND	ND	ND	ND	ND	
cis-1,2-Dichloroethene	2400	6600	3500	ND	1200	ND	1000	3600	2100	2200	2800 J	2200	4200	3700	8.6	2000	3200	1600	460	3300	4400	
Tetrachloroethene	20000	39000	21000	ND	2400	ND	1400	5800	6300	3800	4300	4600	4500	4200	69	2600	3900	2500	780	8200	8000	
trans-1,2-Dichloroethene	130	70	30	ND	13	ND	14	25	22	26	31	27	55	40	ND	24	40	15	3.5	34	53	
Trichloroethene	4600	6000	2400	ND	470	ND	420	1600	1300	1400	1400	1700	2300	2100	14	1200	1600	1100	430	2000	2100	
Vinyl Chloride	ND	12	ND	ND	ND	ND	2	5	5 J	ND	ND	ND	ND	ND	ND	ND	ND	ND	ND	ND	ND	

Sample Date	01/12/15	05/07/15	08/12/15	10/29/15	01/13/16	04/21/16	09/13/16	11/16/16	01/17/17	04/26/17	08/15/17	12/11/17	02/06/18	05/03/18	08/02/18	11/05/18	02/05/19	05/02/19	08/12/19	12/20/19	
Analysis by TO-15 (µg/m ³)																					
1,1,1-Trichloroethane	1.7 J	350	480	790	760	460	460	710	88	260	390	290	440	520	510	100	480	410	460	360	
1,1-Dichloroethane	ND	72	77	120	91	54	73	110	11	31	60	44	67	57	59	15	54	50	47	73	
1,1-Dichloroethene	ND	ND	ND	ND	ND	ND	ND	7.6 J	1.2 J	2.9 J	3.0 J	ND	ND	ND	ND	ND	ND	ND	ND	ND	
1,2-Dichloroethane	ND	ND	ND	ND	ND	ND	ND	ND	ND	ND	ND	ND	ND	ND	ND	ND	ND	ND	ND	ND	
cis-1,2-Dichloroethene	21	1500	2500	3600	3200	1900	2400	3800	400	1000	2200	1600	2500	2200	2300	700	2500	1900	1800	3000	
Tetrachloroethene	120	2200	5100	10000	7700	4500	9400	15000	1400	3000	5900	7600	6000	6500	6800	1500	6500	4400	4800	3200	
trans-1,2-Dichloroethene	ND	18	39	49	38	30	38	67	6.5	16	30	22	37	39	37	9.3	43	36	30	45	
Trichloroethene	19	1100	1200	2200	1600	750	1400	2200	290	600	980	860	1100	870	870	210	790	740	780	690	
Vinyl Chloride	ND	ND	ND	ND	ND	ND	ND	ND	ND	ND	ND	ND	ND	ND	ND	ND	ND	ND	ND	ND	

Notes:

µg/m³ = micrograms per cubic meter
 NR = Not Recorded
 NA = Data not available
 ND = Not detected above method detection limit

Table 6
Soil Vapor Extraction Containment System
Site 1, Former Drum Marshalling Yard
Naval Weapons Industrial Reserve Plant - Bethpage, NY
Quarterly Vapor Monitoring Results of SVE Wells
Through Fourth Quarter 2019

Sample ID	SVE 1051																					
	12/21/09	03/31/10	06/09/10	09/16/10	12/08/10	03/30/11	06/28/11	09/06/11	10/14/11	02/10/12	05/11/12	09/11/12	12/05/12	01/15/13	05/16/13	08/27/13	11/08/13	01/30/14	04/10/14	07/29/14	10/02/14	
Analysis by TO-15 (µg/m ³)																						
1,1,1-Trichloroethane	9.9	11	29	ND	24	1	1 J	21	31	11	13	26	22	22	11	24	18	32	26	17	20	
1,1-Dichloroethane	ND	5.7	13	ND	6	ND	0.6 J	5	7	4.2	5.6	5.6	10	12	8.8	8.0	7.4	24	6.8	7.0	8.2	
1,1-Dichloroethene	ND	ND	ND	ND	ND	ND	0.6 J	0.6 J	0.5 J	ND	ND	ND	ND	ND	ND	ND	ND	ND	ND	ND	ND	
1,2-Dichloroethane	NR	ND	ND	ND	ND	ND	0.7 J	0.6 J	0.5 J	ND	ND	ND	ND	ND	ND	ND	ND	ND	ND	ND	ND	
cis-1,2-Dichloroethene	ND	6.6	20	ND	ND	ND	1	10	16	8.1	9.7	13	16	13	14	14	7.4	17	6.2	9.5	12	
Tetrachloroethene	70	9.1	240	ND	55	5	2	95	100	31	43	100	77	66	38	91	57	77	48	73	85	
trans-1,2-Dichloroethene	ND	ND	1.6	ND	ND	ND	0.5 J	1	1	ND	ND	1.5 J	ND	ND	ND	ND	1.0 J	1.6 J	ND	ND	2.8 J	
Trichloroethene	76	6.3	370	ND	120	7	1	170	200	110	140	260	180	160	94	220	140	180	190	140	200	
Vinyl Chloride	ND	ND	ND	ND	ND	ND	0.4 J	0.4 J	0.3 J	ND	ND	ND	ND	ND	ND	ND	ND	ND	ND	ND	ND	

Sample Date	01/12/15	05/07/15	08/12/15	10/29/15	01/13/16	04/21/16	09/13/16	11/16/16	01/17/17	04/26/17	08/15/17	12/11/17	02/06/18	05/03/18	08/02/18	11/05/18	02/05/19	05/02/19	08/12/19	12/20/19	
Analysis by TO-15 (µg/m ³)																					
1,1,1-Trichloroethane	20	25	29	30	12	5.0	16	11	5.6	4.8	13	5.6	4.9	3.5 J	8.7	10	4.6	3.3 J	21	4.8	
1,1-Dichloroethane	8.6	22	15	28	17	1.5 J	2.8	3.4	2.2 J	2.7 J	2.1 J	0.98 J	3.5	0.99 J	1.2 J	1.6 J	1.3 J	4.8	3.4	1.8 J	
1,1-Dichloroethene	ND	ND	ND	ND	ND	ND	ND	ND	ND	ND	ND	ND	ND	ND	ND	ND	ND	ND	ND	ND	
1,2-Dichloroethane	ND	ND	ND	ND	ND	ND	ND	ND	ND	ND	ND	ND	ND	ND	1.6 J	ND	ND	ND	ND	ND	
cis-1,2-Dichloroethene	7.5	31	28	23	17	1.8 J	7.9	5.0	2.6 J	4.2	5.1	1.9 J	5.0	2.5 J	1.9 J	3.7	2.1 J	7.5	6.2	3.2	
Tetrachloroethene	51	43	87	66	44	27	64	46	26	17	50	27	21	17	23	46	20	13	38	15	
trans-1,2-Dichloroethene	ND	ND	ND	2.3 J	ND	ND	0.83 J	ND	ND	ND	ND	ND	ND	ND	ND	ND	ND	ND	ND	ND	
Trichloroethene	130	160	290	240	84	39	250	160	50	38	140	58	40	30	60	110	36	32	130	41	
Vinyl Chloride	ND	ND	ND	ND	ND	ND	ND	ND	ND	ND	ND	ND	ND	ND	ND	ND	ND	ND	ND	ND	

Notes:

µg/m³ = micrograms per cubic meter
 NR = Not Recorded
 NA = Data not available
 ND = Not detected above method
 detection limit

Table 6
Soil Vapor Extraction Containment System
Site 1, Former Drum Marshalling Yard
Naval Weapons Industrial Reserve Plant - Bethpage, NY
Quarterly Vapor Monitoring Results of SVE Wells
Through Fourth Quarter 2019

Sample ID	SVE 105D																					
	12/21/09	03/31/10	06/09/10	09/16/10	12/08/10	03/30/11	06/28/11	09/06/11	12/02/11	02/10/12	05/11/12	09/11/12	12/05/12	01/15/13	05/16/13	08/27/13	11/08/13	01/30/14	04/10/14	07/29/14	10/02/14	
Analysis by TO-15 (µg/m ³)																						
1,1,1-Trichloroethane	550	47	320	1000	590	ND	1 J	490	930	350	320	270	380	430	160	110	120	190	ND	92	79	
1,1-Dichloroethane	300	28	270	250	ND	ND	0.6 J	74	150	69	78	72	110	110	46	45	70	46	ND	36	28	
1,1-Dichloroethene	3.9	ND	ND	2	4	4	0.6 J	6 J	ND	ND	ND	ND	ND	ND	ND	ND	1.5 J	ND	ND	ND	ND	
1,2-Dichloroethane	NR	ND	ND	ND	ND	ND	4	5 J	ND	ND	ND	ND	ND	ND	ND	ND	ND	ND	ND	ND	ND	
cis-1,2-Dichloroethene	61	36	85	300	ND	ND	0.7 J	150	380	190	220	150	210	200	73	76	85	46	ND	50	36	
Tetrachloroethene	2100	1.1	650	270	420	ND	2	240	330	140	220	270	350	330	100	140	260	300	ND	140	120	
trans-1,2-Dichloroethene	19	1.1	3.1	3	ND	ND	0.6 J	7 J	3 J	ND	ND	ND	ND	ND	1.4 J	2.4 J	3.6	1.3 J	ND	1.3 J	1.9 J	
Trichloroethene	1700	68	200	1100	1400	1	2	3000	7000	3600	4500	2200	3800	3800	1400	900	1200	1900	8.5	650	520	
Vinyl Chloride	ND	ND	ND	ND	ND	ND	0.4 J	4 J	ND	ND	ND	ND	ND	ND	ND	ND	ND	ND	ND	ND	ND	

Sample Date	01/12/15	05/07/15	08/12/15	10/29/15	01/13/16	04/21/16	09/13/16	11/16/16	01/17/17	04/26/17	08/15/17	12/11/17	02/06/18	05/03/18	08/02/18	11/05/18	02/05/19	05/02/19	08/12/19	12/20/19	
Analysis by TO-15 (µg/m ³)																					
1,1,1-Trichloroethane	4.3 J	16	35	52	62	68	47	29	23	38	33	24	28	13	ND	27	61	75	54	66	
1,1-Dichloroethane	ND	4.7	12	30	21	15	22	23	19	21	12	14	12	12	ND	14	16	22	20	25	
1,1-Dichloroethene	ND	ND	ND	ND	ND	ND	ND	ND	ND	ND	2.7 J	ND	ND	ND	ND	ND	ND	ND	ND	ND	
1,2-Dichloroethane	ND	ND	ND	ND	ND	ND	ND	ND	ND	ND	ND	ND	ND	ND	ND	ND	ND	ND	ND	ND	
cis-1,2-Dichloroethene	ND	3.6	16	22	18	26	31	19	19	32	20	13	17	22	ND	18	24	32	36	27	
Tetrachloroethene	2.1 J	18	76	130	140	130	150	110	69	70	120	130	97	48	ND	140	140	85	78	100	
trans-1,2-Dichloroethene	ND	ND	ND	ND	ND	ND	1.8 J	2.0 J	1.2 J	1.6 J	ND	ND	ND	ND	ND	0.88 J	0.92 J	ND	ND	1.7 J	
Trichloroethene	15	75	250	400	410	350	360	210	140	200	310	170	160	57	ND	140	170	220	190	180	
Vinyl Chloride	ND	ND	ND	ND	ND	ND	ND	ND	ND	ND	ND	ND	ND	ND	ND	ND	ND	ND	ND	ND	

Notes:
µg/m³ = micrograms per cubic meter
NR = Not Recorded
NA = Data not available
ND = Not detected above method
detection limit

Table 6
Soil Vapor Extraction Containment System
Site 1, Former Drum Marshalling Yard
Naval Weapons Industrial Reserve Plant - Bethpage, NY
Quarterly Vapor Monitoring Results of SVE Wells
Through Fourth Quarter 2019

Sample ID	SVE 1061																					
	12/21/09	03/31/10	06/09/10	09/16/10	12/08/10	03/30/11	06/28/11	09/06/11	10/14/11	02/10/12	05/11/12	09/11/12	12/05/12	01/15/13	05/16/13	08/27/13	11/08/13	01/30/14	04/10/14	07/29/14	10/02/14	
Analysis by TO-15 (µg/m ³)																						
1,1,1-Trichloroethane	220	8.6	ND	4	ND	NA	6	3	7	1.0 J	2.2 J	11	ND	ND	ND	ND	18	1.4 J	3.8 J	8.9	2.2 J	
1,1-Dichloroethane	120	ND	ND	1	ND	NA	1	0.5 J	1	0.62 J	0.70 J	1.6 J	2.5 J	1.9 J	ND	ND	3.8	ND	17	3.9	1.1 J	
1,1-Dichloroethene	ND	ND	ND	ND	ND	NA	0.6 J	2	0.6 J	ND	ND	ND	ND	ND	ND	ND	ND	ND	ND	ND	ND	
1,2-Dichloroethane	NR	ND	ND	0.8	ND	NA	0.6 J	0.5 J	0.6 J	ND	ND	ND	ND	ND	ND	ND	ND	ND	ND	ND	ND	
cis-1,2-Dichloroethene	46	ND	ND	4	ND	NA	6	0.5 J	4	1.6 J	2.3 J	7.5	5.4	3.7	ND	ND	8.3	ND	23	11	3.1 J	
Tetrachloroethene	390	35	ND	15	ND	NA	15	7	19	4.3 J	7.2	27	14	7.0	0.73 J	ND	19	4.2 J	6.2	11	2.9 J	
trans-1,2-Dichloroethene	7.9	ND	3.1	0.9	ND	NA	0.8	0.5 J	0.7 J	ND	ND	ND	ND	ND	ND	ND	ND	ND	ND	ND	ND	
Trichloroethene	1900	41	ND	140	10	NA	210	92	190	69	110	260	180	110	5.5	ND	210	28	70	110	16	
Vinyl Chloride	ND	ND	ND	0.5	ND	NA	0.4 J	0.3 J	0.4 J	ND	ND	ND	ND	ND	ND	ND	ND	ND	ND	ND	ND	

Sample Date	01/12/15	05/07/15	08/12/15	10/29/15	01/13/16	04/21/16	09/13/16	11/16/16	01/17/17	04/26/17	08/15/17	12/11/17	02/06/18	05/03/18	08/02/18	11/05/18	02/05/19	05/02/19	08/12/19	12/20/19	
Analysis by TO-15 (µg/m ³)																					
1,1,1-Trichloroethane	ND	8.0	29	30	2.8 J	1.5 J	12	7.5	5.5	2.0 J	11	4.8	0.91 J	2.0 J	8.8	4.2	0.78 J	1.9 J	14	34	
1,1-Dichloroethane	ND	18	2.6 J	3.4	1.2 J	ND	ND	1.3 J	2.4 J	0.56 J	5.4	1.9 J	ND	1.6 J	0.69 J	ND	1.2 J	ND	ND	5.6	
1,1-Dichloroethene	ND	ND	ND	ND	ND	ND	ND	ND	ND	ND	ND	ND	ND	ND	ND	ND	ND	ND	ND	ND	
1,2-Dichloroethane	ND	1.3 J	ND	ND	ND	ND	ND	ND	ND	ND	ND	ND	ND	ND	ND	ND	ND	ND	ND	ND	
cis-1,2-Dichloroethene	ND	23	6.6	4.9	3.2	0.84 J	3.8	3.1 J	3.2	1.5 J	14	3.9	0.57 J	2.2 J	1.7 J	1.5 J	3.4	1.8 J	1.4 J	5.8	
Tetrachloroethene	ND	14	39	49	11	5.1 J	20	6.7	4.9	3.9 J	16	8.3	2.5 J	4.5 J	12	9.9	3.1 J	3.1 J	20	20	
trans-1,2-Dichloroethene	ND	ND	ND	ND	ND	ND	ND	ND	ND	ND	ND	ND	ND	ND	ND	ND	ND	ND	ND	ND	
Trichloroethene	0.87 J	130	560	660	200	40	190	71	53	59	170	83	39	45	88	79	43	44	150	100	
Vinyl Chloride	ND	ND	ND	ND	ND	ND	ND	ND	ND	ND	ND	ND	ND	ND	ND	ND	ND	ND	ND	ND	

Notes:

µg/m³ = micrograms per cubic meter
 NR = Not Recorded
 NA = Data not available
 ND = Not detected above method
 detection limit

Table 6
Soil Vapor Extraction Containment System
Site 1, Former Drum Marshalling Yard
Naval Weapons Industrial Reserve Plant - Bethpage, NY
Quarterly Vapor Monitoring Results of SVE Wells
Through Fourth Quarter 2019

Sample ID	SVE 106D																					
	12/21/09	03/31/10	06/09/10	09/16/10	12/08/10	03/30/11	06/28/11	09/06/11	10/14/11	02/10/12	05/11/12	09/11/12	12/05/12	01/15/13	05/16/13	08/27/13	11/08/13	01/30/14	04/10/14	07/29/14	10/02/14	
Analysis by TO-15 (µg/m ³)																						
1,1,1-Trichloroethane	340	32	30	20	12	9	20	23	29	ND	11	26	18	ND	ND	27	25	5.8	6.3	14	28	
1,1-Dichloroethane	250	6.3	ND	5	2	5	4	3	3	ND	3.0	4.3	5.8	ND	ND	4.9	11	3.7	3.3	5.1	8.9	
1,1-Dichloroethene	ND	ND	ND	ND	ND	ND	0.5 J	0.7 J	0.8	ND	ND	ND	ND	ND	ND	ND	ND	ND	ND	ND	ND	
1,2-Dichloroethane	NR	ND	ND	ND	ND	ND	ND	0.6 J	0.7 J	ND	ND	ND	ND	ND	ND	ND	2.5 J	ND	ND	ND	1.1 J	
cis-1,2-Dichloroethene	79	13	11	13	2	11	11	5	4	ND	4.1	7.1	8.2	ND	ND	10	15	2.8 J	3.9	8.4	15	
Tetrachloroethene	720	65	70	ND	13	19	41	8	66	ND	28	62	48	ND	1.3 J	50	58	16	17	22	60	
trans-1,2-Dichloroethene	15	ND	ND	ND	ND	ND	0.6 J	0.8	0.9	ND	ND	ND	ND	ND	ND	ND	1.1 J	ND	ND	ND	ND	
Trichloroethene	3400	600	900	230	130	170	210	260	320	ND	180	380	300	ND	ND	460	440	160	84	170	370	
Vinyl Chloride	ND	1.6	ND	ND	ND	ND	ND	0.4 J	0.5 J	ND	ND	ND	ND	ND	ND	ND	ND	ND	ND	ND	ND	

Sample Date	01/12/15	05/07/15	08/12/15	10/29/15	01/13/16	04/21/16	09/13/16	11/16/16	01/17/17	04/26/17	08/15/17	12/11/17	02/06/18	05/03/18	08/02/18	11/05/18	02/05/19	05/02/19	08/12/19	12/20/19	
Analysis by TO-15 (µg/m ³)																					
1,1,1-Trichloroethane	ND	26	ND	ND	11	7.2	30	14	10	7.6	18	8.3	4.6	2.2 J	14	12	10	8.0	30	250	
1,1-Dichloroethane	ND	2.6 J	ND	ND	2.7 J	13	6.8	21	17	2.6 J	11	7.1	1.6 J	2.8 J	6.1	7.9	7.3	2.2 J	2.5 J	36	
1,1-Dichloroethene	ND	ND	ND	ND	ND	ND	ND	ND	ND	ND	ND	ND	ND	ND	ND	ND	ND	ND	ND	ND	
1,2-Dichloroethane	ND	ND	ND	ND	ND	ND	ND	ND	ND	ND	ND	ND	ND	ND	ND	ND	ND	ND	ND	ND	
cis-1,2-Dichloroethene	ND	36	ND	ND	3.2	24	14	22	20	5.6	24	13	5.0	4.6	16	21	22	7.5	16	15	
Tetrachloroethene	ND	110	ND	1.4 J	33	27	57	33	24	17	44	39	15	9.5	26	37	26	15	37	35	
trans-1,2-Dichloroethene	ND	ND	ND	ND	ND	ND	0.63 J	1.3 J	2.1 J	ND	ND	ND	ND	ND	ND	ND	ND	ND	ND	ND	
Trichloroethene	0.56 J	71	1.6 J	ND	280	170	450	210	170	190	300	220	140	89	210	220	170	170	420	290	
Vinyl Chloride	ND	ND	ND	ND	ND	ND	ND	ND	ND	ND	ND	ND	ND	ND	ND	ND	ND	ND	ND	0.52 J	

Notes:

µg/m³ = micrograms per cubic meter
 NR = Not Recorded
 NA = Data not available
 ND = Not detected above method
 detection limit

Table 7
Soil Vapor Extraction Containment System
Site 1, Former Drum Marshalling Yard
Naval Weapons Industrial Reserve Plant - Bethpage, NY
Fourth Quarter 2019 Off-site Soil Vapor Monitoring of SVPMs

SVPM/ SVEW Location	Pressure Reading (i.w.)	Valve Position (% open)
Monitoring Date:	12/20/19	12/20/19
BPS1-SVPM2001S	-0.03	--
BPS1-SVPM2001I	-0.05	--
BPS1-SVPM2001D	-0.02	--
BPS1-SVPM2002S	-0.02	--
BPS1-SVPM2002I	-0.01	--
BPS1-SVPM2002D	-0.04	--
BPS1-SVPM2003S	-0.04	--
BPS1-SVPM2003I	-0.03	--
BPS1-SVPM2003D	-0.06	--
BPS1-SVPM2004S	-0.01	--
BPS1-SVPM2004I	-0.04	--
BPS1-SVPM2004D	-0.02	--
BPS1-SVPM2006S	-0.01	--
BPS1-SVPM2006I	-0.02	--
BPS1-SVPM2006D	-0.02	--
BPS1-SVPM2007S	-0.03	--
BPS1-SVPM2007I	-0.04	--
BPS1-SVPM2007D	-0.02	--
SV-101I	-5.0	40
SV-101D	-11.0	50
SV-102I	-5.0	40
SV-102D	-10.0	40
SV-103I	-6.0	40
SV-103D	-12.0	40
SV-104I	-6.0	40
SV-104D	-12.0	40
SV-105I	-7.0	40
SV-105D	-10.5	50
SV-106I	-6.0	40
SV-106D	-12.0	40

Notes:

i.w. = inches of water column
SVEW = soil vapor extraction well
SVPM = soil vapor pressure monitor

Pressure readings for the SVPMs were measured using a portable Magnehelic® Differential Pressure Gauge 2000-0, with a range of 0-0.50 i.w. Vacuum readings for SVEWs were recorded from dedicated in-line pressure gauges.

Table 8
Soil Vapor Extraction Containment System
Site 1, Former Drum Marshalling Yard
Naval Weapons Industrial Reserve Plant - Bethpage, NY
Annual Off-site Vapor Analytical Results Summary of SVPMs
February 2019

Sample ID	Screening Value ⁽¹⁾	SVPM 2001S	SVPM 2001I		SVPM 2001D	SVPM 2002S	SVPM 2002I	SVPM 2002D	SVPM 2003S	SVPM 2003I	SVPM 2003D	SVPM 2004S	SVPM 2004I	SVPM 2004D	SVPM 2006S	SVPM 2006I	SVPM 2006D	SVPM 2007S	SVPM 2007IR		SVPM 2007D	
		02/04/19	02/04/19	2/4/2019 Duplicate	02/04/19	02/04/19	02/04/19	02/04/19	02/04/19	02/04/19	02/04/19	02/04/19	02/04/19	02/04/19	02/04/19	02/04/19	02/04/19	02/04/19	02/04/19	02/04/19	2/4/2019 Duplicate	02/04/19
Analysis by TO-15 (µg/m ³)																						
1,1,1-Trichloroethane	1,000	ND	ND	ND	ND	ND	ND	ND	ND	ND	ND	ND	ND	ND	ND	ND	ND	ND	ND	ND	0.60 J	0.81 J
1,1-Dichloroethane	--	ND	ND	ND	ND	ND	ND	ND	ND	ND	ND	ND	ND	ND	ND	ND	ND	ND	ND	ND	ND	ND
1,1-Dichloroethene	--	ND	ND	ND	ND	ND	ND	ND	ND	ND	ND	ND	ND	ND	ND	ND	ND	ND	ND	ND	ND	ND
1,2-Dichloroethane	--	ND	ND	ND	ND	ND	ND	ND	ND	ND	ND	ND	ND	ND	ND	ND	ND	ND	ND	ND	ND	ND
cis-1,2-Dichloroethene	--	ND	ND	ND	1.2 J	ND	ND	ND	ND	ND	ND	ND	ND	ND	ND	130	200	ND	ND	ND	ND	ND
Tetrachloroethene	1,000	ND	1.2 J	ND	3.3 J	ND	ND	1.3 J	ND	1.0 J	ND	ND	ND	1.5 J	ND	1.2 J	1.4 J	1.1 J	1.5 J	2.0 J	ND	
trans-1,2-Dichloroethene	--	ND	ND	ND	ND	ND	ND	ND	ND	ND	ND	ND	ND	ND	ND	1.7 J	2.2 J	ND	ND	ND	ND	
Trichloroethene	250	ND	1.6 J	ND	4.8 J	ND	4.1	51	ND	ND	ND	ND	ND	ND	ND	28	32	0.76 J	ND	ND	1.0 J	
Vinyl Chloride	--	ND	ND	ND	ND	ND	ND	ND	ND	ND	ND	ND	ND	ND	ND	ND	ND	ND	ND	ND	ND	ND

Notes:

µg/m³ = micrograms per cubic meter

J = Estimated value

ND = Not detected above laboratory method detection limit (MDL)

SVPM = soil vapor pressure monitor

Bolded value indicates detected analyte.

All samples were analyzed for site-specific VOCs by modified method TO-15. Site specific compound specified in the *Final Supplemental Offsite Soil Vapor Intrusion Monitoring Plan for the Soil Vapor Extraction Containment System Site 1 – Former Drum Marshalling Area, NWIRP Bethpage, New York* (Tetra Tech 2012).

(1) Screening Value is the New York State Department of Health (NYSDOH) air guideline value for subslab.

Table 9
Soil Vapor Extraction Containment System
Site 1, Former Drum Marshalling Yard
Naval Weapons Industrial Reserve Plant - Bethpage, NY
Historical Off-site Vapor Analytical Results Summary of SVPMs
Through February 2019

Sample ID	Screening Value ⁽²⁾	SVPM 2001S										SVPM 2001I										SVPM 2001D												
		Oct 2008	01/15/13	01/29/14	01/13/15	01/14/16	09/12/16	01/16/17	02/05/18	02/04/19	02/04/19	Oct 2008	01/15/13	01/29/14	01/13/15	01/14/16	09/12/16	01/16/17	1/16/2017 Duplicate	02/05/18	02/04/19	2/4/2019 Duplicate	Oct 2008	01/15/13	1/15/13 - Duplicate	01/29/14	01/13/15	1/13/15 - Duplicate	01/14/16	09/12/16	9/12/16 - Duplicate	01/16/17	02/05/18	02/04/19
Analysis by TO-15 (µg/m ³)																																		
1,1,1-Trichloroethane ⁽¹⁾	1,000	1,300	ND	ND	ND	ND	ND	ND	ND	ND	1,700	ND	ND	ND	ND	ND	ND	ND	ND	ND	ND	1,400	ND	ND	ND	ND	ND	ND	ND	ND	ND	ND	ND	ND
1,1-Dichloroethane ⁽¹⁾	--	11	ND	ND	ND	ND	ND	ND	ND	ND	29	ND	ND	ND	ND	ND	ND	ND	ND	ND	ND	26	ND	ND	ND	ND	ND	ND	ND	ND	ND	ND		
1,1-Dichloroethene ⁽¹⁾	--	9.2 J	ND	ND	ND	ND	ND	ND	ND	ND	16	ND	ND	ND	ND	ND	ND	ND	ND	ND	ND	17	ND	ND	ND	ND	ND	ND	ND	ND	ND	ND		
1,2-Dichloroethane ⁽¹⁾	--	ND	ND	ND	ND	ND	ND	ND	ND	ND	ND	ND	ND	ND	ND	ND	ND	ND	ND	ND	ND	ND	ND	ND	ND	ND	ND	ND	ND	1.3 J	ND	ND		
cis-1,2-Dichloroethene ⁽¹⁾	--	20	ND	ND	ND	ND	ND	ND	ND	ND	94	ND	ND	ND	ND	ND	ND	ND	ND	ND	ND	73	ND	ND	ND	ND	ND	6.3	ND	ND	1.9 J	1.4 J	1.2 J	
Tetrachloroethene ⁽¹⁾	1,000	4,000	ND	1.3 J	ND	ND	1.1 J	ND	ND	ND	5,000	ND	1.9 J	ND	1.2 J	3.6 J	0.78 J	ND	ND	1.2 J	ND	720	ND	ND	0.53 J	ND	ND	10	ND	2.3 J	1.9 J	4.3 J	3.3 J	
trans-1,2-Dichloroethene ⁽¹⁾	--	7.9 J	ND	ND	ND	ND	ND	ND	ND	ND	16	ND	ND	ND	ND	ND	ND	ND	ND	ND	ND	11	ND	ND	ND	ND	ND	ND	ND	ND	ND	ND		
Trichloroethene ⁽¹⁾	250	1,700	ND	ND	ND	ND	1.8 J	ND	ND	ND	2,700	ND	ND	ND	ND	5.0	0.87 J	0.78 J	ND	1.6 J	ND	1,500	ND	ND	ND	ND	ND	3.9 J	ND	4.0 J	2.2 J	4.6	4.8 J	
Vinyl Chloride ⁽¹⁾	--	NS	ND	ND	ND	ND	ND	ND	ND	ND	NS	ND	ND	ND	ND	ND	ND	ND	ND	ND	ND	NS	ND	ND	ND	ND	ND	ND	ND	ND	ND	ND		

Notes:

µg/m³ = micrograms per cubic meter

J = Estimated value

ND = Not detected above laboratory method detection limit (MDL)

NS = Not sampled

SVPM = soil vapor pressure monitor

Bolded value indicates detected analyte.

(1) Site specific compound specified in the *Final Supplemental Offsite Soil Vapor Intrusion Monitoring Plan for the Soil Vapor Extraction Containment System Site 1 – Former Drum Marshalling Area, NWIRP Bethpage, New York* (Tetra Tech 2012).

(2) Screening Value is the New York State Department of Health (NYSDOH) air guideline value for subslab.

(3) October 2008 data taken from *Site 1 Phase II Soil Vapor Report* (Tetra Tech 2009).

Table 9
Soil Vapor Extraction Containment System
Site 1, Former Drum Marshalling Yard
Naval Weapons Industrial Reserve Plant - Bethpage, NY
Historical Off-site Vapor Analytical Results Summary of SVPMs
Through February 2019

Sample ID	Screening Value ⁽²⁾	SVPM 2002S										SVPM 2002I										SVPM 2002D									
		Oct 2008	01/15/13	01/29/14	01/13/15	01/14/16	1/14/16 - Duplicate	09/12/16	01/16/17	02/05/18	02/04/19	Oct 2008	01/15/13	01/29/14	1/29/14 - Duplicate	01/13/15	01/14/16	09/12/16	01/16/17	02/05/18	2/5/2018 Duplicate	02/04/19	Oct 2008	01/15/13	01/29/14	01/13/15	01/14/16	09/12/16	01/16/17	02/05/18	02/04/19
Analysis by TO-15 (µg/m ³)																															
1,1,1-Trichloroethane ⁽¹⁾	1,000	21,000	ND	ND	ND	ND	ND	ND	ND	ND	ND	52,000	ND	ND	ND	ND	ND	ND	ND	ND	ND	ND	27,000	ND	ND	ND	ND	ND	ND	ND	ND
1,1-Dichloroethane ⁽¹⁾	--	170	ND	ND	ND	ND	ND	ND	ND	ND	ND	680	ND	ND	ND	ND	ND	ND	ND	ND	ND	ND	490	ND	ND	ND	ND	ND	ND	ND	ND
1,1-Dichloroethene ⁽¹⁾	--	220	ND	ND	ND	ND	ND	ND	ND	ND	ND	890	ND	ND	ND	ND	ND	ND	ND	ND	ND	ND	480	ND	ND	ND	ND	ND	ND	ND	ND
1,2-Dichloroethane ⁽¹⁾	--	ND	ND	ND	ND	ND	ND	ND	ND	ND	ND	ND	ND	ND	ND	ND	ND	ND	ND	ND	ND	ND	ND	ND	ND	ND	ND	ND	ND	ND	ND
cis-1,2-Dichloroethene ⁽¹⁾	--	49 J	ND	ND	ND	ND	ND	ND	ND	ND	ND	170	ND	ND	ND	ND	ND	ND	ND	ND	ND	ND	130	ND	ND	ND	ND	ND	ND	ND	ND
Tetrachloroethene ⁽¹⁾	1,000	420	ND	2.2 J	ND	ND	ND	0.94 J	ND	ND	ND	740	ND	1.8 J	ND	ND	ND	ND	0.67 J	ND	ND	ND	48 J	ND	1.8 J	ND	ND	2.8 J	7.3	1.0 J	1.3 J
trans-1,2-Dichloroethene ⁽¹⁾	--	ND	ND	ND	ND	ND	ND	ND	ND	ND	ND	ND	ND	ND	ND	ND	ND	ND	ND	ND	ND	ND	ND	ND	ND	ND	ND	ND	ND	ND	ND
Trichloroethene ⁽¹⁾	250	34,000	ND	1.1 J	ND	ND	ND	2.5 J	ND	ND	ND	89,000	12	1.8 J	1.4 J	ND	ND	ND	2.4 J	4.5	3.4 J	4.1	26,000	ND	ND	ND	ND	28	20	42	51
Vinyl Chloride ⁽¹⁾	--	NS	ND	ND	ND	ND	ND	ND	ND	ND	ND	NS	ND	ND	ND	ND	ND	ND	ND	ND	ND	ND	NS	ND	ND	ND	ND	ND	ND	ND	ND

Notes:

µg/m³ = micrograms per cubic meter

J = Estimated value

ND = Not detected above laboratory method detection limit (MDL)

NS = Not sampled

SVPM = soil vapor pressure monitor

Bolded value indicates detected analyte.

(1) Site specific compound specified in the *Final Supplemental Offsite Soil Vapor Intrusion Monitoring Plan for the Soil Vapor Extraction Containment System Site 1 – Former Drum Marshalling Area, NWIRP Bethpage, New York* (Tetra Tech 2012).

(2) Screening Value is the New York State Department of Health (NYSDOH) air guideline value for subslab.

(3) October 2008 data taken from *Site 1 Phase II Soil Vapor Report* (Tetra Tech 2009).

Table 9
Soil Vapor Extraction Containment System
Site 1, Former Drum Marshalling Yard
Naval Weapons Industrial Reserve Plant - Bethpage, NY
Historical Off-site Vapor Analytical Results Summary of SVPMs
Through February 2019

Sample ID	Screening Value ⁽²⁾	SVPM 2003S									SVPM 2003I								SVPM 2003D										
		Oct 2008	01/16/13	01/29/14	01/13/15	01/14/16	09/12/16	01/16/17	02/05/18	02/04/19	Oct 2008	01/16/13	01/29/14	01/13/15	01/14/16	09/12/16	01/16/17	02/05/18	02/04/19	Oct 2008	01/16/13	01/29/14	01/13/15	01/14/16	09/12/16	01/16/17	02/05/18	02/04/19	
Analysis by TO-15 (µg/m ³)																													
1,1,1-Trichloroethane ⁽¹⁾	1,000	66	ND	ND	ND	ND	ND	ND	ND	ND	170 J	ND	ND	ND	ND	ND	ND	ND	ND	720 J	ND	ND	ND	ND	ND	ND	ND	ND	ND
1,1-Dichloroethane ⁽¹⁾	--	ND	ND	ND	ND	ND	ND	ND	ND	ND	0.49 J	ND	ND	ND	ND	ND	ND	ND	ND	8.6	ND	ND	ND	ND	ND	ND	0.78 J	ND	ND
1,1-Dichloroethene ⁽¹⁾	--	ND	ND	ND	ND	ND	ND	ND	ND	ND	2	ND	ND	ND	ND	ND	ND	ND	ND	23	ND	ND	ND	ND	ND	ND	ND	ND	ND
1,2-Dichloroethane ⁽¹⁾	--	ND	ND	ND	ND	ND	ND	ND	ND	ND	ND	ND	ND	ND	ND	ND	ND	ND	ND	ND	ND	ND	ND	ND	ND	ND	ND	ND	ND
cis-1,2-Dichloroethene ⁽¹⁾	--	ND	ND	ND	ND	ND	ND	ND	ND	ND	ND	ND	ND	ND	ND	ND	ND	ND	ND	1.6	ND	ND	ND	ND	ND	ND	ND	ND	ND
Tetrachloroethene ⁽¹⁾	1,000	19	1.6 J	ND	ND	ND	2.7 J	ND	ND	ND	14	0.97 J	1.5 J	ND	0.89 J	5.5	0.59 J	ND	1.0 J	8.9	ND	2.4 J	ND	ND	5.3	ND	ND	ND	ND
trans-1,2-Dichloroethene ⁽¹⁾	--	ND	2.3 J	ND	ND	ND	ND	ND	ND	ND	ND	ND	ND	ND	ND	ND	ND	ND	ND	ND	ND	ND	ND	ND	ND	ND	ND	ND	ND
Trichloroethene ⁽¹⁾	250	20	4.9	ND	ND	ND	4.7	ND	ND	ND	82	ND	0.73 J	ND	ND	10	ND	ND	ND	710	ND	ND	ND	ND	10	ND	0.43 J	ND	ND
Vinyl Chloride ⁽¹⁾	--	NS	ND	ND	ND	ND	ND	ND	ND	ND	NS	ND	ND	ND	ND	ND	ND	ND	ND	NS	ND	ND	ND	ND	ND	ND	ND	ND	ND

Notes:

µg/m³ = micrograms per cubic meter

J = Estimated value

ND = Not detected above laboratory method detection limit (MDL)

NS = Not sampled

SVPM = soil vapor pressure monitor

Bolded value indicates detected analyte.

(1) Site specific compound specified in the *Final Supplemental Offsite Soil Vapor Intrusion Monitoring Plan for the Soil Vapor Extraction Containment System Site 1 – Former Drum Marshalling Area, NWIRP Bethpage, New York* (Tetra Tech 2012).

(2) Screening Value is the New York State Department of Health (NYSDOH) air guideline value for subslab.

(3) October 2008 data taken from *Site 1 Phase II Soil Vapor Report* (Tetra Tech 2009).

Table 9
Soil Vapor Extraction Containment System
Site 1, Former Drum Marshalling Yard
Naval Weapons Industrial Reserve Plant - Bethpage, NY
Historical Off-site Vapor Analytical Results Summary of SVPMs
Through February 2019

Sample ID	Screening Value ⁽²⁾	SVPM 2004S									SVPM 2004I								SVPM 2004D										
		Oct 2008	01/16/13	01/29/14	01/13/15	01/14/16	09/12/16	01/16/17	02/05/18	02/04/19	Oct 2008	01/16/13	01/29/14	01/13/15	01/14/16	09/12/16	01/16/17	02/05/18	02/04/19	Oct 2008	01/16/13	01/29/14	01/13/15	01/14/16	09/12/16	01/16/17	02/05/18	02/04/19	
Analysis by TO-15 (µg/m ³)																													
1,1,1-Trichloroethane ⁽¹⁾	1,000	1.4	ND	ND	ND	ND	ND	ND	ND	ND	460	ND	ND	ND	ND	ND	ND	ND	480	ND	ND	ND	ND	ND	ND	ND	ND	ND	
1,1-Dichloroethane ⁽¹⁾	--	ND	ND	ND	ND	ND	ND	ND	ND	ND	44	ND	ND	ND	ND	ND	ND	ND	74	ND	ND	ND	ND	ND	ND	ND	ND	ND	
1,1-Dichloroethene ⁽¹⁾	--	ND	ND	ND	ND	ND	ND	ND	ND	ND	7.1	ND	ND	ND	ND	ND	ND	ND	ND	ND	ND	ND	ND	ND	ND	ND	ND	ND	
1,2-Dichloroethane ⁽¹⁾	--	0.25 J	ND	ND	ND	ND	ND	ND	ND	ND	ND	ND	ND	ND	ND	ND	ND	ND	ND	ND	ND	ND	ND	ND	ND	ND	ND	ND	
cis-1,2-Dichloroethene ⁽¹⁾	--	ND	ND	ND	ND	ND	ND	ND	ND	ND	4.6	ND	ND	ND	ND	ND	ND	ND	ND	ND	ND	ND	ND	ND	ND	ND	ND	ND	
Tetrachloroethene ⁽¹⁾	1,000	1.8	1.0 J	1.3 J	ND	ND	2.2 J	ND	ND	ND	1,000	0.68 J	2.9 J	ND	0.83 J	2.0 J	ND	ND	580	2.3 J	1.5 J	7.1	3.6 J	3.0 J	0.75 J	1.4 J	1.5 J		
trans-1,2-Dichloroethene ⁽¹⁾	--	ND	ND	ND	ND	ND	ND	ND	ND	ND	3.9	ND	ND	ND	ND	ND	ND	ND	ND	ND	ND	ND	ND	ND	ND	ND	ND	ND	
Trichloroethene ⁽¹⁾	250	1.0	ND	ND	ND	ND	2.5 J	ND	ND	ND	550	ND	3.7 J	ND	ND	6.8	ND	ND	600	ND	0.80 J	1.5 J	ND	6.5	ND	ND	ND		
Vinyl Chloride ⁽¹⁾	--	NS	ND	ND	ND	ND	ND	ND	ND	ND	NS	ND	ND	ND	ND	ND	ND	ND	NS	ND	ND	ND	ND	ND	ND	ND	ND	ND	

Notes:

µg/m³ = micrograms per cubic meter

J = Estimated value

ND = Not detected above laboratory method detection limit (MDL)

NS = Not sampled

SVPM = soil vapor pressure monitor

Bolded value indicates detected analyte.

(1) Site specific compound specified in the *Final Supplemental Offsite Soil Vapor Intrusion Monitoring Plan for the Soil Vapor Extraction Containment System Site 1 – Former Drum Marshalling Area, NWIRP Bethpage, New York* (Tetra Tech 2012).

(2) Screening Value is the New York State Department of Health (NYSDOH) air guideline value for subslab.

(3) October 2008 data taken from *Site 1 Phase II Soil Vapor Report* (Tetra Tech 2009).

Table 9
Soil Vapor Extraction Containment System
Site 1, Former Drum Marshalling Yard
Naval Weapons Industrial Reserve Plant - Bethpage, NY
Historical Off-site Vapor Analytical Results Summary of SVPMs
Through February 2019

Sample ID	Screening Value ⁽²⁾	SVPM 2006S										SVPM 2006I										SVPM 2006D												
		Oct 2008	01/16/13	01/30/14	01/13/15	01/14/16	09/12/16	01/16/17	1/16/2017 Duplicate	02/05/18	02/04/19	Oct 2008	01/16/13	01/30/14	01/13/15	01/14/16	1/14/16 - Duplicate	09/12/16	01/16/17	02/06/18	02/04/19	Oct 2008	01/16/13	01/30/14	01/13/15	01/14/16	09/12/16	9/12/16 - Duplicate	01/16/17	02/05/18	2/5/2018 Duplicate	02/04/19		
Analysis by TO-15 (µg/m ³)																																		
1,1,1-Trichloroethane ⁽¹⁾	1,000	12	ND	ND	ND	ND	ND	ND	ND	ND	ND	22	ND	ND	ND	ND	ND	ND	ND	ND	ND	ND	35	ND	ND	ND	ND	ND	ND	0.59 J	ND	ND	ND	ND
1,1-Dichloroethane ⁽¹⁾	--	ND	ND	ND	ND	ND	ND	ND	ND	ND	ND	ND	ND	ND	ND	ND	ND	ND	ND	ND	ND	ND	ND	ND	ND	ND	ND	ND	ND	ND	ND	ND	ND	
1,1-Dichloroethene ⁽¹⁾	--	ND	ND	ND	ND	ND	ND	ND	ND	ND	ND	0.62	ND	ND	ND	ND	ND	ND	ND	ND	ND	ND	1.2	ND	ND	ND	ND	ND	ND	ND	ND	ND	ND	
1,2-Dichloroethane ⁽¹⁾	--	ND	ND	ND	ND	ND	ND	ND	ND	ND	ND	ND	ND	ND	ND	ND	ND	ND	ND	ND	ND	ND	ND	ND	ND	ND	ND	ND	ND	ND	ND	ND	ND	
cis-1,2-Dichloroethene ⁽¹⁾	--	4.1	5.4	ND	ND	3.4	3.4	2.8	2.2 J	1.6 J	ND	45	340	10	ND	260	280	260	260	240	130	89	190	22	180	320	320	390	400	310 J	430 J	200		
Tetrachloroethene ⁽¹⁾	1,000	14	1.0 J	1.4 J	ND	ND	3.8 J	0.96 J	0.77 J	ND	ND	29	1.9 J	1.5 J	ND	2.2 J	2.1 J	5.1	1.5 J	ND	1.2 J	11	1.4 J	ND	1.7 J	1.9 J	3.9 J	5.3 J	2.0 J	1.9 J	2.3 J	1.4 J		
trans-1,2-Dichloroethene ⁽¹⁾	--	ND	ND	ND	ND	ND	ND	ND	ND	ND	ND	1.4 J	4.6	ND	ND	3.4	3.6	4.0	3.6	2.8 J	1.7 J	2.7	2.2 J	ND	2.0 J	3.3	3.5	4.4	4.7	2.4 J	5.4 J	2.2 J		
Trichloroethene ⁽¹⁾	250	32	ND	0.80 J	ND	1.6 J	8.2	ND	0.99 J	0.93 J	ND	71	47	2.9 J	ND	48	61	57	44	50	28	61	17	2.1 J	30	47	61 J	84 J	59	68	78	32		
Vinyl Chloride ⁽¹⁾	--	NS	ND	ND	ND	ND	ND	ND	ND	ND	ND	NS	ND	ND	ND	ND	ND	ND	ND	ND	ND	NS	ND	ND	ND	ND	ND	ND	ND	ND	ND	ND		

Notes:

µg/m³ = micrograms per cubic meter

J = Estimated value

ND = Not detected above laboratory method detection limit (MDL)

NS = Not sampled

SVPM = soil vapor pressure monitor

Bolded value indicates detected analyte.

(1) Site specific compound specified in the *Final Supplemental Offsite Soil Vapor Intrusion Monitoring Plan for the Soil Vapor Extraction Containment System Site 1 – Former Drum Marshalling Area, NWIRP Bethpage, New York* (Tetra Tech 2012).

(2) Screening Value is the New York State Department of Health (NYSDOH) air guideline value for subslab.

(3) October 2008 data taken from *Site 1 Phase II Soil Vapor Report* (Tetra Tech 2009).

Table 9
Soil Vapor Extraction Containment System
Site 1, Former Drum Marshalling Yard
Naval Weapons Industrial Reserve Plant - Bethpage, NY
Historical Off-site Vapor Analytical Results Summary of SVPMs
Through February 2019

Sample ID	Screening Value ⁽²⁾	SVPM 2007S										SVPM 2007I/IR										SVPM 2007D										
		Oct 2008	01/16/13	01/30/14	01/14/15	1/14/15 - Duplicate	01/14/16	09/12/16	01/16/17	02/05/18	02/04/19	Oct 2008	01/16/13	01/30/14	01/14/15	01/14/16	09/13/16	01/16/17	02/05/18	02/04/19	2/4/2019 Duplicate	Oct 2008	01/16/13	1/16/13 - Duplicate	01/30/14	1/30/14 - Duplicate	01/14/15	01/14/16	09/13/16	01/16/17	02/05/18	02/04/19
Analysis by TO-15 (µg/m ³)																																
1,1,1-Trichloroethane ⁽¹⁾	1,000	150	ND	ND	ND	ND	ND	ND	ND	ND	ND	260	ND	ND	ND	ND	ND	ND	ND	ND	0.60 J	870	1.3 J	1.1 J	ND	ND	ND	0.87 J	ND	ND	0.95 J	0.81 J
1,1-Dichloroethane ⁽¹⁾	--	ND	ND	ND	ND	ND	ND	ND	ND	ND	ND	ND	ND	ND	ND	ND	ND	ND	ND	ND	ND	3.0 J	ND	ND	ND	ND	ND	ND	ND	ND	ND	ND
1,1-Dichloroethene ⁽¹⁾	--	0.26 J	ND	ND	ND	ND	ND	ND	ND	ND	ND	0.69 J	ND	ND	ND	ND	ND	ND	ND	ND	ND	13	ND	ND	ND	ND	ND	ND	ND	ND	ND	ND
1,2-Dichloroethane ⁽¹⁾	--	ND	ND	ND	ND	ND	ND	ND	ND	ND	ND	ND	ND	ND	ND	ND	ND	ND	ND	ND	ND	ND	ND	ND	ND	ND	ND	ND	ND	ND	ND	ND
cis-1,2-Dichloroethene ⁽¹⁾	--	ND	13	2.0 J	ND	ND	ND	ND	ND	ND	ND	ND	ND	ND	4.4 J	ND	ND	ND	ND	ND	ND	ND	9.8	11	2.0 J	ND	ND	3.1	ND	ND	ND	ND
Tetrachloroethene ⁽¹⁾	1,000	13	1.1 J	1.4 J	ND	ND	0.89 J	6.8	0.81 J	ND	1.1 J	25	1.8 J	ND	2.3 J	2.3 J	ND	1.7 J	2.2 J	1.5 J	2.0 J	5.3 J	2.2 J	1.8 J	1.2 J	ND	ND	2.0 J	ND	0.73 J	1.8 J	ND
trans-1,2-Dichloroethene ⁽¹⁾	--	ND	ND	ND	ND	ND	ND	ND	ND	ND	ND	ND	ND	ND	ND	ND	ND	ND	ND	ND	ND	ND	1.3 J	ND	ND	ND	ND	ND	ND	ND	ND	ND
Trichloroethene ⁽¹⁾	250	29	5.0	2.5 J	ND	ND	ND	3.9 J	ND	ND	0.76 J	87	ND	ND	ND	1.9 J	9.8	ND	ND	ND	ND	400	5.5 J	2.9 J	ND	ND	ND	2.7 J	8.2	ND	ND	1.0 J
Vinyl Chloride ⁽¹⁾	--	NS	ND	ND	ND	ND	ND	ND	ND	ND	ND	NS	ND	ND	ND	ND	ND	ND	ND	ND	ND	NS	ND	ND	ND	ND	ND	ND	ND	ND	ND	ND

Notes:

µg/m³ = micrograms per cubic meter

J = Estimated value

ND = Not detected above laboratory method detection limit (MDL)

NS = Not sampled

SVPM = soil vapor pressure monitor

Bolded value indicates detected analyte.

(1) Site specific compound specified in the *Final Supplemental Offsite Soil Vapor Intrusion Monitoring Plan for the Soil Vapor Extraction Containment System Site 1 – Former Drum Marshalling Area, NWIRP Bethpage, New York* (Tetra Tech 2012).

(2) Screening Value is the New York State Department of Health (NYSDOH) air guideline value for subslab.

(3) October 2008 data taken from *Site 1 Phase II Soil Vapor Report* (Tetra Tech 2009).

APPENDIX A

**NYSDEC AIR DISCHARGE LIMIT
DOCUMENTATION**

From: Steven Scharf [<mailto:sxscharf@gw.dec.state.ny.us>]
Sent: Thursday, October 06, 2011 11:57 AM
To: Fly, Lora B CIV NAVFAC MIDLANT, IPTNE
Cc: John Swartwout; Walter Parish; Steven Karpinski; John cofman; klumpe@steelequities.com;
David.Brayack@tnus.com
Subject: NWIRP Plant 3 Site 1 SVE Modification Plan

Lora,

The New York State Department of Environmental Conservation (NYSDEC), in conjunction with the New York State Department of Health (NYSDOH), have reviewed the Navy Submittal entitled:

" Modification to existing Soil vapor Extraction (SVE) Containment System At Site 1-Former Drum Marshaling Area, Installation of Soil Vapor Extraction Wells SVE-107D to 111D, NWIRP Bethpage, September 2011."

Based on this Departmental review, and the follow up October 6, 2011 tele-conference, this modification work plan is acceptable and can be used for immediate implementation. The NWIRP Site 1 SVE system has redundant blowers and overcapacity, even with the additional SVE wells being added. should the Navy and the new property owner, Steel Equities Inc., for the former Plant 3 complex come to agreement to add SVE piping from the former Plant 3, this would be acceptable. Appropriate plans, consistent with the covenants and restrictions to the deed, should be submitted accordingly.

A letter will not follow this e-mail. If you have any questions, please contact me directly.

Electronic Documentation Information
NWIRP Bethpage
130003B-OU1-OMM
FOIable
Region 1, Nassau (C), Oyster Bay (T)

Thanks,

Steven M. Scharf, P.E.
Project Engineer
New York State Department of
Environmental Conservation
Division of Environmental Remediation
Remedial Action, Bureau A
625 Broadway
Albany, NY 12233-7015
(518)402-9620
Fax: (518)402-9022

4.0 PROPOSED REVISIONS TO VAPOR DISCHARGE GOALS

To determine the continued need for off gas treatment, the quality of the influent vapor stream was initially estimated based on soil gas results and compared to discharge goals. Vapor phase treatment was initially installed for the system based on projected relatively high concentrations of several chemicals including 1,1,1-trichloroethane (TCA), trichloroethene (TCE), and tetrachloroethene (PCE). Since the December 2009 startup, VOC concentrations in the extracted vapors have decreased by approximately 98.3 percent and it is uncertain as to whether vapor phase treatment is still required. Presented below are the December 2009 and March 2011 influent (untreated) VOC concentrations and loadings and current discharge goals.

Parameter	December 2009 Influent VOCs		March 2011 Influent VOCs ($\mu\text{g}/\text{m}^3$)		Current Discharge Goal (pound/hour) ⁽³⁾
	Concentration ($\mu\text{g}/\text{m}^3$) ¹	Loading (pound/hour) ¹	Concentration ($\mu\text{g}/\text{m}^3$)	Loading (pound/hour) ⁽²⁾	
TCA	13,000	0.074	150	0.00023	0.13
TCE	42,000	0.26	460	0.00069	0.07
PCE	7,900	0.029	440	0.00066	0.0009

⁽¹⁾ Initial VOC Loading Rates are from baseline data taken in December 2009. The flow meter was not yet installed when this data was taken, so a value of 385 CFM (flow rate in January 2010) was used to estimate system loading.

⁽²⁾ Calculated using a flow rate of 400 CFM.

⁽³⁾ Current discharge goals were based on calculated VOC concentrations using soil gas data from the fence line investigation, a flow rate of 600 CFM, and an assumed treatment efficiency for each VOC of 80 to 90 percent. Based on this evaluation, the existing treatment is no longer required to meet discharge goals.

A DAR-1 Model Analysis was then conducted using the August 2010 influent vapor concentrations of TCA, TCE, and PCE at a flow rate of 500 CFM. The calculated results were then used to back calculate proposed discharge goals based on an allowance of 100% of the annual guideline concentrations (see Appendix E). The following table provides a summary of the proposed discharge goals.

Parameter	August 2010 Influent VOCs (370 CFM – Actual)		Percent AGC Using August 2010 Data	Proposed Discharge Goals	
	Concentration ($\mu\text{g}/\text{m}^3$)	Loading (pounds/ hour)		Concentration at 500 CFM ($\mu\text{g}/\text{m}^3$)	Loading (pounds/ hour)
TCA	868	0.0009	0.0004	None ¹	225
TCE	4,170	0.0039	19.4	11,000	0.02
PCE	5,780	0.0057	14.2	22,000	0.04

⁽¹⁾ Greater than 100,000 $\mu\text{g}/\text{m}^3$.

AGC - Annual Guideline Concentration

New York State Department of Environmental Conservation
Division of Environmental Remediation
Bureau of Remedial Action A
625 Broadway, 11th Floor
Albany, New York 12233-7015
Phone: (518) 402-9625 • Fax: (518) 402-9022



Website: www.dec.state.ny.us

February 5, 2010

Lora Fly, Project Manager
Naval Facilities Engineering Command-Midlant
9742 Maryland Avenue
Norfolk, VA 23511-3095

RE: Naval Weapons Industrial Research Plant(NWIRP)
Site-Bethpage, NYSDEC No. 1-30-003B.

Dear Ms. Fly:

Tetra Tech FW, on behalf of the Department of the Navy (Navy), has submitted the enclosed New York State Department of Environmental Conservation (NYSDEC) Division of Air Resources (DAR) Air Permit Application as a permit equivalent. This DAR Air permit equivalent is for the soil vapor extraction system at Site 1 of Plant 3 of the former Naval Weapons Industrial Reserve Plant (NWIRP) site in Bethpage, NY. The NYSDEC Division of Environmental Remediation (DER) has reviewed the permit equivalent and, by means of this letter approves the Site 1 remedy air discharge for immediate operation.

The NWIRP Site 1 SVE system utilizes the reasonably available control technology (RACT) with activated carbon. The air discharge will be periodically monitored at start up and will be added for routine monitoring in the operation, maintenance and monitoring (OMM) plan, to be submitted shortly for Departmental review.

If you have any questions, please contact me at your earliest convenience at (518)402-9620.

Sincerely,

Steven M. Scharf, P.E.
Project Engineer
Division of Environmental Remediation
Bureau of Remedial Action A

Enclosure

cc/w/enc: J. Swartwout/S. Scharf/File
W. Parish, Region 1 NYSDEC
A. J. Shah, Region 1 NYSDEC
S. Patselos, Tetra Tech FW
J. Cofman, Northrop Grumman

E docs: Region 1, Nassau, Oyster Bay (T): NWIRP Bethpage 130003B-OUI-OMM

New York State Department of Environmental Conservation Air Permit Application



DEC ID									
-	-	-	-	-	-	-	-	-	-

APPLICATION ID													
-	-	-	-	-	-	-	-	-	-	-	-	-	-

OFFICE USE ONLY									
/	/	/	/	/	/	/	/	/	/

Section I - Certification

Title V Certification	
I certify under penalty of law that this document and all attachments were prepared under my direction or supervision in accordance with a system designed to assure that qualified personnel properly gather and evaluate the information submitted. Based on my inquiry of the person or persons directly responsible for gathering the information [required pursuant to 6 NYCRR 201-6.3(d)] I believe the information is, true, accurate and complete. I am aware that there are significant penalties for submitting false information, including the possibility of fines and imprisonment for knowing violations.	
Responsible Official	Title
Signature	Date <u> / / </u>

State Facility Certification	
I certify that this facility will be operated in conformance with all provisions of existing regulations.	
Responsible Official	Title
Signature	Date <u> / / </u>

Section II - Identification Information

Title V Facility Permit <u>N/A</u> <input type="checkbox"/> New <input type="checkbox"/> Significant Modification <input type="checkbox"/> Administrative Amendment <input type="checkbox"/> Renewal <input type="checkbox"/> Minor Modification General Permit Title: _____	State Facility Permit <u>N/A</u> <input type="checkbox"/> New <input type="checkbox"/> Modification General Permit Title: _____
<input checked="" type="checkbox"/> Application involves construction of new facility <input type="checkbox"/> Application involves construction of new emission unit(s)	

Owner/Firm			
Name <u>US Navy / NAVFAC Midlant</u>			
Street Address <u>9742 Maryland Ave, Bldg Z-144</u>			
City <u>Norfolk</u>	State <u>VA</u>	Country <u>US</u>	Zip <u>23511-3095</u>
Owner Classification <input checked="" type="checkbox"/> Federal <input type="checkbox"/> Corporation/Partnership	<input type="checkbox"/> State <input type="checkbox"/> Individual	<input type="checkbox"/> Municipal	Taxpayer ID
Facility			
Name <u>Naval Weapons Industrial Reserve Plant (NWIRP) Site 1</u>			
Location Address <u>Bethpage</u>			
<input type="checkbox"/> City / <input checked="" type="checkbox"/> Town / <input type="checkbox"/> Village <u>Oyster Bay, New York</u>			Zip <u>11714</u>
Project Description			
<input type="checkbox"/> Continuation Sheet(s) <u>Vapor phase granular activated carbon to remove VOCs from soil gas</u>			

Owner/Firm Contact Mailing Address			
Name (Last, First, Middle Initial) <u>Fly, Lora</u>		Phone No. <u>(757) 444-0781</u>	
Affiliation <u>Department of the Navy</u>		Title <u>Remedial PM</u>	
Street Address <u>9742 Maryland Ave, Bldg Z-144</u>			
City <u>Norfolk</u>	State <u>VA</u>	Country <u>US</u>	Zip <u>23511-3095</u>
Facility Contact Mailing Address			
Name (Last, First, Middle Initial)		Phone No. ()	
Affiliation		Title	
Street Address		Fax No. ()	
City	State	Country	Zip

**New York State Department of Environmental Conservation
Air Permit Application**



DEC ID									
-	-	-	-	-	-	-	-	-	-

Section III - Facility Information

Classification						
<input type="checkbox"/> Hospital	<input type="checkbox"/> Residential	<input type="checkbox"/> Educational/Institutional	<input type="checkbox"/> Commercial	<input checked="" type="checkbox"/> Industrial	<input type="checkbox"/> Utility	

Affected States (Title V Only) <i>N/A</i>						Tribal Land: _____
<input type="checkbox"/> Vermont	<input type="checkbox"/> Massachusetts	<input type="checkbox"/> Rhode Island	<input type="checkbox"/> Pennsylvania	<input type="checkbox"/> New Hampshire	<input type="checkbox"/> Connecticut	Tribal Land: _____
		<input type="checkbox"/> New Jersey	<input type="checkbox"/> Ohio			

SIC Codes									
9999									

Facility Description		<input type="checkbox"/> Continuation Sheet(s)
<i>Soil vapor remediation by SVE followed by vapor phase GAC.</i>		

Compliance Statements (Title V Only) <i>N/A</i>	
<p>I certify that as of the date of this application the facility is in compliance with all applicable requirements: <input type="checkbox"/> YES <input type="checkbox"/> NO</p> <p>If one or more emission units at the facility are not in compliance with all applicable requirements at the time of signing this application (the 'NO' box must be checked), the noncomplying units must be identified in the "Compliance Plan" block on page 8 of this form along with the compliance plan information required. For all emission units at this facility that are operating <u>in compliance</u> with all applicable requirements complete the following:</p> <ul style="list-style-type: none"> <input type="checkbox"/> This facility will continue to be operated and maintained in such a manner as to assure compliance for the duration of the permit, except those units referenced in the compliance plan portion of Section IV of this application. <input type="checkbox"/> For all emission units, subject to any applicable requirements that will become effective during the term of the permit, this facility will meet all such requirements on a timely basis. <input type="checkbox"/> Compliance certification reports will be submitted at least once a year. Each report will certify compliance status with respect to each requirement, and the method used to determine the status. 	

Facility Applicable Federal Requirements <i>N/A</i>								<input type="checkbox"/> Continuation Sheet(s)	
Title	Type	Part	Sub Part	Section	Sub Division	Paragraph	Sub Paragraph	Clause	Sub Clause

Facility State Only Requirements								<input type="checkbox"/> Continuation Sheet(s)	
Title	Type	Part	Sub Part	Section	Sub Division	Paragraph	Sub Paragraph	Clause	Sub Clause

New York State Department of Environmental Conservation
Air Permit Application



DEC ID									
-	-	-	-	-	-	-	-	-	-

Section IV - Emission Unit Information

Emission Unit Description										<input type="checkbox"/> Continuation Sheet(s)
EMISSION UNIT	1	-	0	0	E	U	1	Effluent from first soil vapor extraction blower (BL-1)		
Vapor Phase Granular Activated Carbon Unit. The emission point is stack COST-2										

Building					<input type="checkbox"/> Continuation Sheet(s)	
Building	Building Name			Length (ft)	Width (ft)	Orientation
03-35	Treatment Building			60	40	0

Emission Point							<input type="checkbox"/> Continuation Sheet(s)
EMISSION PT.	COST-2						
Ground Elev. (ft)	Height (ft)	Height Above Structure (ft)	Inside Diameter (in)	Exit Temp. (°F)	Cross Section		
	36	6	8	70	Length (in)	Width (in)	
Exit Velocity (FPS)	Exit Flow (ACFM)	NYTM (E) (KM)	NYTM (N) (KM)	Building	Distance to Property Line (ft)	Date of Removal	
	1,000			03-35	100'		

EMISSION PT.						
Ground Elev. (ft)	Height (ft)	Height Above Structure (ft)	Inside Diameter (in)	Exit Temp. (°F)	Cross Section	
					Length (in)	Width (in)
Exit Velocity (FPS)	Exit Flow (ACFM)	NYTM (E) (KM)	NYTM (N) (KM)	Building	Distance to Property Line (ft)	Date of Removal

Emission Source/Control								<input type="checkbox"/> Continuation Sheet(s)
Emission Source		Date of Construction	Date of Operation	Date of Removal	Control Type		Manufacturer's Name/Model No.	
ID	Type				Code	Description		
BL1/2	1				048	Granular Act. Carbon	Tetrasolv Filtration	
Design Capacity		Design Capacity Units			Waste Feed		Waste Type	
Code	Description			Code	Description	Code	Description	
Emission Source		Date of Construction	Date of Operation	Date of Removal	Control Type		Manufacturer's Name/Model No.	
ID	Type				Code	Description		
Design Capacity		Design Capacity Units			Waste Feed		Waste Type	
Code	Description			Code	Description	Code	Description	

New York State Department of Environmental Conservation
Air Permit Application



DEC ID									
-	-	-	-	-	-	-	-	-	-

Section IV - Emission Unit Information (continued)

Emission Unit	Emission Point	Process	Emission Source	Emission Unit Applicable Federal Requirements										<input type="checkbox"/> Continuation Sheet(s)	
				Title	Type	Part	Sub Part	Section	Sub Division	Parag.	Sub Parag.	Clause	Sub Clause		
-															
-															
-															
-															

Emission Unit	Emission Point	Process	Emission Source	Emission Unit State Only Requirements										<input type="checkbox"/> Continuation Sheet(s)	
				Title	Type	Part	Sub Part	Section	Sub Division	Parag.	Sub Parag.	Clause	Sub Clause		
-															
-															
-															
-															

Emission Unit Compliance Certification										<input type="checkbox"/> Continuation Sheet(s)
Rule Citation										
Title	Type	Part	Sub Part	Section	Sub Division	Paragraph	Sub Paragraph	Clause	Sub Clause	
G	NYCRR	212	-							
<input type="checkbox"/> Applicable Federal Requirement			<input type="checkbox"/> State Only Requirement			<input type="checkbox"/> Capping				
Emission Unit	Emission Point	Process	Emission Source	CAS No.			Contaminant Name			
1-00EU1	00ST3	SVE		00079-01-6			Trichloroethylene			
Monitoring Information										
<input type="checkbox"/> Continuous Emission Monitoring <input checked="" type="checkbox"/> Intermittent Emission Testing <input type="checkbox"/> Ambient Air Monitoring					<input type="checkbox"/> Monitoring of Process or Control Device Parameters as Surrogate <input type="checkbox"/> Work Practice Involving Specific Operations <input type="checkbox"/> Record Keeping/Maintenance Procedures					
Description										
Monthly grab samples analyzed for VOCs from the VGAC unit influent and effluent										
Work Practice		Process Material				Reference Test Method				
Type	Code	Description								
		Parameter				Manufacturer Name/Model No.				
Code		Description								
23		Concentration								
Limit			Limit Units							
Upper		Lower		Code	Description					
36,000				255	micrograms per cubic meter					
Averaging Method			Monitoring Frequency			Reporting Requirements				
Code	Description		Code	Description		Code	Description			
01	Instantaneous		05	Monthly		10	Upon Request			

New York State Department of Environmental Conservation
Air Permit Application



DEC ID									
-	-	-	-	-	-	-	-	-	-

Section IV - Emission Unit Information (continued)

Determination of Non-Applicability (Title V Only) <i>N/A</i>										<input type="checkbox"/> Continuation Sheet(s)	
Rule Citation											
Title	Type	Part	Sub Part	Section	Sub Division	Paragraph	Sub Paragraph	Clause	Sub Clause		
Emission Unit		Emission Point		Process	Emission Source		<input type="checkbox"/> Applicable Federal Requirement <input type="checkbox"/> State Only Requirement				
Description											
Rule Citation											
Title	Type	Part	Sub Part	Section	Sub Division	Paragraph	Sub Paragraph	Clause	Sub Clause		
Emission Unit		Emission Point		Process	Emission Source		<input type="checkbox"/> Applicable Federal Requirement <input type="checkbox"/> State Only Requirement				
Description											
Process Emissions Summary										<input checked="" type="checkbox"/> Continuation Sheet(s)	
EMISSION UNIT		1-00EU1					PROCESS		SVE		
CAS No.	Contaminant Name			% Thruput	% Capture	% Control	ERP (lbs/hr)	ERP How Determined			
00071-55-6	1,1,1-Trichloroethane					80	0.34	02			
PTE			Standard Units	PTE How Determined		Actual					
(lbs/hr)	(lbs/yr)	(standard units)				(lbs/hr)	(lbs/yr)				
0.07	591			02							
EMISSION UNIT		1-00EU1					PROCESS		SVE		
CAS No.	Contaminant Name			% Thruput	% Capture	% Control	ERP (lbs/hr)	ERP How Determined			
00127-18-4	Tetrachloroethylene					80	0.00	02			
PTE			Standard Units	PTE How Determined		Actual					
(lbs/hr)	(lbs/yr)	(standard units)				(lbs/hr)	(lbs/yr)				
0.00 8RT	8			02							
EMISSION UNIT		1-00EU1					PROCESS		SVE		
CAS No.	Contaminant Name			% Thruput	% Capture	% Control	ERP (lbs/hr)	ERP How Determined			
00079-01-6	Trichloroethylene					80	0.67	02			
PTE			Standard Units	PTE How Determined		Actual					
(lbs/hr)	(lbs/yr)	(standard units)				(lbs/hr)	(lbs/yr)				
0.13	1,181			02							

New York State Department of Environmental Conservation
Air Permit Application



DEC ID									
-									

Section IV - Emission Unit Information (continued)

EMISSION UNIT		Emission Unit Emissions Summary				<input checked="" type="checkbox"/> Continuation Sheet(s)
i-00EU1						
CAS No.		Contaminant Name				
00075-34-3		1,1-Dichloroethane				
ERP (lbs/yr)	PTE Emissions			Actual		
	(lbs/hr)	(lbs/yr)	(lbs/hr)	(lbs/yr)		
	BRT	11				
CAS No.		Contaminant Name				
00075-35-4		1,1-Dichloroethylene (Vinylidene Chloride)				
ERP (lbs/yr)	PTE Emissions			Actual		
	(lbs/hr)	(lbs/yr)	(lbs/hr)	(lbs/yr)		
	BRT	16				
CAS No.		Contaminant Name				
00540-59-0		cis-1,2-Dichloroethane				
ERP (lbs/yr)	PTE Emissions			Actual		
	(lbs/hr)	(lbs/yr)	(lbs/hr)	(lbs/yr)		
	BRT	5				
CAS No.		Contaminant Name				
00107-06-2		1,2-Dichloroethane				
ERP (lbs/yr)	PTE Emissions			Actual		
	(lbs/hr)	(lbs/yr)	(lbs/hr)	(lbs/yr)		
	BRT	BRT				

Compliance Plan N/A												<input type="checkbox"/> Continuation Sheet(s)
For any emission units which are <u>not in compliance</u> at the time of permit application, the applicant shall complete the following												
Consent Order		Certified progress reports are to be submitted every 6 months beginning ___ / ___ / ___										
Emission Unit	Process	Emission Source	Applicable Federal Requirement									
			Title	Type	Part	Sub Part	Section	Sub Division	Parag.	Sub Parag.	Clause	Sub Clause
Remedial Measure / Intermediate Milestones										R/I	Date Scheduled	

New York State Department of Environmental Conservation
Air Permit Application



DEC ID									
-	-	-	-	-	-	-	-	-	-

Section IV - Emission Unit Information

EMISSION UNIT		Emission Unit Emissions Summary (continuation)			
1-00E41					
CAS No.		Contaminant Name			
00156-60-5		trans-1,2-Dichloroethene			
ERP (lbs/yr)	PTE Emissions		Actual		
	(lbs/hr)	(lbs/yr)	(lbs/hr)	(lbs/yr)	
BRT		BRT			
CAS No.		Contaminant Name			
00075-01-4		Vinyl Chloride			
ERP (lbs/yr)	PTE Emissions		Actual		
	(lbs/hr)	(lbs/yr)	(lbs/hr)	(lbs/yr)	
BRT		BRT			
CAS No.		Contaminant Name			
-					
ERP (lbs/yr)	PTE Emissions		Actual		
	(lbs/hr)	(lbs/yr)	(lbs/hr)	(lbs/yr)	
CAS No.		Contaminant Name			
-					
ERP (lbs/yr)	PTE Emissions		Actual		
	(lbs/hr)	(lbs/yr)	(lbs/hr)	(lbs/yr)	
CAS No.		Contaminant Name			
-					
ERP (lbs/yr)	PTE Emissions		Actual		
	(lbs/hr)	(lbs/yr)	(lbs/hr)	(lbs/yr)	
CAS No.		Contaminant Name			
-					
ERP (lbs/yr)	PTE Emissions		Actual		
	(lbs/hr)	(lbs/yr)	(lbs/hr)	(lbs/yr)	
CAS No.		Contaminant Name			
-					
ERP (lbs/yr)	PTE Emissions		Actual		
	(lbs/hr)	(lbs/yr)	(lbs/hr)	(lbs/yr)	
CAS No.		Contaminant Name			
-					
ERP (lbs/yr)	PTE Emissions		Actual		
	(lbs/hr)	(lbs/yr)	(lbs/hr)	(lbs/yr)	
CAS No.		Contaminant Name			
-					
ERP (lbs/yr)	PTE Emissions		Actual		
	(lbs/hr)	(lbs/yr)	(lbs/hr)	(lbs/yr)	

New York State Department of Environmental Conservation
Air Permit Application



DEC ID									
-									

Section IV - Emission Unit Information (continued)

Request for Emission Reduction Credits						<input type="checkbox"/> Continuation Sheet(s)			
EMISSION UNIT									
Emission Reduction Description									
Contaminant Emission Reduction Data									
Baseline Period						Reduction			
/ / to / /						Date		Method	
						/ /			
CAS No.			Contaminant Name			ERC (lbs/yr)			
						Netting		Offset	
-									
-									
-									
Facility to Use Future Reduction									
Name					APPLICATION ID				
					- / - / / / / / / / / /				
Location Address									
<input type="checkbox"/> City / <input type="checkbox"/> Town / <input type="checkbox"/> Village					State			Zip	

Use of Emission Reduction Credits						<input type="checkbox"/> Continuation Sheet(s)			
EMISSION UNIT									
Proposed Project Description									
Contaminant Emissions Increase Data									
CAS No.			Contaminant Name			PEP (lbs/yr)			
-									
Statement of Compliance									
<input type="checkbox"/> All facilities under the ownership of this "ownership/firm" are operating in compliance with all applicable requirements and state regulations including any compliance certification requirements under Section 114(a)(3) of the Clean Air Act Amendments of 1990, or are meeting the schedule of a consent order.									
Source of Emission Reduction Credit - Facility									
Name					PERMIT ID				
					- / - / / / / / / / / /				
Location Address									
<input type="checkbox"/> City / <input type="checkbox"/> Town / <input type="checkbox"/> Village					State			Zip	
Emission Unit		CAS No.		Contaminant Name		ERC (lbs/yr)			
						Netting		Offset	
-		-							
-		-							
-		-							



DEC ID									
-									

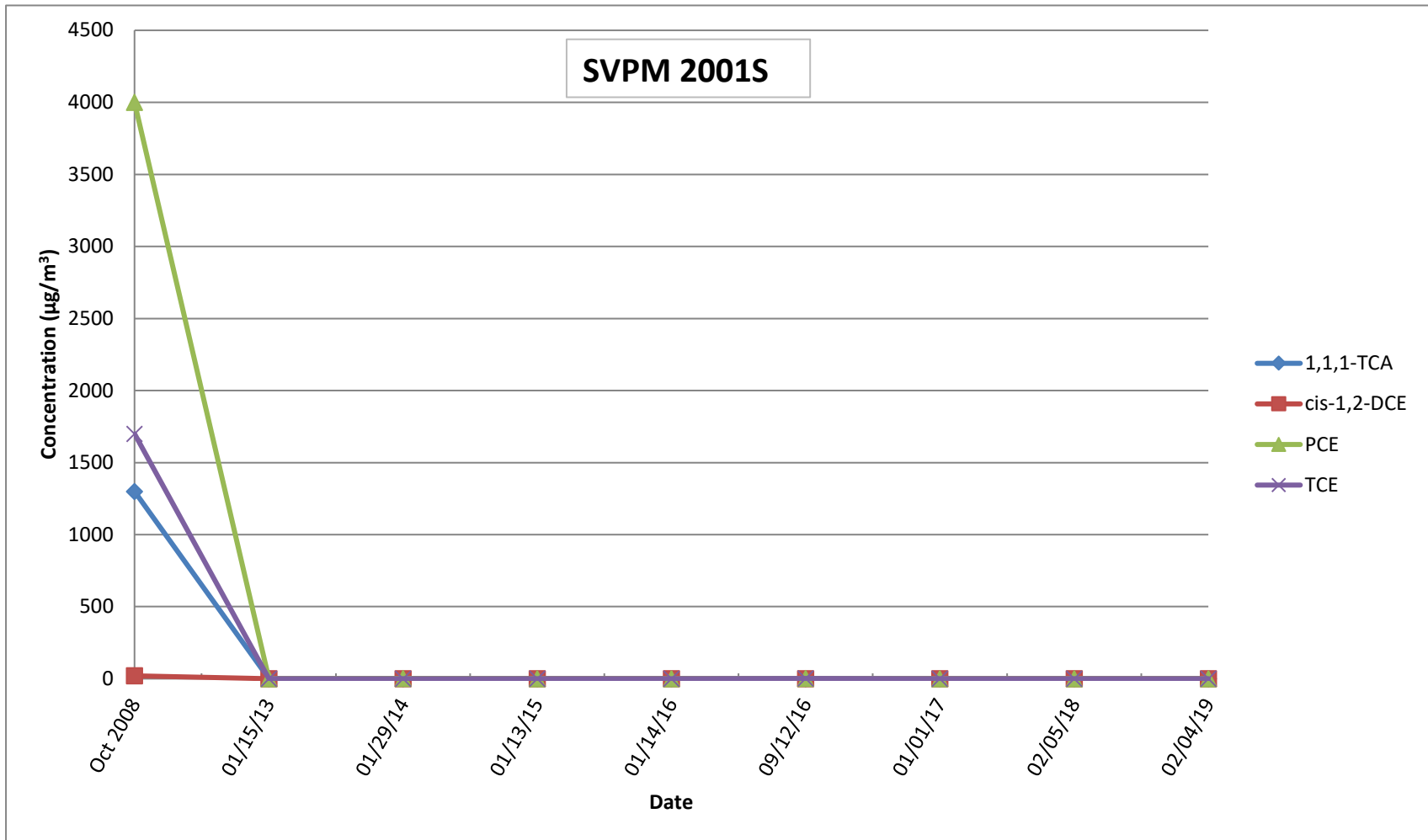
Supporting Documentation

- P.E. Certification (form attached)
- List of Exempt Activities (form attached)
- Plot Plan
- Methods Used to Determine Compliance (form attached)
- Calculations
- Air Quality Model (____ / ____ / ____)
- Confidentiality Justification
- Ambient Air Monitoring Plan (____ / ____ / ____)
- Stack Test Protocols/Reports (____ / ____ / ____)
- Continuous Emissions Monitoring Plans/QA/QC (____ / ____ / ____)
- MACT Demonstration (____ / ____ / ____)
- Operational Flexibility: Description of Alternative Operating Scenarios and Protocols
- Title IV: Application/Registration
- ERC Quantification (form attached)
- Use of ERC(s) (form attached)
- Baseline Period Demonstration
- Analysis of Contemporaneous Emission Increase/Decrease
- LAER Demonstration (____ / ____ / ____)
- BACT Demonstration (____ / ____ / ____)
- Other Document(s): _____ (____ / ____ / ____)
_____ (____ / ____ / ____)
_____ (____ / ____ / ____)
_____ (____ / ____ / ____)
_____ (____ / ____ / ____)
_____ (____ / ____ / ____)
_____ (____ / ____ / ____)
_____ (____ / ____ / ____)
_____ (____ / ____ / ____)
_____ (____ / ____ / ____)
_____ (____ / ____ / ____)
_____ (____ / ____ / ____)
_____ (____ / ____ / ____)
_____ (____ / ____ / ____)
_____ (____ / ____ / ____)

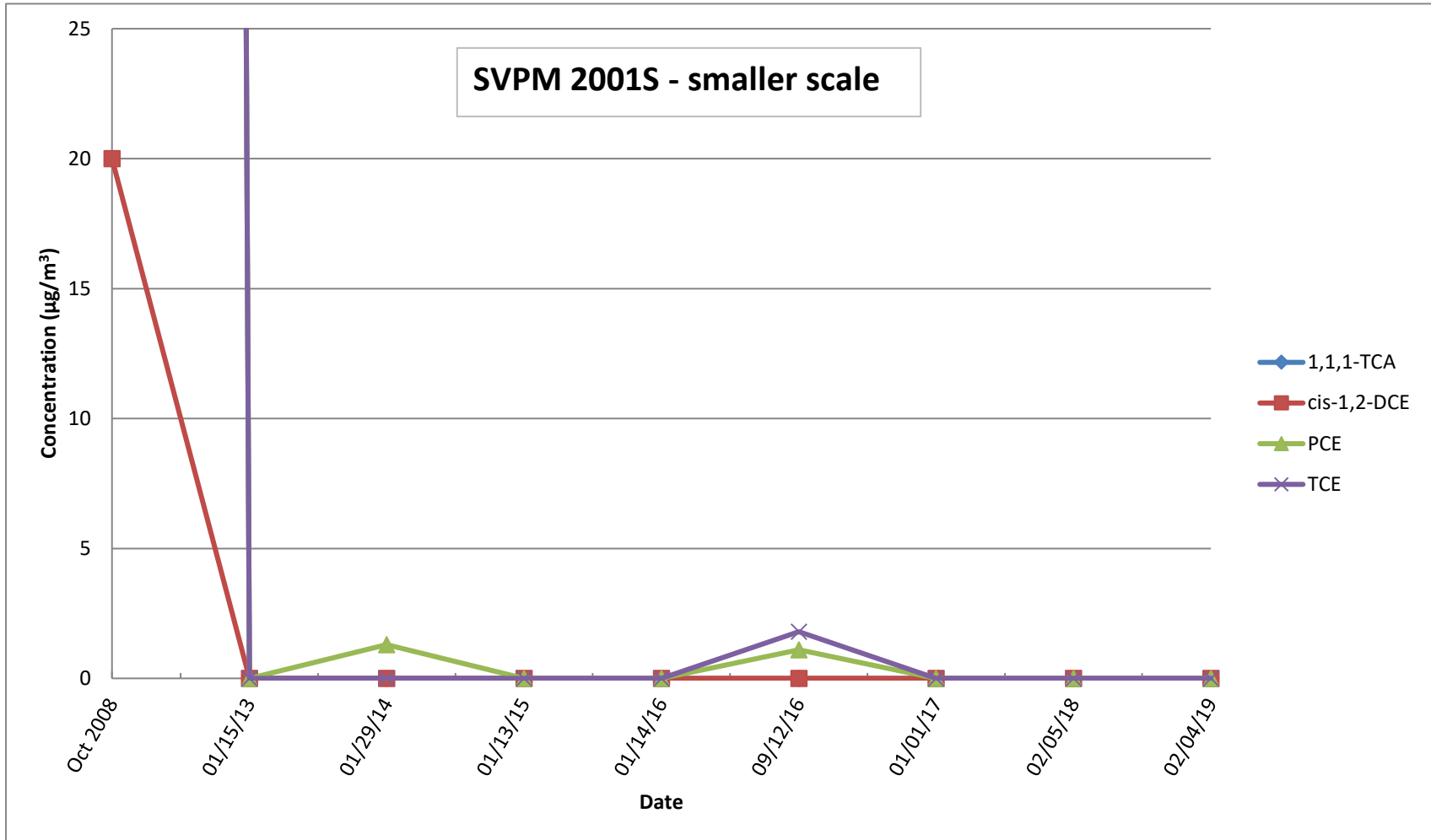
APPENDIX B

VAPOR CONCENTRATION TREND GRAPHS – SVPMs

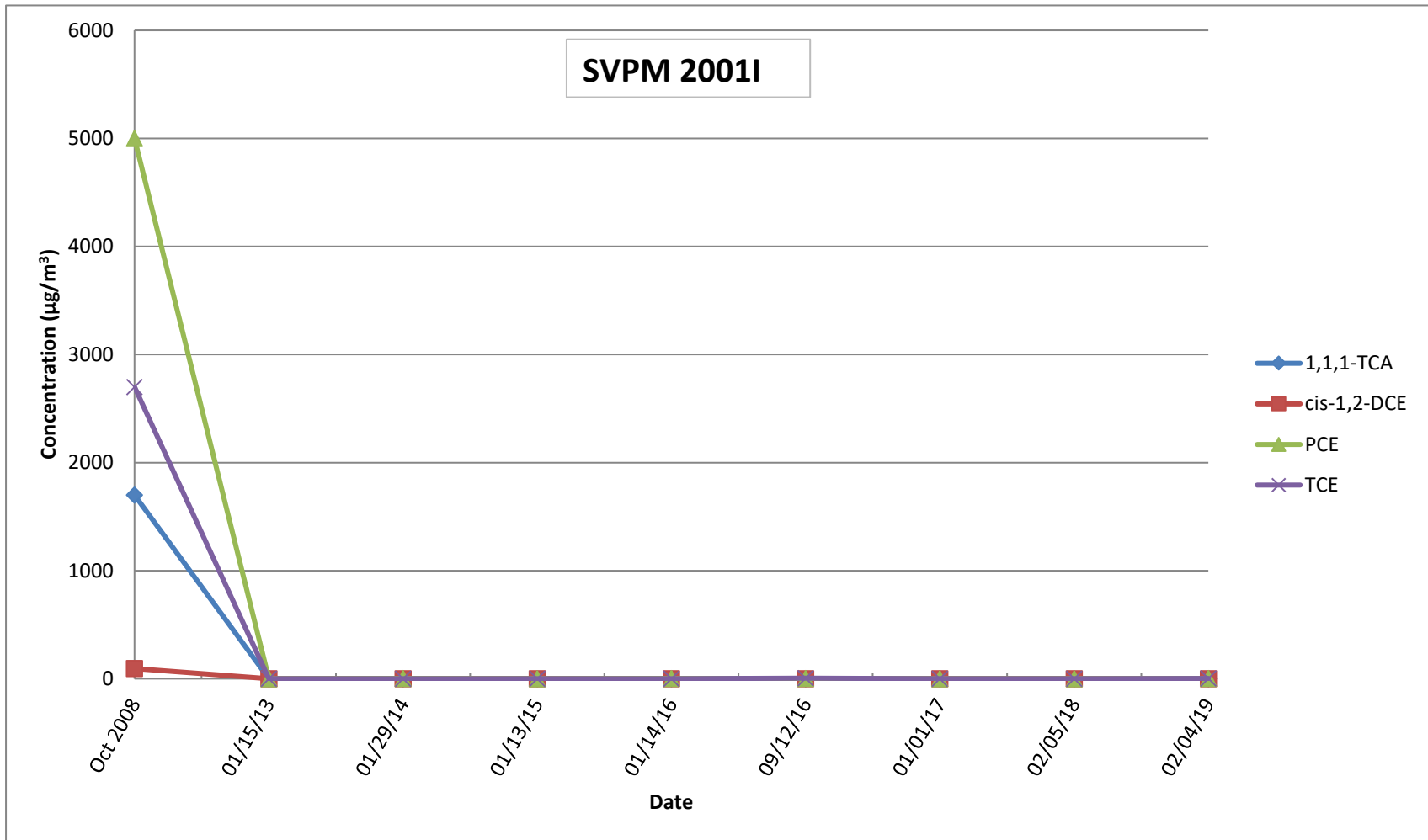
Soil Vapor Extraction Containment System
Site 1, Former Drum Marshalling Yard
Naval Weapons Industrial Reserve Plant - Bethpage, NY
Concentration Trends of Select VOCs
SVPMs



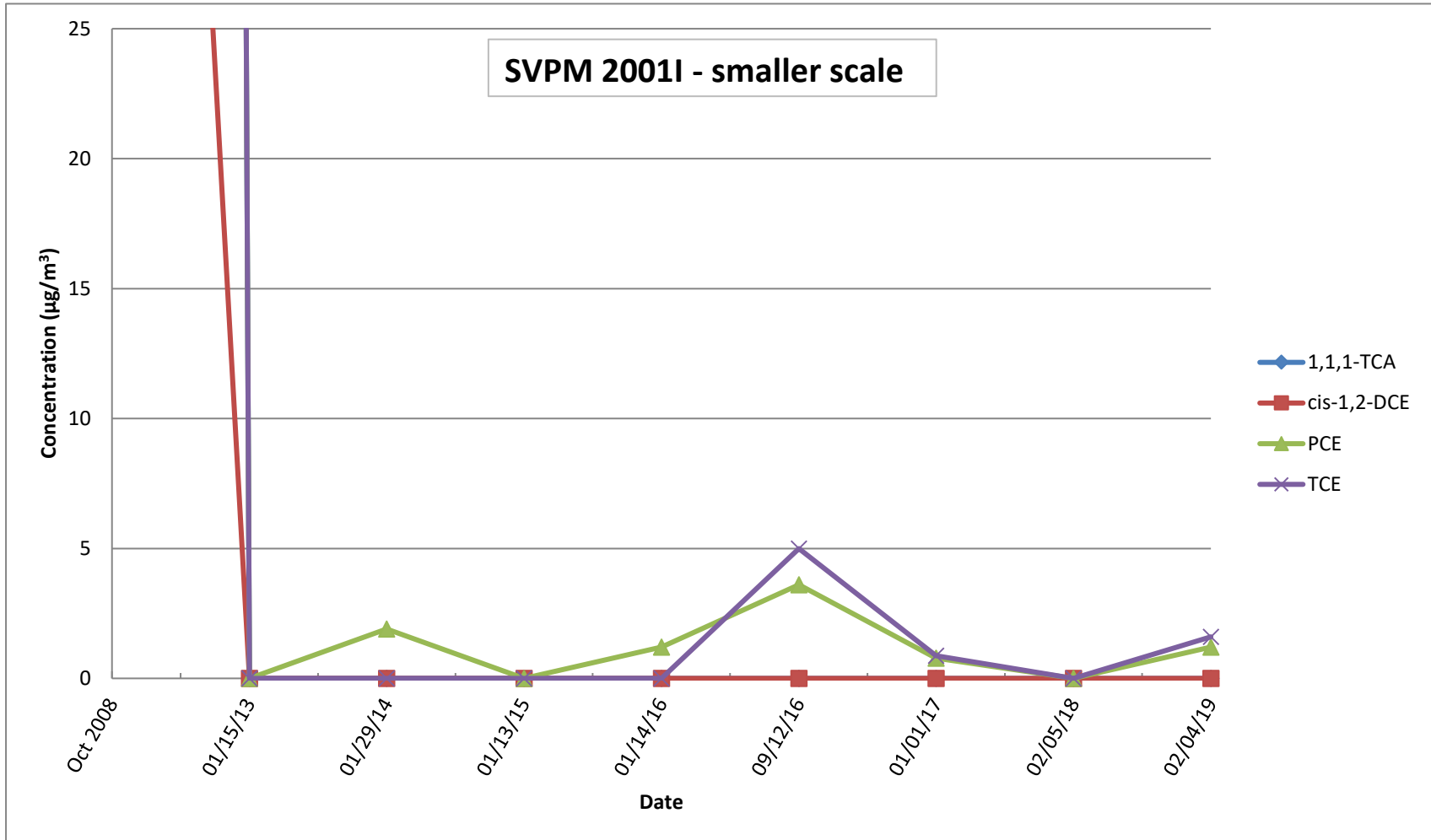
Soil Vapor Extraction Containment System
Site 1, Former Drum Marshalling Yard
Naval Weapons Industrial Reserve Plant - Bethpage, NY
Concentration Trends of Select VOCs
SVPMs



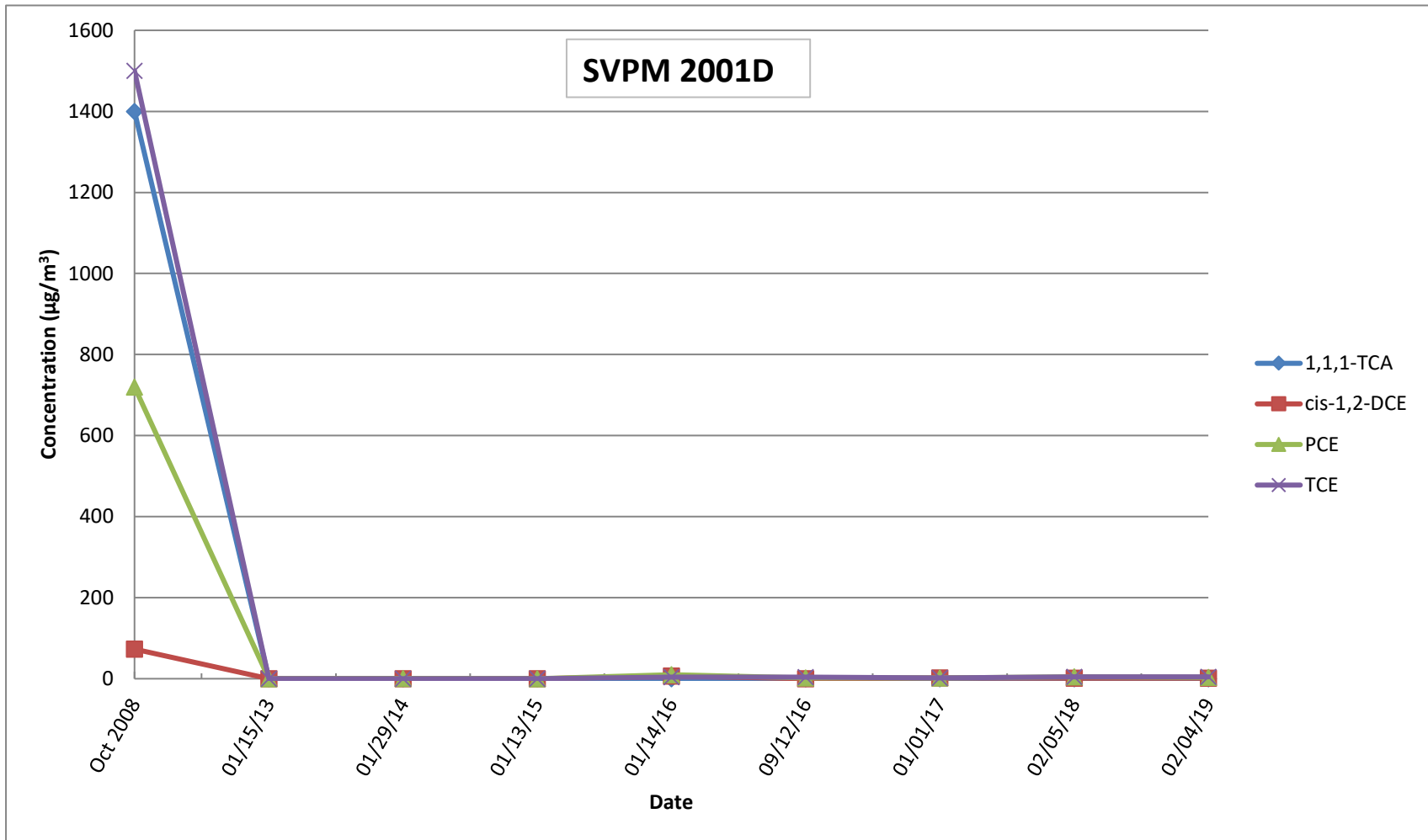
Soil Vapor Extraction Containment System
Site 1, Former Drum Marshalling Yard
Naval Weapons Industrial Reserve Plant - Bethpage, NY
Concentration Trends of Select VOCs
SVPMs



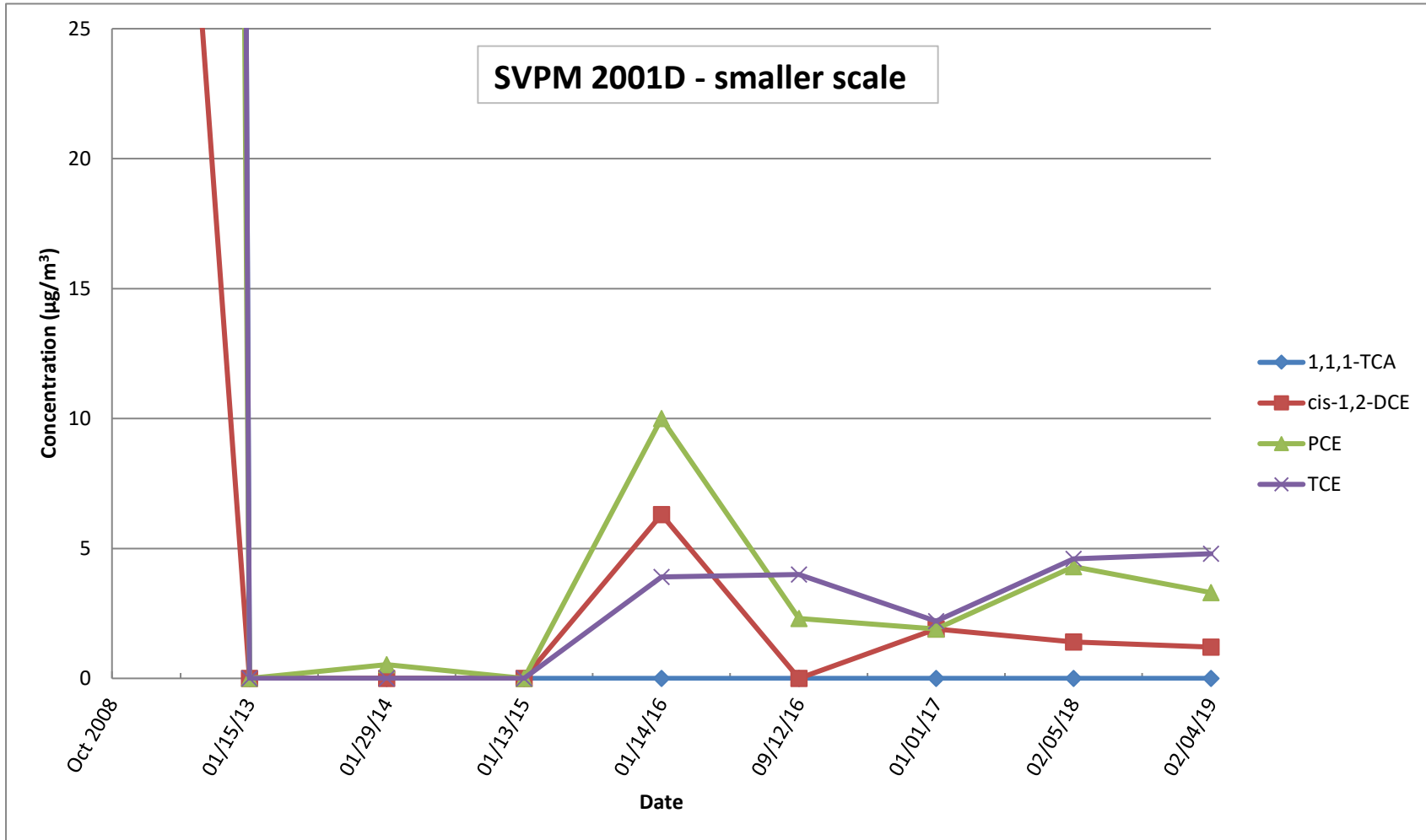
Soil Vapor Extraction Containment System
Site 1, Former Drum Marshalling Yard
Naval Weapons Industrial Reserve Plant - Bethpage, NY
Concentration Trends of Select VOCs
SVPMs



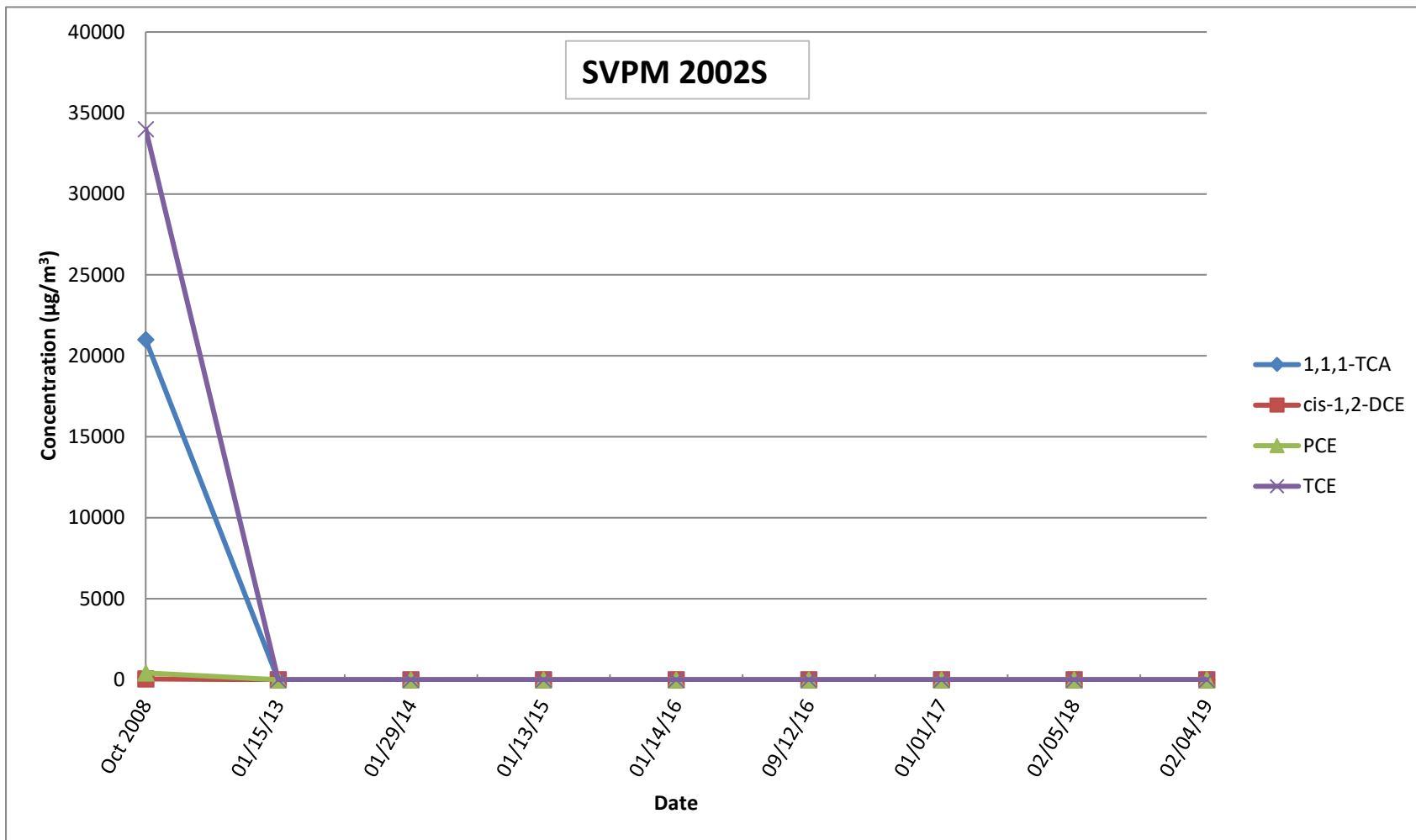
Soil Vapor Extraction Containment System
Site 1, Former Drum Marshalling Yard
Naval Weapons Industrial Reserve Plant - Bethpage, NY
Concentration Trends of Select VOCs
SVPMs



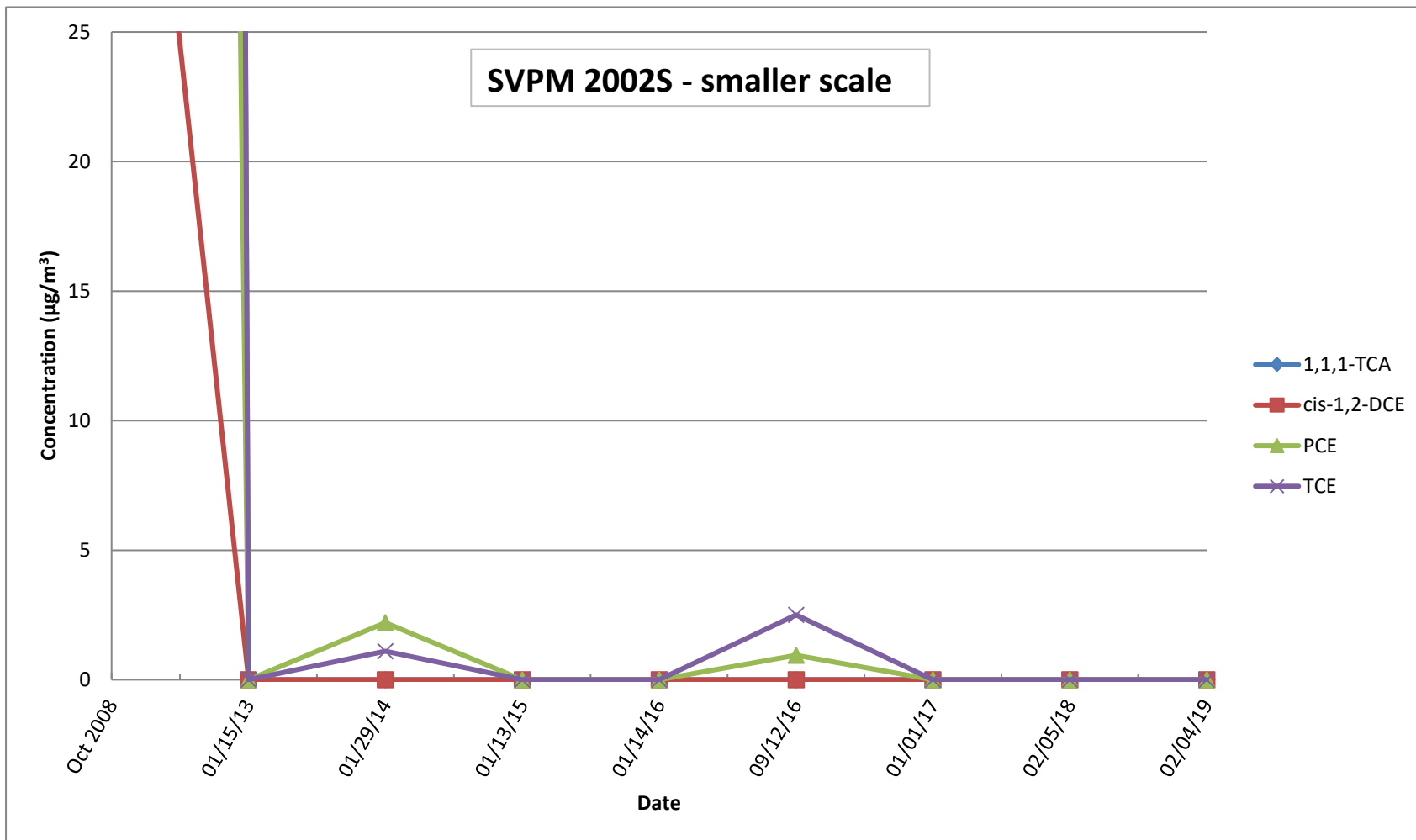
Soil Vapor Extraction Containment System
Site 1, Former Drum Marshalling Yard
Naval Weapons Industrial Reserve Plant - Bethpage, NY
Concentration Trends of Select VOCs
SVPMs



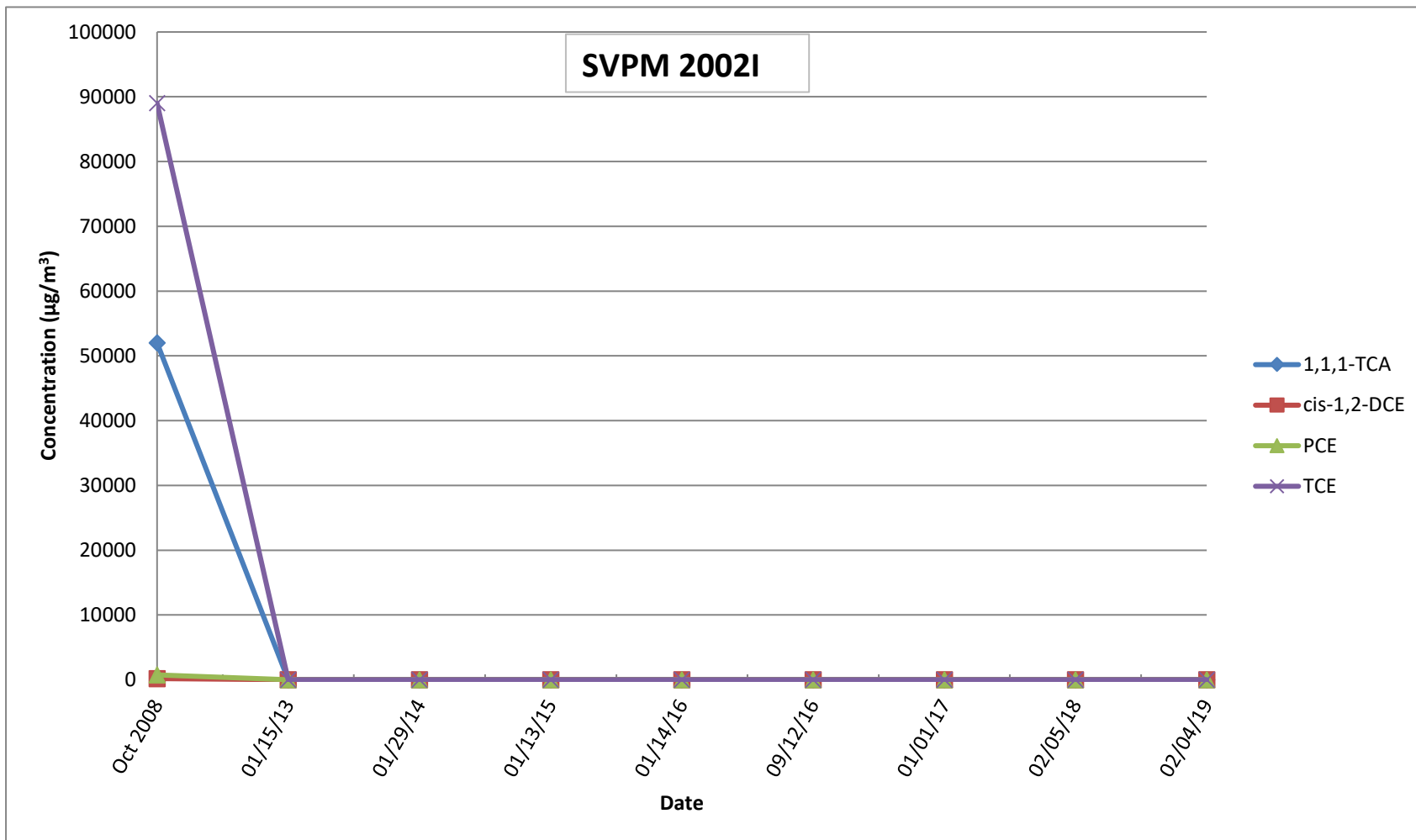
Soil Vapor Extraction Containment System
Site 1, Former Drum Marshalling Yard
Naval Weapons Industrial Reserve Plant - Bethpage, NY
Concentration Trends of Select VOCs
SVPMs



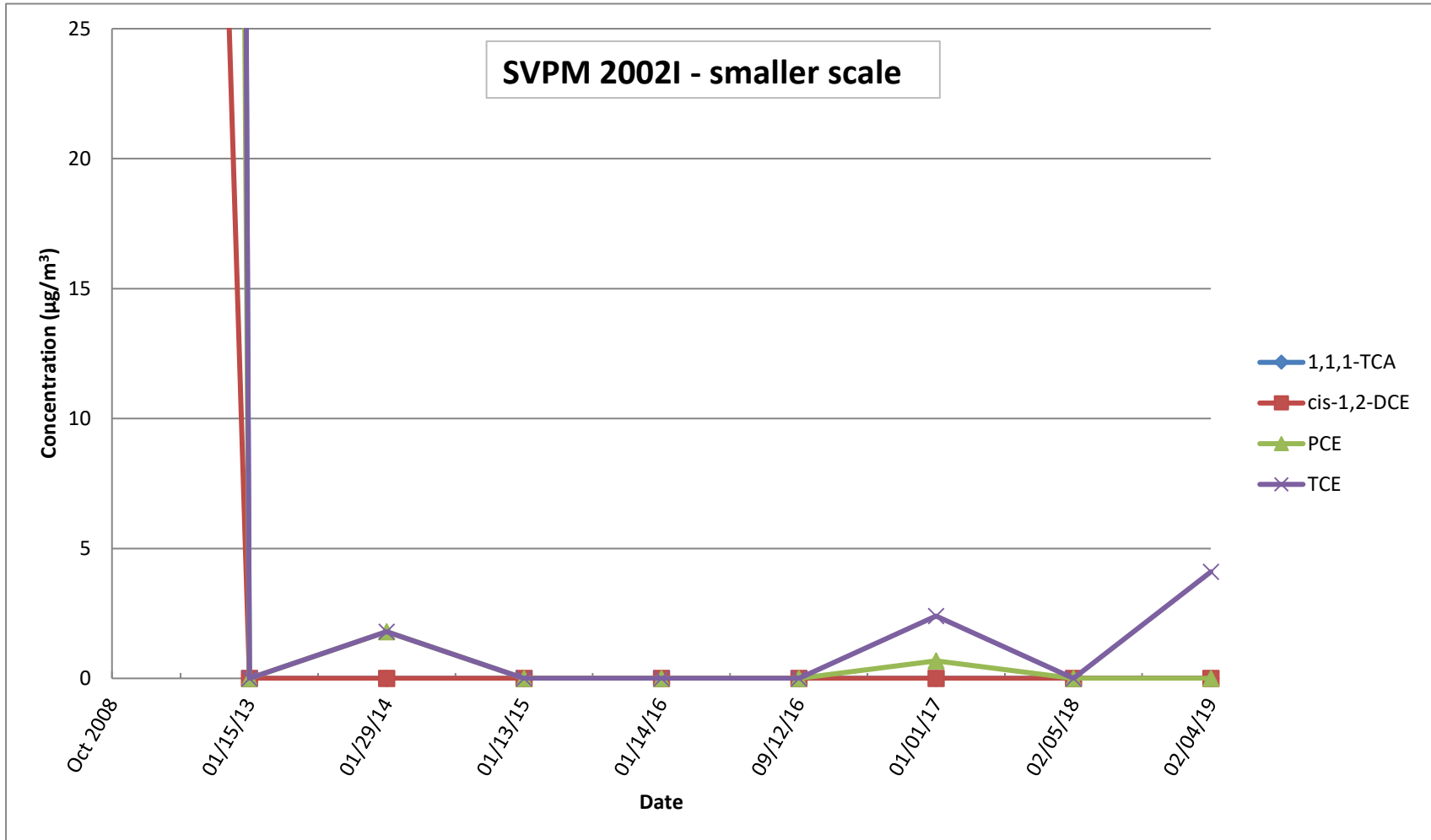
Soil Vapor Extraction Containment System
Site 1, Former Drum Marshalling Yard
Naval Weapons Industrial Reserve Plant - Bethpage, NY
Concentration Trends of Select VOCs
SVPMs



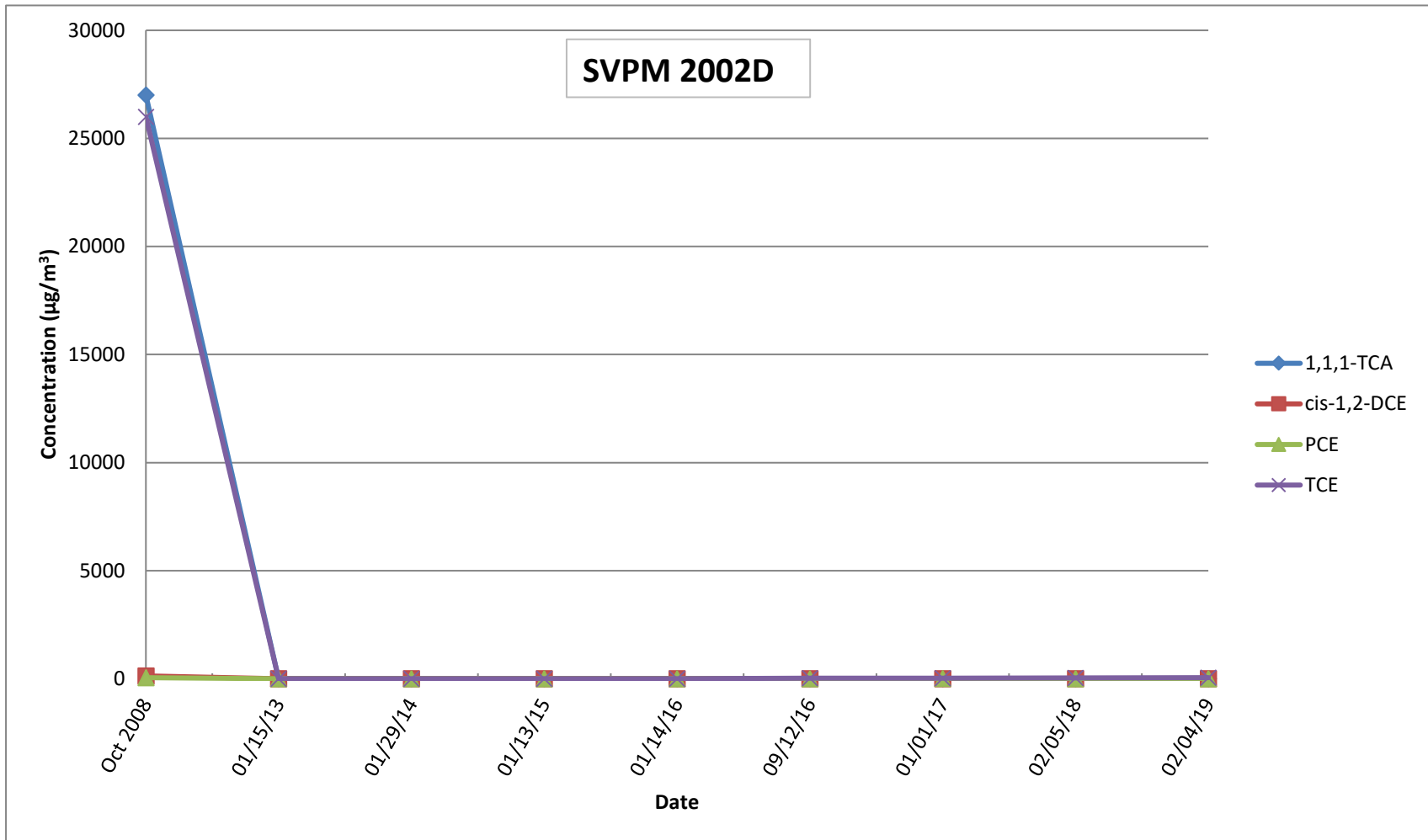
Soil Vapor Extraction Containment System
Site 1, Former Drum Marshalling Yard
Naval Weapons Industrial Reserve Plant - Bethpage, NY
Concentration Trends of Select VOCs
SVPMs



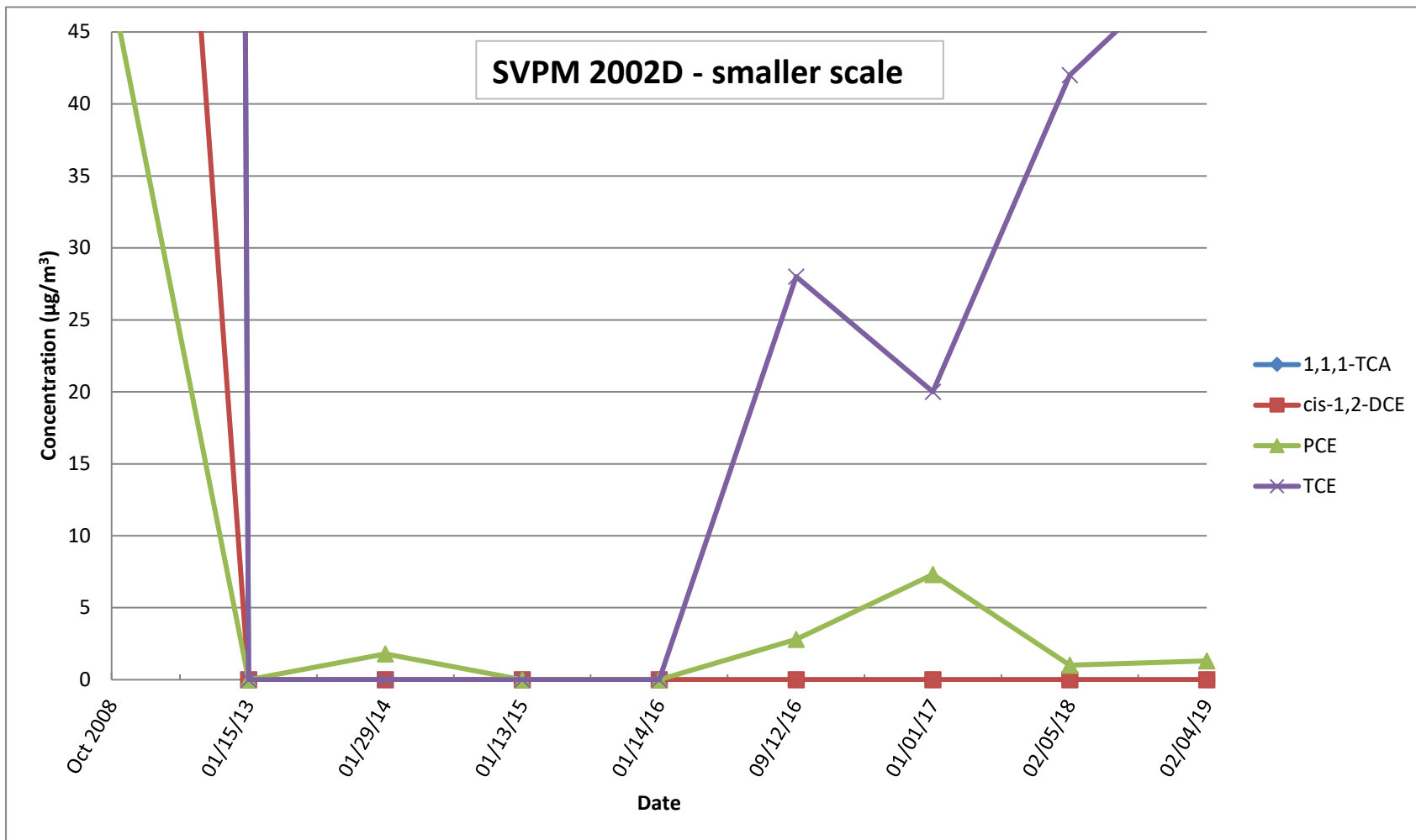
Soil Vapor Extraction Containment System
Site 1, Former Drum Marshalling Yard
Naval Weapons Industrial Reserve Plant - Bethpage, NY
Concentration Trends of Select VOCs
SVPMs



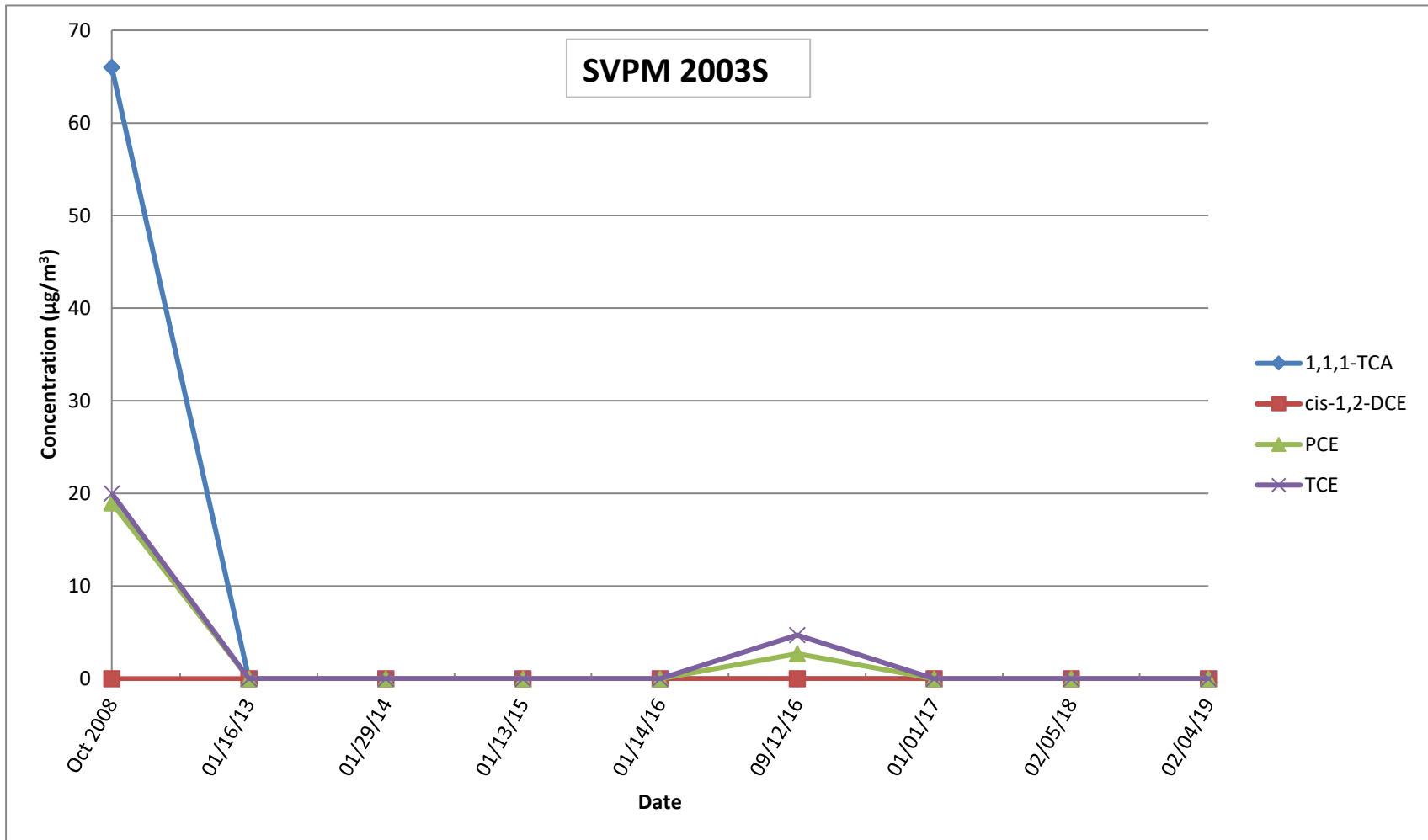
Soil Vapor Extraction Containment System
Site 1, Former Drum Marshalling Yard
Naval Weapons Industrial Reserve Plant - Bethpage, NY
Concentration Trends of Select VOCs
SVPMs



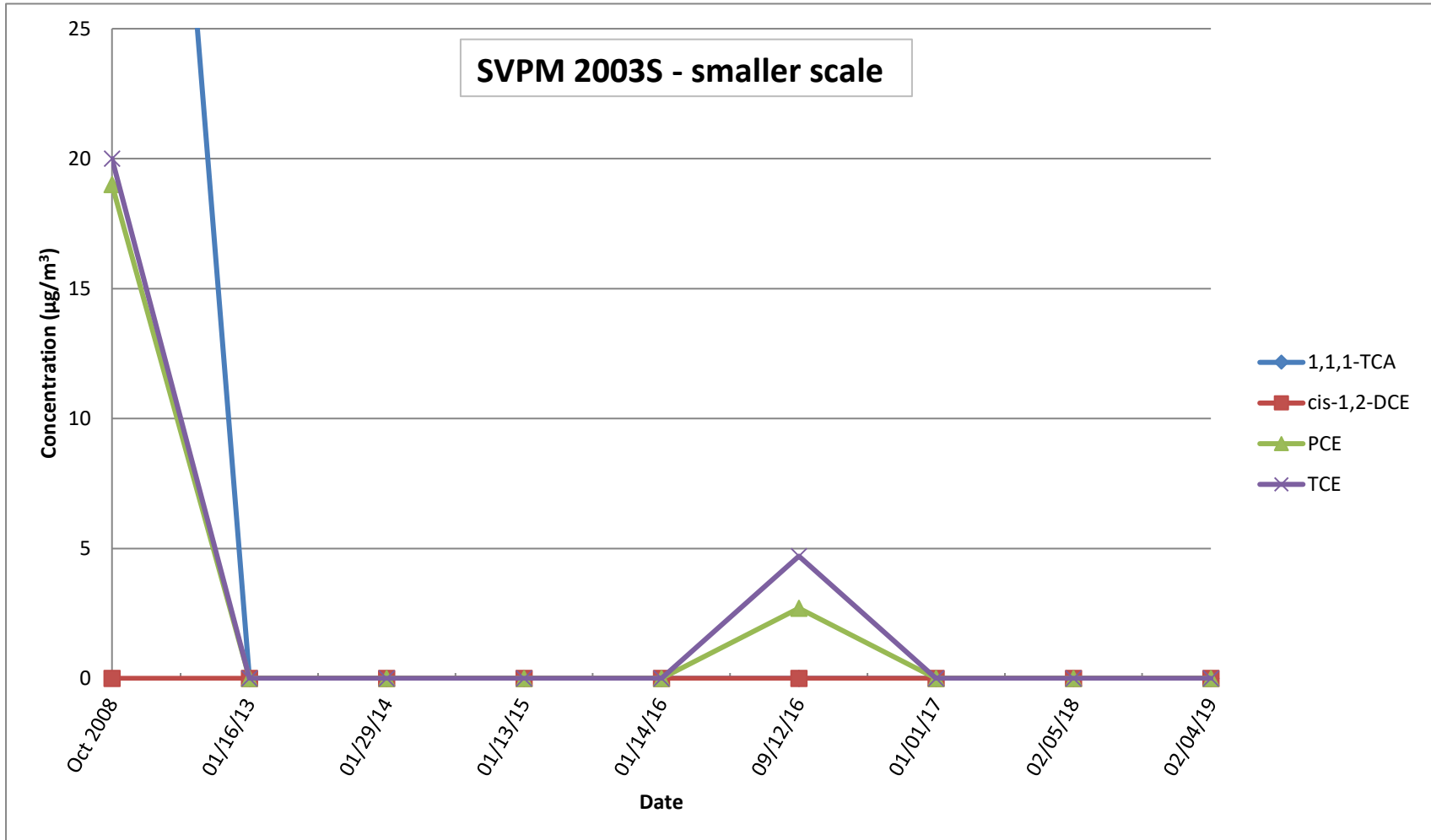
Soil Vapor Extraction Containment System
Site 1, Former Drum Marshalling Yard
Naval Weapons Industrial Reserve Plant - Bethpage, NY
Concentration Trends of Select VOCs
SVPMs



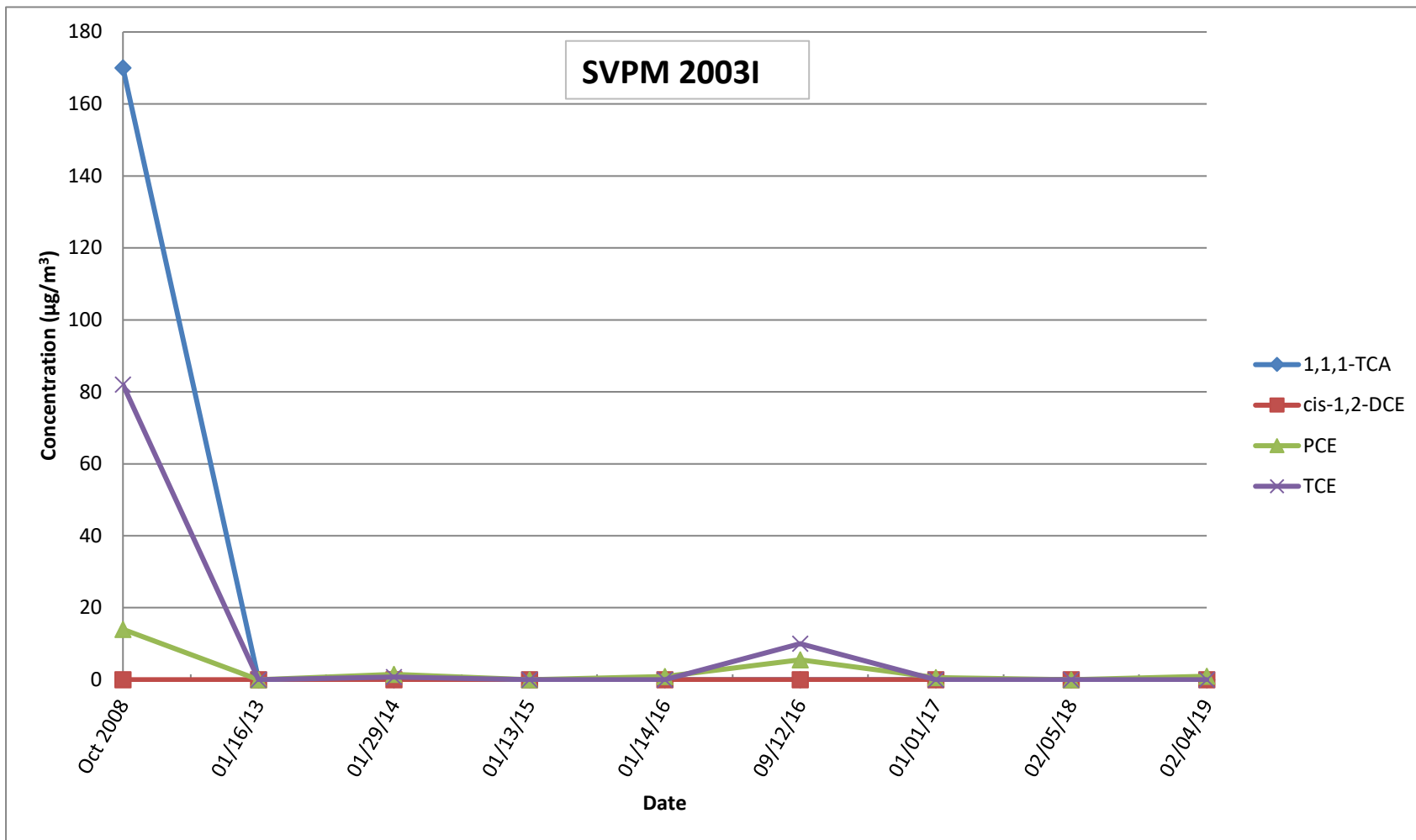
Soil Vapor Extraction Containment System
Site 1, Former Drum Marshalling Yard
Naval Weapons Industrial Reserve Plant - Bethpage, NY
Concentration Trends of Select VOCs
SVPMs



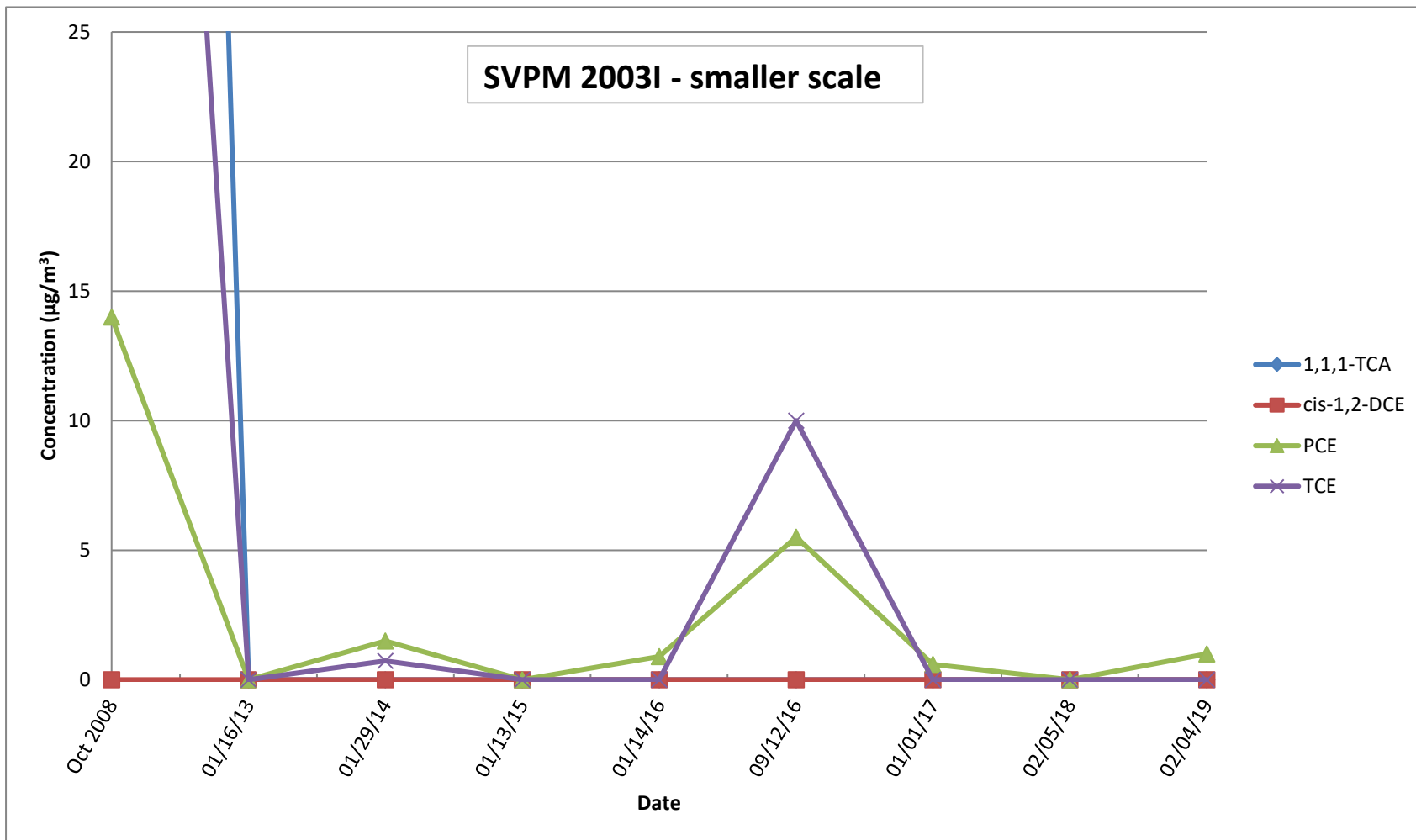
Soil Vapor Extraction Containment System
Site 1, Former Drum Marshalling Yard
Naval Weapons Industrial Reserve Plant - Bethpage, NY
Concentration Trends of Select VOCs
SVPMs



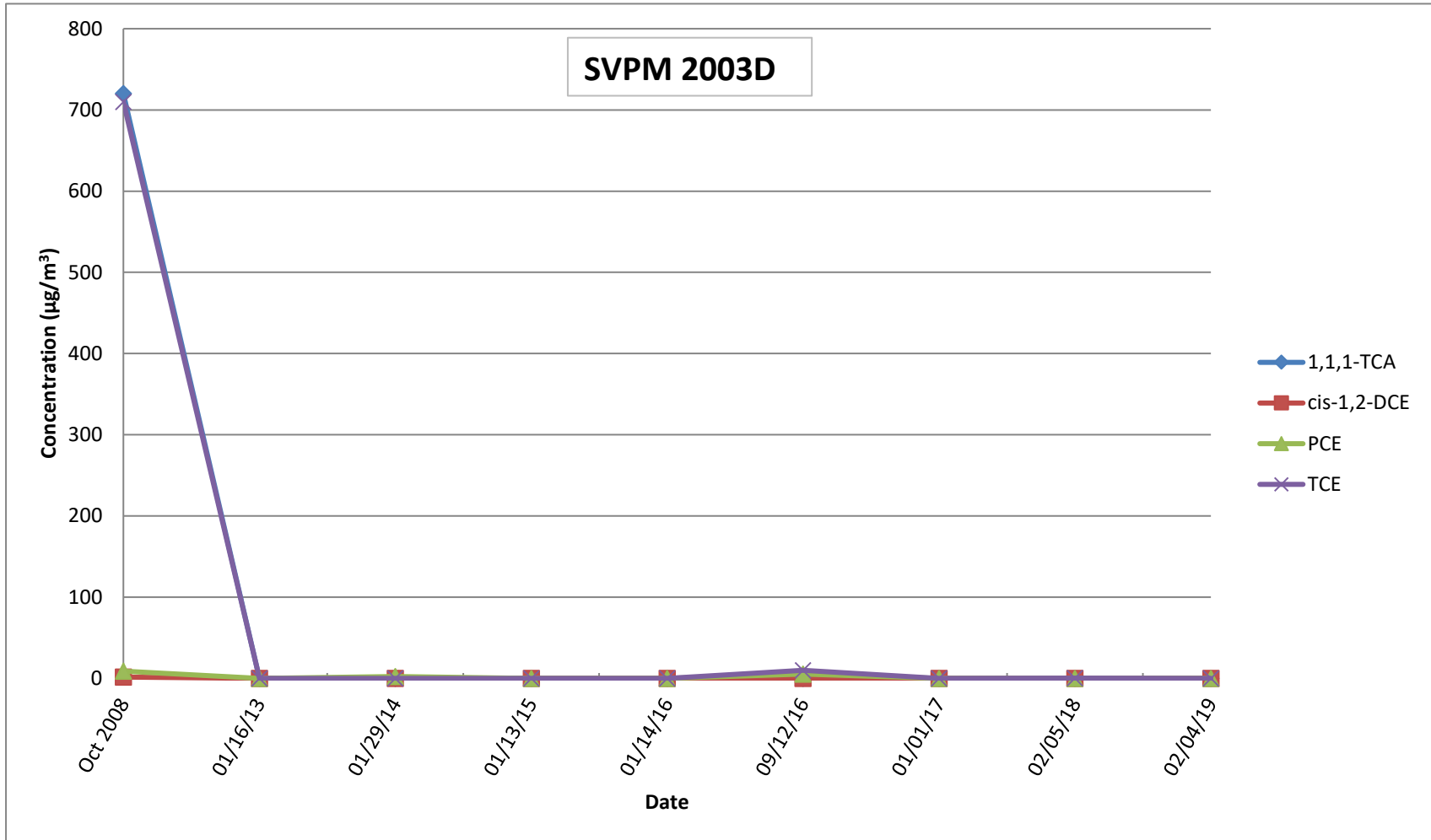
Soil Vapor Extraction Containment System
Site 1, Former Drum Marshalling Yard
Naval Weapons Industrial Reserve Plant - Bethpage, NY
Concentration Trends of Select VOCs
SVPMs



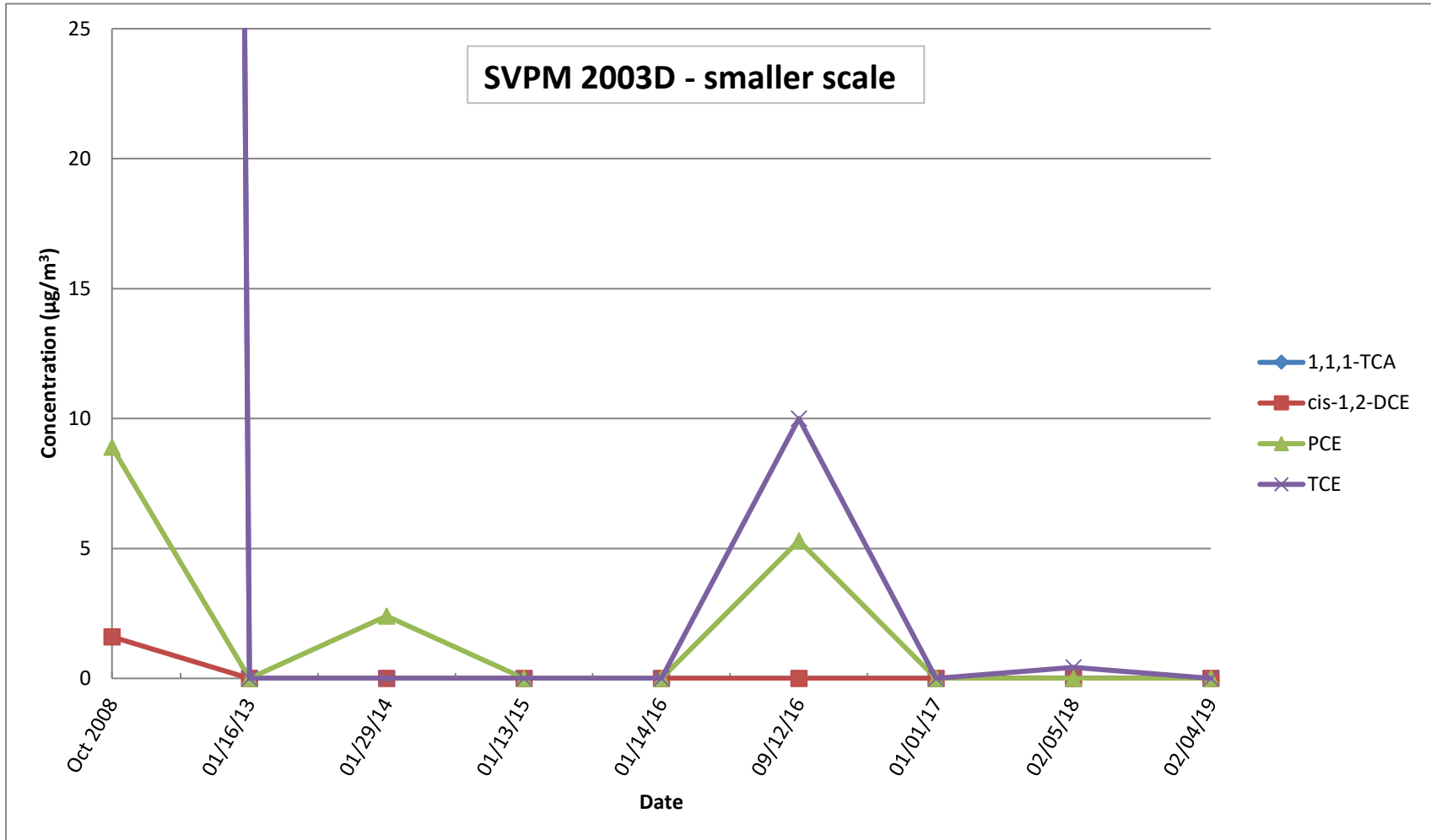
Soil Vapor Extraction Containment System
Site 1, Former Drum Marshalling Yard
Naval Weapons Industrial Reserve Plant - Bethpage, NY
Concentration Trends of Select VOCs
SVPMs



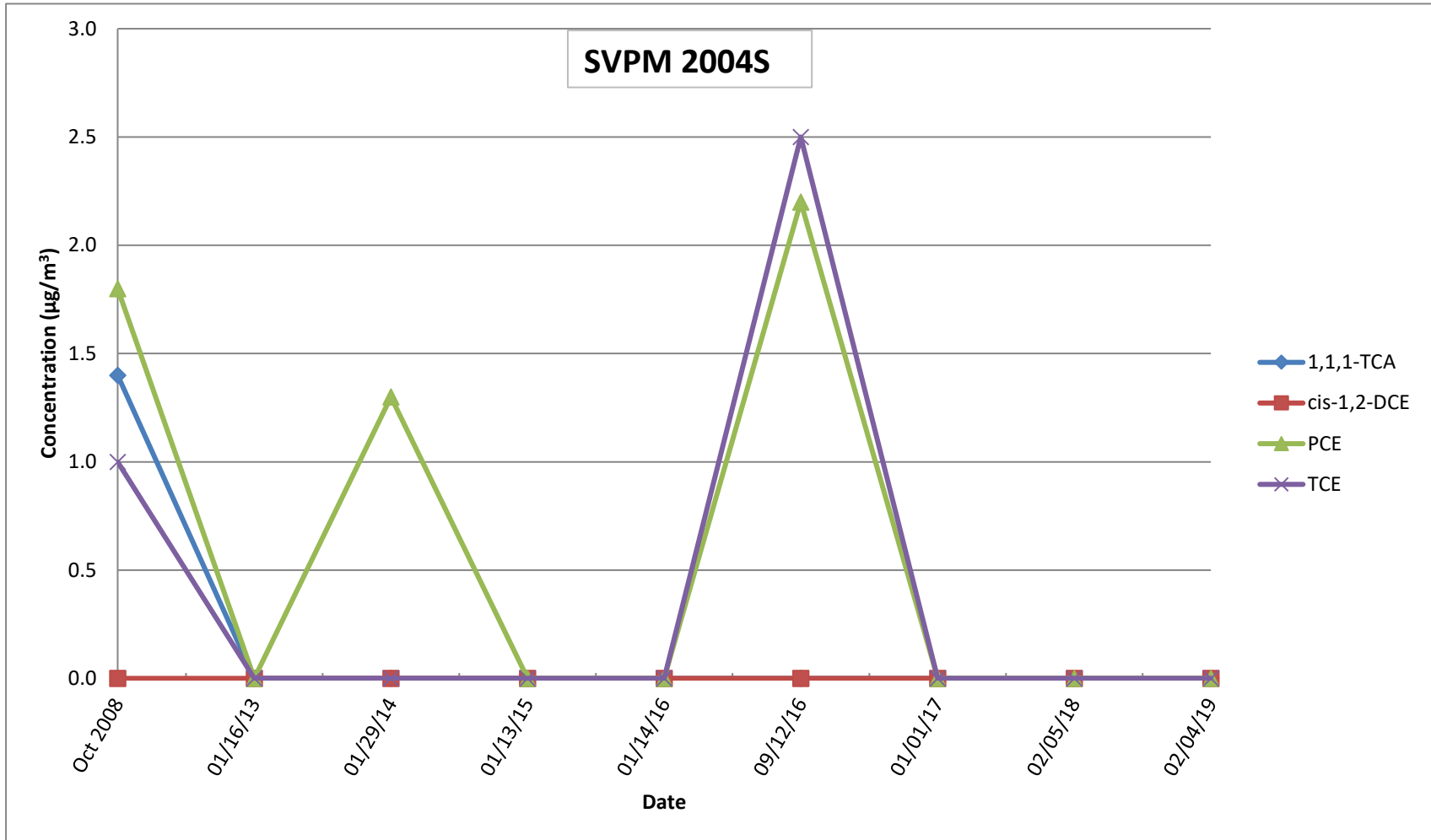
Soil Vapor Extraction Containment System
Site 1, Former Drum Marshalling Yard
Naval Weapons Industrial Reserve Plant - Bethpage, NY
Concentration Trends of Select VOCs
SVPMs



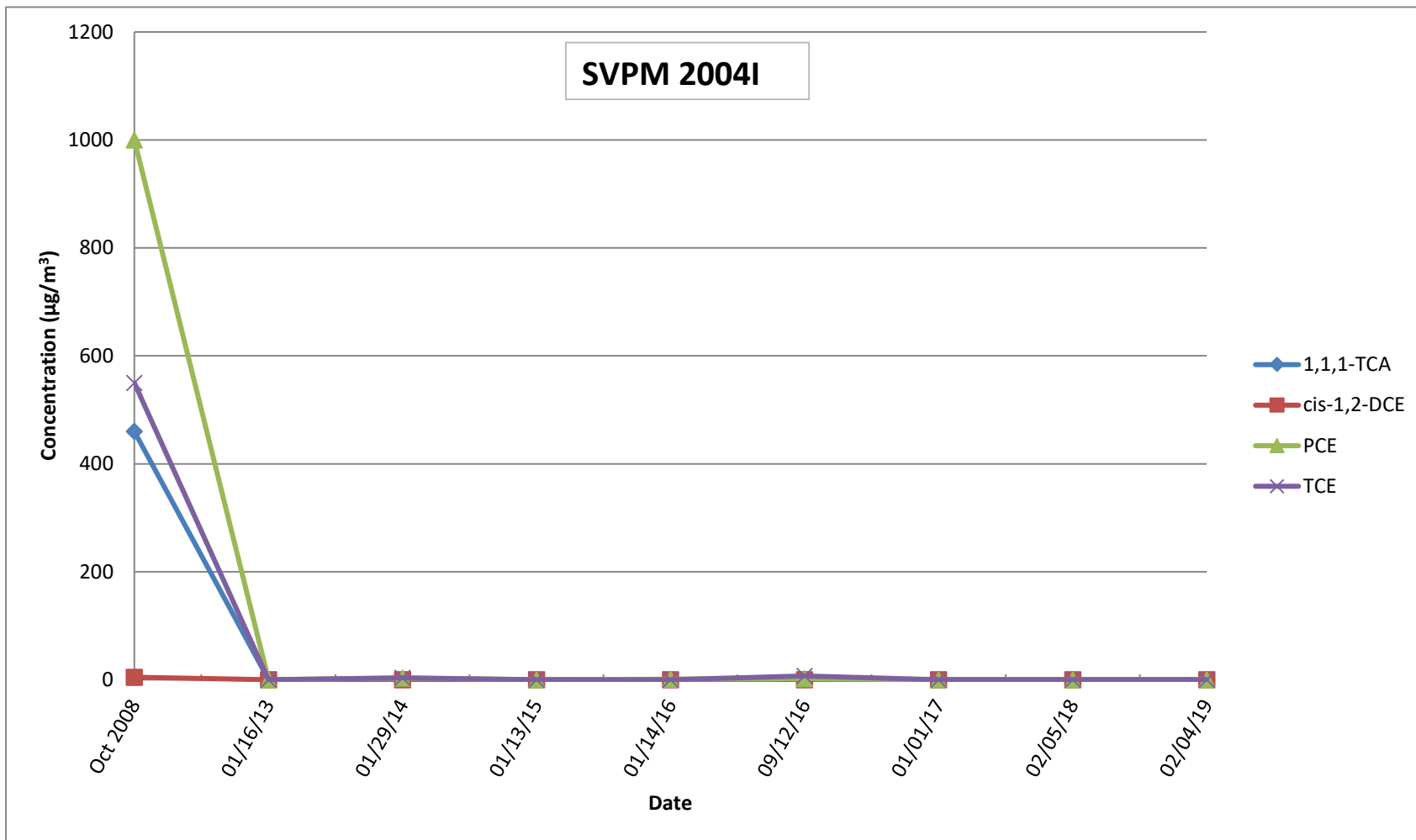
Soil Vapor Extraction Containment System
Site 1, Former Drum Marshalling Yard
Naval Weapons Industrial Reserve Plant - Bethpage, NY
Concentration Trends of Select VOCs
SVPMs



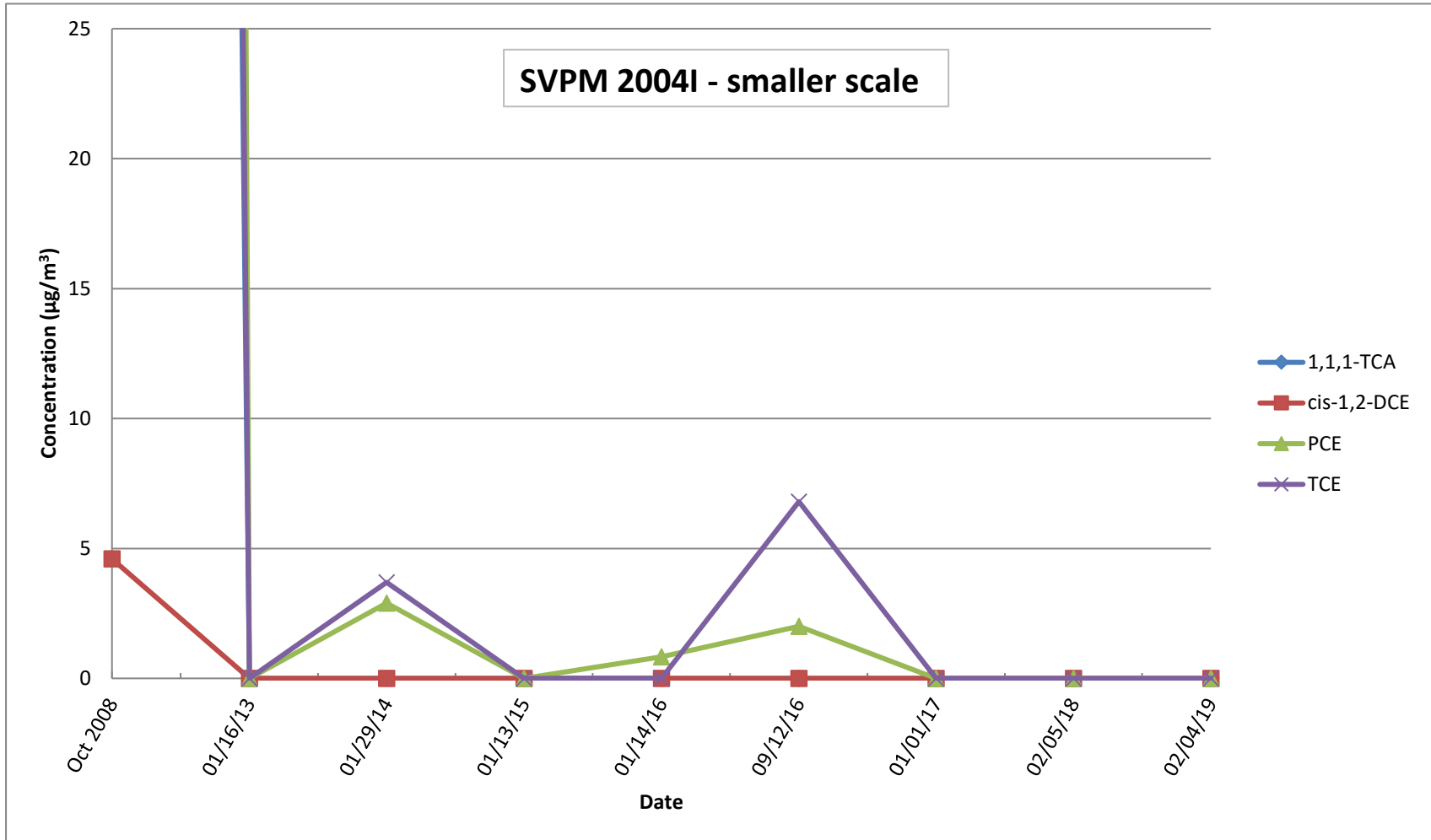
Soil Vapor Extraction Containment System
Site 1, Former Drum Marshalling Yard
Naval Weapons Industrial Reserve Plant - Bethpage, NY
Concentration Trends of Select VOCs
SVPMs



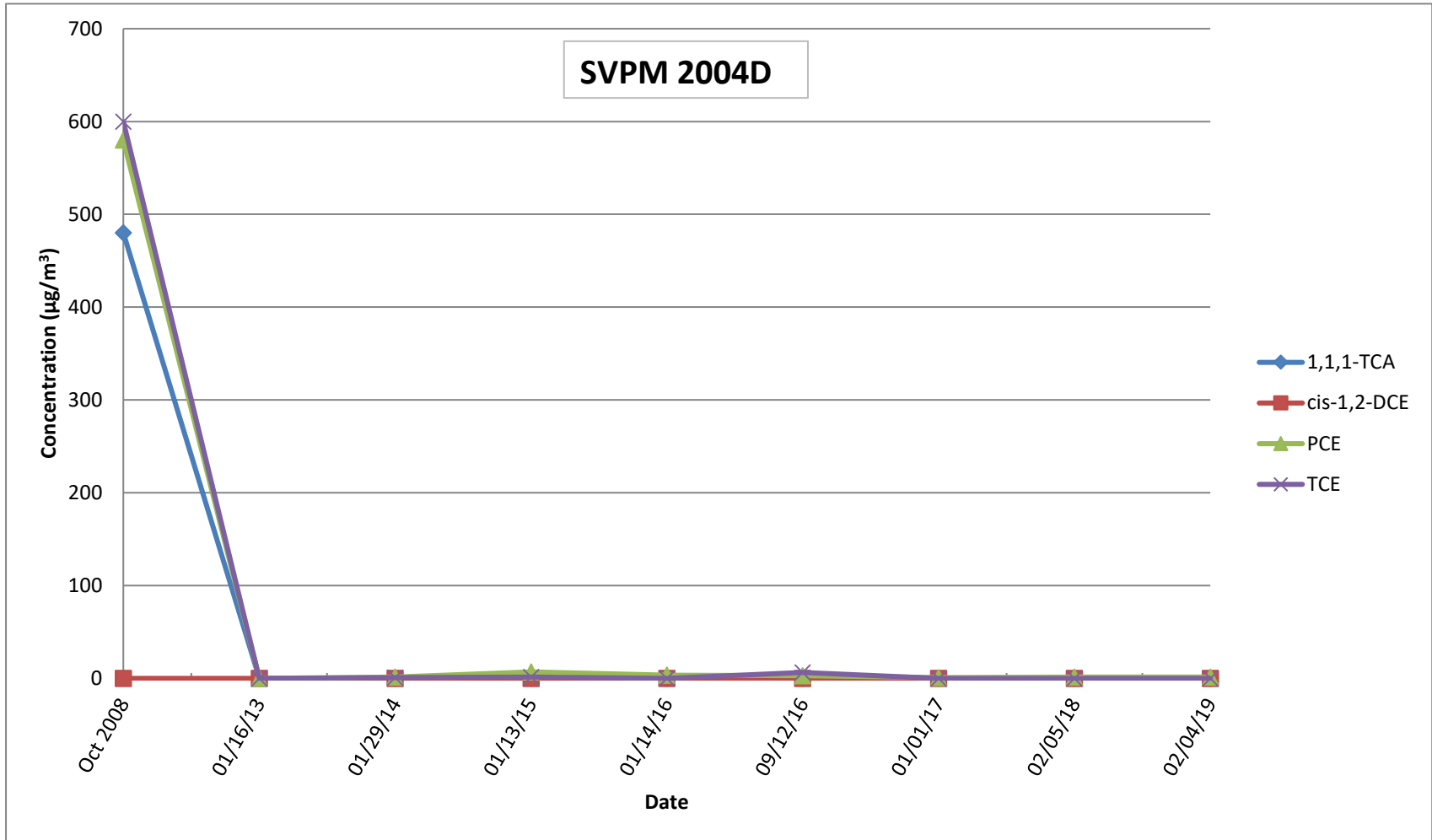
Soil Vapor Extraction Containment System
Site 1, Former Drum Marshalling Yard
Naval Weapons Industrial Reserve Plant - Bethpage, NY
Concentration Trends of Select VOCs
SVPMs



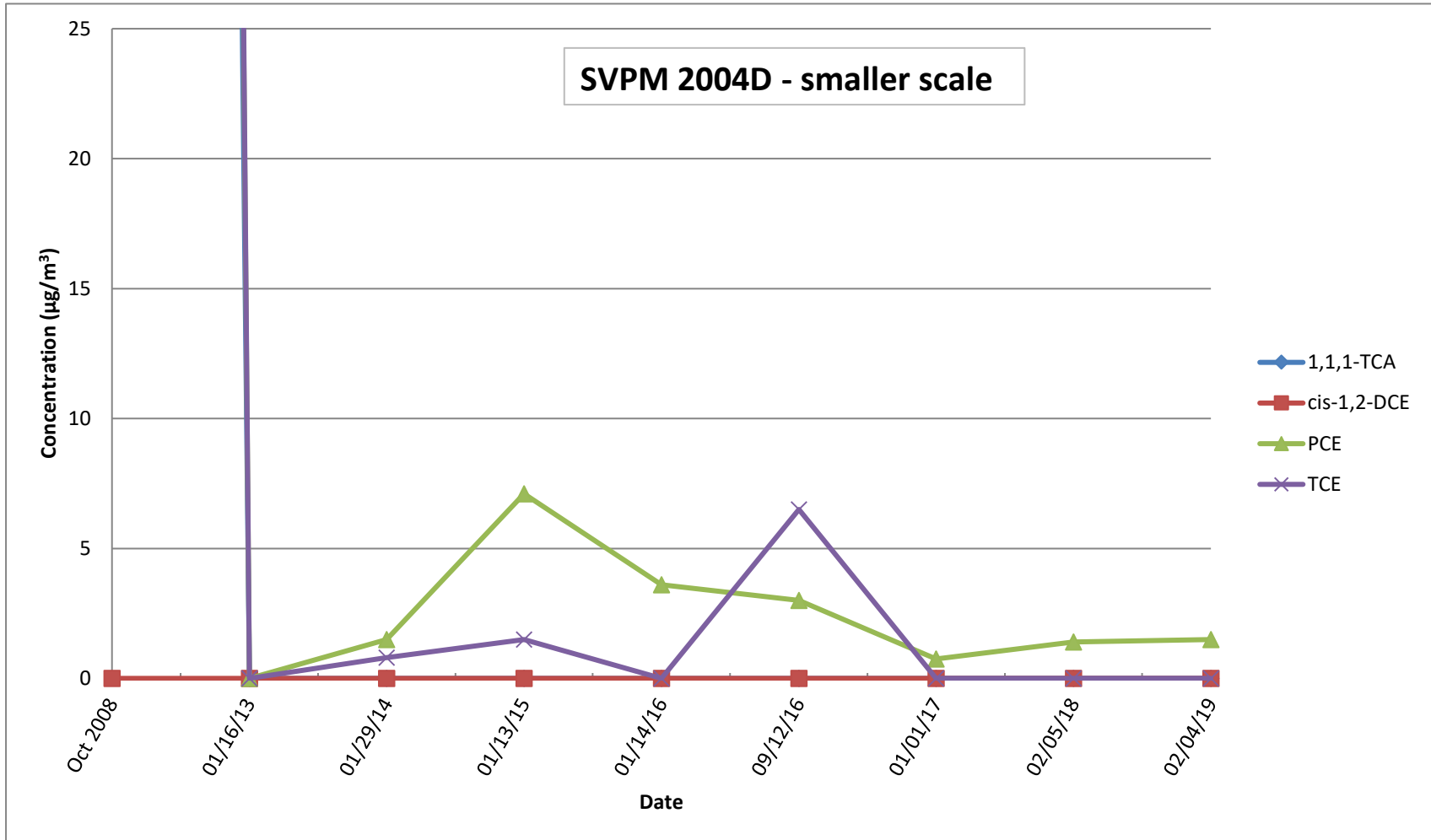
Soil Vapor Extraction Containment System
Site 1, Former Drum Marshalling Yard
Naval Weapons Industrial Reserve Plant - Bethpage, NY
Concentration Trends of Select VOCs
SVPMs



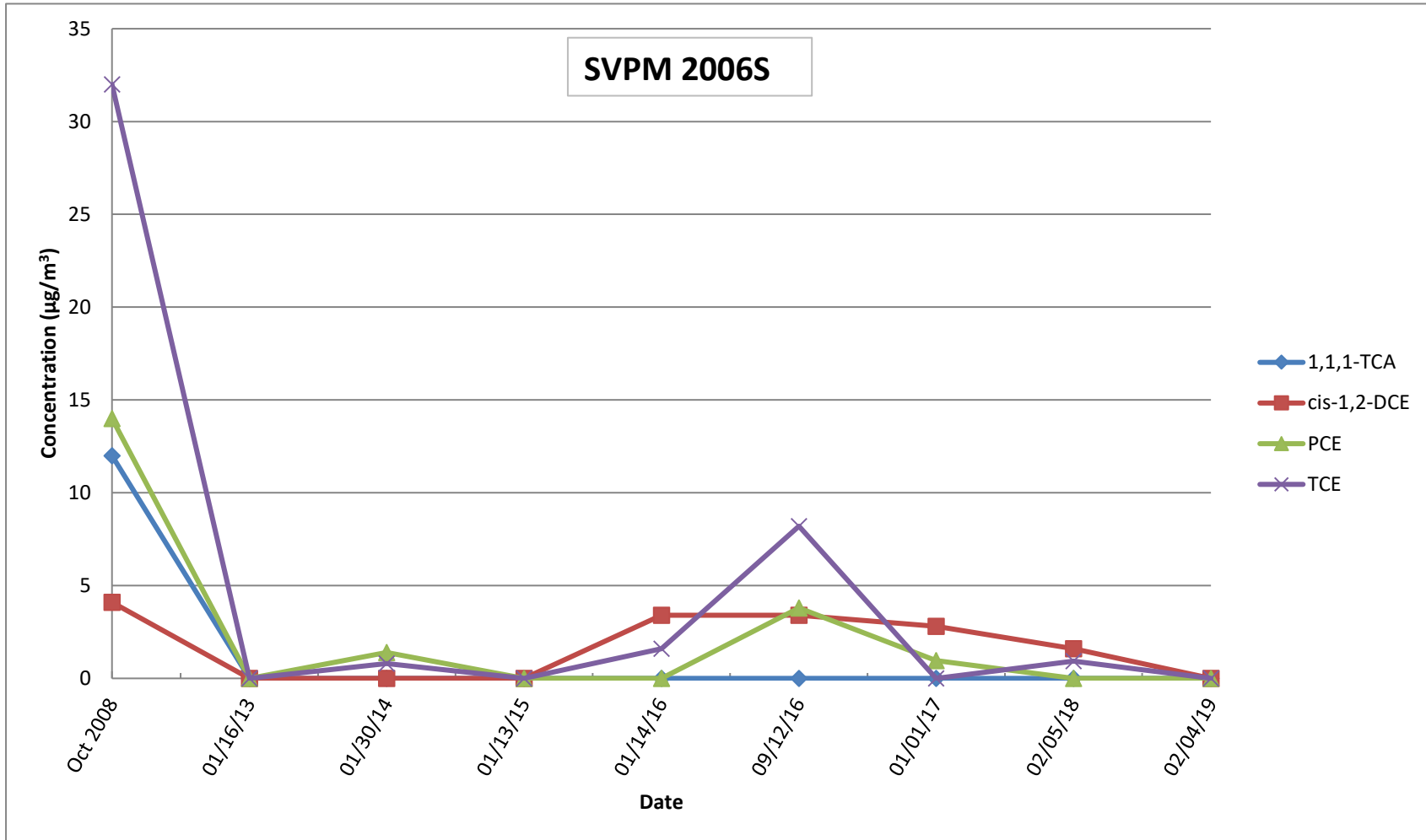
Soil Vapor Extraction Containment System
Site 1, Former Drum Marshalling Yard
Naval Weapons Industrial Reserve Plant - Bethpage, NY
Concentration Trends of Select VOCs
SVPMs



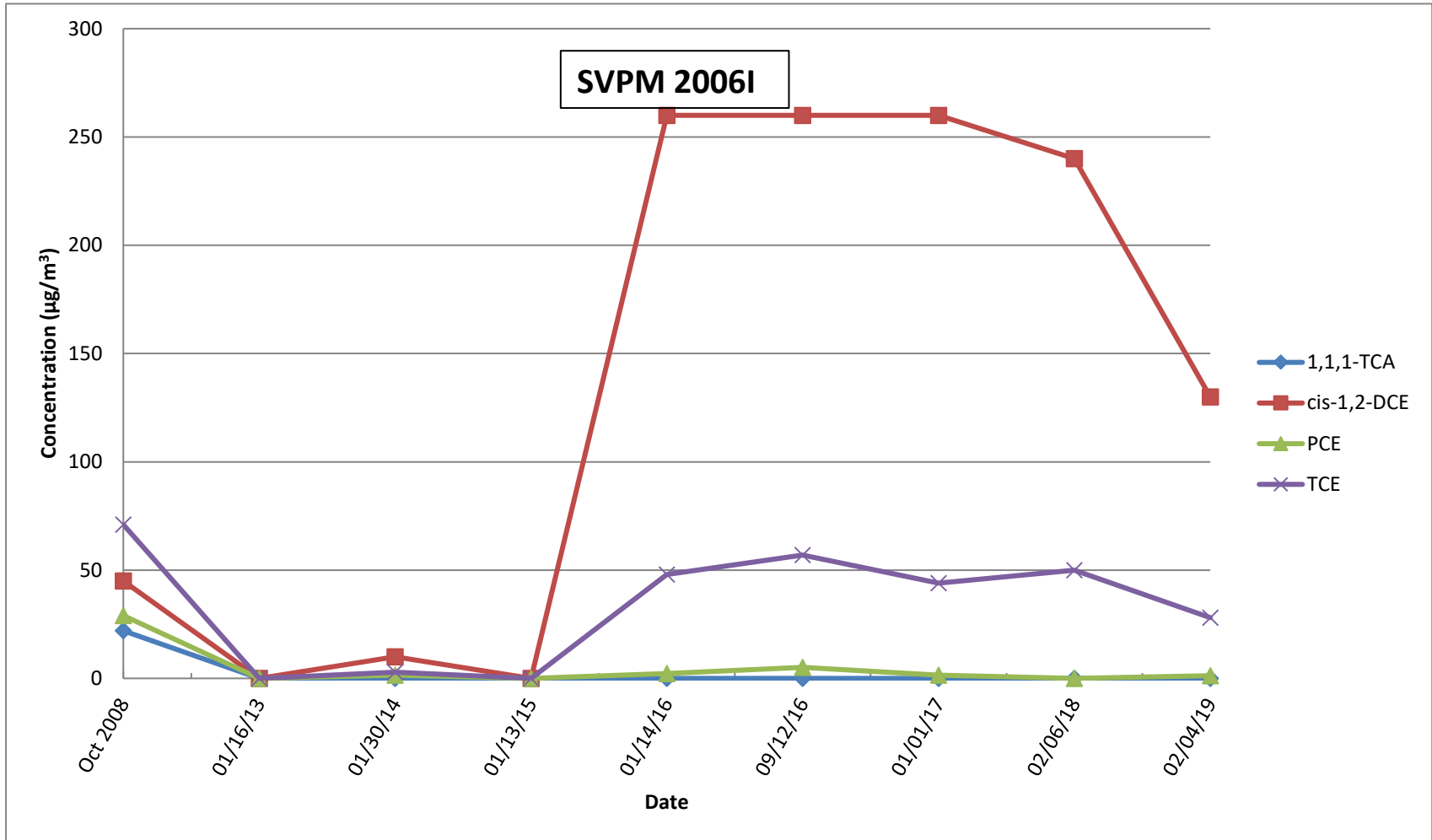
Soil Vapor Extraction Containment System
Site 1, Former Drum Marshalling Yard
Naval Weapons Industrial Reserve Plant - Bethpage, NY
Concentration Trends of Select VOCs
SVPMs



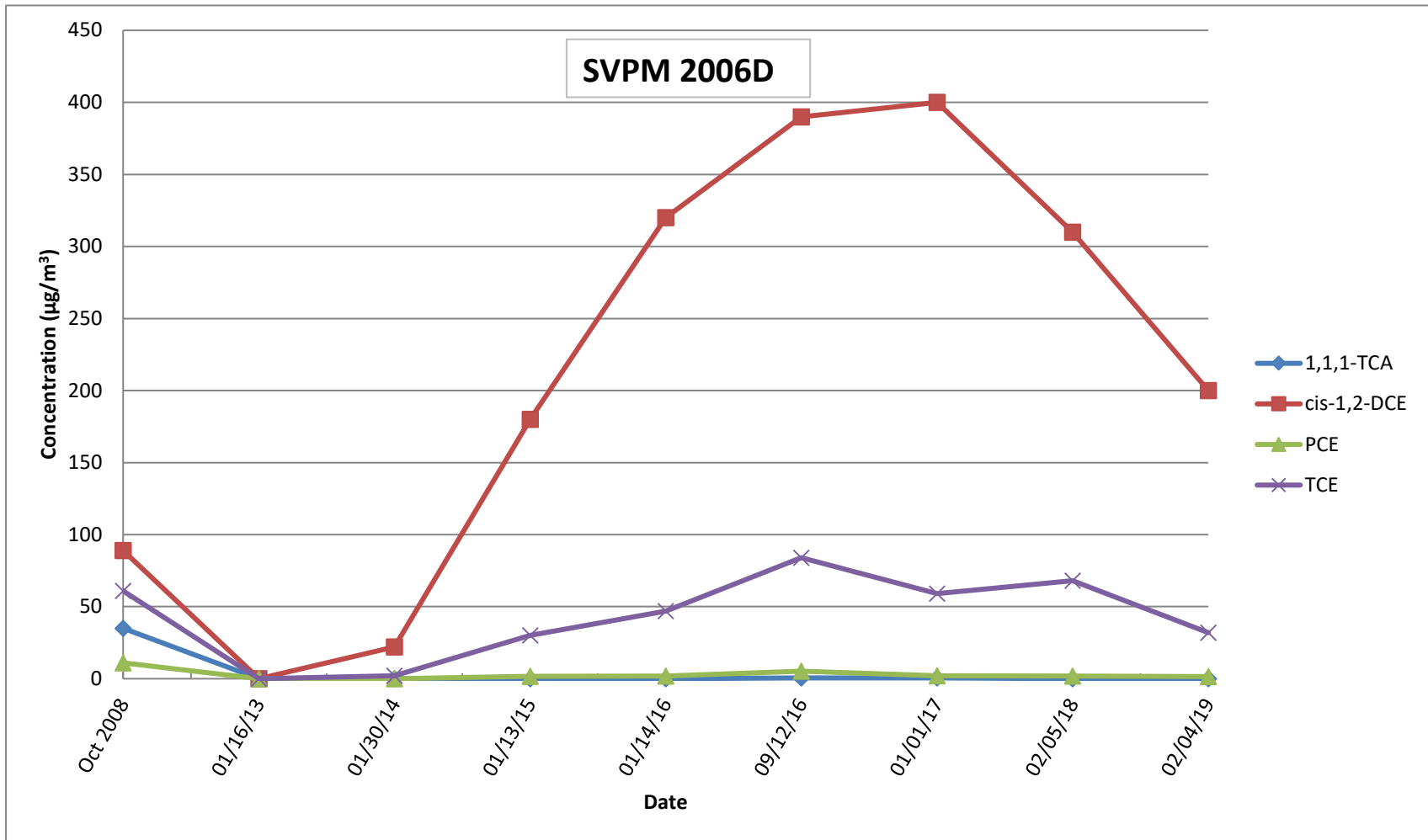
Soil Vapor Extraction Containment System
Site 1, Former Drum Marshalling Yard
Naval Weapons Industrial Reserve Plant - Bethpage, NY
Concentration Trends of Select VOCs
SVPMs



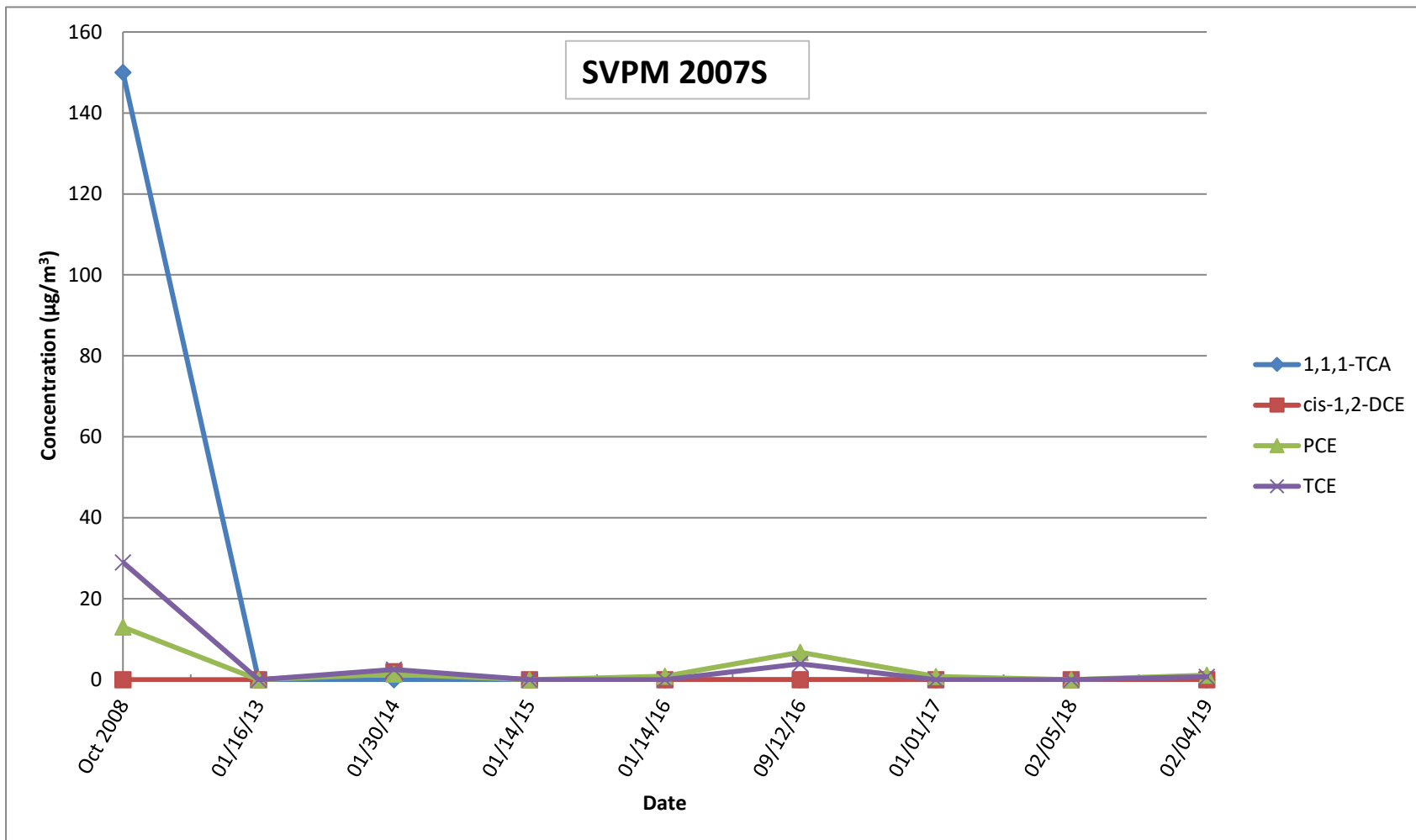
Soil Vapor Extraction Containment System
Site 1, Former Drum Marshalling Yard
Naval Weapons Industrial Reserve Plant - Bethpage, NY
Concentration Trends of Select VOCs
SVPMs



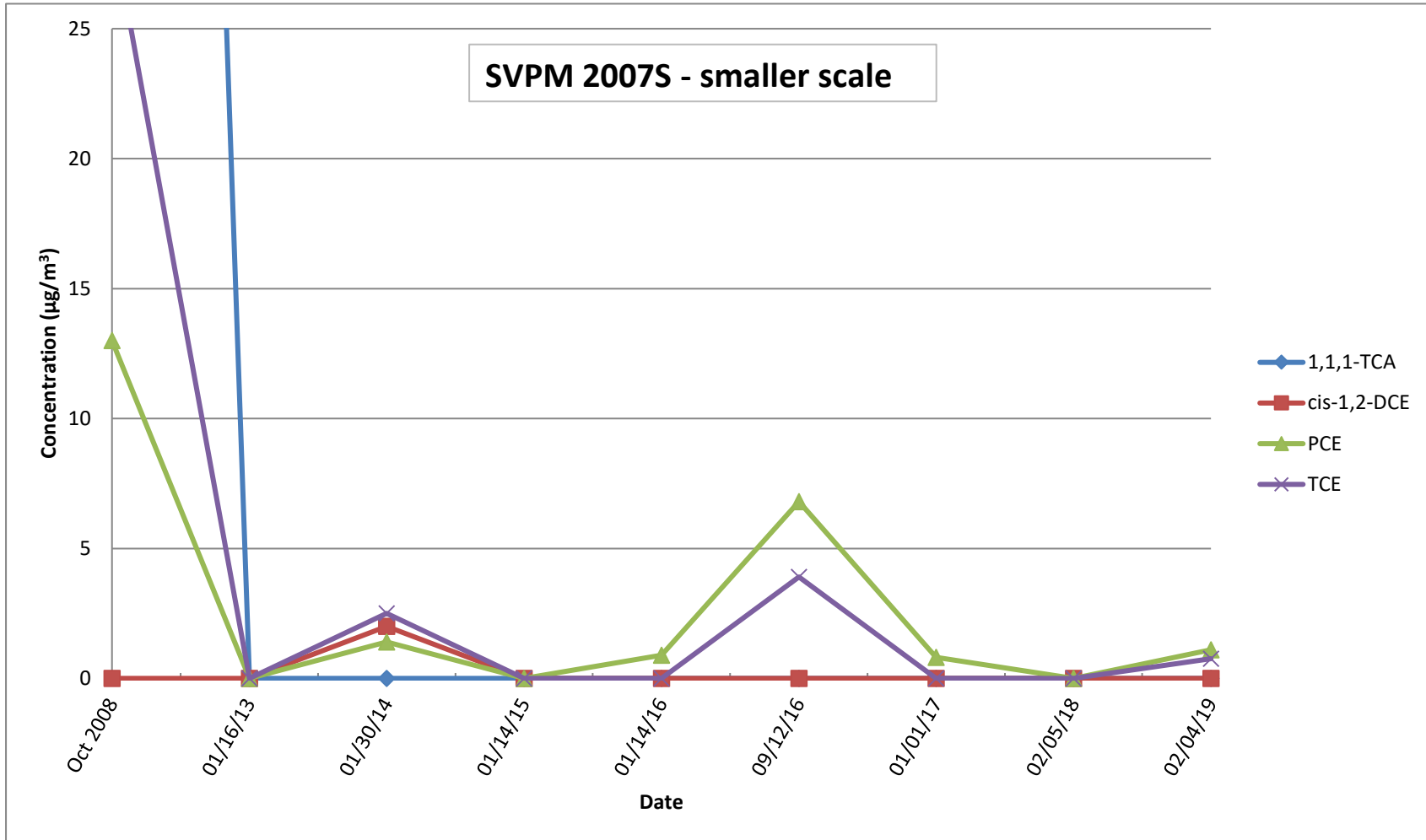
Soil Vapor Extraction Containment System
Site 1, Former Drum Marshalling Yard
Naval Weapons Industrial Reserve Plant - Bethpage, NY
Concentration Trends of Select VOCs
SVPMs



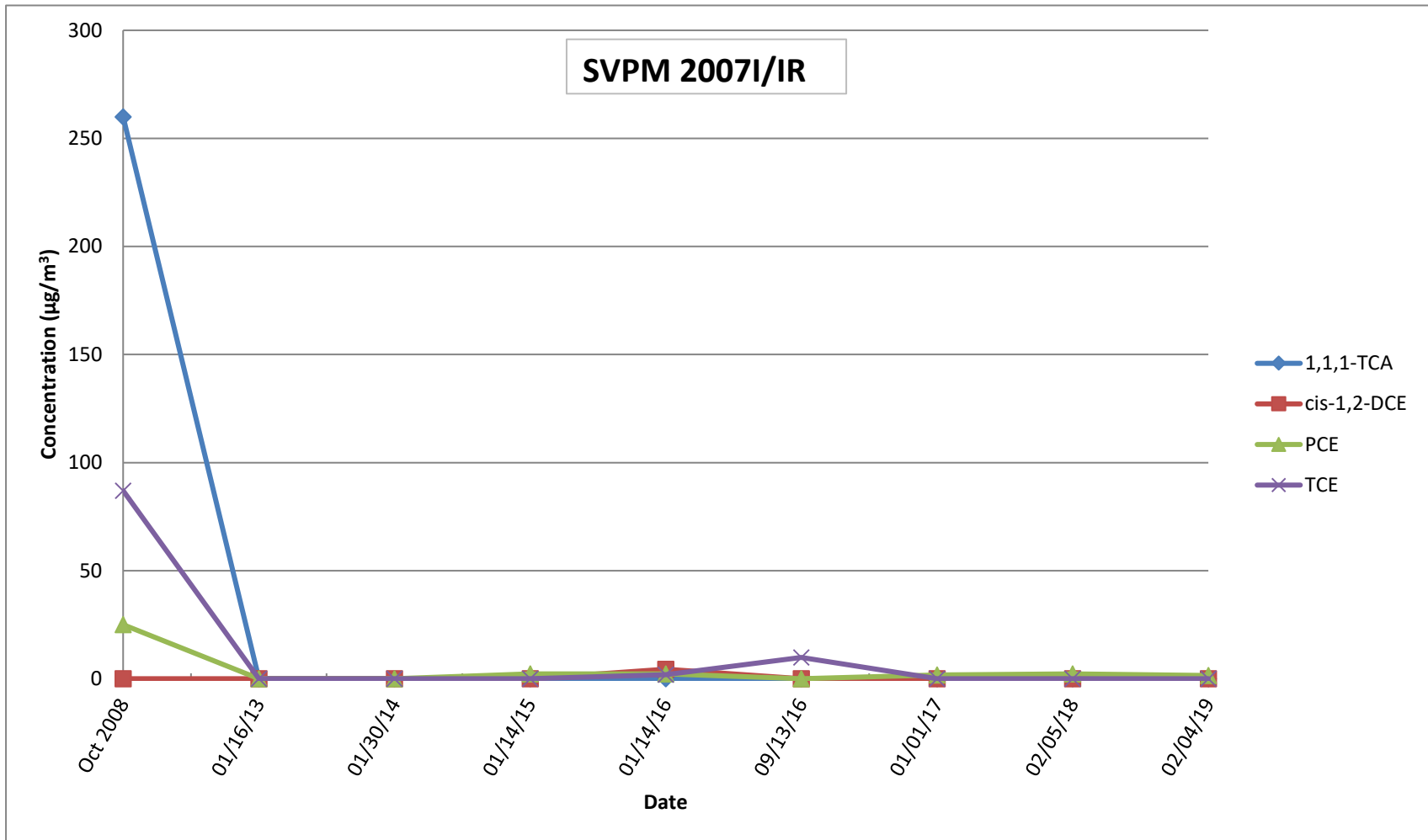
Soil Vapor Extraction Containment System
Site 1, Former Drum Marshalling Yard
Naval Weapons Industrial Reserve Plant - Bethpage, NY
Concentration Trends of Select VOCs
SVPMs



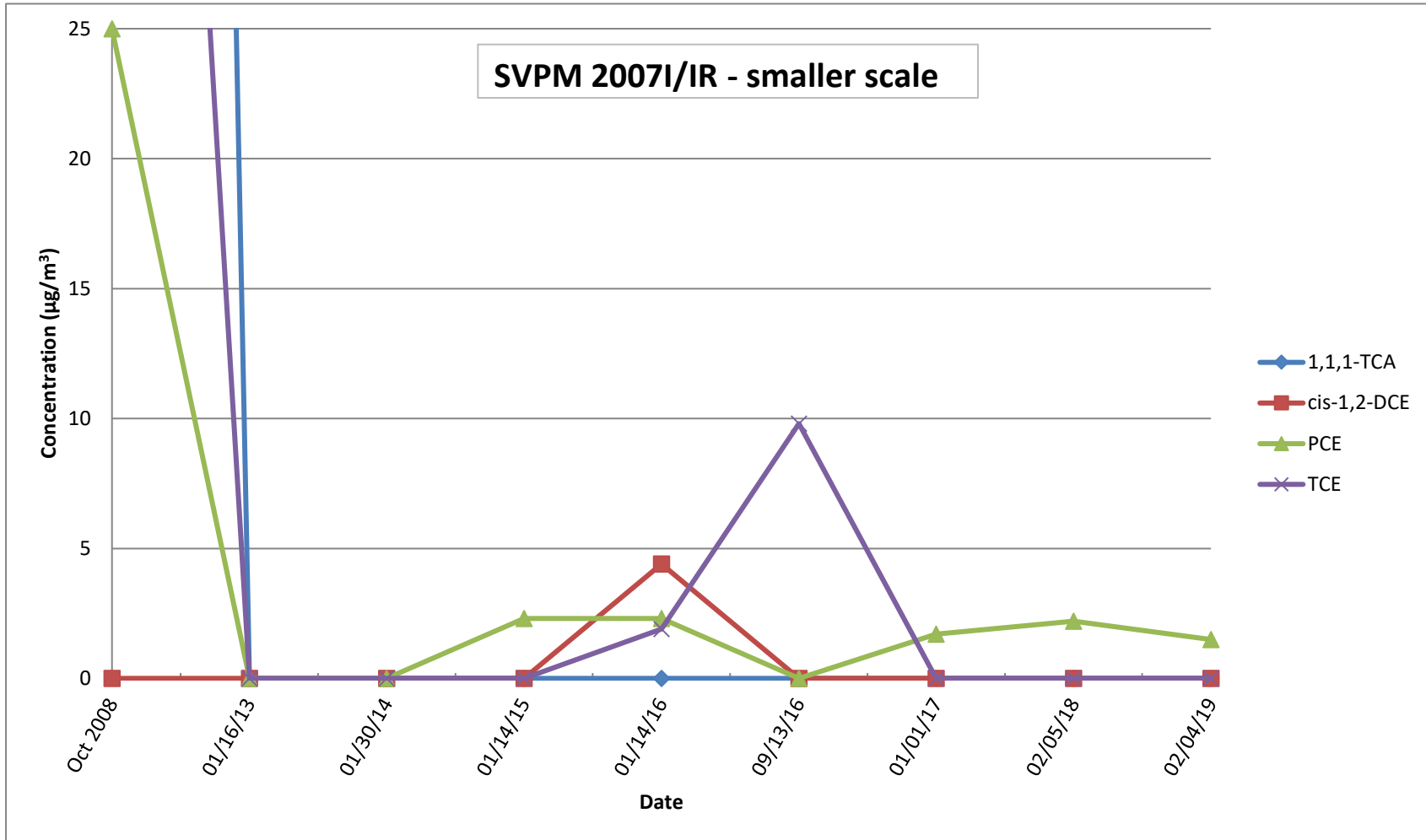
Soil Vapor Extraction Containment System
Site 1, Former Drum Marshalling Yard
Naval Weapons Industrial Reserve Plant - Bethpage, NY
Concentration Trends of Select VOCs
SVPMs



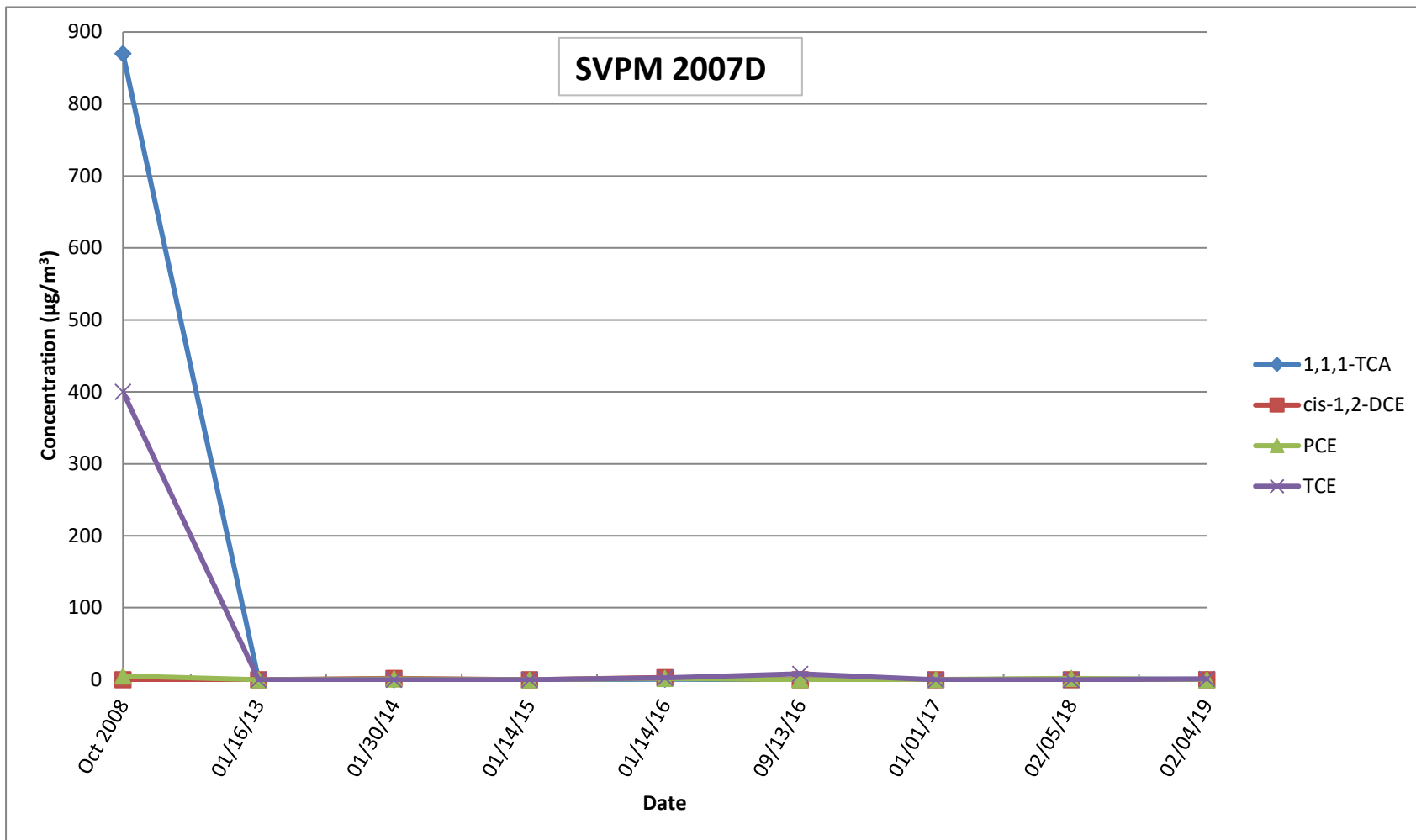
Soil Vapor Extraction Containment System
Site 1, Former Drum Marshalling Yard
Naval Weapons Industrial Reserve Plant - Bethpage, NY
Concentration Trends of Select VOCs
SVPMs



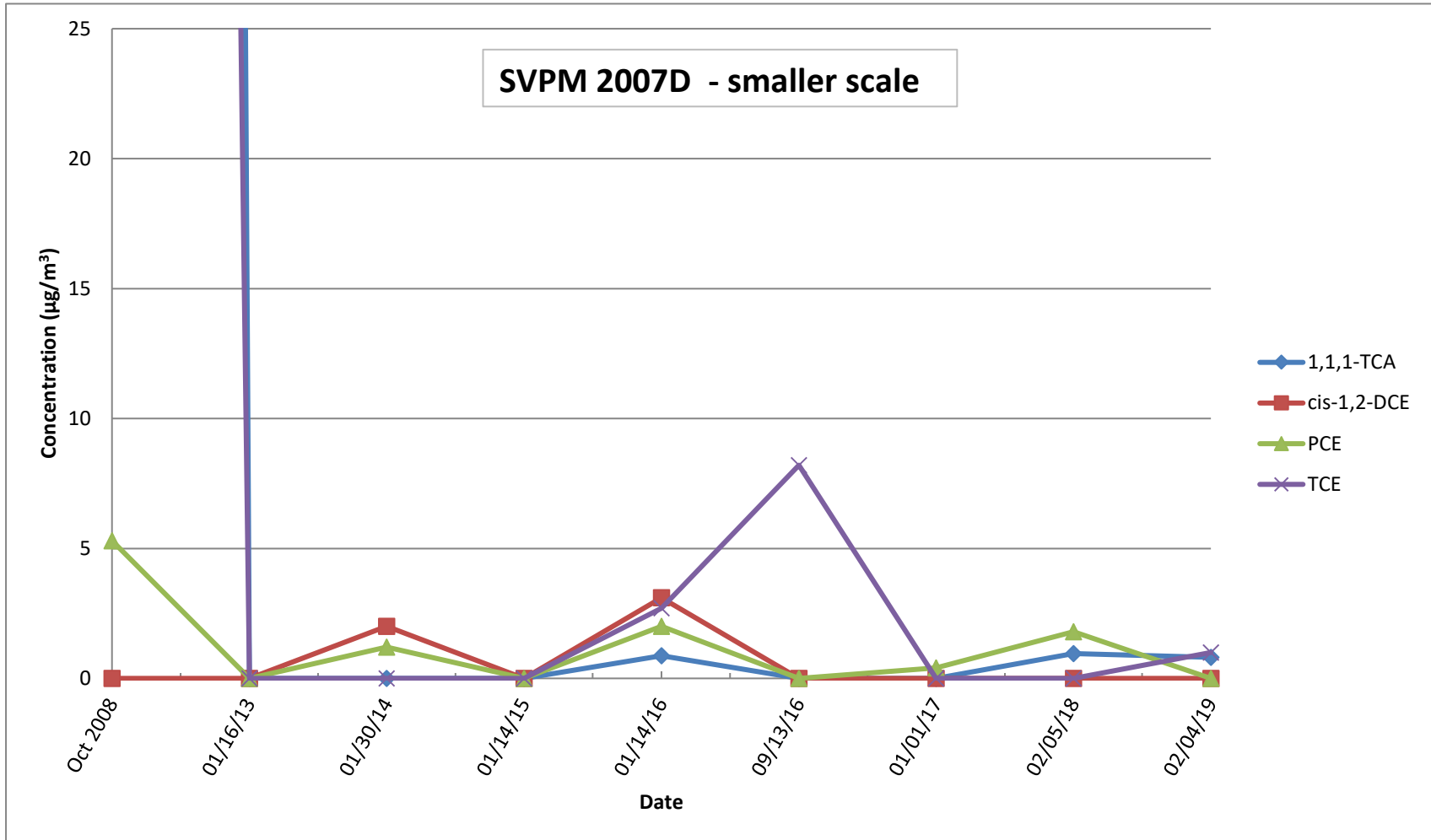
Soil Vapor Extraction Containment System
Site 1, Former Drum Marshalling Yard
Naval Weapons Industrial Reserve Plant - Bethpage, NY
Concentration Trends of Select VOCs
SVPMs



Soil Vapor Extraction Containment System
Site 1, Former Drum Marshalling Yard
Naval Weapons Industrial Reserve Plant - Bethpage, NY
Concentration Trends of Select VOCs
SVPMs



Soil Vapor Extraction Containment System
Site 1, Former Drum Marshalling Yard
Naval Weapons Industrial Reserve Plant - Bethpage, NY
Concentration Trends of Select VOCs
SVPMs

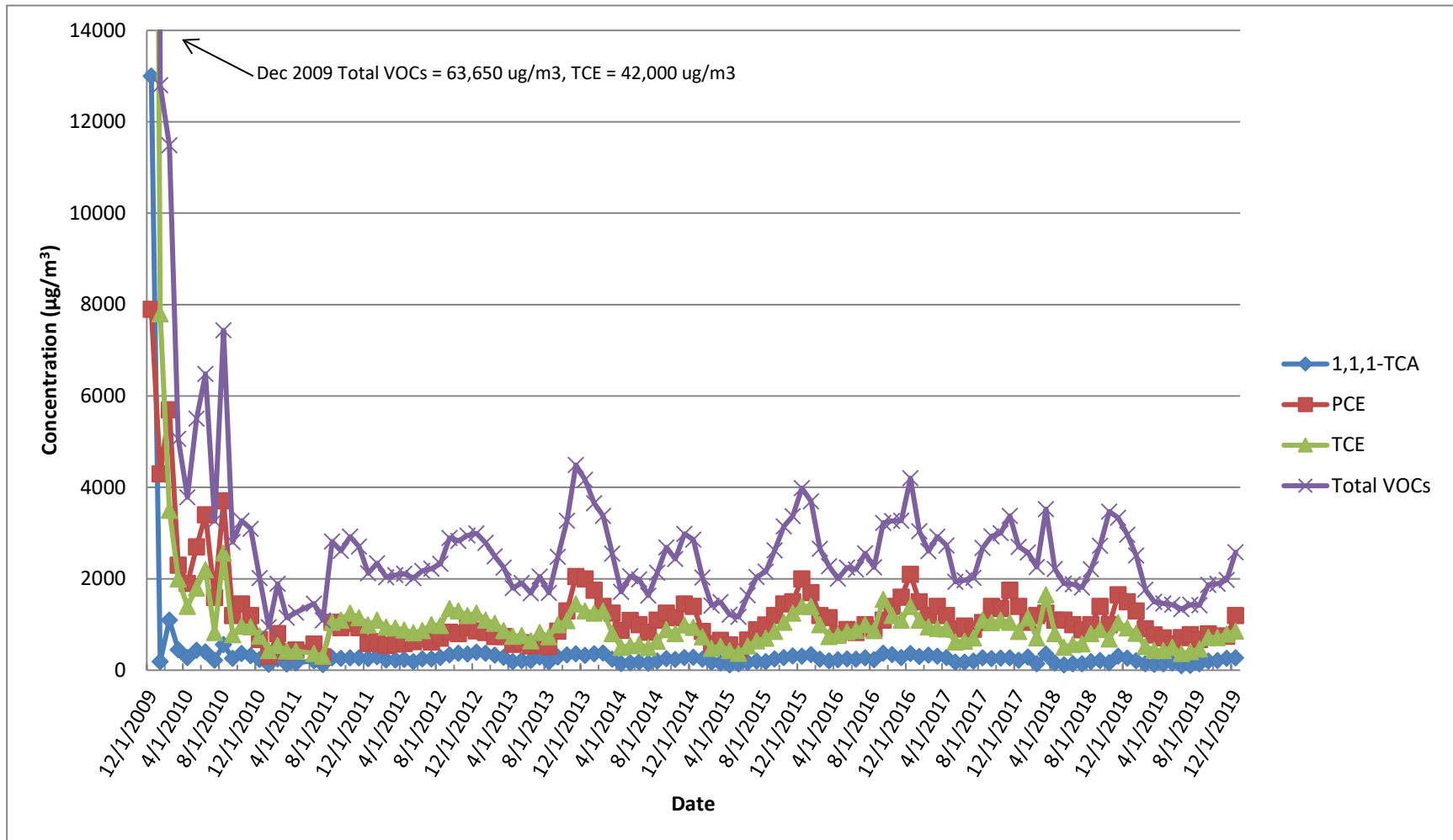


APPENDIX C

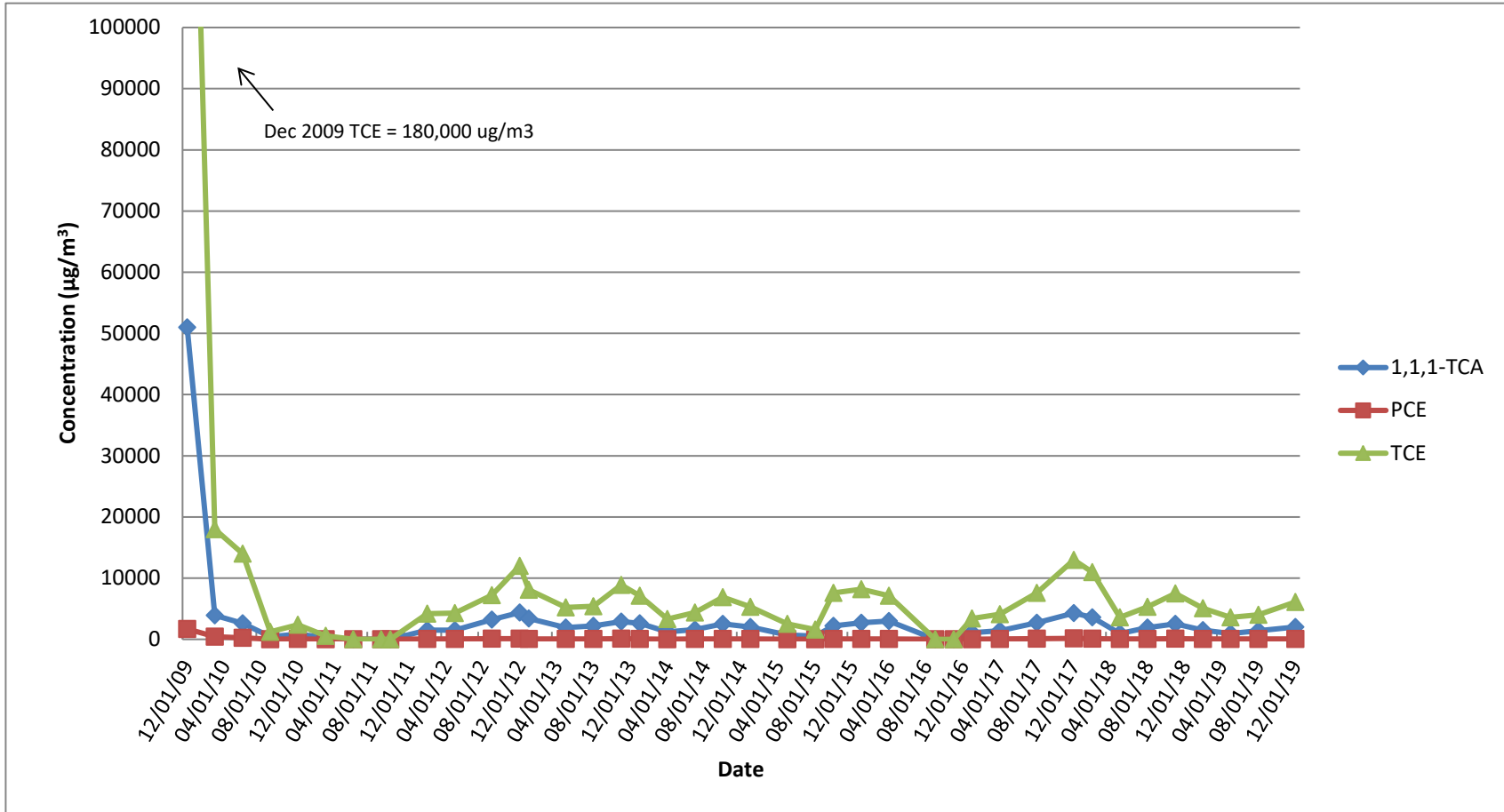
VAPOR CONCENTRATION TREND GRAPHS – SVEWs

Soil Vapor Extraction Containment System
Site 1, Former Drum Marshalling Yard
Naval Weapons Industrial Reserve Plant - Bethpage, NY
Vapor Concentration Trends of Select and Total VOCs
SVEWs

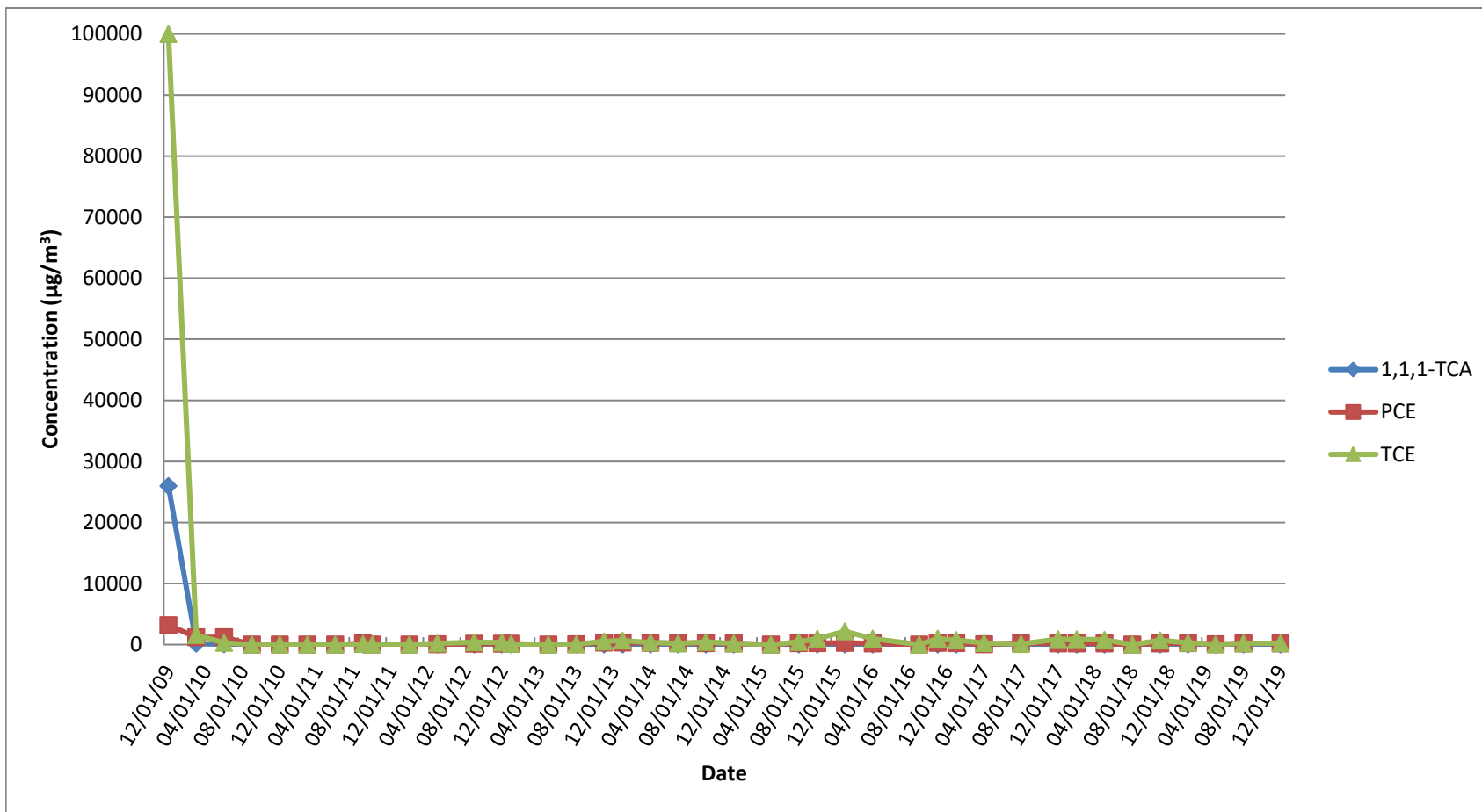
COMBINED INFLUENT



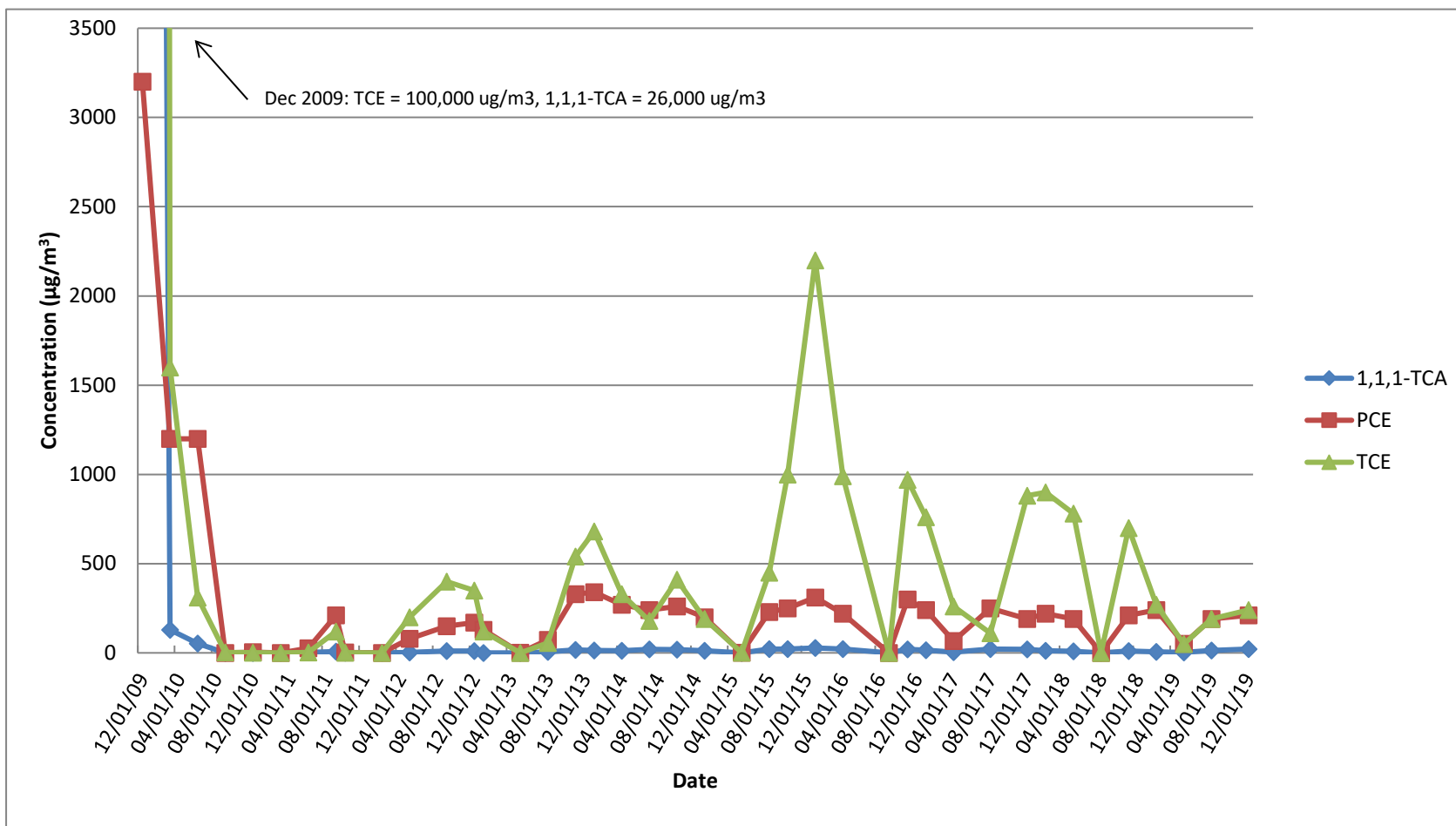
Soil Vapor Extraction Containment System
Site 1, Former Drum Marshalling Yard
Naval Weapons Industrial Reserve Plant - Bethpage, NY
Concentration Trends of Select VOCs
SVEs
SV-101I



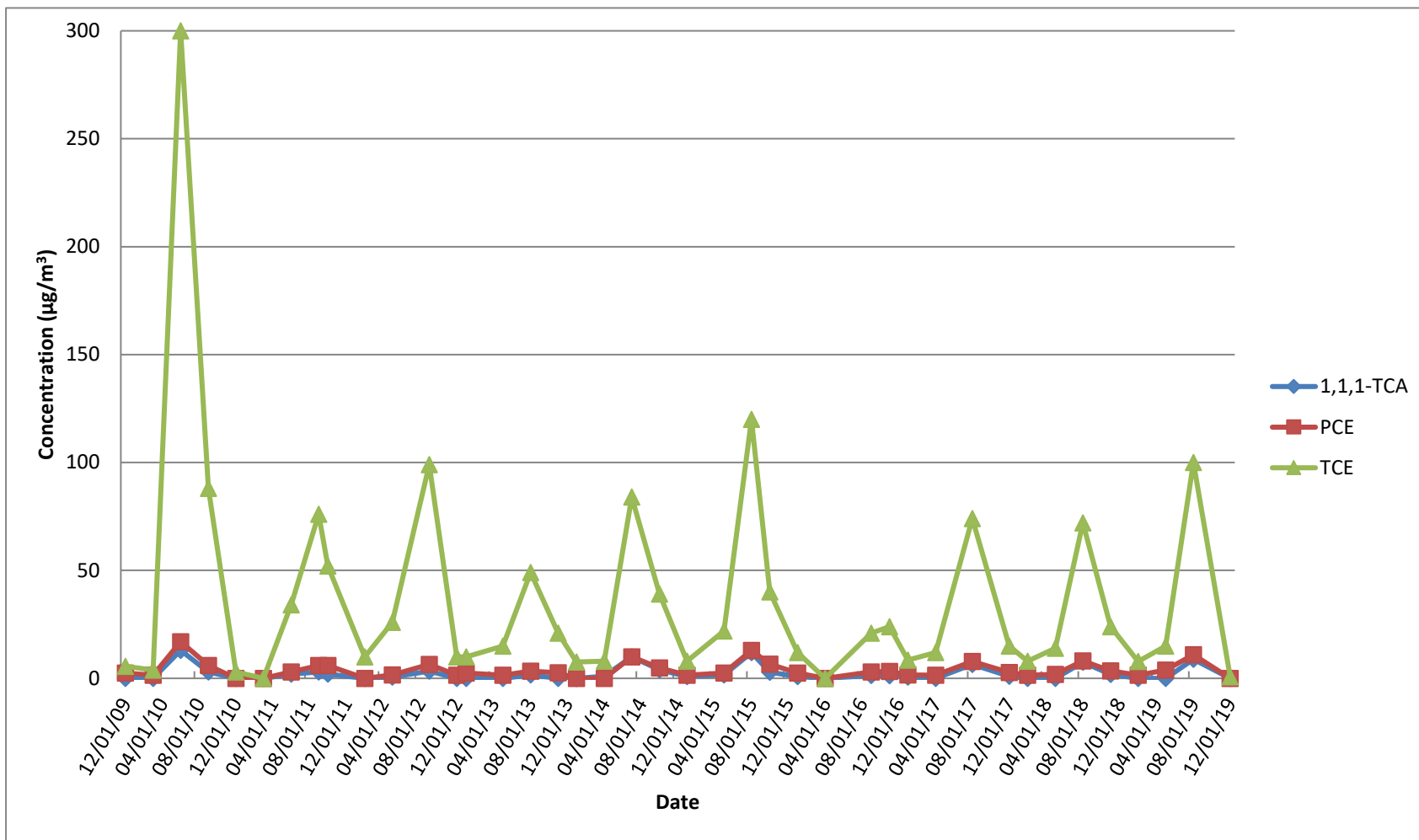
Soil Vapor Extraction Containment System
Site 1, Former Drum Marshalling Yard
Naval Weapons Industrial Reserve Plant - Bethpage, NY
Concentration Trends of Select VOCs
SVEWs
SV-101D



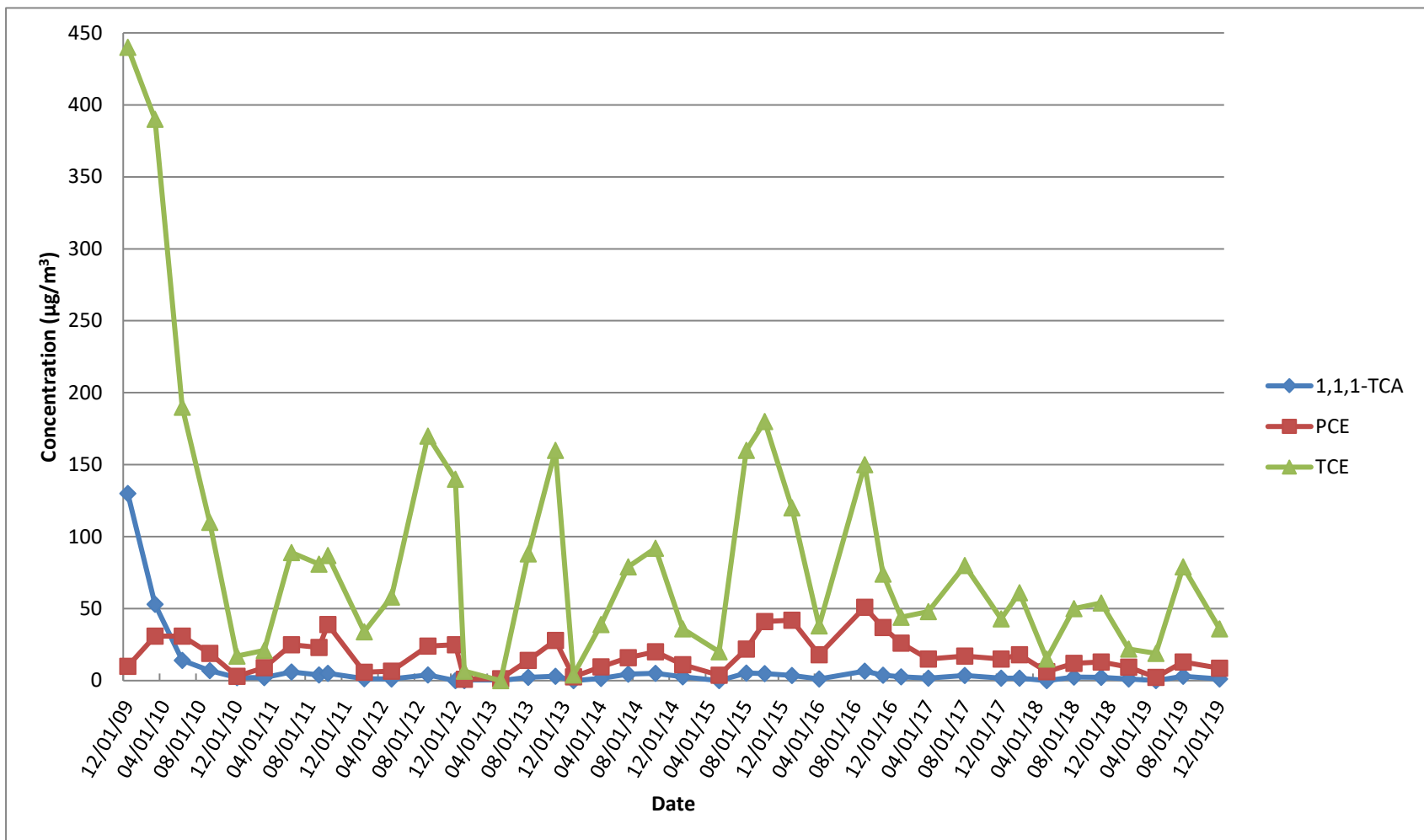
Soil Vapor Extraction Containment System
Site 1, Former Drum Marshalling Yard
Naval Weapons Industrial Reserve Plant - Bethpage, NY
Concentration Trends of Select VOCs
SVEWs
SV-101D (smaller scale)



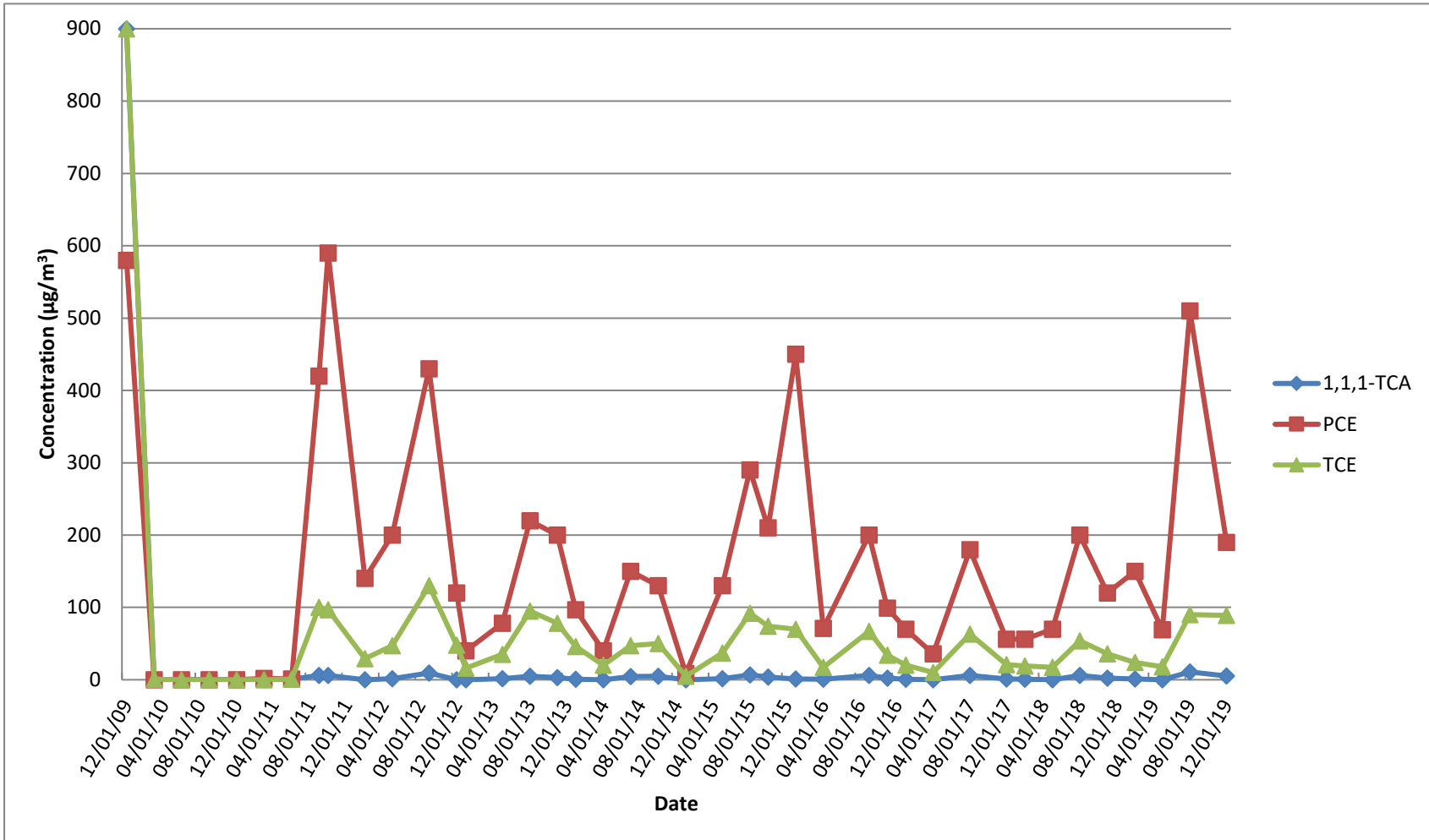
Soil Vapor Extraction Containment System
Site 1, Former Drum Marshalling Yard
Naval Weapons Industrial Reserve Plant - Bethpage, NY
Concentration Trends of Select VOCs
SVEWs
SV102I



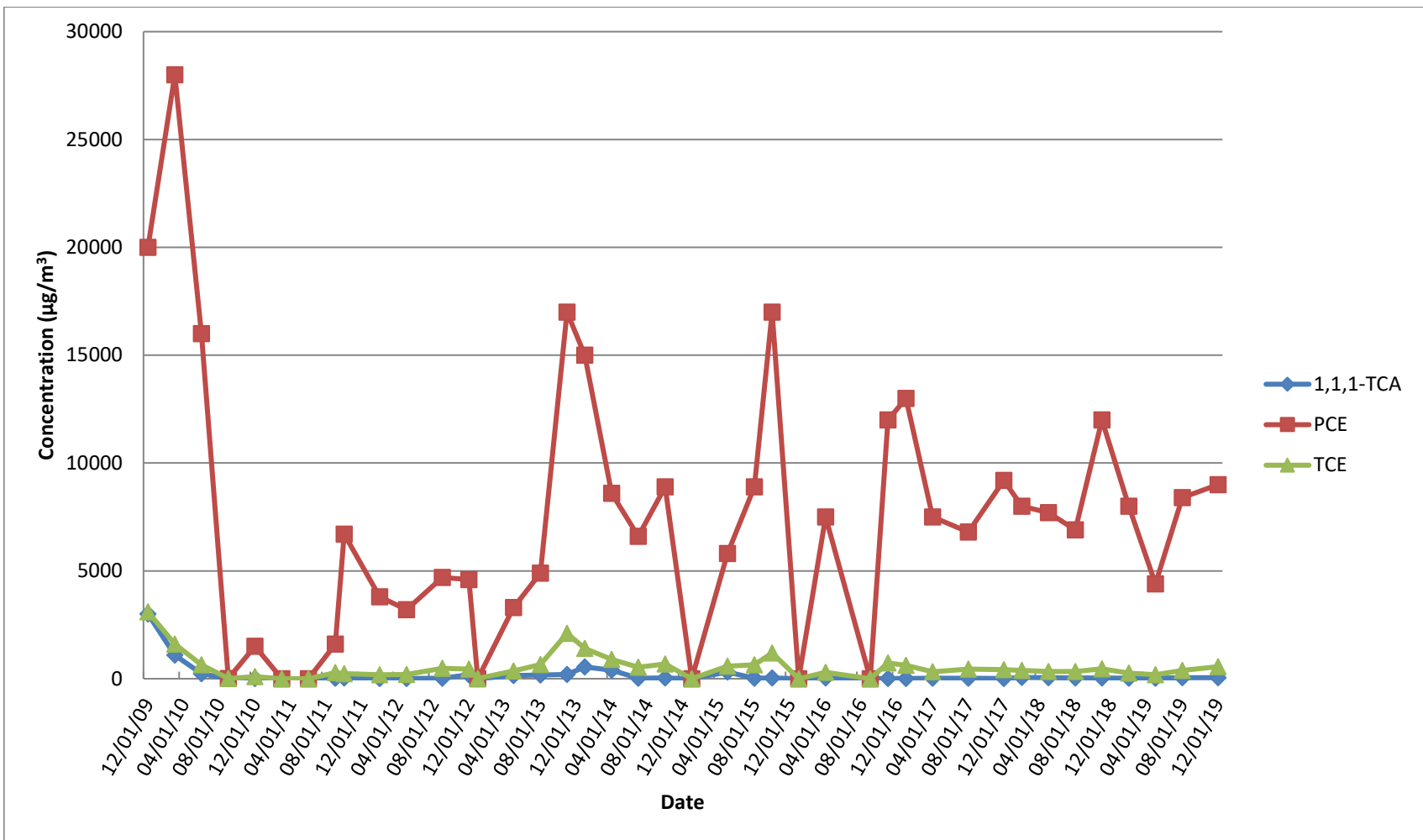
Soil Vapor Extraction Containment System
Site 1, Former Drum Marshalling Yard
Naval Weapons Industrial Reserve Plant - Bethpage, NY
Concentration Trends of Select VOCs
SVEWs
SV-102D



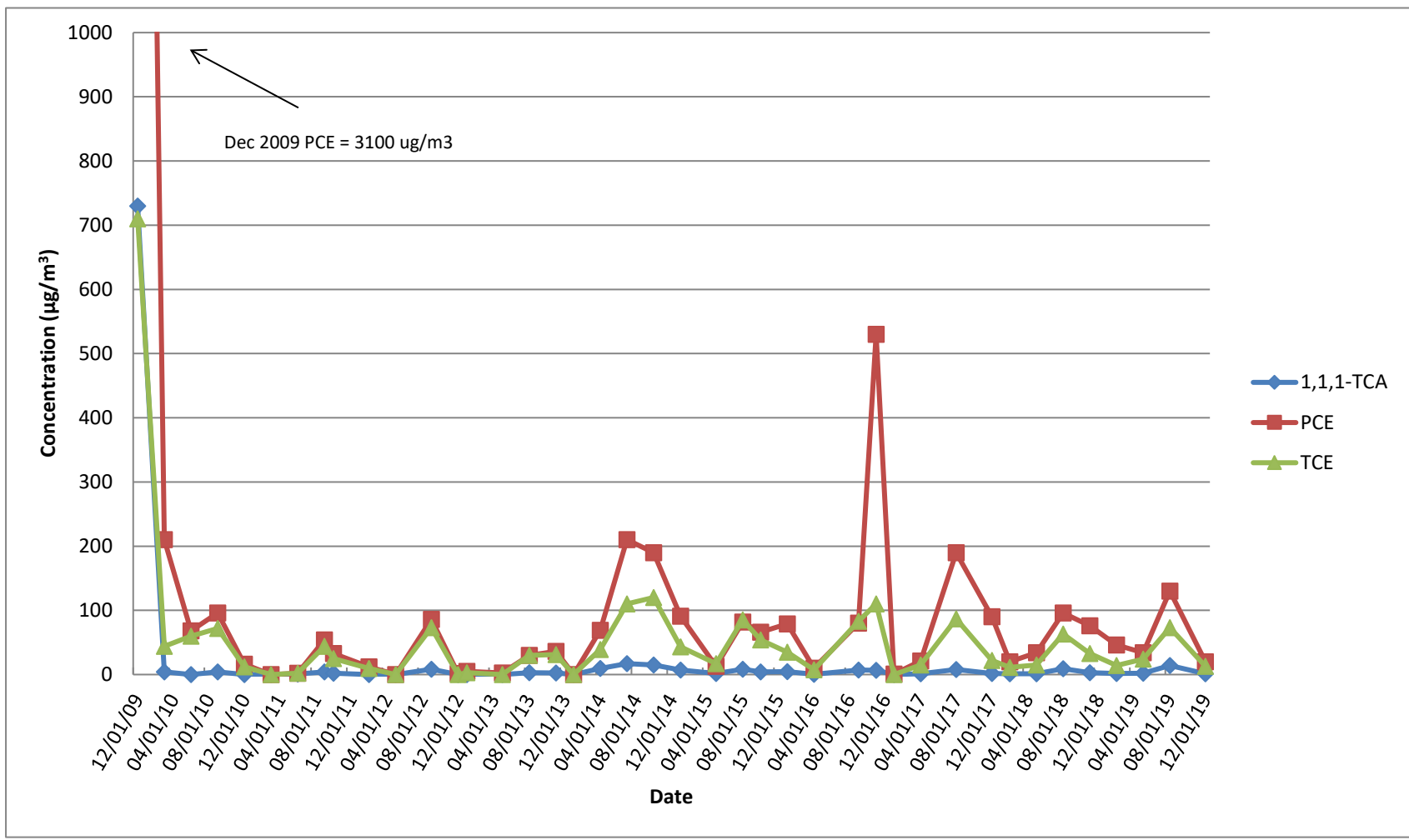
Soil Vapor Extraction Containment System
Site 1, Former Drum Marshalling Yard
Naval Weapons Industrial Reserve Plant - Bethpage, NY
Concentration Trends of Select VOCs
SVEWs
SV-103I



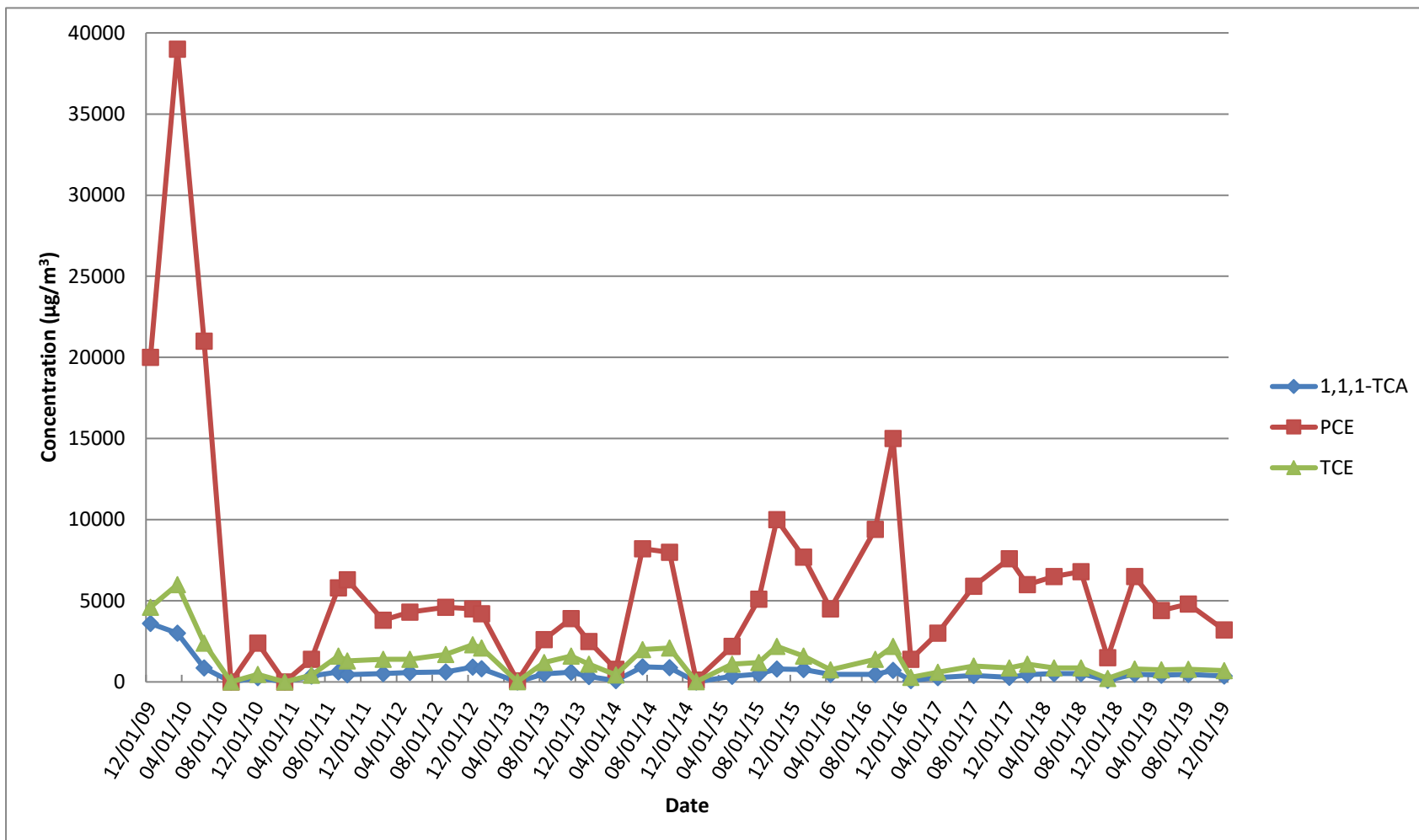
Soil Vapor Extraction Containment System
Site 1, Former Drum Marshalling Yard
Naval Weapons Industrial Reserve Plant - Bethpage, NY
Concentration Trends of Select VOCs
SVEWs
SV103D



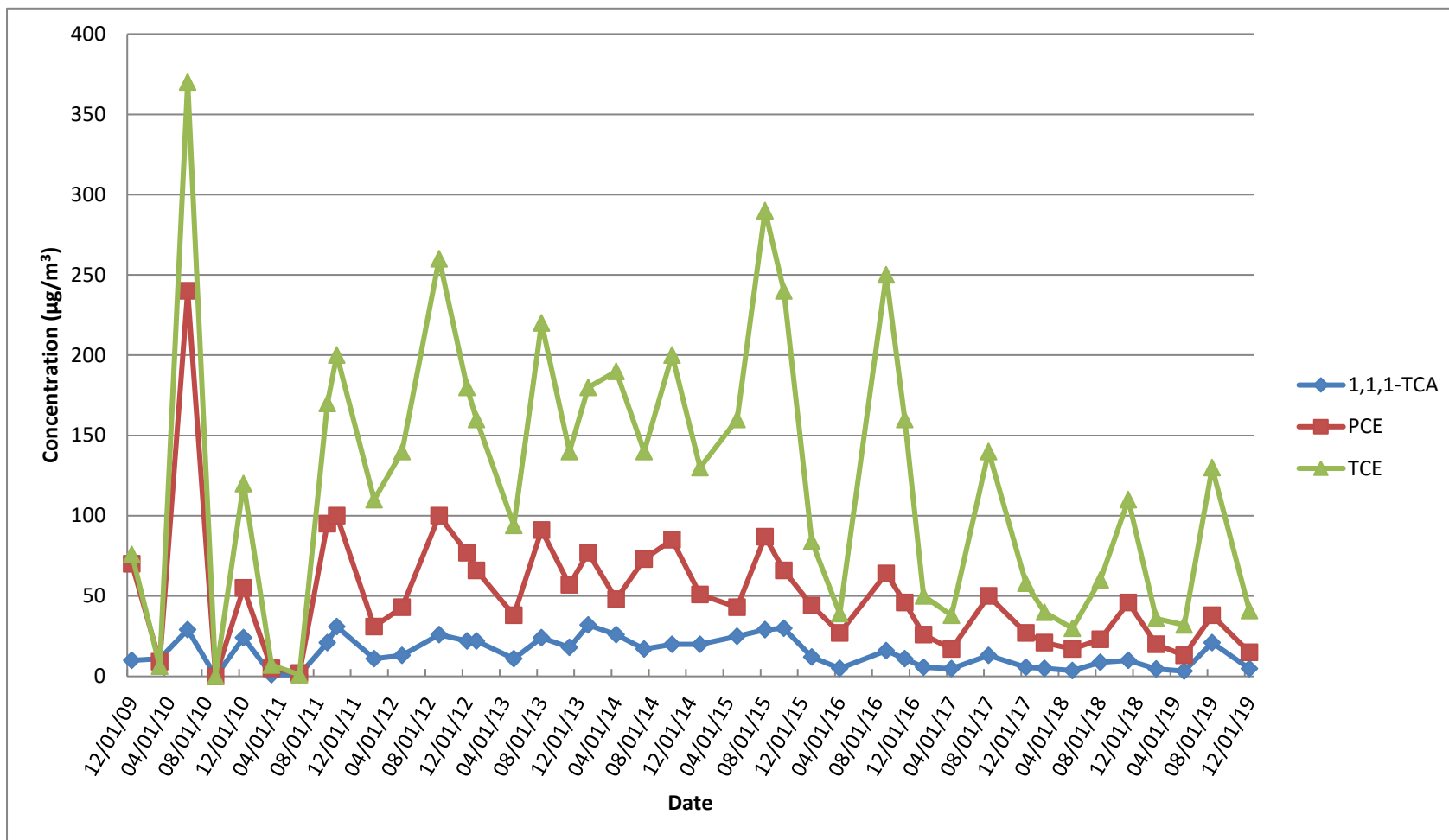
Soil Vapor Extraction Containment System
Site 1, Former Drum Marshalling Yard
Naval Weapons Industrial Reserve Plant - Bethpage, NY
Concentration Trends of Select VOCs
SVEWs
SV104I



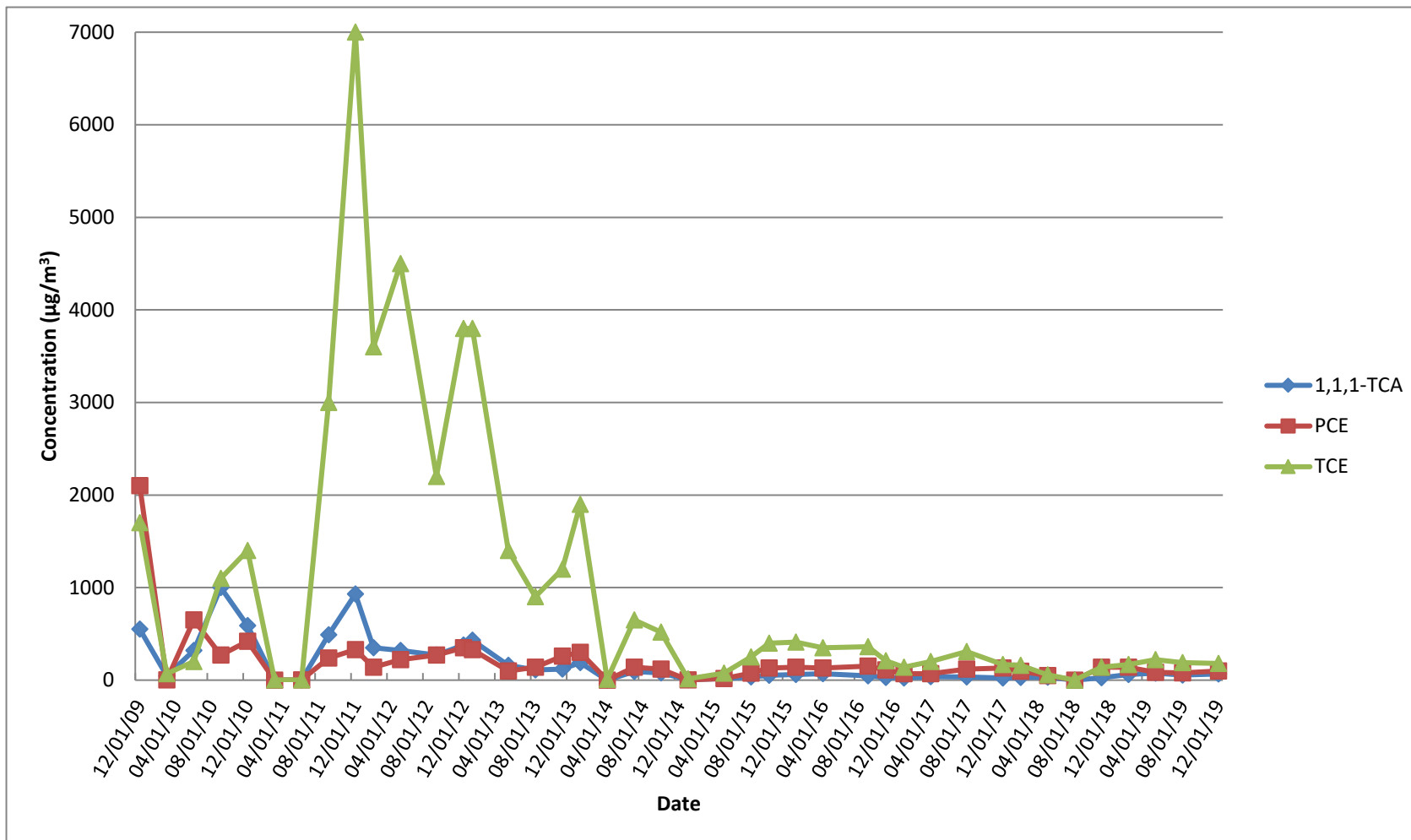
Soil Vapor Extraction Containment System
Site 1, Former Drum Marshalling Yard
Naval Weapons Industrial Reserve Plant - Bethpage, NY
Concentration Trends of Select VOCs
SVEWs
SV-104D



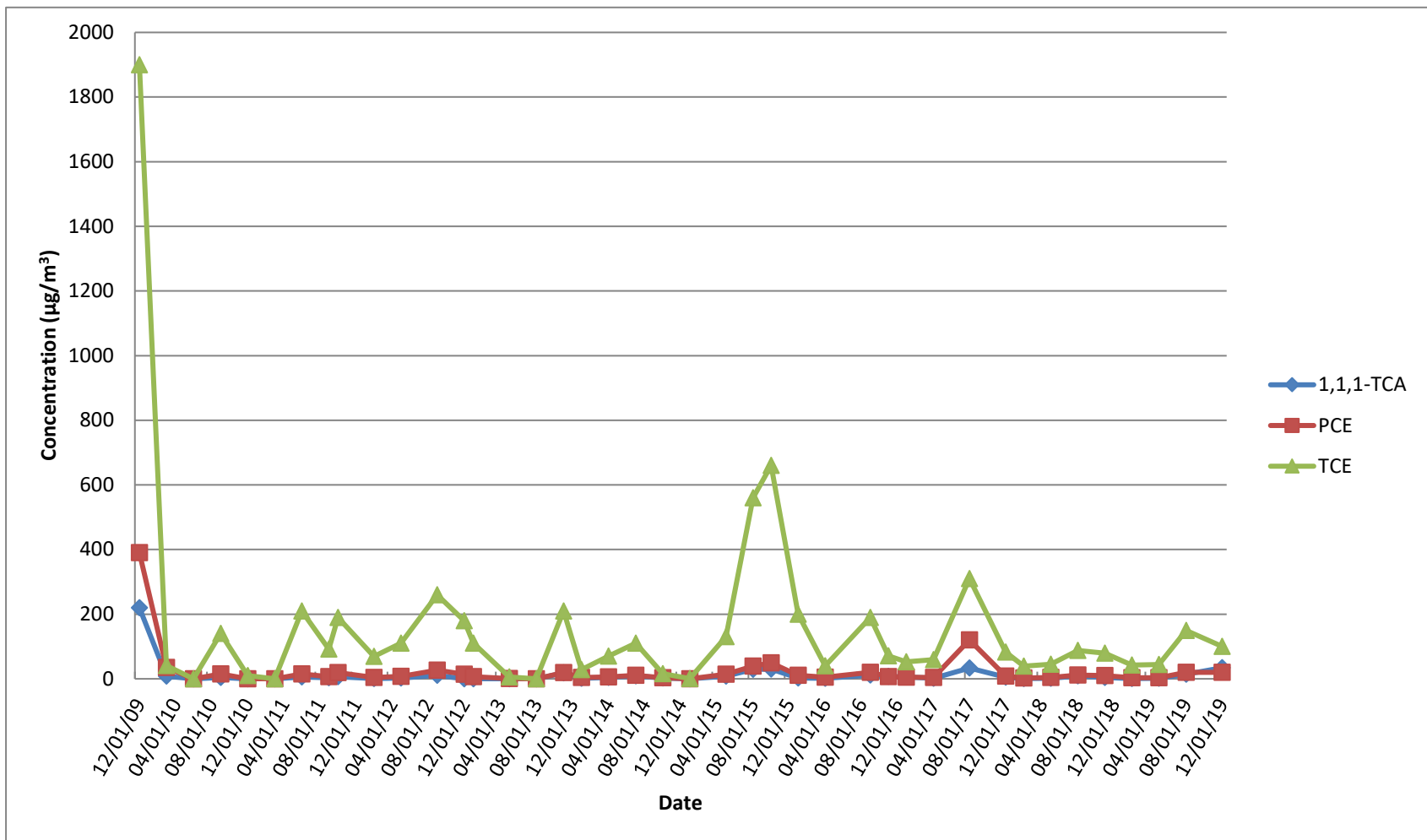
Soil Vapor Extraction Containment System
Site 1, Former Drum Marshalling Yard
Naval Weapons Industrial Reserve Plant - Bethpage, NY
Concentration Trends of Select VOCs
SVEWs
SV-105I



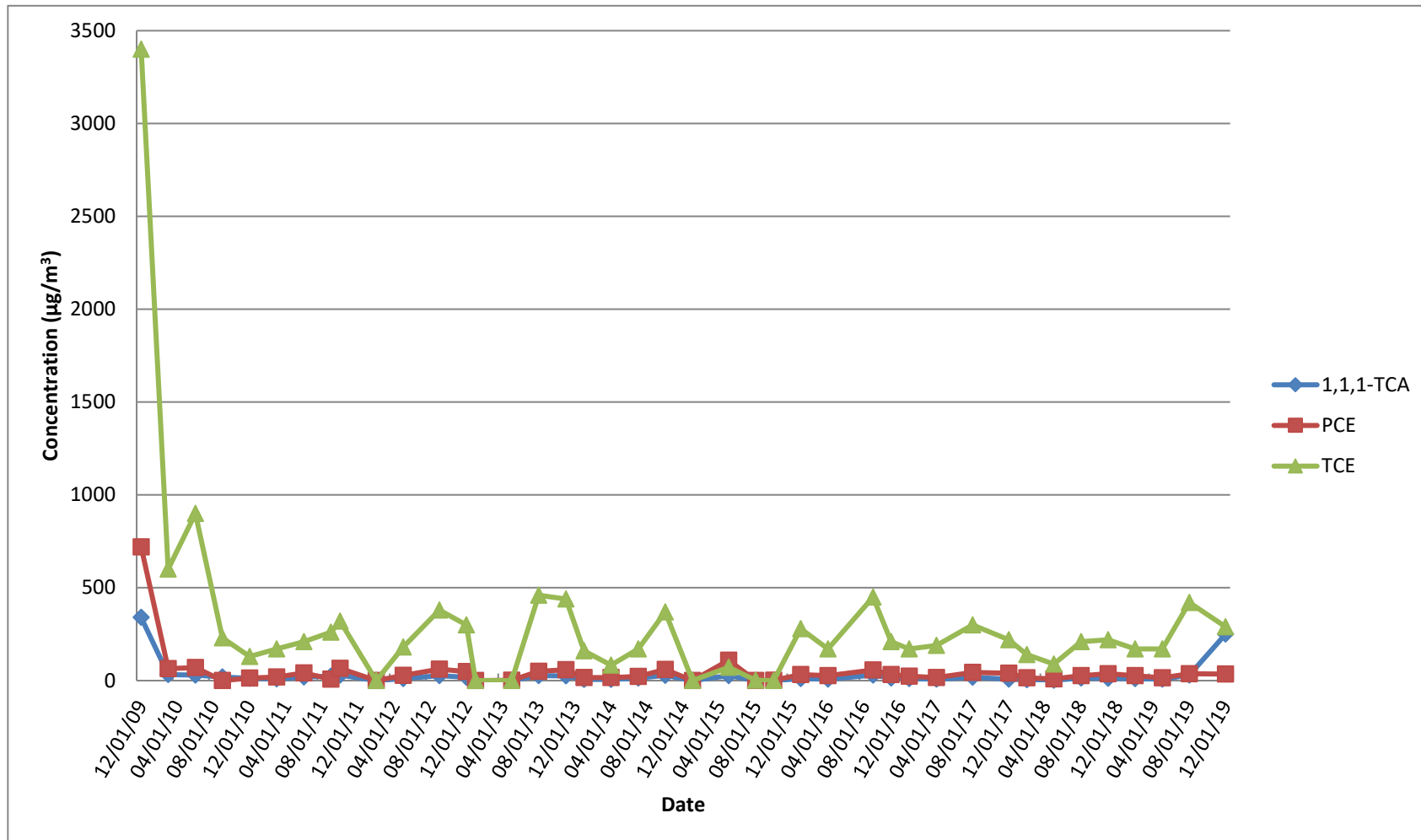
Soil Vapor Extraction Containment System
Site 1, Former Drum Marshalling Yard
Naval Weapons Industrial Reserve Plant - Bethpage, NY
Concentration Trends of Select VOCs
SVEWs
SV-105D



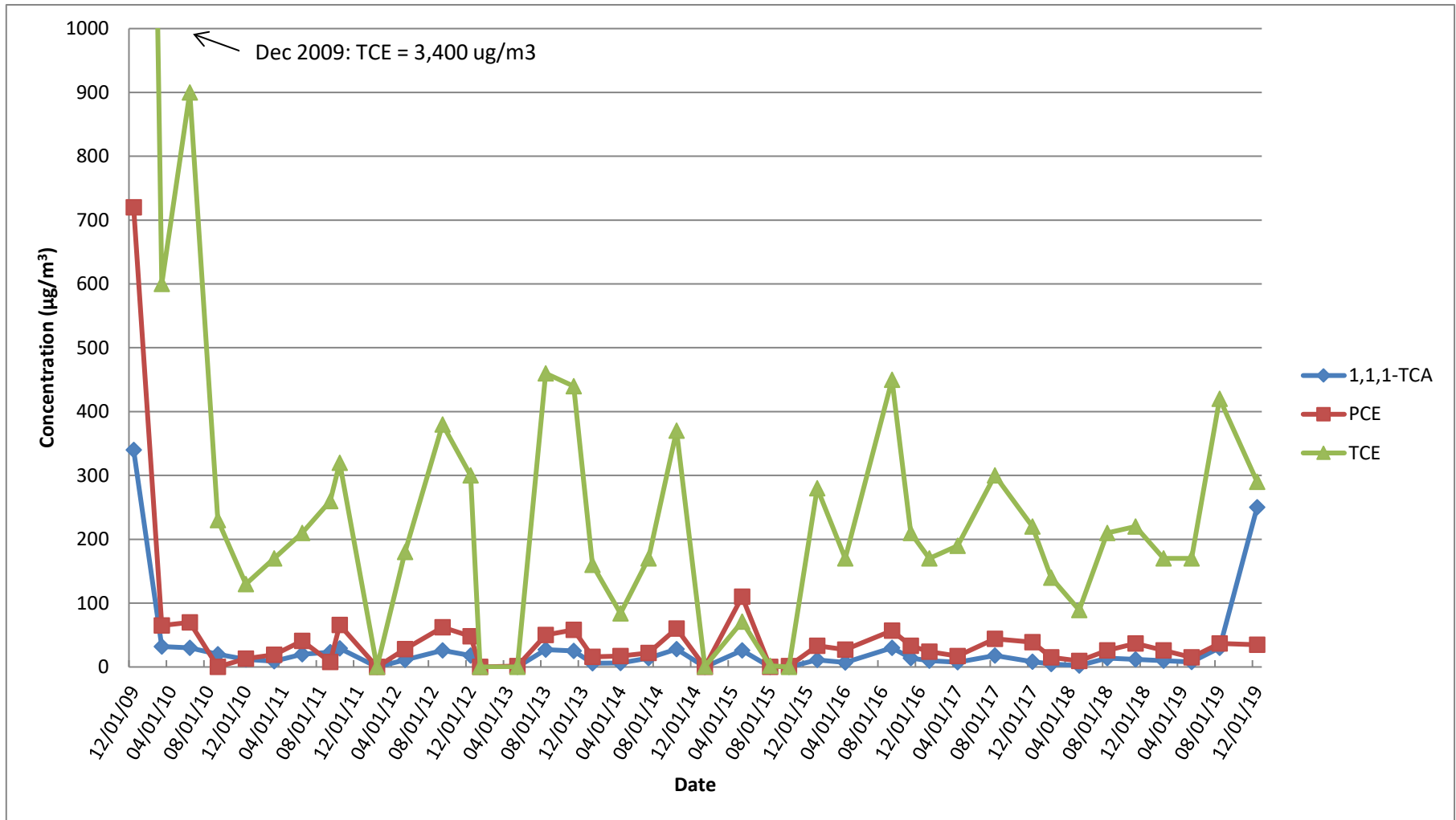
Soil Vapor Extraction Containment System
Site 1, Former Drum Marshalling Yard
Naval Weapons Industrial Reserve Plant - Bethpage, NY
Concentration Trends of Select VOCs
SVEWs
SV-106I



Soil Vapor Extraction Containment System
Site 1, Former Drum Marshalling Yard
Naval Weapons Industrial Reserve Plant - Bethpage, NY
Concentration Trends of Select VOCs
SVEs
SV-106D



Soil Vapor Extraction Containment System
Site 1, Former Drum Marshalling Yard
Naval Weapons Industrial Reserve Plant - Bethpage, NY
Concentration Trends of Select VOCs
SVEWs
SV-106D (smaller scale)



APPENDIX D

DATA VALIDATION REPORTS AND VALIDATED DATA SUMMARY

DATA USABILITY SUMMARY REPORT (DUSR)
VOLATILE ORGANIC COMPOUNDS
USEPA Region II –Data Validation

Project Name: Naval Weapons Industrial Reserve Plant, Site 1
Location: 999 Oyster Bay Rd, Bethpage, NY
Project Number: 2603-0104
SDG #: 1902084/1902107
Client: KOMAN Government Solutions, LLC.
Date: 02/26/2019
Laboratory: Eurofins Air Toxics, LLC
Reviewer: Sherri Pullar

Summary:

1. Data validation was performed on the data for twenty (20) air samples in SDG 1902084 and one (1) field blank in SDG 1902107 were analyzed for Volatiles by TO-15 in accordance to NYSDEC, Analytical Services Protocol (ASP) Format.
2. The samples were collected on 02/04/2019. The samples were submitted to Eurofins Air Toxics, LLC, Folsom, CA on 02/06/2019 for analysis.
3. The USEPA Region-II SOP # HW-31, Revision 6, June 2014, Validating Air Samples Volatile Organic Analysis of Ambient Air in Canister by Method TO-15 was used in evaluating the Volatiles data in this summary report.
4. In general, the data are valid as reported and may be used for decision making purposes. Selected data points were qualified due to nonconformance of certain Quality Control criteria (see discussion below).

Samples:

The samples included in this review are listed below:

Client Sample ID	Laboratory Sample ID	Collection Date	Analysis	Matrix	Sample Status
BPS1-SVPM2001S-020419	1902084-01A	2/04/2019	VOA	Air	
BPS1-SVPM2001I-020419	1902084-02A	2/04/2019	VOA	Air	
BPS1-SVPM2001D-020419	1902084-03A	2/04/2019	VOA	Air	
BPS1-SVPM2002S-020419	1902084-04A	2/04/2019	VOA	Air	
BPS1-SVPM2002I-020419	1902084-05A	2/04/2019	VOA	Air	
BPS1-SVPM2002D-020419	1902084-06A	2/04/2019	VOA	Air	
BPS1-SVPM2003S-020419	1902084-07A	2/04/2019	VOA	Air	
BPS1-SVPM2003I-020419	1902084-08A	2/04/2019	VOA	Air	
BPS1-SVPM2003D-020419	1902084-09A	2/04/2019	VOA	Air	
BPS1-SVPM2004S-020419	1902084-10A	2/04/2019	VOA	Air	
BPS1-SVPM2004I-020419	1902084-11A	2/04/2019	VOA	Air	
BPS1-SVPM2004D-020419	1902084-12A	2/04/2019	VOA	Air	
BPS1-SVPM2006S-020419	1902084-13A	2/04/2019	VOA	Air	
BPS1-SVPM2006I-020419	1902084-14A	2/04/2019	VOA	Air	
BPS1-SVPM2006D-020419	1902084-15A	2/04/2019	VOA	Air	
BPS1-SVPM2007S-020419	1902084-16A	2/04/2019	VOA	Air	
BPS1-SVPM2007I-020419	1902084-17A	2/04/2019	VOA	Air	
BPS1-SVPM2007D-020419	1902084-18A	2/04/2019	VOA	Air	
BPS1-DUP01-020419	1902084-19A	2/04/2019	VOA	Air	Field Duplicate of sample BPS1-SVPM2001I-020419
BPS1-DUP02-020419	1902084-20A	2/04/2019	VOA	Air	Field Duplicate of sample BPS1-SVPM2007I-020419
BPS1-FB2001-020419	1902107-01A	2/04/2019	VOA	Air	Field Blank

Note: Field blank BPS1-FB2002-020519 was also included in SDG 1902107, however it was not associated with the samples from SDG 1902084 and therefore, was not included in this validation report.

Sample Conditions/Problems:

1. The Traffic Reports/Chain-of-Custody Records, Sampling Report and/or Laboratory Case Narrative did not indicate any problems with sample receipt, condition of samples, analytical problems or special circumstances affecting the quality of the data. No qualifications were required.

Holding Times:

1. All air samples were analyzed within the method holding time for summa canisters (30 days). No qualifications were required.

Initial Calibration (IC):

1. Initial calibration (IC) curve analyzed on 12/05/2018 (msd3.i) exhibited acceptable %RSDs ($\leq 30.0\%$) for all compounds and average RRF values (≥ 0.050) for all compounds with the exception of some compounds listed in section 15.5, Page 13 in SOP # HW-31, were ≥ 0.01 . No qualifications were required.

Continuing Calibration Verification (CCV):

1. CCV analyzed on 02/15/2019 @ 10:41AM (msd3.i) exhibited acceptable %Rs for all compounds. No qualifications were required.
2. CCV analyzed on 02/13/2019 @ 11:00AM (msda.i) exhibited acceptable %Rs for all compounds. No qualifications were required.

Internal Standard (IS) Area Performance:

1. Samples exhibited acceptable area count for all three internal standards within the QC limits. No qualifications were required.

GC/MS Tuning:

1. All of the BFB tunes in the initial and continuing calibrations met the percent relative abundance criteria. No qualifications were required.

Surrogates:

1. All surrogates %REC values for all air samples and associated QC were within the laboratory control limits. No qualifications were required.

Method Blank (MB), Storage Blank (SB), Trip Blank (TB), Field Blank (FB), Rinsate Blank (RB, Equipment Blank (EB) and Canister Certification:

1. Method Blank (1902084-21A) analyzed on 02/15/19 was free of contamination. No qualifications required.
2. Method Blank (1902107-03A) analyzed on 02/13/19 was free of contamination was free of contamination with the following exception(s):

Compound	Result (µg/m3)	Action Level (µg/m3)	Sample(s) Affected	Action
1,2,4-Trichlorobenzene	0.76	30	BPS1-FB2001-020419	U
1,4-Dichlorobenzene	0.33	6	BPS1-FB2001-020419	U

3. Field Blank (BPS1-FB2001-020419) (1902107-01A) analyzed on 02/13/2019 was free of contamination with the following exception(s):

Sample ID	Compound	Result (µg/m3)	Action Level (µg/m3)	Sample(s) Affected	Action
BPS1-FB2001-020419	Acetone	8.5	36	BPS1-SVPM2001S-020419	U
				BPS1-SVPM2001I-020419	U
				BPS1-SVPM2001D-020419	U
				BPS1-SVPM2002S-020419	U
				BPS1-SVPM2002I-020419	U
				BPS1-SVPM2002D-020419	U
				BPS1-SVPM2003S-020419	U
				BPS1-SVPM2003I-020419	U
				BPS1-SVPM2003D-020419	U
				BPS1-SVPM2004S-020419	U
				BPS1-SVPM2004I-020419	U
				BPS1-SVPM2004D-020419	U
				BPS1-SVPM2006S-020419	U
				BPS1-SVPM2006I-020419	U
				BPS1-SVPM2006D-020419	U
				BPS1-SVPM2007S-020419	U
				BPS1-SVPM2007I-020419	U
BPS1-SVPM2007D-020419	U				
BPS1-DUP01-020419	U				
BPS1-DUP02-020419	U				
BPS1-FB2001-020419	Benzene	1.9	4.8	BPS1-SVPM2001S-020419	None
				BPS1-SVPM2001I-020419	None
				BPS1-SVPM2001D-020419	None
				BPS1-SVPM2002S-020419	None
				BPS1-SVPM2002I-020419	U
				BPS1-SVPM2002D-020419	U
				BPS1-SVPM2003S-020419	U
				BPS1-SVPM2003I-020419	None
				BPS1-SVPM2003D-020419	U
				BPS1-SVPM2004S-020419	None
				BPS1-SVPM2004I-020419	None
				BPS1-SVPM2004D-020419	U
				BPS1-SVPM2006S-020419	None
				BPS1-SVPM2006I-020419	U
				BPS1-SVPM2006D-020419	U
				BPS1-SVPM2007S-020419	None
				BPS1-SVPM2007I-020419	U
BPS1-SVPM2007D-020419	None				

Sample ID	Compound	Result (µg/m3)	Action Level (µg/m3)	Sample(s) Affected	Action
				BPS1-DUP01-020419 BPS1-DUP02-020419	None None
BPS1-FB2001-020419	Chloromethane	1.6	30	BPS1-SVPM2001S-020419 BPS1-SVPM2001I-020419 BPS1-SVPM2001D-020419 BPS1-SVPM2002S-020419 BPS1-SVPM2002I-020419 BPS1-SVPM2002D-020419 BPS1-SVPM2003S-020419 BPS1-SVPM2003I-020419 BPS1-SVPM2003D-020419 BPS1-SVPM2004S-020419 BPS1-SVPM2004I-020419 BPS1-SVPM2004D-020419 BPS1-SVPM2006S-020419 BPS1-SVPM2006I-020419 BPS1-SVPM2006D-020419 BPS1-SVPM2007S-020419 BPS1-SVPM2007I-020419 BPS1-SVPM2007D-020419 BPS1-DUP01-020419 BPS1-DUP02-020419	None None None None None None None None None None None None None None None None None None None None
BPS1-FB2001-020419	Ethanol	9	11.2	BPS1-SVPM2001S-020419 BPS1-SVPM2001I-020419 BPS1-SVPM2001D-020419 BPS1-SVPM2002S-020419 BPS1-SVPM2002I-020419 BPS1-SVPM2002D-020419 BPS1-SVPM2003S-020419 BPS1-SVPM2003I-020419 BPS1-SVPM2003D-020419 BPS1-SVPM2004S-020419 BPS1-SVPM2004I-020419 BPS1-SVPM2004D-020419 BPS1-SVPM2006S-020419 BPS1-SVPM2006I-020419 BPS1-SVPM2006D-020419 BPS1-SVPM2007S-020419 BPS1-SVPM2007I-020419 BPS1-SVPM2007D-020419 BPS1-DUP01-020419 BPS1-DUP02-020419	None U
BPS1-FB2001-020419	Hexane	1.1	5.2	BPS1-SVPM2001S-020419 BPS1-SVPM2001I-020419 BPS1-SVPM2001D-020419 BPS1-SVPM2002S-020419 BPS1-SVPM2002I-020419 BPS1-SVPM2002D-020419 BPS1-SVPM2003S-020419 BPS1-SVPM2003I-020419	None None None None U None None None



Sample ID	Compound	Result (µg/m3)	Action Level (µg/m3)	Sample(s) Affected	Action
				BPS1-SVPM2003D-020419 BPS1-SVPM2004S-020419 BPS1-SVPM2004I-020419 BPS1-SVPM2004D-020419 BPS1-SVPM2006S-020419 BPS1-SVPM2006I-020419 BPS1-SVPM2006D-020419 BPS1-SVPM2007S-020419 BPS1-SVPM2007I-020419 BPS1-SVPM2007D-020419 BPS1-DUP01-020419 BPS1-DUP02-020419	None None None None None None None None None None None None
BPS1-FB2001-020419	Cyclohexane	0.43	5.2	BPS1-SVPM2001S-020419 BPS1-SVPM2001I-020419 BPS1-SVPM2001D-020419 BPS1-SVPM2002S-020419 BPS1-SVPM2002I-020419 BPS1-SVPM2002D-020419 BPS1-SVPM2003S-020419 BPS1-SVPM2003I-020419 BPS1-SVPM2003D-020419 BPS1-SVPM2004S-020419 BPS1-SVPM2004I-020419 BPS1-SVPM2004D-020419 BPS1-SVPM2006S-020419 BPS1-SVPM2006I-020419 BPS1-SVPM2006D-020419 BPS1-SVPM2007S-020419 BPS1-SVPM2007I-020419 BPS1-SVPM2007D-020419 BPS1-DUP01-020419 BPS1-DUP02-020419	None None U None U None None None None None None None None None None None None None None None
BPS1-FB2001-020419	2,2,4-Trimethylpentane	1	7.0	BPS1-SVPM2001S-020419 BPS1-SVPM2001I-020419 BPS1-SVPM2001D-020419 BPS1-SVPM2002S-020419 BPS1-SVPM2002I-020419 BPS1-SVPM2002D-020419 BPS1-SVPM2003S-020419 BPS1-SVPM2003I-020419 BPS1-SVPM2003D-020419 BPS1-SVPM2004S-020419 BPS1-SVPM2004I-020419 BPS1-SVPM2004D-020419 BPS1-SVPM2006S-020419 BPS1-SVPM2006I-020419 BPS1-SVPM2006D-020419 BPS1-SVPM2007S-020419 BPS1-SVPM2007I-020419 BPS1-SVPM2007D-020419	None None U None U None None None None None None None None None None None None None None



Sample ID	Compound	Result (µg/m3)	Action Level (µg/m3)	Sample(s) Affected	Action
				BPS1-DUP01-020419 BPS1-DUP02-020419	None None
BPS1-FB2001-020419	M,p-Xylene	1.7	6.4	BPS1-SVPM2001S-020419 BPS1-SVPM2001I-020419 BPS1-SVPM2001D-020419 BPS1-SVPM2002S-020419 BPS1-SVPM2002I-020419 BPS1-SVPM2002D-020419 BPS1-SVPM2003S-020419 BPS1-SVPM2003I-020419 BPS1-SVPM2003D-020419 BPS1-SVPM2004S-020419 BPS1-SVPM2004I-020419 BPS1-SVPM2004D-020419 BPS1-SVPM2006S-020419 BPS1-SVPM2006I-020419 BPS1-SVPM2006D-020419 BPS1-SVPM2007S-020419 BPS1-SVPM2007I-020419 BPS1-SVPM2007D-020419 BPS1-DUP01-020419 BPS1-DUP02-020419	None None None None U None U U U None None None None None None None None None None None None None None None
BPS1-FB2001-020419	o-Xylene	0.7	6.4	BPS1-SVPM2001S-020419 BPS1-SVPM2001I-020419 BPS1-SVPM2001D-020419 BPS1-SVPM2002S-020419 BPS1-SVPM2002I-020419 BPS1-SVPM2002D-020419 BPS1-SVPM2003S-020419 BPS1-SVPM2003I-020419 BPS1-SVPM2003D-020419 BPS1-SVPM2004S-020419 BPS1-SVPM2004I-020419 BPS1-SVPM2004D-020419 BPS1-SVPM2006S-020419 BPS1-SVPM2006I-020419 BPS1-SVPM2006D-020419 BPS1-SVPM2007S-020419 BPS1-SVPM2007I-020419 BPS1-SVPM2007D-020419 BPS1-DUP01-020419 BPS1-DUP02-020419	None None
BPS1-FB2001-020419	Propylbenzene	0.54	7.4	BPS1-SVPM2001S-020419 BPS1-SVPM2001I-020419 BPS1-SVPM2001D-020419 BPS1-SVPM2002S-020419 BPS1-SVPM2002I-020419 BPS1-SVPM2002D-020419 BPS1-SVPM2003S-020419 BPS1-SVPM2003I-020419	None None None None None None None None



Sample ID	Compound	Result (µg/m3)	Action Level (µg/m3)	Sample(s) Affected	Action
				BPS1-SVPM2003D-020419 BPS1-SVPM2004S-020419 BPS1-SVPM2004I-020419 BPS1-SVPM2004D-020419 BPS1-SVPM2006S-020419 BPS1-SVPM2006I-020419 BPS1-SVPM2006D-020419 BPS1-SVPM2007S-020419 BPS1-SVPM2007I-020419 BPS1-SVPM2007D-020419 BPS1-DUP01-020419 BPS1-DUP02-020419	None None None None None None None None None None None None
BPS1-FB2001-020419	1,2,4-Trimethylbenzene	0.8	7.4	BPS1-SVPM2001S-020419 BPS1-SVPM2001I-020419 BPS1-SVPM2001D-020419 BPS1-SVPM2002S-020419 BPS1-SVPM2002I-020419 BPS1-SVPM2002D-020419 BPS1-SVPM2003S-020419 BPS1-SVPM2003I-020419 BPS1-SVPM2003D-020419 BPS1-SVPM2004S-020419 BPS1-SVPM2004I-020419 BPS1-SVPM2004D-020419 BPS1-SVPM2006S-020419 BPS1-SVPM2006I-020419 BPS1-SVPM2006D-020419 BPS1-SVPM2007S-020419 BPS1-SVPM2007I-020419 BPS1-SVPM2007D-020419 BPS1-DUP01-020419 BPS1-DUP02-020419	None None None None None None None None None None None None None None None None None None None None
BPS1-FB2001-020419	1,2-Dichlorobenzene	0.76	10.0	BPS1-SVPM2001S-020419 BPS1-SVPM2001I-020419 BPS1-SVPM2001D-020419 BPS1-SVPM2002S-020419 BPS1-SVPM2002I-020419 BPS1-SVPM2002D-020419 BPS1-SVPM2003S-020419 BPS1-SVPM2003I-020419 BPS1-SVPM2003D-020419 BPS1-SVPM2004S-020419 BPS1-SVPM2004I-020419 BPS1-SVPM2004D-020419 BPS1-SVPM2006S-020419 BPS1-SVPM2006I-020419 BPS1-SVPM2006D-020419 BPS1-SVPM2007S-020419 BPS1-SVPM2007I-020419 BPS1-SVPM2007D-020419	None None None None None None None None None None None None None None None None None None

Sample ID	Compound	Result (µg/m3)	Action Level (µg/m3)	Sample(s) Affected	Action
				BPS1-DUP01-020419 BPS1-DUP02-020419	None None
BPS1-FB2001-020419	Freon 11	1.3	8.4	BPS1-SVPM2001S-020419 BPS1-SVPM2001I-020419 BPS1-SVPM2001D-020419 BPS1-SVPM2002S-020419 BPS1-SVPM2002I-020419 BPS1-SVPM2002D-020419 BPS1-SVPM2003S-020419 BPS1-SVPM2003I-020419 BPS1-SVPM2003D-020419 BPS1-SVPM2004S-020419 BPS1-SVPM2004I-020419 BPS1-SVPM2004D-020419 BPS1-SVPM2006S-020419 BPS1-SVPM2006I-020419 BPS1-SVPM2006D-020419 BPS1-SVPM2007S-020419 BPS1-SVPM2007I-020419 BPS1-SVPM2007D-020419 BPS1-DUP01-020419 BPS1-DUP02-020419	U U None U U U U U U U U U U U U U U U U U U
BPS1-FB2001-020419	Freon 12	2.7	7.4	BPS1-SVPM2001S-020419 BPS1-SVPM2001I-020419 BPS1-SVPM2001D-020419 BPS1-SVPM2002S-020419 BPS1-SVPM2002I-020419 BPS1-SVPM2002D-020419 BPS1-SVPM2003S-020419 BPS1-SVPM2003I-020419 BPS1-SVPM2003D-020419 BPS1-SVPM2004S-020419 BPS1-SVPM2004I-020419 BPS1-SVPM2004D-020419 BPS1-SVPM2006S-020419 BPS1-SVPM2006I-020419 BPS1-SVPM2006D-020419 BPS1-SVPM2007S-020419 BPS1-SVPM2007I-020419 BPS1-SVPM2007D-020419 BPS1-DUP01-020419 BPS1-DUP02-020419	U U U U U U U U U U U U U U U U U U U U
BPS1-FB2001-020419	Toluene	2.6	5.6	BPS1-SVPM2001S-020419 BPS1-SVPM2001I-020419 BPS1-SVPM2001D-020419 BPS1-SVPM2002S-020419 BPS1-SVPM2002I-020419 BPS1-SVPM2002D-020419 BPS1-SVPM2003S-020419 BPS1-SVPM2003I-020419	None None U None None None None None U

Sample ID	Compound	Result (µg/m3)	Action Level (µg/m3)	Sample(s) Affected	Action
				BPS1-SVPM2003D-020419	U
				BPS1-SVPM2004S-020419	None
				BPS1-SVPM2004I-020419	None
				BPS1-SVPM2004D-020419	None
				BPS1-SVPM2006S-020419	None
				BPS1-SVPM2006I-020419	None
				BPS1-SVPM2006D-020419	None
				BPS1-SVPM2007S-020419	None
				BPS1-SVPM2007I-020419	None
				BPS1-SVPM2007D-020419	None
				BPS1-DUP01-020419	None
				BPS1-DUP02-020419	None

Laboratory Control Sample (LCS)/ Laboratory Control Sample Duplicate (LCSD):

- Laboratory Control Samples (1902084-23A/AA) were analyzed on 02/15/2019. All %RECs and RPDs were within the laboratory control limits. No qualifications were required.
- Laboratory Control Samples (1902107-05A/AA) were analyzed on 02/13/2019. All %RECs and RPDs were within the laboratory control limits. No qualifications were required.

Field Duplicate:

- Sample BPS1-DUP01-020419 (1902084-19A) was collected as field duplicate for sample BPS1-SVPM2001I-020419 (1902084-02A). RPDs were within the control limits (<30%) with the following exception(s):

Field Sample	Compound	Analytical Method	Result	Units	Field Duplicate	Result	Units	RPD	Qualifier
BPS1-SVPM2001I-020419	Chloroform	TO-15	1.2	µg/m ³	BPS1-DUP01-020419	1.6	µg/m ³	28.6	None
BPS1-SVPM2001I-020419	2-Propanol	TO-15	1.6	µg/m ³	BPS1-DUP01-020419	ND	µg/m ³	NC	J/UJ
BPS1-SVPM2001I-020419	Trichloroethene	TO-15	1.6	µg/m ³	BPS1-DUP01-020419	ND	µg/m ³	NC	J/UJ
BPS1-SVPM2001I-020419	Tetrachloroethene	TO-15	1.2	µg/m ³	BPS1-DUP01-020419	ND	µg/m ³	NC	J/UJ
BPS1-SVPM2001I-020419	Ethanol	TO-15	110	µg/m ³	BPS1-DUP01-020419	14	µg/m ³	154.8	J
BPS1-SVPM2001I-020419	Freon 12	TO-15	2.4	µg/m ³	BPS1-DUP01-020419	2.7	µg/m ³	11.8	None

- Sample BPS1-DUP02-020419 (1902084-20A) was collected as field duplicate for sample BPS1-SVPM2007I-020419 (1902084-17A). RPDs were within the control limits (<30%) with the following exception(s):

Field Sample	Compound	Analytical Method	Result	Units	Field Duplicate	Result	Units	RPD	Qualifier
BPS1-SVPM2007I-020419	1,1,1-Trichloroethane	TO-15	ND	µg/m ³	BPS1-DUP02-020419	0.60	µg/m ³	NC	UJ/J
BPS1-SVPM2007I-020419	Chloroform	TO-15	0.86	µg/m ³	BPS1-DUP02-020419	0.98	µg/m ³	13.0	None
BPS1-SVPM2007I-020419	Ethanol	TO-15	120	µg/m ³	BPS1-DUP02-020419	ND	µg/m ³	NC	J/UJ
BPS1-SVPM2007I-020419	2-Propanol	TO-15	1.7	µg/m ³	BPS1-DUP02-020419	ND	µg/m ³	NC	J/UJ
BPS1-SVPM2007I-020419	2-Butanone	TO-15	1.7	µg/m ³	BPS1-DUP02-020419	ND	µg/m ³	NC	J/UJ
BPS1-SVPM2007I-020419	Freon 12	TO-15	4.2	µg/m ³	BPS1-DUP02-020419	4.0	µg/m ³	4.9	None
BPS1-SVPM2007I-020419	Tetrachloroethene	TO-15	1.5	µg/m ³	BPS1-DUP02-020419	2.0	µg/m ³	28.6	None

Sample Duplicate:

1. Sample duplicate was performed on sample BPS1-SVPM2001S-020419 (1902084-01A/AA). All RPDs were ≤ 30%. No qualifications were required.
2. Sample duplicate was performed on sample BPS1-FB2001-020419 (1902107-01A/AA). All RPDs were ≤ 30%. No qualifications were required.

Compound Quantitation and Reported Detection Limits:

1. All sample results were reported within the linear calibration range. No qualifications were required.
2. Manual Calculation:

$$\text{Concentration } (\mu\text{g}/\text{m}^3) = \frac{\text{Result (ppbv)} \times \text{Molecular weight} \times \text{DF}}{24.45}$$

BPS1-SVPM2001I-020419 (1902084-02A)

Tetrachloroethene

Result (ppbv) = 0.11564

Molecular Weight @ 25°C=165.83

DF = 1.53

$$\text{Concentration } (\mu\text{g}/\text{m}^3) = \frac{0.11564 \times 165.83 \times 1.53}{24.45} = 1.2 \mu\text{g}/\text{m}^3$$

Compound	Laboratory (µg/m ³)	Validation (µg/m ³)	%D
Tetrachloroethene	1.2	1.2	0.0

Comments:

1. Volatile data package meet requirement for New York State Department of Environmental Conservation (NYSDEC) Analytical Services Protocol (ASP) Category B Deliverables.
2. Validation qualifiers (if required) were entered into the EDD for SDG: 1902084/1902107.
3. Summary of the qualified data is listed in the Qualification Summary Table for SDG: 1902084/1902107.
4. Summary of the all of the data is listed in the Data Summary Table for SDG: 1902084/1902107.

**NWIRP BETHPAGE, BETHPAGE, NY
SITE 1
QUALIFICATION SUMMARY TABLE
AIR
SDGs: 1902084/1902107**

Sample Name	Lab ID	Analytical Method	Analyte	Unit	Reported Result	Lab Qualifier	Validated Value	DV Qualifier	Reason Code
BPS1-SVPM2001S-020419	1902084-01A	TO-15	Acetone	UG M3	3.7	J	18	U	FB
BPS1-SVPM2001S-020419	1902084-01A	TO-15	Freon 11	UG M3	1.2	J	4.3	U	FB
BPS1-SVPM2001S-020419	1902084-01A	TO-15	Freon 12	UG M3	2.9	J	3.8	U	FB
BPS1-SVPM2001I-020419	1902084-02A	TO-15	2-Propanol	UG M3	1.6	J	1.6	J	FD
BPS1-SVPM2001I-020419	1902084-02A	TO-15	Acetone	UG M3	6.4	J	18	U	FB
BPS1-SVPM2001I-020419	1902084-02A	TO-15	Ethanol	UG M3	110		110	J	FD
BPS1-SVPM2001I-020419	1902084-02A	TO-15	Freon 11	UG M3	1.2	J	4.3	U	FB
BPS1-SVPM2001I-020419	1902084-02A	TO-15	Freon 12	UG M3	2.4	J	3.8	U	FB
BPS1-SVPM2001I-020419	1902084-02A	TO-15	Tetrachloroethene	UG M3	1.2	J	1.2	J	FD
BPS1-SVPM2001I-020419	1902084-02A	TO-15	Trichloroethene	UG M3	1.6	J	1.6	J	FD
BPS1-SVPM2001D-020419	1902084-03A	TO-15	2,2,4-Trimethylpentane	UG M3	1.2	J	4.4	U	FB
BPS1-SVPM2001D-020419	1902084-03A	TO-15	Acetone	UG M3	9.4	J	22	U	FB
BPS1-SVPM2001D-020419	1902084-03A	TO-15	Cyclohexane	UG M3	1.6	J	2.6	U	FB
BPS1-SVPM2001D-020419	1902084-03A	TO-15	Freon 12	UG M3	2.4	J	4.6	U	FB
BPS1-SVPM2001D-020419	1902084-03A	TO-15	Toluene	UG M3	3.3	J	3.5	U	FB
BPS1-SVPM2002S-020419	1902084-04A	TO-15	Acetone	UG M3	6.8	J	17	U	FB
BPS1-SVPM2002S-020419	1902084-04A	TO-15	Freon 11	UG M3	1	J	4.1	U	FB
BPS1-SVPM2002S-020419	1902084-04A	TO-15	Freon 12	UG M3	2.6	J	3.6	U	FB
BPS1-SVPM2002I-020419	1902084-05A	TO-15	2,2,4-Trimethylpentane	UG M3	0.6	J	3.4	U	FB
BPS1-SVPM2002I-020419	1902084-05A	TO-15	Acetone	UG M3	8.2	J	17	U	FB
BPS1-SVPM2002I-020419	1902084-05A	TO-15	Benzene	UG M3	1.1	J	2.3	U	FB
BPS1-SVPM2002I-020419	1902084-05A	TO-15	Cyclohexane	UG M3	0.7	J	2.5	U	FB
BPS1-SVPM2002I-020419	1902084-05A	TO-15	Freon 11	UG M3	1.4	J	4.1	U	FB
BPS1-SVPM2002I-020419	1902084-05A	TO-15	Freon 12	UG M3	2.4	J	3.6	U	FB
BPS1-SVPM2002I-020419	1902084-05A	TO-15	Hexane	UG M3	1.8	J	2.6	U	FB
BPS1-SVPM2002I-020419	1902084-05A	TO-15	m,p-Xylene	UG M3	1.8	J	3.2	U	FB
BPS1-SVPM2002D-020419	1902084-06A	TO-15	Acetone	UG M3	6.1	J	18	U	FB
BPS1-SVPM2002D-020419	1902084-06A	TO-15	Benzene	UG M3	1.4	J	2.4	U	FB
BPS1-SVPM2002D-020419	1902084-06A	TO-15	Freon 11	UG M3	1.2	J	4.2	U	FB
BPS1-SVPM2002D-020419	1902084-06A	TO-15	Freon 12	UG M3	2.9	J	3.7	U	FB
BPS1-SVPM2003S-020419	1902084-07A	TO-15	Acetone	UG M3	3.5	J	17	U	FB
BPS1-SVPM2003S-020419	1902084-07A	TO-15	Benzene	UG M3	2.6		2.3	U	FB
BPS1-SVPM2003S-020419	1902084-07A	TO-15	Freon 11	UG M3	1.5	J	4	U	FB
BPS1-SVPM2003S-020419	1902084-07A	TO-15	Freon 12	UG M3	2.6	J	3.6	U	FB
BPS1-SVPM2003S-020419	1902084-07A	TO-15	m,p-Xylene	UG M3	1.3	J	3.1	U	FB
BPS1-SVPM2003I-020419	1902084-08A	TO-15	Acetone	UG M3	8.1	J	17	U	FB
BPS1-SVPM2003I-020419	1902084-08A	TO-15	Freon 11	UG M3	1.4	J	4	U	FB

**NWIRP BETHPAGE, BETHPAGE, NY
SITE 1
QUALIFICATION SUMMARY TABLE
AIR
SDGs: 1902084/1902107**

Sample Name	Lab ID	Analytical Method	Analyte	Unit	Reported Result	Lab Qualifier	Validated Value	DV Qualifier	Reason Code
BPS1-SVPM2003I-020419	1902084-08A	TO-15	Freon 12	UG M3	2.7	J	3.5	U	FB
BPS1-SVPM2003I-020419	1902084-08A	TO-15	m,p-Xylene	UG M3	1.1	J	3.1	U	FB
BPS1-SVPM2003I-020419	1902084-08A	TO-15	Toluene	UG M3	1.2	J	2.7	U	FB
BPS1-SVPM2003D-020419	1902084-09A	TO-15	Acetone	UG M3	11	J	17	U	FB
BPS1-SVPM2003D-020419	1902084-09A	TO-15	Benzene	UG M3	0.72	J	2.3	U	FB
BPS1-SVPM2003D-020419	1902084-09A	TO-15	Freon 11	UG M3	1.4	J	4	U	FB
BPS1-SVPM2003D-020419	1902084-09A	TO-15	Freon 12	UG M3	2.7	J	3.5	U	FB
BPS1-SVPM2003D-020419	1902084-09A	TO-15	m,p-Xylene	UG M3	0.62	J	3.1	U	FB
BPS1-SVPM2003D-020419	1902084-09A	TO-15	Toluene	UG M3	1.3	J	2.7	U	FB
BPS1-SVPM2004S-020419	1902084-10A	TO-15	Acetone	UG M3	4.1	J	18	U	FB
BPS1-SVPM2004S-020419	1902084-10A	TO-15	Freon 11	UG M3	1.1	J	4.4	U	FB
BPS1-SVPM2004S-020419	1902084-10A	TO-15	Freon 12	UG M3	2.5	J	3.8	U	FB
BPS1-SVPM2004I-020419	1902084-11A	TO-15	Acetone	UG M3	6.6	J	18	U	FB
BPS1-SVPM2004I-020419	1902084-11A	TO-15	Freon 11	UG M3	1.3	J	4.2	U	FB
BPS1-SVPM2004I-020419	1902084-11A	TO-15	Freon 12	UG M3	2.3	J	3.7	U	FB
BPS1-SVPM2004D-020419	1902084-12A	TO-15	Acetone	UG M3	7.1	J	18	U	FB
BPS1-SVPM2004D-020419	1902084-12A	TO-15	Benzene	UG M3	2	J	2.4	U	FB
BPS1-SVPM2004D-020419	1902084-12A	TO-15	Freon 11	UG M3	1.7	J	4.3	U	FB
BPS1-SVPM2004D-020419	1902084-12A	TO-15	Freon 12	UG M3	2.5	J	3.8	U	FB
BPS1-SVPM2006S-020419	1902084-13A	TO-15	Acetone	UG M3	6.6	J	18	U	FB
BPS1-SVPM2006S-020419	1902084-13A	TO-15	Freon 11	UG M3	1.3	J	4.2	U	FB
BPS1-SVPM2006S-020419	1902084-13A	TO-15	Freon 12	UG M3	2.6	J	3.7	U	FB
BPS1-SVPM2006I-020419	1902084-14A	TO-15	Acetone	UG M3	8.2	J	17	U	FB
BPS1-SVPM2006I-020419	1902084-14A	TO-15	Benzene	UG M3	0.64	J	2.3	U	FB
BPS1-SVPM2006I-020419	1902084-14A	TO-15	Freon 11	UG M3	1.3	J	4	U	FB
BPS1-SVPM2006I-020419	1902084-14A	TO-15	Freon 12	UG M3	2.4	J	3.5	U	FB
BPS1-SVPM2006D-020419	1902084-15A	TO-15	Acetone	UG M3	9.2	J	18	U	FB
BPS1-SVPM2006D-020419	1902084-15A	TO-15	Benzene	UG M3	2.8		2.4	U	FB
BPS1-SVPM2006D-020419	1902084-15A	TO-15	Freon 11	UG M3	1.4	J	4.2	U	FB
BPS1-SVPM2006D-020419	1902084-15A	TO-15	Freon 12	UG M3	2.3	J	3.7	U	FB
BPS1-SVPM2007S-020419	1902084-16A	TO-15	Acetone	UG M3	18		17	U	FB

**NWIRP BETHPAGE, BETHPAGE, NY
SITE 1
QUALIFICATION SUMMARY TABLE
AIR
SDGs: 1902084/1902107**

Sample Name	Lab ID	Analytical Method	Analyte	Unit	Reported Result	Lab Qualifier	Validated Value	DV Qualifier	Reason Code
BPS1-SVPM2007S-020419	1902084-16A	TO-15	Freon 11	UG M3	1.4	J	4.1	U	FB
BPS1-SVPM2007S-020419	1902084-16A	TO-15	Freon 12	UG M3	2.2	J	3.6	U	FB
BPS1-SVPM2007I-020419	1902084-17A	TO-15	1,1,1-Trichloroethane	UG M3	4	U	4	UJ	FD
BPS1-SVPM2007I-020419	1902084-17A	TO-15	2-Butanone (Methyl Ethyl Ketone)	UG M3	1.7	J	1.7	J	FD
BPS1-SVPM2007I-020419	1902084-17A	TO-15	2-Propanol	UG M3	1.7	J	1.7	J	FD
BPS1-SVPM2007I-020419	1902084-17A	TO-15	Acetone	UG M3	8.1	J	17	U	FB
BPS1-SVPM2007I-020419	1902084-17A	TO-15	Benzene	UG M3	1.5	J	2.3	U	FB
BPS1-SVPM2007I-020419	1902084-17A	TO-15	Ethanol	UG M3	120		120	J	FD
BPS1-SVPM2007I-020419	1902084-17A	TO-15	Freon 11	UG M3	1.3	J	4.1	U	FB
BPS1-SVPM2007I-020419	1902084-17A	TO-15	Freon 12	UG M3	4.2		4.2	U	FB
BPS1-SVPM2007D-020419	1902084-18A	TO-15	Acetone	UG M3	9.2	J	19	U	FB
BPS1-SVPM2007D-020419	1902084-18A	TO-15	Freon 11	UG M3	1.6	J	4.4	U	FB
BPS1-SVPM2007D-020419	1902084-18A	TO-15	Freon 12	UG M3	7.3		7.3	U	FB
BPS1-DUP01-020419	1902084-19A	TO-15	2-Propanol	UG M3	7.2	U	7.2	UJ	FD
BPS1-DUP01-020419	1902084-19A	TO-15	Acetone	UG M3	4.3	J	17	U	FB
BPS1-DUP01-020419	1902084-19A	TO-15	Ethanol	UG M3	14		14	J	FD
BPS1-DUP01-020419	1902084-19A	TO-15	Freon 11	UG M3	1.2	J	4.1	U	FB
BPS1-DUP01-020419	1902084-19A	TO-15	Freon 12	UG M3	2.7	J	3.6	U	FB
BPS1-DUP01-020419	1902084-19A	TO-15	Tetrachloroethene	UG M3	5	U	5	UJ	FD
BPS1-DUP01-020419	1902084-19A	TO-15	Trichloroethene	UG M3	3.9	U	3.9	UJ	FD
BPS1-DUP02-020419	1902084-20A	TO-15	1,1,1-Trichloroethane	UG M3	0.6	J	0.6	J	FD
BPS1-DUP02-020419	1902084-20A	TO-15	2-Butanone (Methyl Ethyl Ketone)	UG M3	8.2	U	8.2	UJ	FD
BPS1-DUP02-020419	1902084-20A	TO-15	2-Propanol	UG M3	6.9	U	6.9	UJ	FD
BPS1-DUP02-020419	1902084-20A	TO-15	Acetone	UG M3	3.5	J	17	U	FB
BPS1-DUP02-020419	1902084-20A	TO-15	Ethanol	UG M3	5.8		5.8	UJ	FB, FD
BPS1-DUP02-020419	1902084-20A	TO-15	Freon 11	UG M3	1.4	J	3.9	U	FB
BPS1-DUP02-020419	1902084-20A	TO-15	Freon 12	UG M3	4		4	U	FB
BPS1-FB2001-020419	1902107R1-01A	TO-15	1,2,4-Trichlorobenzene	UG M3	2.4	J	3	U	MB
BPS1-FB2001-020419	1902107R1-01A	TO-15	1,4-Dichlorobenzene	UG M3	0.6	J	15	U	MB

NOTE: Only results that had qualifications added after validation are listed in this table.

Reason Codes

- MB Qualification due to method blank contamination.
- FB Qualification due to field blank contamination.
- FD Qualification due to exceedance of field duplicate criteria.



NWIRP BETHPAGE, BETHPAGE, NY

SITE 1

DATA SUMMARY TABLE

AIR

SDGs: 1902084/1902107

Sample Name	Lab ID	Analytical Name	Analytical Method	Sample Date	Result	Unit	Qualifier	LOD	LOQ
BPS1-SVPM2001S-020419	1902084-01A	Freon 12	TO-15	20190204	3.8	UG M3	U	3	3.8
BPS1-SVPM2001S-020419	1902084-01A	Freon 114	TO-15	20190204	5.3	UG M3	U	4.3	5.3
BPS1-SVPM2001S-020419	1902084-01A	Chloromethane	TO-15	20190204	16	UG M3	U	3.2	16
BPS1-SVPM2001S-020419	1902084-01A	Vinyl Chloride	TO-15	20190204	2	UG M3	U	1.6	2
BPS1-SVPM2001S-020419	1902084-01A	1,3-Butadiene	TO-15	20190204	1.7	UG M3	U	1.4	1.7
BPS1-SVPM2001S-020419	1902084-01A	Bromomethane	TO-15	20190204	30	UG M3	U	5.9	30
BPS1-SVPM2001S-020419	1902084-01A	Chloroethane	TO-15	20190204	8.1	UG M3	U	4	8.1
BPS1-SVPM2001S-020419	1902084-01A	Freon 11	TO-15	20190204	4.3	UG M3	U	3.4	4.3
BPS1-SVPM2001S-020419	1902084-01A	Ethanol	TO-15	20190204	54	UG M3		2.9	5.8
BPS1-SVPM2001S-020419	1902084-01A	Freon 113	TO-15	20190204	5.9	UG M3	U	4.7	5.9
BPS1-SVPM2001S-020419	1902084-01A	1,1-Dichloroethene	TO-15	20190204	3	UG M3	U	2.4	3
BPS1-SVPM2001S-020419	1902084-01A	Acetone	TO-15	20190204	18	UG M3	U	3.6	18
BPS1-SVPM2001S-020419	1902084-01A	2-Propanol	TO-15	20190204	7.5	UG M3	U	3.8	7.5
BPS1-SVPM2001S-020419	1902084-01A	Carbon Disulfide	TO-15	20190204	9.5	UG M3	U	5.4	9.5
BPS1-SVPM2001S-020419	1902084-01A	3-Chloropropene	TO-15	20190204	9.6	UG M3	U	4.8	9.6
BPS1-SVPM2001S-020419	1902084-01A	Methylene Chloride	TO-15	20190204	26	UG M3	U	5.3	26
BPS1-SVPM2001S-020419	1902084-01A	Methyl tert-butyl ether	TO-15	20190204	11	UG M3	U	5.5	11
BPS1-SVPM2001S-020419	1902084-01A	trans-1,2-Dichloroethene	TO-15	20190204	3	UG M3	U	2.4	3
BPS1-SVPM2001S-020419	1902084-01A	Hexane	TO-15	20190204	2.7	UG M3	U	2.2	2.7
BPS1-SVPM2001S-020419	1902084-01A	1,1-Dichloroethane	TO-15	20190204	3.1	UG M3	U	2.5	3.1
BPS1-SVPM2001S-020419	1902084-01A	2-Butanone (Methyl Ethyl Ketone)	TO-15	20190204	9	UG M3	U	4.5	9
BPS1-SVPM2001S-020419	1902084-01A	cis-1,2-Dichloroethene	TO-15	20190204	3	UG M3	U	2.4	3
BPS1-SVPM2001S-020419	1902084-01A	Tetrahydrofuran	TO-15	20190204	2.2	UG M3	U	1.8	2.2
BPS1-SVPM2001S-020419	1902084-01A	Chloroform	TO-15	20190204	3.7	UG M3	U	3	3.7
BPS1-SVPM2001S-020419	1902084-01A	1,1,1-Trichloroethane	TO-15	20190204	4.2	UG M3	U	3.3	4.2
BPS1-SVPM2001S-020419	1902084-01A	Cyclohexane	TO-15	20190204	2.6	UG M3	U	2.1	2.6
BPS1-SVPM2001S-020419	1902084-01A	Carbon Tetrachloride	TO-15	20190204	4.8	UG M3	U	3.8	4.8
BPS1-SVPM2001S-020419	1902084-01A	2,2,4-Trimethylpentane	TO-15	20190204	3.6	UG M3	U	2.8	3.6
BPS1-SVPM2001S-020419	1902084-01A	Benzene	TO-15	20190204	2.4	UG M3	U	2	2.4
BPS1-SVPM2001S-020419	1902084-01A	1,2-Dichloroethane	TO-15	20190204	3.1	UG M3	U	2.5	3.1
BPS1-SVPM2001S-020419	1902084-01A	Heptane	TO-15	20190204	3.1	UG M3	U	2.5	3.1
BPS1-SVPM2001S-020419	1902084-01A	Trichloroethene	TO-15	20190204	4.1	UG M3	U	3.3	4.1



NWIRP BETHPAGE, BETHPAGE, NY

SITE 1

DATA SUMMARY TABLE

AIR

SDGs: 1902084/1902107

Sample Name	Lab ID	Analytical Name	Analytical Method	Sample Date	Result	Unit	Qualifier	LOD	LOQ
BPS1-SVPM2001S-020419	1902084-01A	1,2-Dichloropropane	TO-15	20190204	3.5	UG M3	U	2.8	3.5
BPS1-SVPM2001S-020419	1902084-01A	1,4-Dioxane	TO-15	20190204	11	UG M3	U	5.5	11
BPS1-SVPM2001S-020419	1902084-01A	Bromodichloromethane	TO-15	20190204	5.1	UG M3	U	4.1	5.1
BPS1-SVPM2001S-020419	1902084-01A	cis-1,3-Dichloropropene	TO-15	20190204	3.5	UG M3	U	2.8	3.5
BPS1-SVPM2001S-020419	1902084-01A	4-Methyl-2-pentanone	TO-15	20190204	3.1	UG M3	U	2.5	3.1
BPS1-SVPM2001S-020419	1902084-01A	Toluene	TO-15	20190204	2.9	UG M3	U	2.3	2.9
BPS1-SVPM2001S-020419	1902084-01A	trans-1,3-Dichloropropene	TO-15	20190204	3.5	UG M3	U	2.8	3.5
BPS1-SVPM2001S-020419	1902084-01A	1,1,2-Trichloroethane	TO-15	20190204	4.2	UG M3	U	3.3	4.2
BPS1-SVPM2001S-020419	1902084-01A	Tetrachloroethene	TO-15	20190204	5.2	UG M3	U	4.2	5.2
BPS1-SVPM2001S-020419	1902084-01A	2-Hexanone	TO-15	20190204	12	UG M3	U	6.3	12
BPS1-SVPM2001S-020419	1902084-01A	Dibromochloromethane	TO-15	20190204	6.5	UG M3	U	5.2	6.5
BPS1-SVPM2001S-020419	1902084-01A	1,2-Dibromoethane (EDB)	TO-15	20190204	5.9	UG M3	U	4.7	5.9
BPS1-SVPM2001S-020419	1902084-01A	Chlorobenzene	TO-15	20190204	3.5	UG M3	U	2.8	3.5
BPS1-SVPM2001S-020419	1902084-01A	Ethyl Benzene	TO-15	20190204	3.3	UG M3	U	2.6	3.3
BPS1-SVPM2001S-020419	1902084-01A	m,p-Xylene	TO-15	20190204	3.3	UG M3	U	2.6	3.3
BPS1-SVPM2001S-020419	1902084-01A	o-Xylene	TO-15	20190204	3.3	UG M3	U	2.6	3.3
BPS1-SVPM2001S-020419	1902084-01A	Styrene	TO-15	20190204	3.2	UG M3	U	2.6	3.2
BPS1-SVPM2001S-020419	1902084-01A	Bromoform	TO-15	20190204	7.9	UG M3	U	6.3	7.9
BPS1-SVPM2001S-020419	1902084-01A	Cumene	TO-15	20190204	3.8	UG M3	U	3	3.8
BPS1-SVPM2001S-020419	1902084-01A	1,1,2,2-Tetrachloroethane	TO-15	20190204	5.2	UG M3	U	4.2	5.2
BPS1-SVPM2001S-020419	1902084-01A	Propylbenzene	TO-15	20190204	3.8	UG M3	U	3	3.8
BPS1-SVPM2001S-020419	1902084-01A	4-Ethyltoluene	TO-15	20190204	3.8	UG M3	U	3	3.8
BPS1-SVPM2001S-020419	1902084-01A	1,3,5-Trimethylbenzene	TO-15	20190204	3.8	UG M3	U	3	3.8
BPS1-SVPM2001S-020419	1902084-01A	1,2,4-Trimethylbenzene	TO-15	20190204	3.8	UG M3	U	3	3.8
BPS1-SVPM2001S-020419	1902084-01A	1,3-Dichlorobenzene	TO-15	20190204	4.6	UG M3	U	3.7	4.6
BPS1-SVPM2001S-020419	1902084-01A	1,4-Dichlorobenzene	TO-15	20190204	4.6	UG M3	U	3.7	4.6
BPS1-SVPM2001S-020419	1902084-01A	alpha-Chlorotoluene	TO-15	20190204	4	UG M3	U	3.2	4
BPS1-SVPM2001S-020419	1902084-01A	1,2-Dichlorobenzene	TO-15	20190204	4.6	UG M3	U	3.7	4.6
BPS1-SVPM2001S-020419	1902084-01A	1,2,4-Trichlorobenzene	TO-15	20190204	23	UG M3	U	11	23
BPS1-SVPM2001S-020419	1902084-01A	Hexachlorobutadiene	TO-15	20190204	33	UG M3	U	16	33
BPS1-SVPM2001I-020419	1902084-02A	Freon 12	TO-15	20190204	3.8	UG M3	U	3	3.8
BPS1-SVPM2001I-020419	1902084-02A	Freon 114	TO-15	20190204	5.3	UG M3	U	4.3	5.3



NWIRP BETHPAGE, BETHPAGE, NY

SITE 1

DATA SUMMARY TABLE

AIR

SDGs: 1902084/1902107

Sample Name	Lab ID	Analytical Name	Analytical Method	Sample Date	Result	Unit	Qualifier	LOD	LOQ
BPS1-SVPM2001I-020419	1902084-02A	Chloromethane	TO-15	20190204	16	UG M3	U	3.2	16
BPS1-SVPM2001I-020419	1902084-02A	Vinyl Chloride	TO-15	20190204	2	UG M3	U	1.6	2
BPS1-SVPM2001I-020419	1902084-02A	1,3-Butadiene	TO-15	20190204	1.7	UG M3	U	1.4	1.7
BPS1-SVPM2001I-020419	1902084-02A	Bromomethane	TO-15	20190204	30	UG M3	U	5.9	30
BPS1-SVPM2001I-020419	1902084-02A	Chloroethane	TO-15	20190204	8.1	UG M3	U	4	8.1
BPS1-SVPM2001I-020419	1902084-02A	Freon 11	TO-15	20190204	4.3	UG M3	U	3.4	4.3
BPS1-SVPM2001I-020419	1902084-02A	Ethanol	TO-15	20190204	110	UG M3	J	2.9	5.8
BPS1-SVPM2001I-020419	1902084-02A	Freon 113	TO-15	20190204	5.9	UG M3	U	4.7	5.9
BPS1-SVPM2001I-020419	1902084-02A	1,1-Dichloroethene	TO-15	20190204	3	UG M3	U	2.4	3
BPS1-SVPM2001I-020419	1902084-02A	Acetone	TO-15	20190204	18	UG M3	U	3.6	18
BPS1-SVPM2001I-020419	1902084-02A	2-Propanol	TO-15	20190204	1.6	UG M3	J	3.8	7.5
BPS1-SVPM2001I-020419	1902084-02A	Carbon Disulfide	TO-15	20190204	9.5	UG M3	U	5.4	9.5
BPS1-SVPM2001I-020419	1902084-02A	3-Chloropropene	TO-15	20190204	9.6	UG M3	U	4.8	9.6
BPS1-SVPM2001I-020419	1902084-02A	Methylene Chloride	TO-15	20190204	26	UG M3	U	5.3	26
BPS1-SVPM2001I-020419	1902084-02A	Methyl tert-butyl ether	TO-15	20190204	11	UG M3	U	5.5	11
BPS1-SVPM2001I-020419	1902084-02A	trans-1,2-Dichloroethene	TO-15	20190204	3	UG M3	U	2.4	3
BPS1-SVPM2001I-020419	1902084-02A	Hexane	TO-15	20190204	2.7	UG M3	U	2.2	2.7
BPS1-SVPM2001I-020419	1902084-02A	1,1-Dichloroethane	TO-15	20190204	3.1	UG M3	U	2.5	3.1
BPS1-SVPM2001I-020419	1902084-02A	2-Butanone (Methyl Ethyl Ketone)	TO-15	20190204	9	UG M3	U	4.5	9
BPS1-SVPM2001I-020419	1902084-02A	cis-1,2-Dichloroethene	TO-15	20190204	3	UG M3	U	2.4	3
BPS1-SVPM2001I-020419	1902084-02A	Tetrahydrofuran	TO-15	20190204	2.2	UG M3	U	1.8	2.2
BPS1-SVPM2001I-020419	1902084-02A	Chloroform	TO-15	20190204	1.2	UG M3	J	3	3.7
BPS1-SVPM2001I-020419	1902084-02A	1,1,1-Trichloroethane	TO-15	20190204	4.2	UG M3	U	3.3	4.2
BPS1-SVPM2001I-020419	1902084-02A	Cyclohexane	TO-15	20190204	2.6	UG M3	U	2.1	2.6
BPS1-SVPM2001I-020419	1902084-02A	Carbon Tetrachloride	TO-15	20190204	4.8	UG M3	U	3.8	4.8
BPS1-SVPM2001I-020419	1902084-02A	2,2,4-Trimethylpentane	TO-15	20190204	3.6	UG M3	U	2.8	3.6
BPS1-SVPM2001I-020419	1902084-02A	Benzene	TO-15	20190204	2.4	UG M3	U	2	2.4
BPS1-SVPM2001I-020419	1902084-02A	1,2-Dichloroethane	TO-15	20190204	3.1	UG M3	U	2.5	3.1
BPS1-SVPM2001I-020419	1902084-02A	Heptane	TO-15	20190204	3.1	UG M3	U	2.5	3.1
BPS1-SVPM2001I-020419	1902084-02A	Trichloroethene	TO-15	20190204	1.6	UG M3	J	3.3	4.1
BPS1-SVPM2001I-020419	1902084-02A	1,2-Dichloropropane	TO-15	20190204	3.5	UG M3	U	2.8	3.5
BPS1-SVPM2001I-020419	1902084-02A	1,4-Dioxane	TO-15	20190204	11	UG M3	U	5.5	11

Sample Name	Lab ID	Analytical Name	Analytical Method	Sample Date	Result	Unit	Qualifier	LOD	LOQ
BPS1-SVPM2001I-020419	1902084-02A	Bromodichloromethane	TO-15	20190204	5.1	UG M3	U	4.1	5.1
BPS1-SVPM2001I-020419	1902084-02A	cis-1,3-Dichloropropene	TO-15	20190204	3.5	UG M3	U	2.8	3.5
BPS1-SVPM2001I-020419	1902084-02A	4-Methyl-2-pentanone	TO-15	20190204	3.1	UG M3	U	2.5	3.1
BPS1-SVPM2001I-020419	1902084-02A	Toluene	TO-15	20190204	2.9	UG M3	U	2.3	2.9
BPS1-SVPM2001I-020419	1902084-02A	trans-1,3-Dichloropropene	TO-15	20190204	3.5	UG M3	U	2.8	3.5
BPS1-SVPM2001I-020419	1902084-02A	1,1,2-Trichloroethane	TO-15	20190204	4.2	UG M3	U	3.3	4.2
BPS1-SVPM2001I-020419	1902084-02A	Tetrachloroethene	TO-15	20190204	1.2	UG M3	J	4.2	5.2
BPS1-SVPM2001I-020419	1902084-02A	2-Hexanone	TO-15	20190204	12	UG M3	U	6.3	12
BPS1-SVPM2001I-020419	1902084-02A	Dibromochloromethane	TO-15	20190204	6.5	UG M3	U	5.2	6.5
BPS1-SVPM2001I-020419	1902084-02A	1,2-Dibromoethane (EDB)	TO-15	20190204	5.9	UG M3	U	4.7	5.9
BPS1-SVPM2001I-020419	1902084-02A	Chlorobenzene	TO-15	20190204	3.5	UG M3	U	2.8	3.5
BPS1-SVPM2001I-020419	1902084-02A	Ethyl Benzene	TO-15	20190204	3.3	UG M3	U	2.6	3.3
BPS1-SVPM2001I-020419	1902084-02A	m,p-Xylene	TO-15	20190204	3.3	UG M3	U	2.6	3.3
BPS1-SVPM2001I-020419	1902084-02A	o-Xylene	TO-15	20190204	3.3	UG M3	U	2.6	3.3
BPS1-SVPM2001I-020419	1902084-02A	Styrene	TO-15	20190204	3.2	UG M3	U	2.6	3.2
BPS1-SVPM2001I-020419	1902084-02A	Bromoform	TO-15	20190204	7.9	UG M3	U	6.3	7.9
BPS1-SVPM2001I-020419	1902084-02A	Cumene	TO-15	20190204	3.8	UG M3	U	3	3.8
BPS1-SVPM2001I-020419	1902084-02A	1,1,2,2-Tetrachloroethane	TO-15	20190204	5.2	UG M3	U	4.2	5.2
BPS1-SVPM2001I-020419	1902084-02A	Propylbenzene	TO-15	20190204	3.8	UG M3	U	3	3.8
BPS1-SVPM2001I-020419	1902084-02A	4-Ethyltoluene	TO-15	20190204	3.8	UG M3	U	3	3.8
BPS1-SVPM2001I-020419	1902084-02A	1,3,5-Trimethylbenzene	TO-15	20190204	3.8	UG M3	U	3	3.8
BPS1-SVPM2001I-020419	1902084-02A	1,2,4-Trimethylbenzene	TO-15	20190204	3.8	UG M3	U	3	3.8
BPS1-SVPM2001I-020419	1902084-02A	1,3-Dichlorobenzene	TO-15	20190204	4.6	UG M3	U	3.7	4.6
BPS1-SVPM2001I-020419	1902084-02A	1,4-Dichlorobenzene	TO-15	20190204	4.6	UG M3	U	3.7	4.6
BPS1-SVPM2001I-020419	1902084-02A	alpha-Chlorotoluene	TO-15	20190204	4	UG M3	U	3.2	4
BPS1-SVPM2001I-020419	1902084-02A	1,2-Dichlorobenzene	TO-15	20190204	4.6	UG M3	U	3.7	4.6
BPS1-SVPM2001I-020419	1902084-02A	1,2,4-Trichlorobenzene	TO-15	20190204	23	UG M3	U	11	23
BPS1-SVPM2001I-020419	1902084-02A	Hexachlorobutadiene	TO-15	20190204	33	UG M3	U	16	33
BPS1-SVPM2001D-020419	1902084-03A	Freon 12	TO-15	20190204	4.6	UG M3	U	3.7	4.6
BPS1-SVPM2001D-020419	1902084-03A	Freon 114	TO-15	20190204	6.6	UG M3	U	5.2	6.6
BPS1-SVPM2001D-020419	1902084-03A	Chloromethane	TO-15	20190204	19	UG M3	U	3.9	19
BPS1-SVPM2001D-020419	1902084-03A	Vinyl Chloride	TO-15	20190204	2.4	UG M3	U	1.9	2.4

DATA SUMMARY TABLE

AIR

SDGs: 1902084/1902107

Sample Name	Lab ID	Analytical Name	Analytical Method	Sample Date	Result	Unit	Qualifier	LOD	LOQ
BPS1-SVPM2001D-020419	1902084-03A	1,3-Butadiene	TO-15	20190204	2.1	UG M3	U	1.7	2.1
BPS1-SVPM2001D-020419	1902084-03A	Bromomethane	TO-15	20190204	36	UG M3	U	7.3	36
BPS1-SVPM2001D-020419	1902084-03A	Chloroethane	TO-15	20190204	9.9	UG M3	U	5	9.9
BPS1-SVPM2001D-020419	1902084-03A	Freon 11	TO-15	20190204	5.3	UG M3	U	4.2	5.3
BPS1-SVPM2001D-020419	1902084-03A	Ethanol	TO-15	20190204	22	UG M3		3.5	7.1
BPS1-SVPM2001D-020419	1902084-03A	Freon 113	TO-15	20190204	7.2	UG M3	U	5.8	7.2
BPS1-SVPM2001D-020419	1902084-03A	1,1-Dichloroethene	TO-15	20190204	3.7	UG M3	U	3	3.7
BPS1-SVPM2001D-020419	1902084-03A	Acetone	TO-15	20190204	22	UG M3	U	4.5	22
BPS1-SVPM2001D-020419	1902084-03A	2-Propanol	TO-15	20190204	9.2	UG M3	U	4.6	9.2
BPS1-SVPM2001D-020419	1902084-03A	Carbon Disulfide	TO-15	20190204	12	UG M3	U	6.7	12
BPS1-SVPM2001D-020419	1902084-03A	3-Chloropropene	TO-15	20190204	12	UG M3	U	5.9	12
BPS1-SVPM2001D-020419	1902084-03A	Methylene Chloride	TO-15	20190204	33	UG M3	U	6.5	33
BPS1-SVPM2001D-020419	1902084-03A	Methyl tert-butyl ether	TO-15	20190204	14	UG M3	U	6.8	14
BPS1-SVPM2001D-020419	1902084-03A	trans-1,2-Dichloroethene	TO-15	20190204	3.7	UG M3	U	3	3.7
BPS1-SVPM2001D-020419	1902084-03A	Hexane	TO-15	20190204	13	UG M3		2.6	3.3
BPS1-SVPM2001D-020419	1902084-03A	1,1-Dichloroethane	TO-15	20190204	3.8	UG M3	U	3	3.8
BPS1-SVPM2001D-020419	1902084-03A	2-Butanone (Methyl Ethyl Ketone)	TO-15	20190204	2.5	UG M3	J	5.5	11
BPS1-SVPM2001D-020419	1902084-03A	cis-1,2-Dichloroethene	TO-15	20190204	1.2	UG M3	J	3	3.7
BPS1-SVPM2001D-020419	1902084-03A	Tetrahydrofuran	TO-15	20190204	2.8	UG M3	U	2.2	2.8
BPS1-SVPM2001D-020419	1902084-03A	Chloroform	TO-15	20190204	24	UG M3		3.7	4.6
BPS1-SVPM2001D-020419	1902084-03A	1,1,1-Trichloroethane	TO-15	20190204	5.1	UG M3	U	4.1	5.1
BPS1-SVPM2001D-020419	1902084-03A	Cyclohexane	TO-15	20190204	2.6	UG M3	U	2.6	3.2
BPS1-SVPM2001D-020419	1902084-03A	Carbon Tetrachloride	TO-15	20190204	5.9	UG M3	U	4.7	5.9
BPS1-SVPM2001D-020419	1902084-03A	2,2,4-Trimethylpentane	TO-15	20190204	4.4	UG M3	U	3.5	4.4
BPS1-SVPM2001D-020419	1902084-03A	Benzene	TO-15	20190204	6.6	UG M3		2.4	3
BPS1-SVPM2001D-020419	1902084-03A	1,2-Dichloroethane	TO-15	20190204	3.8	UG M3	U	3	3.8
BPS1-SVPM2001D-020419	1902084-03A	Heptane	TO-15	20190204	2.8	UG M3	J	3.1	3.8
BPS1-SVPM2001D-020419	1902084-03A	Trichloroethene	TO-15	20190204	4.8	UG M3	J	4	5
BPS1-SVPM2001D-020419	1902084-03A	1,2-Dichloropropane	TO-15	20190204	4.3	UG M3	U	3.5	4.3
BPS1-SVPM2001D-020419	1902084-03A	1,4-Dioxane	TO-15	20190204	14	UG M3	U	6.8	14
BPS1-SVPM2001D-020419	1902084-03A	Bromodichloromethane	TO-15	20190204	6.3	UG M3	U	5	6.3
BPS1-SVPM2001D-020419	1902084-03A	cis-1,3-Dichloropropene	TO-15	20190204	4.3	UG M3	U	3.4	4.3

Sample Name	Lab ID	Analytical Name	Analytical Method	Sample Date	Result	Unit	Qualifier	LOD	LOQ
BPS1-SVPM2001D-020419	1902084-03A	4-Methyl-2-pentanone	TO-15	20190204	3.8	UG M3	U	3.1	3.8
BPS1-SVPM2001D-020419	1902084-03A	Toluene	TO-15	20190204	3.5	UG M3	U	2.8	3.5
BPS1-SVPM2001D-020419	1902084-03A	trans-1,3-Dichloropropene	TO-15	20190204	4.3	UG M3	U	3.4	4.3
BPS1-SVPM2001D-020419	1902084-03A	1,1,2-Trichloroethane	TO-15	20190204	5.1	UG M3	U	4.1	5.1
BPS1-SVPM2001D-020419	1902084-03A	Tetrachloroethene	TO-15	20190204	3.3	UG M3	J	5.1	6.4
BPS1-SVPM2001D-020419	1902084-03A	2-Hexanone	TO-15	20190204	15	UG M3	U	7.7	15
BPS1-SVPM2001D-020419	1902084-03A	Dibromochloromethane	TO-15	20190204	8	UG M3	U	6.4	8
BPS1-SVPM2001D-020419	1902084-03A	1,2-Dibromoethane (EDB)	TO-15	20190204	7.2	UG M3	U	5.8	7.2
BPS1-SVPM2001D-020419	1902084-03A	Chlorobenzene	TO-15	20190204	4.3	UG M3	U	3.5	4.3
BPS1-SVPM2001D-020419	1902084-03A	Ethyl Benzene	TO-15	20190204	4.1	UG M3	U	3.3	4.1
BPS1-SVPM2001D-020419	1902084-03A	m,p-Xylene	TO-15	20190204	4.1	UG M3	U	3.3	4.1
BPS1-SVPM2001D-020419	1902084-03A	o-Xylene	TO-15	20190204	4.1	UG M3	U	3.3	4.1
BPS1-SVPM2001D-020419	1902084-03A	Styrene	TO-15	20190204	4	UG M3	U	3.2	4
BPS1-SVPM2001D-020419	1902084-03A	Bromoform	TO-15	20190204	9.7	UG M3	U	7.8	9.7
BPS1-SVPM2001D-020419	1902084-03A	Cumene	TO-15	20190204	4.6	UG M3	U	3.7	4.6
BPS1-SVPM2001D-020419	1902084-03A	1,1,2,2-Tetrachloroethane	TO-15	20190204	6.4	UG M3	U	5.2	6.4
BPS1-SVPM2001D-020419	1902084-03A	Propylbenzene	TO-15	20190204	4.6	UG M3	U	3.7	4.6
BPS1-SVPM2001D-020419	1902084-03A	4-Ethyltoluene	TO-15	20190204	4.6	UG M3	U	3.7	4.6
BPS1-SVPM2001D-020419	1902084-03A	1,3,5-Trimethylbenzene	TO-15	20190204	4.6	UG M3	U	3.7	4.6
BPS1-SVPM2001D-020419	1902084-03A	1,2,4-Trimethylbenzene	TO-15	20190204	4.6	UG M3	U	3.7	4.6
BPS1-SVPM2001D-020419	1902084-03A	1,3-Dichlorobenzene	TO-15	20190204	5.6	UG M3	U	4.5	5.6
BPS1-SVPM2001D-020419	1902084-03A	1,4-Dichlorobenzene	TO-15	20190204	5.6	UG M3	U	4.5	5.6
BPS1-SVPM2001D-020419	1902084-03A	alpha-Chlorotoluene	TO-15	20190204	4.9	UG M3	U	3.9	4.9
BPS1-SVPM2001D-020419	1902084-03A	1,2-Dichlorobenzene	TO-15	20190204	5.6	UG M3	U	4.5	5.6
BPS1-SVPM2001D-020419	1902084-03A	1,2,4-Trichlorobenzene	TO-15	20190204	28	UG M3	U	14	28
BPS1-SVPM2001D-020419	1902084-03A	Hexachlorobutadiene	TO-15	20190204	40	UG M3	U	20	40
BPS1-SVPM2002S-020419	1902084-04A	Freon 12	TO-15	20190204	3.6	UG M3	U	2.9	3.6
BPS1-SVPM2002S-020419	1902084-04A	Freon 114	TO-15	20190204	5.1	UG M3	U	4.1	5.1
BPS1-SVPM2002S-020419	1902084-04A	Chloromethane	TO-15	20190204	15	UG M3	U	3	15
BPS1-SVPM2002S-020419	1902084-04A	Vinyl Chloride	TO-15	20190204	1.9	UG M3	U	1.5	1.9
BPS1-SVPM2002S-020419	1902084-04A	1,3-Butadiene	TO-15	20190204	1.6	UG M3	U	1.3	1.6
BPS1-SVPM2002S-020419	1902084-04A	Bromomethane	TO-15	20190204	28	UG M3	U	5.7	28

NWIRP BETHPAGE, BETHPAGE, NY

SITE 1

DATA SUMMARY TABLE

AIR

SDGs: 1902084/1902107

Sample Name	Lab ID	Analytical Name	Analytical Method	Sample Date	Result	Unit	Qualifier	LOD	LOQ
BPS1-SVPM2002S-020419	1902084-04A	Chloroethane	TO-15	20190204	7.8	UG M3	U	3.9	7.8
BPS1-SVPM2002S-020419	1902084-04A	Freon 11	TO-15	20190204	4.1	UG M3	U	3.3	4.1
BPS1-SVPM2002S-020419	1902084-04A	Ethanol	TO-15	20190204	460	UG M3		2.8	5.5
BPS1-SVPM2002S-020419	1902084-04A	Freon 113	TO-15	20190204	5.6	UG M3	U	4.5	5.6
BPS1-SVPM2002S-020419	1902084-04A	1,1-Dichloroethene	TO-15	20190204	2.9	UG M3	U	2.3	2.9
BPS1-SVPM2002S-020419	1902084-04A	Acetone	TO-15	20190204	17	UG M3	U	3.5	17
BPS1-SVPM2002S-020419	1902084-04A	2-Propanol	TO-15	20190204	3.1	UG M3	J	3.6	7.2
BPS1-SVPM2002S-020419	1902084-04A	Carbon Disulfide	TO-15	20190204	9.2	UG M3	U	5.2	9.2
BPS1-SVPM2002S-020419	1902084-04A	3-Chloropropene	TO-15	20190204	9.2	UG M3	U	4.6	9.2
BPS1-SVPM2002S-020419	1902084-04A	Methylene Chloride	TO-15	20190204	26	UG M3	U	5.1	26
BPS1-SVPM2002S-020419	1902084-04A	Methyl tert-butyl ether	TO-15	20190204	10	UG M3	U	5.3	10
BPS1-SVPM2002S-020419	1902084-04A	trans-1,2-Dichloroethene	TO-15	20190204	2.9	UG M3	U	2.3	2.9
BPS1-SVPM2002S-020419	1902084-04A	Hexane	TO-15	20190204	2.6	UG M3	U	2.1	2.6
BPS1-SVPM2002S-020419	1902084-04A	1,1-Dichloroethane	TO-15	20190204	3	UG M3	U	2.4	3
BPS1-SVPM2002S-020419	1902084-04A	2-Butanone (Methyl Ethyl Ketone)	TO-15	20190204	8.7	UG M3	U	4.3	8.7
BPS1-SVPM2002S-020419	1902084-04A	cis-1,2-Dichloroethene	TO-15	20190204	2.9	UG M3	U	2.3	2.9
BPS1-SVPM2002S-020419	1902084-04A	Tetrahydrofuran	TO-15	20190204	2.2	UG M3	U	1.7	2.2
BPS1-SVPM2002S-020419	1902084-04A	Chloroform	TO-15	20190204	3.6	UG M3	U	2.9	3.6
BPS1-SVPM2002S-020419	1902084-04A	1,1,1-Trichloroethane	TO-15	20190204	4	UG M3	U	3.2	4
BPS1-SVPM2002S-020419	1902084-04A	Cyclohexane	TO-15	20190204	2.5	UG M3	U	2	2.5
BPS1-SVPM2002S-020419	1902084-04A	Carbon Tetrachloride	TO-15	20190204	4.6	UG M3	U	3.7	4.6
BPS1-SVPM2002S-020419	1902084-04A	2,2,4-Trimethylpentane	TO-15	20190204	3.4	UG M3	U	2.7	3.4
BPS1-SVPM2002S-020419	1902084-04A	Benzene	TO-15	20190204	2.3	UG M3	U	1.9	2.3
BPS1-SVPM2002S-020419	1902084-04A	1,2-Dichloroethane	TO-15	20190204	3	UG M3	U	2.4	3
BPS1-SVPM2002S-020419	1902084-04A	Heptane	TO-15	20190204	3	UG M3	U	2.4	3
BPS1-SVPM2002S-020419	1902084-04A	Trichloroethene	TO-15	20190204	4	UG M3	U	3.2	4
BPS1-SVPM2002S-020419	1902084-04A	1,2-Dichloropropane	TO-15	20190204	3.4	UG M3	U	2.7	3.4
BPS1-SVPM2002S-020419	1902084-04A	1,4-Dioxane	TO-15	20190204	10	UG M3	U	5.3	10
BPS1-SVPM2002S-020419	1902084-04A	Bromodichloromethane	TO-15	20190204	4.9	UG M3	U	3.9	4.9
BPS1-SVPM2002S-020419	1902084-04A	cis-1,3-Dichloropropene	TO-15	20190204	3.3	UG M3	U	2.7	3.3
BPS1-SVPM2002S-020419	1902084-04A	4-Methyl-2-pentanone	TO-15	20190204	3	UG M3	U	2.4	3
BPS1-SVPM2002S-020419	1902084-04A	Toluene	TO-15	20190204	2.8	UG M3	U	2.2	2.8

Sample Name	Lab ID	Analytical Name	Analytical Method	Sample Date	Result	Unit	Qualifier	LOD	LOQ
BPS1-SVPM2002S-020419	1902084-04A	trans-1,3-Dichloropropene	TO-15	20190204	3.3	UG M3	U	2.7	3.3
BPS1-SVPM2002S-020419	1902084-04A	1,1,2-Trichloroethane	TO-15	20190204	4	UG M3	U	3.2	4
BPS1-SVPM2002S-020419	1902084-04A	Tetrachloroethene	TO-15	20190204	5	UG M3	U	4	5
BPS1-SVPM2002S-020419	1902084-04A	2-Hexanone	TO-15	20190204	12	UG M3	U	6	12
BPS1-SVPM2002S-020419	1902084-04A	Dibromochloromethane	TO-15	20190204	6.3	UG M3	U	5	6.3
BPS1-SVPM2002S-020419	1902084-04A	1,2-Dibromoethane (EDB)	TO-15	20190204	5.6	UG M3	U	4.5	5.6
BPS1-SVPM2002S-020419	1902084-04A	Chlorobenzene	TO-15	20190204	3.4	UG M3	U	2.7	3.4
BPS1-SVPM2002S-020419	1902084-04A	Ethyl Benzene	TO-15	20190204	3.2	UG M3	U	2.6	3.2
BPS1-SVPM2002S-020419	1902084-04A	m,p-Xylene	TO-15	20190204	3.2	UG M3	U	2.6	3.2
BPS1-SVPM2002S-020419	1902084-04A	o-Xylene	TO-15	20190204	3.2	UG M3	U	2.6	3.2
BPS1-SVPM2002S-020419	1902084-04A	Styrene	TO-15	20190204	3.1	UG M3	U	2.5	3.1
BPS1-SVPM2002S-020419	1902084-04A	Bromoform	TO-15	20190204	7.6	UG M3	U	6.1	7.6
BPS1-SVPM2002S-020419	1902084-04A	Cumene	TO-15	20190204	3.6	UG M3	U	2.9	3.6
BPS1-SVPM2002S-020419	1902084-04A	1,1,2,2-Tetrachloroethane	TO-15	20190204	5	UG M3	U	4	5
BPS1-SVPM2002S-020419	1902084-04A	Propylbenzene	TO-15	20190204	3.6	UG M3	U	2.9	3.6
BPS1-SVPM2002S-020419	1902084-04A	4-Ethyltoluene	TO-15	20190204	3.6	UG M3	U	2.9	3.6
BPS1-SVPM2002S-020419	1902084-04A	1,3,5-Trimethylbenzene	TO-15	20190204	3.6	UG M3	U	2.9	3.6
BPS1-SVPM2002S-020419	1902084-04A	1,2,4-Trimethylbenzene	TO-15	20190204	3.6	UG M3	U	2.9	3.6
BPS1-SVPM2002S-020419	1902084-04A	1,3-Dichlorobenzene	TO-15	20190204	4.4	UG M3	U	3.5	4.4
BPS1-SVPM2002S-020419	1902084-04A	1,4-Dichlorobenzene	TO-15	20190204	4.4	UG M3	U	3.5	4.4
BPS1-SVPM2002S-020419	1902084-04A	alpha-Chlorotoluene	TO-15	20190204	3.8	UG M3	U	3	3.8
BPS1-SVPM2002S-020419	1902084-04A	1,2-Dichlorobenzene	TO-15	20190204	4.4	UG M3	U	3.5	4.4
BPS1-SVPM2002S-020419	1902084-04A	1,2,4-Trichlorobenzene	TO-15	20190204	22	UG M3	U	11	22
BPS1-SVPM2002S-020419	1902084-04A	Hexachlorobutadiene	TO-15	20190204	31	UG M3	U	16	31
BPS1-SVPM2002I-020419	1902084-05A	Freon 12	TO-15	20190204	3.6	UG M3	U	2.9	3.6
BPS1-SVPM2002I-020419	1902084-05A	Freon 114	TO-15	20190204	5.1	UG M3	U	4.1	5.1
BPS1-SVPM2002I-020419	1902084-05A	Chloromethane	TO-15	20190204	15	UG M3	U	3	15
BPS1-SVPM2002I-020419	1902084-05A	Vinyl Chloride	TO-15	20190204	1.9	UG M3	U	1.5	1.9
BPS1-SVPM2002I-020419	1902084-05A	1,3-Butadiene	TO-15	20190204	1.6	UG M3	U	1.3	1.6
BPS1-SVPM2002I-020419	1902084-05A	Bromomethane	TO-15	20190204	28	UG M3	U	5.7	28
BPS1-SVPM2002I-020419	1902084-05A	Chloroethane	TO-15	20190204	7.7	UG M3	U	3.8	7.7
BPS1-SVPM2002I-020419	1902084-05A	Freon 11	TO-15	20190204	4.1	UG M3	U	3.3	4.1

NWIRP BETHPAGE, BETHPAGE, NY

SITE 1

DATA SUMMARY TABLE

AIR

SDGs: 1902084/1902107

Sample Name	Lab ID	Analytical Name	Analytical Method	Sample Date	Result	Unit	Qualifier	LOD	LOQ
BPS1-SVPM2002I-020419	1902084-05A	Ethanol	TO-15	20190204	240	UG M3		2.8	5.5
BPS1-SVPM2002I-020419	1902084-05A	Freon 113	TO-15	20190204	5.6	UG M3	U	4.5	5.6
BPS1-SVPM2002I-020419	1902084-05A	1,1-Dichloroethene	TO-15	20190204	2.9	UG M3	U	2.3	2.9
BPS1-SVPM2002I-020419	1902084-05A	Acetone	TO-15	20190204	17	UG M3	U	3.5	17
BPS1-SVPM2002I-020419	1902084-05A	2-Propanol	TO-15	20190204	4	UG M3	J	3.6	7.2
BPS1-SVPM2002I-020419	1902084-05A	Carbon Disulfide	TO-15	20190204	9.1	UG M3	U	5.2	9.1
BPS1-SVPM2002I-020419	1902084-05A	3-Chloropropene	TO-15	20190204	9.1	UG M3	U	4.6	9.1
BPS1-SVPM2002I-020419	1902084-05A	Methylene Chloride	TO-15	20190204	2.6	UG M3	J	5.1	25
BPS1-SVPM2002I-020419	1902084-05A	Methyl tert-butyl ether	TO-15	20190204	10	UG M3	U	5.3	10
BPS1-SVPM2002I-020419	1902084-05A	trans-1,2-Dichloroethene	TO-15	20190204	2.9	UG M3	U	2.3	2.9
BPS1-SVPM2002I-020419	1902084-05A	Hexane	TO-15	20190204	2.6	UG M3	U	2	2.6
BPS1-SVPM2002I-020419	1902084-05A	1,1-Dichloroethane	TO-15	20190204	3	UG M3	U	2.4	3
BPS1-SVPM2002I-020419	1902084-05A	2-Butanone (Methyl Ethyl Ketone)	TO-15	20190204	8.6	UG M3	U	4.3	8.6
BPS1-SVPM2002I-020419	1902084-05A	cis-1,2-Dichloroethene	TO-15	20190204	2.9	UG M3	U	2.3	2.9
BPS1-SVPM2002I-020419	1902084-05A	Tetrahydrofuran	TO-15	20190204	2.2	UG M3	U	1.7	2.2
BPS1-SVPM2002I-020419	1902084-05A	Chloroform	TO-15	20190204	3.6	UG M3	U	2.8	3.6
BPS1-SVPM2002I-020419	1902084-05A	1,1,1-Trichloroethane	TO-15	20190204	4	UG M3	U	3.2	4
BPS1-SVPM2002I-020419	1902084-05A	Cyclohexane	TO-15	20190204	2.5	UG M3	U	2	2.5
BPS1-SVPM2002I-020419	1902084-05A	Carbon Tetrachloride	TO-15	20190204	4.6	UG M3	U	3.7	4.6
BPS1-SVPM2002I-020419	1902084-05A	2,2,4-Trimethylpentane	TO-15	20190204	3.4	UG M3	U	2.7	3.4
BPS1-SVPM2002I-020419	1902084-05A	Benzene	TO-15	20190204	2.3	UG M3	U	1.9	2.3
BPS1-SVPM2002I-020419	1902084-05A	1,2-Dichloroethane	TO-15	20190204	3	UG M3	U	2.4	3
BPS1-SVPM2002I-020419	1902084-05A	Heptane	TO-15	20190204	3	UG M3	U	2.4	3
BPS1-SVPM2002I-020419	1902084-05A	Trichloroethene	TO-15	20190204	4.1	UG M3		3.1	3.9
BPS1-SVPM2002I-020419	1902084-05A	1,2-Dichloropropane	TO-15	20190204	3.4	UG M3	U	2.7	3.4
BPS1-SVPM2002I-020419	1902084-05A	1,4-Dioxane	TO-15	20190204	10	UG M3	U	5.3	10
BPS1-SVPM2002I-020419	1902084-05A	Bromodichloromethane	TO-15	20190204	4.9	UG M3	U	3.9	4.9
BPS1-SVPM2002I-020419	1902084-05A	cis-1,3-Dichloropropene	TO-15	20190204	3.3	UG M3	U	2.6	3.3
BPS1-SVPM2002I-020419	1902084-05A	4-Methyl-2-pentanone	TO-15	20190204	3	UG M3	U	2.4	3
BPS1-SVPM2002I-020419	1902084-05A	Toluene	TO-15	20190204	13	UG M3		2.2	2.8
BPS1-SVPM2002I-020419	1902084-05A	trans-1,3-Dichloropropene	TO-15	20190204	3.3	UG M3	U	2.6	3.3
BPS1-SVPM2002I-020419	1902084-05A	1,1,2-Trichloroethane	TO-15	20190204	4	UG M3	U	3.2	4

Sample Name	Lab ID	Analytical Name	Analytical Method	Sample Date	Result	Unit	Qualifier	LOD	LOQ
BPS1-SVPM2002I-020419	1902084-05A	Tetrachloroethene	TO-15	20190204	5	UG M3	U	4	5
BPS1-SVPM2002I-020419	1902084-05A	2-Hexanone	TO-15	20190204	12	UG M3	U	6	12
BPS1-SVPM2002I-020419	1902084-05A	Dibromochloromethane	TO-15	20190204	6.2	UG M3	U	5	6.2
BPS1-SVPM2002I-020419	1902084-05A	1,2-Dibromoethane (EDB)	TO-15	20190204	5.6	UG M3	U	4.5	5.6
BPS1-SVPM2002I-020419	1902084-05A	Chlorobenzene	TO-15	20190204	3.4	UG M3	U	2.7	3.4
BPS1-SVPM2002I-020419	1902084-05A	Ethyl Benzene	TO-15	20190204	0.7	UG M3	J	2.5	3.2
BPS1-SVPM2002I-020419	1902084-05A	m,p-Xylene	TO-15	20190204	3.2	UG M3	U	2.5	3.2
BPS1-SVPM2002I-020419	1902084-05A	o-Xylene	TO-15	20190204	3.2	UG M3	U	2.5	3.2
BPS1-SVPM2002I-020419	1902084-05A	Styrene	TO-15	20190204	3.1	UG M3	U	2.5	3.1
BPS1-SVPM2002I-020419	1902084-05A	Bromoform	TO-15	20190204	7.5	UG M3	U	6	7.5
BPS1-SVPM2002I-020419	1902084-05A	Cumene	TO-15	20190204	3.6	UG M3	U	2.9	3.6
BPS1-SVPM2002I-020419	1902084-05A	1,1,2,2-Tetrachloroethane	TO-15	20190204	5	UG M3	U	4	5
BPS1-SVPM2002I-020419	1902084-05A	Propylbenzene	TO-15	20190204	3.6	UG M3	U	2.9	3.6
BPS1-SVPM2002I-020419	1902084-05A	4-Ethyltoluene	TO-15	20190204	3.6	UG M3	U	2.9	3.6
BPS1-SVPM2002I-020419	1902084-05A	1,3,5-Trimethylbenzene	TO-15	20190204	3.6	UG M3	U	2.9	3.6
BPS1-SVPM2002I-020419	1902084-05A	1,2,4-Trimethylbenzene	TO-15	20190204	3.6	UG M3	U	2.9	3.6
BPS1-SVPM2002I-020419	1902084-05A	1,3-Dichlorobenzene	TO-15	20190204	4.4	UG M3	U	3.5	4.4
BPS1-SVPM2002I-020419	1902084-05A	1,4-Dichlorobenzene	TO-15	20190204	4.4	UG M3	U	3.5	4.4
BPS1-SVPM2002I-020419	1902084-05A	alpha-Chlorotoluene	TO-15	20190204	3.8	UG M3	U	3	3.8
BPS1-SVPM2002I-020419	1902084-05A	1,2-Dichlorobenzene	TO-15	20190204	4.4	UG M3	U	3.5	4.4
BPS1-SVPM2002I-020419	1902084-05A	1,2,4-Trichlorobenzene	TO-15	20190204	22	UG M3	U	11	22
BPS1-SVPM2002I-020419	1902084-05A	Hexachlorobutadiene	TO-15	20190204	31	UG M3	U	16	31
BPS1-SVPM2002D-020419	1902084-06A	Freon 12	TO-15	20190204	3.7	UG M3	U	3	3.7
BPS1-SVPM2002D-020419	1902084-06A	Freon 114	TO-15	20190204	5.3	UG M3	U	4.2	5.3
BPS1-SVPM2002D-020419	1902084-06A	Chloromethane	TO-15	20190204	16	UG M3	U	3.1	16
BPS1-SVPM2002D-020419	1902084-06A	Vinyl Chloride	TO-15	20190204	1.9	UG M3	U	1.5	1.9
BPS1-SVPM2002D-020419	1902084-06A	1,3-Butadiene	TO-15	20190204	1.7	UG M3	U	1.3	1.7
BPS1-SVPM2002D-020419	1902084-06A	Bromomethane	TO-15	20190204	29	UG M3	U	5.9	29
BPS1-SVPM2002D-020419	1902084-06A	Chloroethane	TO-15	20190204	8	UG M3	U	4	8
BPS1-SVPM2002D-020419	1902084-06A	Freon 11	TO-15	20190204	4.2	UG M3	U	3.4	4.2
BPS1-SVPM2002D-020419	1902084-06A	Ethanol	TO-15	20190204	110	UG M3		2.8	5.7
BPS1-SVPM2002D-020419	1902084-06A	Freon 113	TO-15	20190204	5.8	UG M3	U	4.6	5.8

Sample Name	Lab ID	Analytical Name	Analytical Method	Sample Date	Result	Unit	Qualifier	LOD	LOQ
BPS1-SVPM2002D-020419	1902084-06A	1,1-Dichloroethene	TO-15	20190204	3	UG M3	U	2.4	3
BPS1-SVPM2002D-020419	1902084-06A	Acetone	TO-15	20190204	18	UG M3	U	3.6	18
BPS1-SVPM2002D-020419	1902084-06A	2-Propanol	TO-15	20190204	2.8	UG M3	J	3.7	7.4
BPS1-SVPM2002D-020419	1902084-06A	Carbon Disulfide	TO-15	20190204	9.4	UG M3	U	5.4	9.4
BPS1-SVPM2002D-020419	1902084-06A	3-Chloropropene	TO-15	20190204	9.4	UG M3	U	4.7	9.4
BPS1-SVPM2002D-020419	1902084-06A	Methylene Chloride	TO-15	20190204	26	UG M3	U	5.2	26
BPS1-SVPM2002D-020419	1902084-06A	Methyl tert-butyl ether	TO-15	20190204	11	UG M3	U	5.4	11
BPS1-SVPM2002D-020419	1902084-06A	trans-1,2-Dichloroethene	TO-15	20190204	3	UG M3	U	2.4	3
BPS1-SVPM2002D-020419	1902084-06A	Hexane	TO-15	20190204	2.7	UG M3	U	2.1	2.7
BPS1-SVPM2002D-020419	1902084-06A	1,1-Dichloroethane	TO-15	20190204	3	UG M3	U	2.4	3
BPS1-SVPM2002D-020419	1902084-06A	2-Butanone (Methyl Ethyl Ketone)	TO-15	20190204	8.9	UG M3	U	4.4	8.9
BPS1-SVPM2002D-020419	1902084-06A	cis-1,2-Dichloroethene	TO-15	20190204	3	UG M3	U	2.4	3
BPS1-SVPM2002D-020419	1902084-06A	Tetrahydrofuran	TO-15	20190204	2.2	UG M3	U	1.8	2.2
BPS1-SVPM2002D-020419	1902084-06A	Chloroform	TO-15	20190204	2.8	UG M3	J	2.9	3.7
BPS1-SVPM2002D-020419	1902084-06A	1,1,1-Trichloroethane	TO-15	20190204	4.1	UG M3	U	3.3	4.1
BPS1-SVPM2002D-020419	1902084-06A	Cyclohexane	TO-15	20190204	2.6	UG M3	U	2.1	2.6
BPS1-SVPM2002D-020419	1902084-06A	Carbon Tetrachloride	TO-15	20190204	4.8	UG M3	U	3.8	4.8
BPS1-SVPM2002D-020419	1902084-06A	2,2,4-Trimethylpentane	TO-15	20190204	3.5	UG M3	U	2.8	3.5
BPS1-SVPM2002D-020419	1902084-06A	Benzene	TO-15	20190204	2.4	UG M3	U	1.9	2.4
BPS1-SVPM2002D-020419	1902084-06A	1,2-Dichloroethane	TO-15	20190204	3	UG M3	U	2.4	3
BPS1-SVPM2002D-020419	1902084-06A	Heptane	TO-15	20190204	3.1	UG M3	U	2.5	3.1
BPS1-SVPM2002D-020419	1902084-06A	Trichloroethene	TO-15	20190204	51	UG M3		3.2	4
BPS1-SVPM2002D-020419	1902084-06A	1,2-Dichloropropane	TO-15	20190204	3.5	UG M3	U	2.8	3.5
BPS1-SVPM2002D-020419	1902084-06A	1,4-Dioxane	TO-15	20190204	11	UG M3	U	5.4	11
BPS1-SVPM2002D-020419	1902084-06A	Bromodichloromethane	TO-15	20190204	5	UG M3	U	4	5
BPS1-SVPM2002D-020419	1902084-06A	cis-1,3-Dichloropropene	TO-15	20190204	3.4	UG M3	U	2.7	3.4
BPS1-SVPM2002D-020419	1902084-06A	4-Methyl-2-pentanone	TO-15	20190204	3.1	UG M3	U	2.5	3.1
BPS1-SVPM2002D-020419	1902084-06A	Toluene	TO-15	20190204	2.8	UG M3	U	2.3	2.8
BPS1-SVPM2002D-020419	1902084-06A	trans-1,3-Dichloropropene	TO-15	20190204	3.4	UG M3	U	2.7	3.4
BPS1-SVPM2002D-020419	1902084-06A	1,1,2-Trichloroethane	TO-15	20190204	4.1	UG M3	U	3.3	4.1
BPS1-SVPM2002D-020419	1902084-06A	Tetrachloroethene	TO-15	20190204	1.3	UG M3	J	4.1	5.1
BPS1-SVPM2002D-020419	1902084-06A	2-Hexanone	TO-15	20190204	12	UG M3	U	6.2	12



NWIRP BETHPAGE, BETHPAGE, NY

SITE 1

DATA SUMMARY TABLE

AIR

SDGs: 1902084/1902107

Sample Name	Lab ID	Analytical Name	Analytical Method	Sample Date	Result	Unit	Qualifier	LOD	LOQ
BPS1-SVPM2002D-020419	1902084-06A	Dibromochloromethane	TO-15	20190204	6.4	UG M3	U	5.1	6.4
BPS1-SVPM2002D-020419	1902084-06A	1,2-Dibromoethane (EDB)	TO-15	20190204	5.8	UG M3	U	4.6	5.8
BPS1-SVPM2002D-020419	1902084-06A	Chlorobenzene	TO-15	20190204	3.5	UG M3	U	2.8	3.5
BPS1-SVPM2002D-020419	1902084-06A	Ethyl Benzene	TO-15	20190204	3.3	UG M3	U	2.6	3.3
BPS1-SVPM2002D-020419	1902084-06A	m,p-Xylene	TO-15	20190204	3.3	UG M3	U	2.6	3.3
BPS1-SVPM2002D-020419	1902084-06A	o-Xylene	TO-15	20190204	3.3	UG M3	U	2.6	3.3
BPS1-SVPM2002D-020419	1902084-06A	Styrene	TO-15	20190204	3.2	UG M3	U	2.6	3.2
BPS1-SVPM2002D-020419	1902084-06A	Bromoform	TO-15	20190204	7.8	UG M3	U	6.2	7.8
BPS1-SVPM2002D-020419	1902084-06A	Cumene	TO-15	20190204	3.7	UG M3	U	3	3.7
BPS1-SVPM2002D-020419	1902084-06A	1,1,2,2-Tetrachloroethane	TO-15	20190204	5.2	UG M3	U	4.1	5.2
BPS1-SVPM2002D-020419	1902084-06A	Propylbenzene	TO-15	20190204	3.7	UG M3	U	3	3.7
BPS1-SVPM2002D-020419	1902084-06A	4-Ethyltoluene	TO-15	20190204	3.7	UG M3	U	3	3.7
BPS1-SVPM2002D-020419	1902084-06A	1,3,5-Trimethylbenzene	TO-15	20190204	3.7	UG M3	U	3	3.7
BPS1-SVPM2002D-020419	1902084-06A	1,2,4-Trimethylbenzene	TO-15	20190204	3.7	UG M3	U	3	3.7
BPS1-SVPM2002D-020419	1902084-06A	1,3-Dichlorobenzene	TO-15	20190204	4.5	UG M3	U	3.6	4.5
BPS1-SVPM2002D-020419	1902084-06A	1,4-Dichlorobenzene	TO-15	20190204	4.5	UG M3	U	3.6	4.5
BPS1-SVPM2002D-020419	1902084-06A	alpha-Chlorotoluene	TO-15	20190204	3.9	UG M3	U	3.1	3.9
BPS1-SVPM2002D-020419	1902084-06A	1,2-Dichlorobenzene	TO-15	20190204	4.5	UG M3	U	3.6	4.5
BPS1-SVPM2002D-020419	1902084-06A	1,2,4-Trichlorobenzene	TO-15	20190204	22	UG M3	U	11	22
BPS1-SVPM2002D-020419	1902084-06A	Hexachlorobutadiene	TO-15	20190204	32	UG M3	U	16	32
BPS1-SVPM2003S-020419	1902084-07A	Freon 12	TO-15	20190204	3.6	UG M3	U	2.8	3.6
BPS1-SVPM2003S-020419	1902084-07A	Freon 114	TO-15	20190204	5	UG M3	U	4	5
BPS1-SVPM2003S-020419	1902084-07A	Chloromethane	TO-15	20190204	15	UG M3	U	3	15
BPS1-SVPM2003S-020419	1902084-07A	Vinyl Chloride	TO-15	20190204	1.8	UG M3	U	1.5	1.8
BPS1-SVPM2003S-020419	1902084-07A	1,3-Butadiene	TO-15	20190204	1.6	UG M3	U	1.3	1.6
BPS1-SVPM2003S-020419	1902084-07A	Bromomethane	TO-15	20190204	28	UG M3	U	5.6	28
BPS1-SVPM2003S-020419	1902084-07A	Chloroethane	TO-15	20190204	7.6	UG M3	U	3.8	7.6
BPS1-SVPM2003S-020419	1902084-07A	Freon 11	TO-15	20190204	4	UG M3	U	3.2	4
BPS1-SVPM2003S-020419	1902084-07A	Ethanol	TO-15	20190204	25	UG M3		2.7	5.4
BPS1-SVPM2003S-020419	1902084-07A	Freon 113	TO-15	20190204	5.5	UG M3	U	4.4	5.5
BPS1-SVPM2003S-020419	1902084-07A	1,1-Dichloroethene	TO-15	20190204	2.8	UG M3	U	2.3	2.8
BPS1-SVPM2003S-020419	1902084-07A	Acetone	TO-15	20190204	17	UG M3	U	3.4	17

Sample Name	Lab ID	Analytical Name	Analytical Method	Sample Date	Result	Unit	Qualifier	LOD	LOQ
BPS1-SVPM2003S-020419	1902084-07A	2-Propanol	TO-15	20190204	1.9	UG M3	J	3.5	7.1
BPS1-SVPM2003S-020419	1902084-07A	Carbon Disulfide	TO-15	20190204	9	UG M3	U	5.1	9
BPS1-SVPM2003S-020419	1902084-07A	3-Chloropropene	TO-15	20190204	9	UG M3	U	4.5	9
BPS1-SVPM2003S-020419	1902084-07A	Methylene Chloride	TO-15	20190204	25	UG M3	U	5	25
BPS1-SVPM2003S-020419	1902084-07A	Methyl tert-butyl ether	TO-15	20190204	10	UG M3	U	5.2	10
BPS1-SVPM2003S-020419	1902084-07A	trans-1,2-Dichloroethene	TO-15	20190204	2.8	UG M3	U	2.3	2.8
BPS1-SVPM2003S-020419	1902084-07A	Hexane	TO-15	20190204	2.5	UG M3	U	2	2.5
BPS1-SVPM2003S-020419	1902084-07A	1,1-Dichloroethane	TO-15	20190204	2.9	UG M3	U	2.3	2.9
BPS1-SVPM2003S-020419	1902084-07A	2-Butanone (Methyl Ethyl Ketone)	TO-15	20190204	8.5	UG M3	U	4.2	8.5
BPS1-SVPM2003S-020419	1902084-07A	cis-1,2-Dichloroethene	TO-15	20190204	2.8	UG M3	U	2.3	2.8
BPS1-SVPM2003S-020419	1902084-07A	Tetrahydrofuran	TO-15	20190204	2.1	UG M3	U	1.7	2.1
BPS1-SVPM2003S-020419	1902084-07A	Chloroform	TO-15	20190204	150	UG M3		2.8	3.5
BPS1-SVPM2003S-020419	1902084-07A	1,1,1-Trichloroethane	TO-15	20190204	3.9	UG M3	U	3.1	3.9
BPS1-SVPM2003S-020419	1902084-07A	Cyclohexane	TO-15	20190204	2.5	UG M3	U	2	2.5
BPS1-SVPM2003S-020419	1902084-07A	Carbon Tetrachloride	TO-15	20190204	4.5	UG M3	U	3.6	4.5
BPS1-SVPM2003S-020419	1902084-07A	2,2,4-Trimethylpentane	TO-15	20190204	3.4	UG M3	U	2.7	3.4
BPS1-SVPM2003S-020419	1902084-07A	Benzene	TO-15	20190204	2.3	UG M3	U	1.8	2.3
BPS1-SVPM2003S-020419	1902084-07A	1,2-Dichloroethane	TO-15	20190204	2.9	UG M3	U	2.3	2.9
BPS1-SVPM2003S-020419	1902084-07A	Heptane	TO-15	20190204	3	UG M3	U	2.4	3
BPS1-SVPM2003S-020419	1902084-07A	Trichloroethene	TO-15	20190204	3.9	UG M3	U	3.1	3.9
BPS1-SVPM2003S-020419	1902084-07A	1,2-Dichloropropane	TO-15	20190204	3.3	UG M3	U	2.7	3.3
BPS1-SVPM2003S-020419	1902084-07A	1,4-Dioxane	TO-15	20190204	10	UG M3	U	5.2	10
BPS1-SVPM2003S-020419	1902084-07A	Bromodichloromethane	TO-15	20190204	2.3	UG M3	J	3.8	4.8
BPS1-SVPM2003S-020419	1902084-07A	cis-1,3-Dichloropropene	TO-15	20190204	3.3	UG M3	U	2.6	3.3
BPS1-SVPM2003S-020419	1902084-07A	4-Methyl-2-pentanone	TO-15	20190204	2.9	UG M3	U	2.4	2.9
BPS1-SVPM2003S-020419	1902084-07A	Toluene	TO-15	20190204	2.7	UG M3	U	2.2	2.7
BPS1-SVPM2003S-020419	1902084-07A	trans-1,3-Dichloropropene	TO-15	20190204	3.3	UG M3	U	2.6	3.3
BPS1-SVPM2003S-020419	1902084-07A	1,1,2-Trichloroethane	TO-15	20190204	3.9	UG M3	U	3.1	3.9
BPS1-SVPM2003S-020419	1902084-07A	Tetrachloroethene	TO-15	20190204	4.9	UG M3	U	3.9	4.9
BPS1-SVPM2003S-020419	1902084-07A	2-Hexanone	TO-15	20190204	12	UG M3	U	5.9	12
BPS1-SVPM2003S-020419	1902084-07A	Dibromochloromethane	TO-15	20190204	6.1	UG M3	U	4.9	6.1
BPS1-SVPM2003S-020419	1902084-07A	1,2-Dibromoethane (EDB)	TO-15	20190204	5.5	UG M3	U	4.4	5.5

Sample Name	Lab ID	Analytical Name	Analytical Method	Sample Date	Result	Unit	Qualifier	LOD	LOQ
BPS1-SVPM2003S-020419	1902084-07A	Chlorobenzene	TO-15	20190204	0.39	UG M3	J	2.6	3.3
BPS1-SVPM2003S-020419	1902084-07A	Ethyl Benzene	TO-15	20190204	3.1	UG M3	U	2.5	3.1
BPS1-SVPM2003S-020419	1902084-07A	m,p-Xylene	TO-15	20190204	3.1	UG M3	U	2.5	3.1
BPS1-SVPM2003S-020419	1902084-07A	o-Xylene	TO-15	20190204	3.1	UG M3	U	2.5	3.1
BPS1-SVPM2003S-020419	1902084-07A	Styrene	TO-15	20190204	3.1	UG M3	U	2.4	3.1
BPS1-SVPM2003S-020419	1902084-07A	Bromoform	TO-15	20190204	7.4	UG M3	U	6	7.4
BPS1-SVPM2003S-020419	1902084-07A	Cumene	TO-15	20190204	3.5	UG M3	U	2.8	3.5
BPS1-SVPM2003S-020419	1902084-07A	1,1,2,2-Tetrachloroethane	TO-15	20190204	4.9	UG M3	U	4	4.9
BPS1-SVPM2003S-020419	1902084-07A	Propylbenzene	TO-15	20190204	3.5	UG M3	U	2.8	3.5
BPS1-SVPM2003S-020419	1902084-07A	4-Ethyltoluene	TO-15	20190204	3.5	UG M3	U	2.8	3.5
BPS1-SVPM2003S-020419	1902084-07A	1,3,5-Trimethylbenzene	TO-15	20190204	3.5	UG M3	U	2.8	3.5
BPS1-SVPM2003S-020419	1902084-07A	1,2,4-Trimethylbenzene	TO-15	20190204	3.5	UG M3	U	2.8	3.5
BPS1-SVPM2003S-020419	1902084-07A	1,3-Dichlorobenzene	TO-15	20190204	4.3	UG M3	U	3.5	4.3
BPS1-SVPM2003S-020419	1902084-07A	1,4-Dichlorobenzene	TO-15	20190204	4.3	UG M3	U	3.5	4.3
BPS1-SVPM2003S-020419	1902084-07A	alpha-Chlorotoluene	TO-15	20190204	3.7	UG M3	U	3	3.7
BPS1-SVPM2003S-020419	1902084-07A	1,2-Dichlorobenzene	TO-15	20190204	4.3	UG M3	U	3.5	4.3
BPS1-SVPM2003S-020419	1902084-07A	1,2,4-Trichlorobenzene	TO-15	20190204	21	UG M3	U	11	21
BPS1-SVPM2003S-020419	1902084-07A	Hexachlorobutadiene	TO-15	20190204	31	UG M3	U	15	31
BPS1-SVPM2003I-020419	1902084-08A	Freon 12	TO-15	20190204	3.5	UG M3	U	2.8	3.5
BPS1-SVPM2003I-020419	1902084-08A	Freon 114	TO-15	20190204	5	UG M3	U	4	5
BPS1-SVPM2003I-020419	1902084-08A	Chloromethane	TO-15	20190204	15	UG M3	U	2.9	15
BPS1-SVPM2003I-020419	1902084-08A	Vinyl Chloride	TO-15	20190204	1.8	UG M3	U	1.4	1.8
BPS1-SVPM2003I-020419	1902084-08A	1,3-Butadiene	TO-15	20190204	1.6	UG M3	U	1.2	1.6
BPS1-SVPM2003I-020419	1902084-08A	Bromomethane	TO-15	20190204	28	UG M3	U	5.5	28
BPS1-SVPM2003I-020419	1902084-08A	Chloroethane	TO-15	20190204	7.5	UG M3	U	3.7	7.5
BPS1-SVPM2003I-020419	1902084-08A	Freon 11	TO-15	20190204	4	UG M3	U	3.2	4
BPS1-SVPM2003I-020419	1902084-08A	Ethanol	TO-15	20190204	75	UG M3		2.7	5.4
BPS1-SVPM2003I-020419	1902084-08A	Freon 113	TO-15	20190204	5.4	UG M3	U	4.4	5.4
BPS1-SVPM2003I-020419	1902084-08A	1,1-Dichloroethene	TO-15	20190204	2.8	UG M3	U	2.2	2.8
BPS1-SVPM2003I-020419	1902084-08A	Acetone	TO-15	20190204	17	UG M3	U	3.4	17
BPS1-SVPM2003I-020419	1902084-08A	2-Propanol	TO-15	20190204	0.98	UG M3	J	3.5	7
BPS1-SVPM2003I-020419	1902084-08A	Carbon Disulfide	TO-15	20190204	8.8	UG M3	U	5	8.8

DATA SUMMARY TABLE

AIR

SDGs: 1902084/1902107

Sample Name	Lab ID	Analytical Name	Analytical Method	Sample Date	Result	Unit	Qualifier	LOD	LOQ
BPS1-SVPM2003I-020419	1902084-08A	3-Chloropropene	TO-15	20190204	8.9	UG M3	U	4.4	8.9
BPS1-SVPM2003I-020419	1902084-08A	Methylene Chloride	TO-15	20190204	25	UG M3	U	4.9	25
BPS1-SVPM2003I-020419	1902084-08A	Methyl tert-butyl ether	TO-15	20190204	10	UG M3	U	5.1	10
BPS1-SVPM2003I-020419	1902084-08A	trans-1,2-Dichloroethene	TO-15	20190204	2.8	UG M3	U	2.2	2.8
BPS1-SVPM2003I-020419	1902084-08A	Hexane	TO-15	20190204	2.5	UG M3	U	2	2.5
BPS1-SVPM2003I-020419	1902084-08A	1,1-Dichloroethane	TO-15	20190204	2.9	UG M3	U	2.3	2.9
BPS1-SVPM2003I-020419	1902084-08A	2-Butanone (Methyl Ethyl Ketone)	TO-15	20190204	8.4	UG M3	U	4.2	8.4
BPS1-SVPM2003I-020419	1902084-08A	cis-1,2-Dichloroethene	TO-15	20190204	2.8	UG M3	U	2.2	2.8
BPS1-SVPM2003I-020419	1902084-08A	Tetrahydrofuran	TO-15	20190204	2.1	UG M3	U	1.7	2.1
BPS1-SVPM2003I-020419	1902084-08A	Chloroform	TO-15	20190204	140	UG M3		2.8	3.5
BPS1-SVPM2003I-020419	1902084-08A	1,1,1-Trichloroethane	TO-15	20190204	3.9	UG M3	U	3.1	3.9
BPS1-SVPM2003I-020419	1902084-08A	Cyclohexane	TO-15	20190204	2.4	UG M3	U	2	2.4
BPS1-SVPM2003I-020419	1902084-08A	Carbon Tetrachloride	TO-15	20190204	4.5	UG M3	U	3.6	4.5
BPS1-SVPM2003I-020419	1902084-08A	2,2,4-Trimethylpentane	TO-15	20190204	3.3	UG M3	U	2.6	3.3
BPS1-SVPM2003I-020419	1902084-08A	Benzene	TO-15	20190204	2.3	UG M3	U	1.8	2.3
BPS1-SVPM2003I-020419	1902084-08A	1,2-Dichloroethane	TO-15	20190204	2.9	UG M3	U	2.3	2.9
BPS1-SVPM2003I-020419	1902084-08A	Heptane	TO-15	20190204	2.9	UG M3	U	2.3	2.9
BPS1-SVPM2003I-020419	1902084-08A	Trichloroethene	TO-15	20190204	3.8	UG M3	U	3	3.8
BPS1-SVPM2003I-020419	1902084-08A	1,2-Dichloropropane	TO-15	20190204	3.3	UG M3	U	2.6	3.3
BPS1-SVPM2003I-020419	1902084-08A	1,4-Dioxane	TO-15	20190204	10	UG M3	U	5.1	10
BPS1-SVPM2003I-020419	1902084-08A	Bromodichloromethane	TO-15	20190204	0.9	UG M3	J	3.8	4.8
BPS1-SVPM2003I-020419	1902084-08A	cis-1,3-Dichloropropene	TO-15	20190204	3.2	UG M3	U	2.6	3.2
BPS1-SVPM2003I-020419	1902084-08A	4-Methyl-2-pentanone	TO-15	20190204	2.9	UG M3	U	2.3	2.9
BPS1-SVPM2003I-020419	1902084-08A	Toluene	TO-15	20190204	2.7	UG M3	U	2.1	2.7
BPS1-SVPM2003I-020419	1902084-08A	trans-1,3-Dichloropropene	TO-15	20190204	3.2	UG M3	U	2.6	3.2
BPS1-SVPM2003I-020419	1902084-08A	1,1,2-Trichloroethane	TO-15	20190204	3.9	UG M3	U	3.1	3.9
BPS1-SVPM2003I-020419	1902084-08A	Tetrachloroethene	TO-15	20190204	1	UG M3	J	3.8	4.8
BPS1-SVPM2003I-020419	1902084-08A	2-Hexanone	TO-15	20190204	12	UG M3	U	5.8	12
BPS1-SVPM2003I-020419	1902084-08A	Dibromochloromethane	TO-15	20190204	6	UG M3	U	4.8	6
BPS1-SVPM2003I-020419	1902084-08A	1,2-Dibromoethane (EDB)	TO-15	20190204	5.4	UG M3	U	4.4	5.4
BPS1-SVPM2003I-020419	1902084-08A	Chlorobenzene	TO-15	20190204	3.3	UG M3	U	2.6	3.3
BPS1-SVPM2003I-020419	1902084-08A	Ethyl Benzene	TO-15	20190204	3.1	UG M3	U	2.5	3.1

Sample Name	Lab ID	Analytical Name	Analytical Method	Sample Date	Result	Unit	Qualifier	LOD	LOQ
BPS1-SVPM2003I-020419	1902084-08A	m,p-Xylene	TO-15	20190204	3.1	UG M3	U	2.5	3.1
BPS1-SVPM2003I-020419	1902084-08A	o-Xylene	TO-15	20190204	3.1	UG M3	U	2.5	3.1
BPS1-SVPM2003I-020419	1902084-08A	Styrene	TO-15	20190204	3	UG M3	U	2.4	3
BPS1-SVPM2003I-020419	1902084-08A	Bromoform	TO-15	20190204	7.3	UG M3	U	5.9	7.3
BPS1-SVPM2003I-020419	1902084-08A	Cumene	TO-15	20190204	3.5	UG M3	U	2.8	3.5
BPS1-SVPM2003I-020419	1902084-08A	1,1,2,2-Tetrachloroethane	TO-15	20190204	4.9	UG M3	U	3.9	4.9
BPS1-SVPM2003I-020419	1902084-08A	Propylbenzene	TO-15	20190204	3.5	UG M3	U	2.8	3.5
BPS1-SVPM2003I-020419	1902084-08A	4-Ethyltoluene	TO-15	20190204	3.5	UG M3	U	2.8	3.5
BPS1-SVPM2003I-020419	1902084-08A	1,3,5-Trimethylbenzene	TO-15	20190204	3.5	UG M3	U	2.8	3.5
BPS1-SVPM2003I-020419	1902084-08A	1,2,4-Trimethylbenzene	TO-15	20190204	3.5	UG M3	U	2.8	3.5
BPS1-SVPM2003I-020419	1902084-08A	1,3-Dichlorobenzene	TO-15	20190204	4.3	UG M3	U	3.4	4.3
BPS1-SVPM2003I-020419	1902084-08A	1,4-Dichlorobenzene	TO-15	20190204	4.3	UG M3	U	3.4	4.3
BPS1-SVPM2003I-020419	1902084-08A	alpha-Chlorotoluene	TO-15	20190204	3.7	UG M3	U	2.9	3.7
BPS1-SVPM2003I-020419	1902084-08A	1,2-Dichlorobenzene	TO-15	20190204	4.3	UG M3	U	3.4	4.3
BPS1-SVPM2003I-020419	1902084-08A	1,2,4-Trichlorobenzene	TO-15	20190204	21	UG M3	U	10	21
BPS1-SVPM2003I-020419	1902084-08A	Hexachlorobutadiene	TO-15	20190204	30	UG M3	U	15	30
BPS1-SVPM2003D-020419	1902084-09A	Freon 12	TO-15	20190204	3.5	UG M3	U	2.8	3.5
BPS1-SVPM2003D-020419	1902084-09A	Freon 114	TO-15	20190204	5	UG M3	U	4	5
BPS1-SVPM2003D-020419	1902084-09A	Chloromethane	TO-15	20190204	15	UG M3	U	3	15
BPS1-SVPM2003D-020419	1902084-09A	Vinyl Chloride	TO-15	20190204	1.8	UG M3	U	1.5	1.8
BPS1-SVPM2003D-020419	1902084-09A	1,3-Butadiene	TO-15	20190204	1.6	UG M3	U	1.3	1.6
BPS1-SVPM2003D-020419	1902084-09A	Bromomethane	TO-15	20190204	28	UG M3	U	5.6	28
BPS1-SVPM2003D-020419	1902084-09A	Chloroethane	TO-15	20190204	7.5	UG M3	U	3.8	7.5
BPS1-SVPM2003D-020419	1902084-09A	Freon 11	TO-15	20190204	4	UG M3	U	3.2	4
BPS1-SVPM2003D-020419	1902084-09A	Ethanol	TO-15	20190204	420	UG M3		2.7	5.4
BPS1-SVPM2003D-020419	1902084-09A	Freon 113	TO-15	20190204	5.5	UG M3	U	4.4	5.5
BPS1-SVPM2003D-020419	1902084-09A	1,1-Dichloroethene	TO-15	20190204	2.8	UG M3	U	2.3	2.8
BPS1-SVPM2003D-020419	1902084-09A	Acetone	TO-15	20190204	17	UG M3	U	3.4	17
BPS1-SVPM2003D-020419	1902084-09A	2-Propanol	TO-15	20190204	5.2	UG M3	J	3.5	7
BPS1-SVPM2003D-020419	1902084-09A	Carbon Disulfide	TO-15	20190204	8.9	UG M3	U	5.1	8.9
BPS1-SVPM2003D-020419	1902084-09A	3-Chloropropene	TO-15	20190204	9	UG M3	U	4.5	9
BPS1-SVPM2003D-020419	1902084-09A	Methylene Chloride	TO-15	20190204	1.4	UG M3	J	5	25

SITE 1

DATA SUMMARY TABLE

AIR

SDGs: 1902084/1902107

Sample Name	Lab ID	Analytical Name	Analytical Method	Sample Date	Result	Unit	Qualifier	LOD	LOQ
BPS1-SVPM2003D-020419	1902084-09A	Methyl tert-butyl ether	TO-15	20190204	10	UG M3	U	5.2	10
BPS1-SVPM2003D-020419	1902084-09A	trans-1,2-Dichloroethene	TO-15	20190204	2.8	UG M3	U	2.3	2.8
BPS1-SVPM2003D-020419	1902084-09A	Hexane	TO-15	20190204	2.5	UG M3	U	2	2.5
BPS1-SVPM2003D-020419	1902084-09A	1,1-Dichloroethane	TO-15	20190204	2.9	UG M3	U	2.3	2.9
BPS1-SVPM2003D-020419	1902084-09A	2-Butanone (Methyl Ethyl Ketone)	TO-15	20190204	8.4	UG M3	U	4.2	8.4
BPS1-SVPM2003D-020419	1902084-09A	cis-1,2-Dichloroethene	TO-15	20190204	2.8	UG M3	U	2.3	2.8
BPS1-SVPM2003D-020419	1902084-09A	Tetrahydrofuran	TO-15	20190204	2.1	UG M3	U	1.7	2.1
BPS1-SVPM2003D-020419	1902084-09A	Chloroform	TO-15	20190204	79	UG M3		2.8	3.5
BPS1-SVPM2003D-020419	1902084-09A	1,1,1-Trichloroethane	TO-15	20190204	3.9	UG M3	U	3.1	3.9
BPS1-SVPM2003D-020419	1902084-09A	Cyclohexane	TO-15	20190204	2.5	UG M3	U	2	2.5
BPS1-SVPM2003D-020419	1902084-09A	Carbon Tetrachloride	TO-15	20190204	4.5	UG M3	U	3.6	4.5
BPS1-SVPM2003D-020419	1902084-09A	2,2,4-Trimethylpentane	TO-15	20190204	3.3	UG M3	U	2.7	3.3
BPS1-SVPM2003D-020419	1902084-09A	Benzene	TO-15	20190204	2.3	UG M3	U	1.8	2.3
BPS1-SVPM2003D-020419	1902084-09A	1,2-Dichloroethane	TO-15	20190204	2.9	UG M3	U	2.3	2.9
BPS1-SVPM2003D-020419	1902084-09A	Heptane	TO-15	20190204	2.9	UG M3	U	2.3	2.9
BPS1-SVPM2003D-020419	1902084-09A	Trichloroethene	TO-15	20190204	3.8	UG M3	U	3.1	3.8
BPS1-SVPM2003D-020419	1902084-09A	1,2-Dichloropropane	TO-15	20190204	3.3	UG M3	U	2.6	3.3
BPS1-SVPM2003D-020419	1902084-09A	1,4-Dioxane	TO-15	20190204	10	UG M3	U	5.2	10
BPS1-SVPM2003D-020419	1902084-09A	Bromodichloromethane	TO-15	20190204	2.6	UG M3	J	3.8	4.8
BPS1-SVPM2003D-020419	1902084-09A	cis-1,3-Dichloropropene	TO-15	20190204	3.2	UG M3	U	2.6	3.2
BPS1-SVPM2003D-020419	1902084-09A	4-Methyl-2-pentanone	TO-15	20190204	2.9	UG M3	U	2.3	2.9
BPS1-SVPM2003D-020419	1902084-09A	Toluene	TO-15	20190204	2.7	UG M3	U	2.2	2.7
BPS1-SVPM2003D-020419	1902084-09A	trans-1,3-Dichloropropene	TO-15	20190204	3.2	UG M3	U	2.6	3.2
BPS1-SVPM2003D-020419	1902084-09A	1,1,2-Trichloroethane	TO-15	20190204	3.9	UG M3	U	3.1	3.9
BPS1-SVPM2003D-020419	1902084-09A	Tetrachloroethene	TO-15	20190204	4.8	UG M3	U	3.9	4.8
BPS1-SVPM2003D-020419	1902084-09A	2-Hexanone	TO-15	20190204	12	UG M3	U	5.8	12
BPS1-SVPM2003D-020419	1902084-09A	Dibromochloromethane	TO-15	20190204	6.1	UG M3	U	4.9	6.1
BPS1-SVPM2003D-020419	1902084-09A	1,2-Dibromoethane (EDB)	TO-15	20190204	5.5	UG M3	U	4.4	5.5
BPS1-SVPM2003D-020419	1902084-09A	Chlorobenzene	TO-15	20190204	3.3	UG M3	U	2.6	3.3
BPS1-SVPM2003D-020419	1902084-09A	Ethyl Benzene	TO-15	20190204	3.1	UG M3	U	2.5	3.1
BPS1-SVPM2003D-020419	1902084-09A	m,p-Xylene	TO-15	20190204	3.1	UG M3	U	2.5	3.1
BPS1-SVPM2003D-020419	1902084-09A	o-Xylene	TO-15	20190204	3.1	UG M3	U	2.5	3.1

Sample Name	Lab ID	Analytical Name	Analytical Method	Sample Date	Result	Unit	Qualifier	LOD	LOQ
BPS1-SVPM2003D-020419	1902084-09A	Styrene	TO-15	20190204	3	UG M3	U	2.4	3
BPS1-SVPM2003D-020419	1902084-09A	Bromoform	TO-15	20190204	7.4	UG M3	U	5.9	7.4
BPS1-SVPM2003D-020419	1902084-09A	Cumene	TO-15	20190204	3.5	UG M3	U	2.8	3.5
BPS1-SVPM2003D-020419	1902084-09A	1,1,2,2-Tetrachloroethane	TO-15	20190204	4.9	UG M3	U	3.9	4.9
BPS1-SVPM2003D-020419	1902084-09A	Propylbenzene	TO-15	20190204	3.5	UG M3	U	2.8	3.5
BPS1-SVPM2003D-020419	1902084-09A	4-Ethyltoluene	TO-15	20190204	3.5	UG M3	U	2.8	3.5
BPS1-SVPM2003D-020419	1902084-09A	1,3,5-Trimethylbenzene	TO-15	20190204	3.5	UG M3	U	2.8	3.5
BPS1-SVPM2003D-020419	1902084-09A	1,2,4-Trimethylbenzene	TO-15	20190204	3.5	UG M3	U	2.8	3.5
BPS1-SVPM2003D-020419	1902084-09A	1,3-Dichlorobenzene	TO-15	20190204	4.3	UG M3	U	3.4	4.3
BPS1-SVPM2003D-020419	1902084-09A	1,4-Dichlorobenzene	TO-15	20190204	4.3	UG M3	U	3.4	4.3
BPS1-SVPM2003D-020419	1902084-09A	alpha-Chlorotoluene	TO-15	20190204	3.7	UG M3	U	3	3.7
BPS1-SVPM2003D-020419	1902084-09A	1,2-Dichlorobenzene	TO-15	20190204	4.3	UG M3	U	3.4	4.3
BPS1-SVPM2003D-020419	1902084-09A	1,2,4-Trichlorobenzene	TO-15	20190204	21	UG M3	U	11	21
BPS1-SVPM2003D-020419	1902084-09A	Hexachlorobutadiene	TO-15	20190204	30	UG M3	U	15	30
BPS1-SVPM2004S-020419	1902084-10A	Freon 12	TO-15	20190204	3.8	UG M3	U	3.1	3.8
BPS1-SVPM2004S-020419	1902084-10A	Freon 114	TO-15	20190204	5.4	UG M3	U	4.4	5.4
BPS1-SVPM2004S-020419	1902084-10A	Chloromethane	TO-15	20190204	16	UG M3	U	3.2	16
BPS1-SVPM2004S-020419	1902084-10A	Vinyl Chloride	TO-15	20190204	2	UG M3	U	1.6	2
BPS1-SVPM2004S-020419	1902084-10A	1,3-Butadiene	TO-15	20190204	1.7	UG M3	U	1.4	1.7
BPS1-SVPM2004S-020419	1902084-10A	Bromomethane	TO-15	20190204	30	UG M3	U	6	30
BPS1-SVPM2004S-020419	1902084-10A	Chloroethane	TO-15	20190204	8.2	UG M3	U	4.1	8.2
BPS1-SVPM2004S-020419	1902084-10A	Freon 11	TO-15	20190204	4.4	UG M3	U	3.5	4.4
BPS1-SVPM2004S-020419	1902084-10A	Ethanol	TO-15	20190204	62	UG M3		2.9	5.9
BPS1-SVPM2004S-020419	1902084-10A	Freon 113	TO-15	20190204	6	UG M3	U	4.8	6
BPS1-SVPM2004S-020419	1902084-10A	1,1-Dichloroethene	TO-15	20190204	3.1	UG M3	U	2.5	3.1
BPS1-SVPM2004S-020419	1902084-10A	Acetone	TO-15	20190204	18	UG M3	U	3.7	18
BPS1-SVPM2004S-020419	1902084-10A	2-Propanol	TO-15	20190204	7.7	UG M3	U	3.8	7.7
BPS1-SVPM2004S-020419	1902084-10A	Carbon Disulfide	TO-15	20190204	9.7	UG M3	U	5.5	9.7
BPS1-SVPM2004S-020419	1902084-10A	3-Chloropropene	TO-15	20190204	9.8	UG M3	U	4.9	9.8
BPS1-SVPM2004S-020419	1902084-10A	Methylene Chloride	TO-15	20190204	27	UG M3	U	5.4	27
BPS1-SVPM2004S-020419	1902084-10A	Methyl tert-butyl ether	TO-15	20190204	11	UG M3	U	5.6	11
BPS1-SVPM2004S-020419	1902084-10A	trans-1,2-Dichloroethene	TO-15	20190204	3.1	UG M3	U	2.5	3.1

DATA SUMMARY TABLE

AIR

SDGs: 1902084/1902107

Sample Name	Lab ID	Analytical Name	Analytical Method	Sample Date	Result	Unit	Qualifier	LOD	LOQ
BPS1-SVPM2004S-020419	1902084-10A	Hexane	TO-15	20190204	2.7	UG M3	U	2.2	2.7
BPS1-SVPM2004S-020419	1902084-10A	1,1-Dichloroethane	TO-15	20190204	3.2	UG M3	U	2.5	3.2
BPS1-SVPM2004S-020419	1902084-10A	2-Butanone (Methyl Ethyl Ketone)	TO-15	20190204	9.2	UG M3	U	4.6	9.2
BPS1-SVPM2004S-020419	1902084-10A	cis-1,2-Dichloroethene	TO-15	20190204	3.1	UG M3	U	2.5	3.1
BPS1-SVPM2004S-020419	1902084-10A	Tetrahydrofuran	TO-15	20190204	2.3	UG M3	U	1.8	2.3
BPS1-SVPM2004S-020419	1902084-10A	Chloroform	TO-15	20190204	3.8	UG M3	U	3	3.8
BPS1-SVPM2004S-020419	1902084-10A	1,1,1-Trichloroethane	TO-15	20190204	4.2	UG M3	U	3.4	4.2
BPS1-SVPM2004S-020419	1902084-10A	Cyclohexane	TO-15	20190204	2.7	UG M3	U	2.1	2.7
BPS1-SVPM2004S-020419	1902084-10A	Carbon Tetrachloride	TO-15	20190204	4.9	UG M3	U	3.9	4.9
BPS1-SVPM2004S-020419	1902084-10A	2,2,4-Trimethylpentane	TO-15	20190204	3.6	UG M3	U	2.9	3.6
BPS1-SVPM2004S-020419	1902084-10A	Benzene	TO-15	20190204	2.5	UG M3	U	2	2.5
BPS1-SVPM2004S-020419	1902084-10A	1,2-Dichloroethane	TO-15	20190204	3.2	UG M3	U	2.5	3.2
BPS1-SVPM2004S-020419	1902084-10A	Heptane	TO-15	20190204	3.2	UG M3	U	2.6	3.2
BPS1-SVPM2004S-020419	1902084-10A	Trichloroethene	TO-15	20190204	4.2	UG M3	U	3.4	4.2
BPS1-SVPM2004S-020419	1902084-10A	1,2-Dichloropropane	TO-15	20190204	3.6	UG M3	U	2.9	3.6
BPS1-SVPM2004S-020419	1902084-10A	1,4-Dioxane	TO-15	20190204	11	UG M3	U	5.6	11
BPS1-SVPM2004S-020419	1902084-10A	Bromodichloromethane	TO-15	20190204	5.2	UG M3	U	4.2	5.2
BPS1-SVPM2004S-020419	1902084-10A	cis-1,3-Dichloropropene	TO-15	20190204	3.5	UG M3	U	2.8	3.5
BPS1-SVPM2004S-020419	1902084-10A	4-Methyl-2-pentanone	TO-15	20190204	3.2	UG M3	U	2.6	3.2
BPS1-SVPM2004S-020419	1902084-10A	Toluene	TO-15	20190204	2.9	UG M3	U	2.4	2.9
BPS1-SVPM2004S-020419	1902084-10A	trans-1,3-Dichloropropene	TO-15	20190204	3.5	UG M3	U	2.8	3.5
BPS1-SVPM2004S-020419	1902084-10A	1,1,2-Trichloroethane	TO-15	20190204	4.2	UG M3	U	3.4	4.2
BPS1-SVPM2004S-020419	1902084-10A	Tetrachloroethene	TO-15	20190204	5.3	UG M3	U	4.2	5.3
BPS1-SVPM2004S-020419	1902084-10A	2-Hexanone	TO-15	20190204	13	UG M3	U	6.4	13
BPS1-SVPM2004S-020419	1902084-10A	Dibromochloromethane	TO-15	20190204	6.6	UG M3	U	5.3	6.6
BPS1-SVPM2004S-020419	1902084-10A	1,2-Dibromoethane (EDB)	TO-15	20190204	6	UG M3	U	4.8	6
BPS1-SVPM2004S-020419	1902084-10A	Chlorobenzene	TO-15	20190204	3.6	UG M3	U	2.9	3.6
BPS1-SVPM2004S-020419	1902084-10A	Ethyl Benzene	TO-15	20190204	3.4	UG M3	U	2.7	3.4
BPS1-SVPM2004S-020419	1902084-10A	m,p-Xylene	TO-15	20190204	3.4	UG M3	U	2.7	3.4
BPS1-SVPM2004S-020419	1902084-10A	o-Xylene	TO-15	20190204	3.4	UG M3	U	2.7	3.4
BPS1-SVPM2004S-020419	1902084-10A	Styrene	TO-15	20190204	3.3	UG M3	U	2.6	3.3
BPS1-SVPM2004S-020419	1902084-10A	Bromoform	TO-15	20190204	8.1	UG M3	U	6.4	8.1

DATA SUMMARY TABLE

AIR

SDGs: 1902084/1902107

Sample Name	Lab ID	Analytical Name	Analytical Method	Sample Date	Result	Unit	Qualifier	LOD	LOQ
BPS1-SVPM2004S-020419	1902084-10A	Cumene	TO-15	20190204	3.8	UG M3	U	3.1	3.8
BPS1-SVPM2004S-020419	1902084-10A	1,1,2,2-Tetrachloroethane	TO-15	20190204	5.4	UG M3	U	4.3	5.4
BPS1-SVPM2004S-020419	1902084-10A	Propylbenzene	TO-15	20190204	3.8	UG M3	U	3.1	3.8
BPS1-SVPM2004S-020419	1902084-10A	4-Ethyltoluene	TO-15	20190204	3.8	UG M3	U	3.1	3.8
BPS1-SVPM2004S-020419	1902084-10A	1,3,5-Trimethylbenzene	TO-15	20190204	3.8	UG M3	U	3.1	3.8
BPS1-SVPM2004S-020419	1902084-10A	1,2,4-Trimethylbenzene	TO-15	20190204	3.8	UG M3	U	3.1	3.8
BPS1-SVPM2004S-020419	1902084-10A	1,3-Dichlorobenzene	TO-15	20190204	4.7	UG M3	U	3.8	4.7
BPS1-SVPM2004S-020419	1902084-10A	1,4-Dichlorobenzene	TO-15	20190204	4.7	UG M3	U	3.8	4.7
BPS1-SVPM2004S-020419	1902084-10A	alpha-Chlorotoluene	TO-15	20190204	4	UG M3	U	3.2	4
BPS1-SVPM2004S-020419	1902084-10A	1,2-Dichlorobenzene	TO-15	20190204	4.7	UG M3	U	3.8	4.7
BPS1-SVPM2004S-020419	1902084-10A	1,2,4-Trichlorobenzene	TO-15	20190204	23	UG M3	U	12	23
BPS1-SVPM2004S-020419	1902084-10A	Hexachlorobutadiene	TO-15	20190204	33	UG M3	U	17	33
BPS1-SVPM2004I-020419	1902084-11A	Freon 12	TO-15	20190204	3.7	UG M3	U	3	3.7
BPS1-SVPM2004I-020419	1902084-11A	Freon 114	TO-15	20190204	5.3	UG M3	U	4.2	5.3
BPS1-SVPM2004I-020419	1902084-11A	Chloromethane	TO-15	20190204	16	UG M3	U	3.1	16
BPS1-SVPM2004I-020419	1902084-11A	Vinyl Chloride	TO-15	20190204	1.9	UG M3	U	1.5	1.9
BPS1-SVPM2004I-020419	1902084-11A	1,3-Butadiene	TO-15	20190204	1.7	UG M3	U	1.3	1.7
BPS1-SVPM2004I-020419	1902084-11A	Bromomethane	TO-15	20190204	29	UG M3	U	5.9	29
BPS1-SVPM2004I-020419	1902084-11A	Chloroethane	TO-15	20190204	8	UG M3	U	4	8
BPS1-SVPM2004I-020419	1902084-11A	Freon 11	TO-15	20190204	4.2	UG M3	U	3.4	4.2
BPS1-SVPM2004I-020419	1902084-11A	Ethanol	TO-15	20190204	120	UG M3		2.8	5.7
BPS1-SVPM2004I-020419	1902084-11A	Freon 113	TO-15	20190204	5.8	UG M3	U	4.6	5.8
BPS1-SVPM2004I-020419	1902084-11A	1,1-Dichloroethene	TO-15	20190204	3	UG M3	U	2.4	3
BPS1-SVPM2004I-020419	1902084-11A	Acetone	TO-15	20190204	18	UG M3	U	3.6	18
BPS1-SVPM2004I-020419	1902084-11A	2-Propanol	TO-15	20190204	1.7	UG M3	J	3.7	7.4
BPS1-SVPM2004I-020419	1902084-11A	Carbon Disulfide	TO-15	20190204	9.4	UG M3	U	5.4	9.4
BPS1-SVPM2004I-020419	1902084-11A	3-Chloropropene	TO-15	20190204	9.4	UG M3	U	4.7	9.4
BPS1-SVPM2004I-020419	1902084-11A	Methylene Chloride	TO-15	20190204	26	UG M3	U	5.2	26
BPS1-SVPM2004I-020419	1902084-11A	Methyl tert-butyl ether	TO-15	20190204	11	UG M3	U	5.4	11
BPS1-SVPM2004I-020419	1902084-11A	trans-1,2-Dichloroethene	TO-15	20190204	3	UG M3	U	2.4	3
BPS1-SVPM2004I-020419	1902084-11A	Hexane	TO-15	20190204	2.7	UG M3	U	2.1	2.7
BPS1-SVPM2004I-020419	1902084-11A	1,1-Dichloroethane	TO-15	20190204	3	UG M3	U	2.4	3

NWIRP BETHPAGE, BETHPAGE, NY

SITE 1

DATA SUMMARY TABLE

AIR

SDGs: 1902084/1902107

Sample Name	Lab ID	Analytical Name	Analytical Method	Sample Date	Result	Unit	Qualifier	LOD	LOQ
BPS1-SVPM2004I-020419	1902084-11A	2-Butanone (Methyl Ethyl Ketone)	TO-15	20190204	8.9	UG M3	U	4.4	8.9
BPS1-SVPM2004I-020419	1902084-11A	cis-1,2-Dichloroethene	TO-15	20190204	3	UG M3	U	2.4	3
BPS1-SVPM2004I-020419	1902084-11A	Tetrahydrofuran	TO-15	20190204	2.2	UG M3	U	1.8	2.2
BPS1-SVPM2004I-020419	1902084-11A	Chloroform	TO-15	20190204	0.7	UG M3	J	2.9	3.7
BPS1-SVPM2004I-020419	1902084-11A	1,1,1-Trichloroethane	TO-15	20190204	4.1	UG M3	U	3.3	4.1
BPS1-SVPM2004I-020419	1902084-11A	Cyclohexane	TO-15	20190204	2.6	UG M3	U	2.1	2.6
BPS1-SVPM2004I-020419	1902084-11A	Carbon Tetrachloride	TO-15	20190204	4.8	UG M3	U	3.8	4.8
BPS1-SVPM2004I-020419	1902084-11A	2,2,4-Trimethylpentane	TO-15	20190204	3.5	UG M3	U	2.8	3.5
BPS1-SVPM2004I-020419	1902084-11A	Benzene	TO-15	20190204	2.4	UG M3	U	1.9	2.4
BPS1-SVPM2004I-020419	1902084-11A	1,2-Dichloroethane	TO-15	20190204	3	UG M3	U	2.4	3
BPS1-SVPM2004I-020419	1902084-11A	Heptane	TO-15	20190204	3.1	UG M3	U	2.5	3.1
BPS1-SVPM2004I-020419	1902084-11A	Trichloroethene	TO-15	20190204	4	UG M3	U	3.2	4
BPS1-SVPM2004I-020419	1902084-11A	1,2-Dichloropropane	TO-15	20190204	3.5	UG M3	U	2.8	3.5
BPS1-SVPM2004I-020419	1902084-11A	1,4-Dioxane	TO-15	20190204	11	UG M3	U	5.4	11
BPS1-SVPM2004I-020419	1902084-11A	Bromodichloromethane	TO-15	20190204	5	UG M3	U	4	5
BPS1-SVPM2004I-020419	1902084-11A	cis-1,3-Dichloropropene	TO-15	20190204	3.4	UG M3	U	2.7	3.4
BPS1-SVPM2004I-020419	1902084-11A	4-Methyl-2-pentanone	TO-15	20190204	3.1	UG M3	U	2.5	3.1
BPS1-SVPM2004I-020419	1902084-11A	Toluene	TO-15	20190204	2.8	UG M3	U	2.3	2.8
BPS1-SVPM2004I-020419	1902084-11A	trans-1,3-Dichloropropene	TO-15	20190204	3.4	UG M3	U	2.7	3.4
BPS1-SVPM2004I-020419	1902084-11A	1,1,2-Trichloroethane	TO-15	20190204	4.1	UG M3	U	3.3	4.1
BPS1-SVPM2004I-020419	1902084-11A	Tetrachloroethene	TO-15	20190204	5.1	UG M3	U	4.1	5.1
BPS1-SVPM2004I-020419	1902084-11A	2-Hexanone	TO-15	20190204	12	UG M3	U	6.2	12
BPS1-SVPM2004I-020419	1902084-11A	Dibromochloromethane	TO-15	20190204	6.4	UG M3	U	5.1	6.4
BPS1-SVPM2004I-020419	1902084-11A	1,2-Dibromoethane (EDB)	TO-15	20190204	5.8	UG M3	U	4.6	5.8
BPS1-SVPM2004I-020419	1902084-11A	Chlorobenzene	TO-15	20190204	3.5	UG M3	U	2.8	3.5
BPS1-SVPM2004I-020419	1902084-11A	Ethyl Benzene	TO-15	20190204	3.3	UG M3	U	2.6	3.3
BPS1-SVPM2004I-020419	1902084-11A	m,p-Xylene	TO-15	20190204	3.3	UG M3	U	2.6	3.3
BPS1-SVPM2004I-020419	1902084-11A	o-Xylene	TO-15	20190204	3.3	UG M3	U	2.6	3.3
BPS1-SVPM2004I-020419	1902084-11A	Styrene	TO-15	20190204	3.2	UG M3	U	2.6	3.2
BPS1-SVPM2004I-020419	1902084-11A	Bromoform	TO-15	20190204	7.8	UG M3	U	6.2	7.8
BPS1-SVPM2004I-020419	1902084-11A	Cumene	TO-15	20190204	3.7	UG M3	U	3	3.7
BPS1-SVPM2004I-020419	1902084-11A	1,1,2,2-Tetrachloroethane	TO-15	20190204	5.2	UG M3	U	4.1	5.2

DATA SUMMARY TABLE

AIR

SDGs: 1902084/1902107

Sample Name	Lab ID	Analytical Name	Analytical Method	Sample Date	Result	Unit	Qualifier	LOD	LOQ
BPS1-SVPM2004I-020419	1902084-11A	Propylbenzene	TO-15	20190204	3.7	UG M3	U	3	3.7
BPS1-SVPM2004I-020419	1902084-11A	4-Ethyltoluene	TO-15	20190204	3.7	UG M3	U	3	3.7
BPS1-SVPM2004I-020419	1902084-11A	1,3,5-Trimethylbenzene	TO-15	20190204	3.7	UG M3	U	3	3.7
BPS1-SVPM2004I-020419	1902084-11A	1,2,4-Trimethylbenzene	TO-15	20190204	3.7	UG M3	U	3	3.7
BPS1-SVPM2004I-020419	1902084-11A	1,3-Dichlorobenzene	TO-15	20190204	4.5	UG M3	U	3.6	4.5
BPS1-SVPM2004I-020419	1902084-11A	1,4-Dichlorobenzene	TO-15	20190204	4.5	UG M3	U	3.6	4.5
BPS1-SVPM2004I-020419	1902084-11A	alpha-Chlorotoluene	TO-15	20190204	3.9	UG M3	U	3.1	3.9
BPS1-SVPM2004I-020419	1902084-11A	1,2-Dichlorobenzene	TO-15	20190204	4.5	UG M3	U	3.6	4.5
BPS1-SVPM2004I-020419	1902084-11A	1,2,4-Trichlorobenzene	TO-15	20190204	22	UG M3	U	11	22
BPS1-SVPM2004I-020419	1902084-11A	Hexachlorobutadiene	TO-15	20190204	32	UG M3	U	16	32
BPS1-SVPM2004D-020419	1902084-12A	Freon 12	TO-15	20190204	3.8	UG M3	U	3	3.8
BPS1-SVPM2004D-020419	1902084-12A	Freon 114	TO-15	20190204	5.3	UG M3	U	4.3	5.3
BPS1-SVPM2004D-020419	1902084-12A	Chloromethane	TO-15	20190204	16	UG M3	U	3.2	16
BPS1-SVPM2004D-020419	1902084-12A	Vinyl Chloride	TO-15	20190204	2	UG M3	U	1.6	2
BPS1-SVPM2004D-020419	1902084-12A	1,3-Butadiene	TO-15	20190204	1.7	UG M3	U	1.4	1.7
BPS1-SVPM2004D-020419	1902084-12A	Bromomethane	TO-15	20190204	30	UG M3	U	5.9	30
BPS1-SVPM2004D-020419	1902084-12A	Chloroethane	TO-15	20190204	8.1	UG M3	U	4	8.1
BPS1-SVPM2004D-020419	1902084-12A	Freon 11	TO-15	20190204	4.3	UG M3	U	3.4	4.3
BPS1-SVPM2004D-020419	1902084-12A	Ethanol	TO-15	20190204	130	UG M3		2.9	5.8
BPS1-SVPM2004D-020419	1902084-12A	Freon 113	TO-15	20190204	5.9	UG M3	U	4.7	5.9
BPS1-SVPM2004D-020419	1902084-12A	1,1-Dichloroethene	TO-15	20190204	3	UG M3	U	2.4	3
BPS1-SVPM2004D-020419	1902084-12A	Acetone	TO-15	20190204	18	UG M3	U	3.6	18
BPS1-SVPM2004D-020419	1902084-12A	2-Propanol	TO-15	20190204	2	UG M3	J	3.8	7.5
BPS1-SVPM2004D-020419	1902084-12A	Carbon Disulfide	TO-15	20190204	9.5	UG M3	U	5.4	9.5
BPS1-SVPM2004D-020419	1902084-12A	3-Chloropropene	TO-15	20190204	9.6	UG M3	U	4.8	9.6
BPS1-SVPM2004D-020419	1902084-12A	Methylene Chloride	TO-15	20190204	26	UG M3	U	5.3	26
BPS1-SVPM2004D-020419	1902084-12A	Methyl tert-butyl ether	TO-15	20190204	11	UG M3	U	5.5	11
BPS1-SVPM2004D-020419	1902084-12A	trans-1,2-Dichloroethene	TO-15	20190204	3	UG M3	U	2.4	3
BPS1-SVPM2004D-020419	1902084-12A	Hexane	TO-15	20190204	2.7	UG M3	U	2.2	2.7
BPS1-SVPM2004D-020419	1902084-12A	1,1-Dichloroethane	TO-15	20190204	3.1	UG M3	U	2.5	3.1
BPS1-SVPM2004D-020419	1902084-12A	2-Butanone (Methyl Ethyl Ketone)	TO-15	20190204	9	UG M3	U	4.5	9
BPS1-SVPM2004D-020419	1902084-12A	cis-1,2-Dichloroethene	TO-15	20190204	3	UG M3	U	2.4	3

Sample Name	Lab ID	Analytical Name	Analytical Method	Sample Date	Result	Unit	Qualifier	LOD	LOQ
BPS1-SVPM2004D-020419	1902084-12A	Tetrahydrofuran	TO-15	20190204	0.89	UG M3	J	1.8	2.2
BPS1-SVPM2004D-020419	1902084-12A	Chloroform	TO-15	20190204	2	UG M3	J	3	3.7
BPS1-SVPM2004D-020419	1902084-12A	1,1,1-Trichloroethane	TO-15	20190204	4.2	UG M3	U	3.3	4.2
BPS1-SVPM2004D-020419	1902084-12A	Cyclohexane	TO-15	20190204	2.6	UG M3	U	2.1	2.6
BPS1-SVPM2004D-020419	1902084-12A	Carbon Tetrachloride	TO-15	20190204	2.5	UG M3	J	3.8	4.8
BPS1-SVPM2004D-020419	1902084-12A	2,2,4-Trimethylpentane	TO-15	20190204	3.6	UG M3	U	2.8	3.6
BPS1-SVPM2004D-020419	1902084-12A	Benzene	TO-15	20190204	2.4	UG M3	U	2	2.4
BPS1-SVPM2004D-020419	1902084-12A	1,2-Dichloroethane	TO-15	20190204	3.1	UG M3	U	2.5	3.1
BPS1-SVPM2004D-020419	1902084-12A	Heptane	TO-15	20190204	3.1	UG M3	U	2.5	3.1
BPS1-SVPM2004D-020419	1902084-12A	Trichloroethene	TO-15	20190204	4.1	UG M3	U	3.3	4.1
BPS1-SVPM2004D-020419	1902084-12A	1,2-Dichloropropane	TO-15	20190204	3.5	UG M3	U	2.8	3.5
BPS1-SVPM2004D-020419	1902084-12A	1,4-Dioxane	TO-15	20190204	11	UG M3	U	5.5	11
BPS1-SVPM2004D-020419	1902084-12A	Bromodichloromethane	TO-15	20190204	5.1	UG M3	U	4.1	5.1
BPS1-SVPM2004D-020419	1902084-12A	cis-1,3-Dichloropropene	TO-15	20190204	3.5	UG M3	U	2.8	3.5
BPS1-SVPM2004D-020419	1902084-12A	4-Methyl-2-pentanone	TO-15	20190204	3.1	UG M3	U	2.5	3.1
BPS1-SVPM2004D-020419	1902084-12A	Toluene	TO-15	20190204	2.9	UG M3	U	2.3	2.9
BPS1-SVPM2004D-020419	1902084-12A	trans-1,3-Dichloropropene	TO-15	20190204	3.5	UG M3	U	2.8	3.5
BPS1-SVPM2004D-020419	1902084-12A	1,1,2-Trichloroethane	TO-15	20190204	4.2	UG M3	U	3.3	4.2
BPS1-SVPM2004D-020419	1902084-12A	Tetrachloroethene	TO-15	20190204	1.5	UG M3	J	4.2	5.2
BPS1-SVPM2004D-020419	1902084-12A	2-Hexanone	TO-15	20190204	12	UG M3	U	6.3	12
BPS1-SVPM2004D-020419	1902084-12A	Dibromochloromethane	TO-15	20190204	6.5	UG M3	U	5.2	6.5
BPS1-SVPM2004D-020419	1902084-12A	1,2-Dibromoethane (EDB)	TO-15	20190204	5.9	UG M3	U	4.7	5.9
BPS1-SVPM2004D-020419	1902084-12A	Chlorobenzene	TO-15	20190204	3.5	UG M3	U	2.8	3.5
BPS1-SVPM2004D-020419	1902084-12A	Ethyl Benzene	TO-15	20190204	3.3	UG M3	U	2.6	3.3
BPS1-SVPM2004D-020419	1902084-12A	m,p-Xylene	TO-15	20190204	3.3	UG M3	U	2.6	3.3
BPS1-SVPM2004D-020419	1902084-12A	o-Xylene	TO-15	20190204	3.3	UG M3	U	2.6	3.3
BPS1-SVPM2004D-020419	1902084-12A	Styrene	TO-15	20190204	3.2	UG M3	U	2.6	3.2
BPS1-SVPM2004D-020419	1902084-12A	Bromoform	TO-15	20190204	7.9	UG M3	U	6.3	7.9
BPS1-SVPM2004D-020419	1902084-12A	Cumene	TO-15	20190204	3.8	UG M3	U	3	3.8
BPS1-SVPM2004D-020419	1902084-12A	1,1,2,2-Tetrachloroethane	TO-15	20190204	5.2	UG M3	U	4.2	5.2
BPS1-SVPM2004D-020419	1902084-12A	Propylbenzene	TO-15	20190204	3.8	UG M3	U	3	3.8
BPS1-SVPM2004D-020419	1902084-12A	4-Ethyltoluene	TO-15	20190204	3.8	UG M3	U	3	3.8

NWIRP BETHPAGE, BETHPAGE, NY

SITE 1

DATA SUMMARY TABLE

AIR

SDGs: 1902084/1902107

Sample Name	Lab ID	Analytical Name	Analytical Method	Sample Date	Result	Unit	Qualifier	LOD	LOQ
BPS1-SVPM2004D-020419	1902084-12A	1,3,5-Trimethylbenzene	TO-15	20190204	3.8	UG M3	U	3	3.8
BPS1-SVPM2004D-020419	1902084-12A	1,2,4-Trimethylbenzene	TO-15	20190204	3.8	UG M3	U	3	3.8
BPS1-SVPM2004D-020419	1902084-12A	1,3-Dichlorobenzene	TO-15	20190204	4.6	UG M3	U	3.7	4.6
BPS1-SVPM2004D-020419	1902084-12A	1,4-Dichlorobenzene	TO-15	20190204	4.6	UG M3	U	3.7	4.6
BPS1-SVPM2004D-020419	1902084-12A	alpha-Chlorotoluene	TO-15	20190204	4	UG M3	U	3.2	4
BPS1-SVPM2004D-020419	1902084-12A	1,2-Dichlorobenzene	TO-15	20190204	4.6	UG M3	U	3.7	4.6
BPS1-SVPM2004D-020419	1902084-12A	1,2,4-Trichlorobenzene	TO-15	20190204	23	UG M3	U	11	23
BPS1-SVPM2004D-020419	1902084-12A	Hexachlorobutadiene	TO-15	20190204	33	UG M3	U	16	33
BPS1-SVPM2006S-020419	1902084-13A	Freon 12	TO-15	20190204	3.7	UG M3	U	2.9	3.7
BPS1-SVPM2006S-020419	1902084-13A	Freon 114	TO-15	20190204	5.2	UG M3	U	4.2	5.2
BPS1-SVPM2006S-020419	1902084-13A	Chloromethane	TO-15	20190204	15	UG M3	U	3.1	15
BPS1-SVPM2006S-020419	1902084-13A	Vinyl Chloride	TO-15	20190204	1.9	UG M3	U	1.5	1.9
BPS1-SVPM2006S-020419	1902084-13A	1,3-Butadiene	TO-15	20190204	1.6	UG M3	U	1.3	1.6
BPS1-SVPM2006S-020419	1902084-13A	Bromomethane	TO-15	20190204	29	UG M3	U	5.8	29
BPS1-SVPM2006S-020419	1902084-13A	Chloroethane	TO-15	20190204	7.9	UG M3	U	3.9	7.9
BPS1-SVPM2006S-020419	1902084-13A	Freon 11	TO-15	20190204	4.2	UG M3	U	3.3	4.2
BPS1-SVPM2006S-020419	1902084-13A	Ethanol	TO-15	20190204	76	UG M3		2.8	5.6
BPS1-SVPM2006S-020419	1902084-13A	Freon 113	TO-15	20190204	5.7	UG M3	U	4.6	5.7
BPS1-SVPM2006S-020419	1902084-13A	1,1-Dichloroethene	TO-15	20190204	3	UG M3	U	2.4	3
BPS1-SVPM2006S-020419	1902084-13A	Acetone	TO-15	20190204	18	UG M3	U	3.5	18
BPS1-SVPM2006S-020419	1902084-13A	2-Propanol	TO-15	20190204	1	UG M3	J	3.7	7.3
BPS1-SVPM2006S-020419	1902084-13A	Carbon Disulfide	TO-15	20190204	9.3	UG M3	U	5.3	9.3
BPS1-SVPM2006S-020419	1902084-13A	3-Chloropropene	TO-15	20190204	9.3	UG M3	U	4.7	9.3
BPS1-SVPM2006S-020419	1902084-13A	Methylene Chloride	TO-15	20190204	26	UG M3	U	5.2	26
BPS1-SVPM2006S-020419	1902084-13A	Methyl tert-butyl ether	TO-15	20190204	11	UG M3	U	5.4	11
BPS1-SVPM2006S-020419	1902084-13A	trans-1,2-Dichloroethene	TO-15	20190204	3	UG M3	U	2.4	3
BPS1-SVPM2006S-020419	1902084-13A	Hexane	TO-15	20190204	2.6	UG M3	U	2.1	2.6
BPS1-SVPM2006S-020419	1902084-13A	1,1-Dichloroethane	TO-15	20190204	3	UG M3	U	2.4	3
BPS1-SVPM2006S-020419	1902084-13A	2-Butanone (Methyl Ethyl Ketone)	TO-15	20190204	8.8	UG M3	U	4.4	8.8
BPS1-SVPM2006S-020419	1902084-13A	cis-1,2-Dichloroethene	TO-15	20190204	3	UG M3	U	2.4	3
BPS1-SVPM2006S-020419	1902084-13A	Tetrahydrofuran	TO-15	20190204	2.2	UG M3	U	1.8	2.2
BPS1-SVPM2006S-020419	1902084-13A	Chloroform	TO-15	20190204	3.6	UG M3	U	2.9	3.6



NWIRP BETHPAGE, BETHPAGE, NY

SITE 1

DATA SUMMARY TABLE

AIR

SDGs: 1902084/1902107

Sample Name	Lab ID	Analytical Name	Analytical Method	Sample Date	Result	Unit	Qualifier	LOD	LOQ
BPS1-SVPM2006S-020419	1902084-13A	1,1,1-Trichloroethane	TO-15	20190204	4.1	UG M3	U	3.2	4.1
BPS1-SVPM2006S-020419	1902084-13A	Cyclohexane	TO-15	20190204	2.6	UG M3	U	2	2.6
BPS1-SVPM2006S-020419	1902084-13A	Carbon Tetrachloride	TO-15	20190204	4.7	UG M3	U	3.8	4.7
BPS1-SVPM2006S-020419	1902084-13A	2,2,4-Trimethylpentane	TO-15	20190204	3.5	UG M3	U	2.8	3.5
BPS1-SVPM2006S-020419	1902084-13A	Benzene	TO-15	20190204	2.4	UG M3	U	1.9	2.4
BPS1-SVPM2006S-020419	1902084-13A	1,2-Dichloroethane	TO-15	20190204	3	UG M3	U	2.4	3
BPS1-SVPM2006S-020419	1902084-13A	Heptane	TO-15	20190204	3	UG M3	U	2.4	3
BPS1-SVPM2006S-020419	1902084-13A	Trichloroethene	TO-15	20190204	4	UG M3	U	3.2	4
BPS1-SVPM2006S-020419	1902084-13A	1,2-Dichloropropane	TO-15	20190204	3.4	UG M3	U	2.8	3.4
BPS1-SVPM2006S-020419	1902084-13A	1,4-Dioxane	TO-15	20190204	11	UG M3	U	5.4	11
BPS1-SVPM2006S-020419	1902084-13A	Bromodichloromethane	TO-15	20190204	5	UG M3	U	4	5
BPS1-SVPM2006S-020419	1902084-13A	cis-1,3-Dichloropropene	TO-15	20190204	3.4	UG M3	U	2.7	3.4
BPS1-SVPM2006S-020419	1902084-13A	4-Methyl-2-pentanone	TO-15	20190204	3	UG M3	U	2.4	3
BPS1-SVPM2006S-020419	1902084-13A	Toluene	TO-15	20190204	2.8	UG M3	U	2.2	2.8
BPS1-SVPM2006S-020419	1902084-13A	trans-1,3-Dichloropropene	TO-15	20190204	3.4	UG M3	U	2.7	3.4
BPS1-SVPM2006S-020419	1902084-13A	1,1,2-Trichloroethane	TO-15	20190204	4.1	UG M3	U	3.2	4.1
BPS1-SVPM2006S-020419	1902084-13A	Tetrachloroethene	TO-15	20190204	5	UG M3	U	4	5
BPS1-SVPM2006S-020419	1902084-13A	2-Hexanone	TO-15	20190204	12	UG M3	U	6.1	12
BPS1-SVPM2006S-020419	1902084-13A	Dibromochloromethane	TO-15	20190204	6.3	UG M3	U	5.1	6.3
BPS1-SVPM2006S-020419	1902084-13A	1,2-Dibromoethane (EDB)	TO-15	20190204	5.7	UG M3	U	4.6	5.7
BPS1-SVPM2006S-020419	1902084-13A	Chlorobenzene	TO-15	20190204	3.4	UG M3	U	2.7	3.4
BPS1-SVPM2006S-020419	1902084-13A	Ethyl Benzene	TO-15	20190204	3.2	UG M3	U	2.6	3.2
BPS1-SVPM2006S-020419	1902084-13A	m,p-Xylene	TO-15	20190204	3.2	UG M3	U	2.6	3.2
BPS1-SVPM2006S-020419	1902084-13A	o-Xylene	TO-15	20190204	3.2	UG M3	U	2.6	3.2
BPS1-SVPM2006S-020419	1902084-13A	Styrene	TO-15	20190204	3.2	UG M3	U	2.5	3.2
BPS1-SVPM2006S-020419	1902084-13A	Bromoform	TO-15	20190204	7.7	UG M3	U	6.2	7.7
BPS1-SVPM2006S-020419	1902084-13A	Cumene	TO-15	20190204	3.7	UG M3	U	2.9	3.7
BPS1-SVPM2006S-020419	1902084-13A	1,1,2,2-Tetrachloroethane	TO-15	20190204	5.1	UG M3	U	4.1	5.1
BPS1-SVPM2006S-020419	1902084-13A	Propylbenzene	TO-15	20190204	3.7	UG M3	U	2.9	3.7
BPS1-SVPM2006S-020419	1902084-13A	4-Ethyltoluene	TO-15	20190204	3.7	UG M3	U	2.9	3.7
BPS1-SVPM2006S-020419	1902084-13A	1,3,5-Trimethylbenzene	TO-15	20190204	3.7	UG M3	U	2.9	3.7
BPS1-SVPM2006S-020419	1902084-13A	1,2,4-Trimethylbenzene	TO-15	20190204	3.7	UG M3	U	2.9	3.7

DATA SUMMARY TABLE

AIR

SDGs: 1902084/1902107

Sample Name	Lab ID	Analytical Name	Analytical Method	Sample Date	Result	Unit	Qualifier	LOD	LOQ
BPS1-SVPM2006S-020419	1902084-13A	1,3-Dichlorobenzene	TO-15	20190204	4.5	UG M3	U	3.6	4.5
BPS1-SVPM2006S-020419	1902084-13A	1,4-Dichlorobenzene	TO-15	20190204	4.5	UG M3	U	3.6	4.5
BPS1-SVPM2006S-020419	1902084-13A	alpha-Chlorotoluene	TO-15	20190204	3.8	UG M3	U	3.1	3.8
BPS1-SVPM2006S-020419	1902084-13A	1,2-Dichlorobenzene	TO-15	20190204	4.5	UG M3	U	3.6	4.5
BPS1-SVPM2006S-020419	1902084-13A	1,2,4-Trichlorobenzene	TO-15	20190204	22	UG M3	U	11	22
BPS1-SVPM2006S-020419	1902084-13A	Hexachlorobutadiene	TO-15	20190204	32	UG M3	U	16	32
BPS1-SVPM2006I-020419	1902084-14A	Freon 12	TO-15	20190204	3.5	UG M3	U	2.8	3.5
BPS1-SVPM2006I-020419	1902084-14A	Freon 114	TO-15	20190204	5	UG M3	U	4	5
BPS1-SVPM2006I-020419	1902084-14A	Chloromethane	TO-15	20190204	15	UG M3	U	2.9	15
BPS1-SVPM2006I-020419	1902084-14A	Vinyl Chloride	TO-15	20190204	1.8	UG M3	U	1.4	1.8
BPS1-SVPM2006I-020419	1902084-14A	1,3-Butadiene	TO-15	20190204	1.6	UG M3	U	1.2	1.6
BPS1-SVPM2006I-020419	1902084-14A	Bromomethane	TO-15	20190204	28	UG M3	U	5.5	28
BPS1-SVPM2006I-020419	1902084-14A	Chloroethane	TO-15	20190204	7.5	UG M3	U	3.7	7.5
BPS1-SVPM2006I-020419	1902084-14A	Freon 11	TO-15	20190204	4	UG M3	U	3.2	4
BPS1-SVPM2006I-020419	1902084-14A	Ethanol	TO-15	20190204	120	UG M3		2.7	5.4
BPS1-SVPM2006I-020419	1902084-14A	Freon 113	TO-15	20190204	5.4	UG M3	U	4.4	5.4
BPS1-SVPM2006I-020419	1902084-14A	1,1-Dichloroethene	TO-15	20190204	2.8	UG M3	U	2.2	2.8
BPS1-SVPM2006I-020419	1902084-14A	Acetone	TO-15	20190204	17	UG M3	U	3.4	17
BPS1-SVPM2006I-020419	1902084-14A	2-Propanol	TO-15	20190204	1.8	UG M3	J	3.5	7
BPS1-SVPM2006I-020419	1902084-14A	Carbon Disulfide	TO-15	20190204	8.8	UG M3	U	5	8.8
BPS1-SVPM2006I-020419	1902084-14A	3-Chloropropene	TO-15	20190204	8.9	UG M3	U	4.4	8.9
BPS1-SVPM2006I-020419	1902084-14A	Methylene Chloride	TO-15	20190204	25	UG M3	U	4.9	25
BPS1-SVPM2006I-020419	1902084-14A	Methyl tert-butyl ether	TO-15	20190204	10	UG M3	U	5.1	10
BPS1-SVPM2006I-020419	1902084-14A	trans-1,2-Dichloroethene	TO-15	20190204	1.7	UG M3	J	2.2	2.8
BPS1-SVPM2006I-020419	1902084-14A	Hexane	TO-15	20190204	2.5	UG M3	U	2	2.5
BPS1-SVPM2006I-020419	1902084-14A	1,1-Dichloroethane	TO-15	20190204	2.9	UG M3	U	2.3	2.9
BPS1-SVPM2006I-020419	1902084-14A	2-Butanone (Methyl Ethyl Ketone)	TO-15	20190204	1.7	UG M3	J	4.2	8.4
BPS1-SVPM2006I-020419	1902084-14A	cis-1,2-Dichloroethene	TO-15	20190204	130	UG M3		2.2	2.8
BPS1-SVPM2006I-020419	1902084-14A	Tetrahydrofuran	TO-15	20190204	2.1	UG M3	U	1.7	2.1
BPS1-SVPM2006I-020419	1902084-14A	Chloroform	TO-15	20190204	1	UG M3	J	2.8	3.5
BPS1-SVPM2006I-020419	1902084-14A	1,1,1-Trichloroethane	TO-15	20190204	3.9	UG M3	U	3.1	3.9
BPS1-SVPM2006I-020419	1902084-14A	Cyclohexane	TO-15	20190204	2.4	UG M3	U	2	2.4

DATA SUMMARY TABLE

AIR

SDGs: 1902084/1902107

Sample Name	Lab ID	Analytical Name	Analytical Method	Sample Date	Result	Unit	Qualifier	LOD	LOQ
BPS1-SVPM2006I-020419	1902084-14A	Carbon Tetrachloride	TO-15	20190204	4.5	UG M3	U	3.6	4.5
BPS1-SVPM2006I-020419	1902084-14A	2,2,4-Trimethylpentane	TO-15	20190204	3.3	UG M3	U	2.6	3.3
BPS1-SVPM2006I-020419	1902084-14A	Benzene	TO-15	20190204	2.3	UG M3	U	1.8	2.3
BPS1-SVPM2006I-020419	1902084-14A	1,2-Dichloroethane	TO-15	20190204	2.9	UG M3	U	2.3	2.9
BPS1-SVPM2006I-020419	1902084-14A	Heptane	TO-15	20190204	2.9	UG M3	U	2.3	2.9
BPS1-SVPM2006I-020419	1902084-14A	Trichloroethene	TO-15	20190204	28	UG M3		3	3.8
BPS1-SVPM2006I-020419	1902084-14A	1,2-Dichloropropane	TO-15	20190204	3.3	UG M3	U	2.6	3.3
BPS1-SVPM2006I-020419	1902084-14A	1,4-Dioxane	TO-15	20190204	10	UG M3	U	5.1	10
BPS1-SVPM2006I-020419	1902084-14A	Bromodichloromethane	TO-15	20190204	4.8	UG M3	U	3.8	4.8
BPS1-SVPM2006I-020419	1902084-14A	cis-1,3-Dichloropropene	TO-15	20190204	3.2	UG M3	U	2.6	3.2
BPS1-SVPM2006I-020419	1902084-14A	4-Methyl-2-pentanone	TO-15	20190204	2.9	UG M3	U	2.3	2.9
BPS1-SVPM2006I-020419	1902084-14A	Toluene	TO-15	20190204	2.7	UG M3	U	2.1	2.7
BPS1-SVPM2006I-020419	1902084-14A	trans-1,3-Dichloropropene	TO-15	20190204	3.2	UG M3	U	2.6	3.2
BPS1-SVPM2006I-020419	1902084-14A	1,1,2-Trichloroethane	TO-15	20190204	3.9	UG M3	U	3.1	3.9
BPS1-SVPM2006I-020419	1902084-14A	Tetrachloroethene	TO-15	20190204	1.2	UG M3	J	3.8	4.8
BPS1-SVPM2006I-020419	1902084-14A	2-Hexanone	TO-15	20190204	12	UG M3	U	5.8	12
BPS1-SVPM2006I-020419	1902084-14A	Dibromochloromethane	TO-15	20190204	6	UG M3	U	4.8	6
BPS1-SVPM2006I-020419	1902084-14A	1,2-Dibromoethane (EDB)	TO-15	20190204	5.4	UG M3	U	4.4	5.4
BPS1-SVPM2006I-020419	1902084-14A	Chlorobenzene	TO-15	20190204	3.3	UG M3	U	2.6	3.3
BPS1-SVPM2006I-020419	1902084-14A	Ethyl Benzene	TO-15	20190204	3.1	UG M3	U	2.5	3.1
BPS1-SVPM2006I-020419	1902084-14A	m,p-Xylene	TO-15	20190204	3.1	UG M3	U	2.5	3.1
BPS1-SVPM2006I-020419	1902084-14A	o-Xylene	TO-15	20190204	3.1	UG M3	U	2.5	3.1
BPS1-SVPM2006I-020419	1902084-14A	Styrene	TO-15	20190204	3	UG M3	U	2.4	3
BPS1-SVPM2006I-020419	1902084-14A	Bromoform	TO-15	20190204	7.3	UG M3	U	5.9	7.3
BPS1-SVPM2006I-020419	1902084-14A	Cumene	TO-15	20190204	3.5	UG M3	U	2.8	3.5
BPS1-SVPM2006I-020419	1902084-14A	1,1,2,2-Tetrachloroethane	TO-15	20190204	4.9	UG M3	U	3.9	4.9
BPS1-SVPM2006I-020419	1902084-14A	Propylbenzene	TO-15	20190204	3.5	UG M3	U	2.8	3.5
BPS1-SVPM2006I-020419	1902084-14A	4-Ethyltoluene	TO-15	20190204	3.5	UG M3	U	2.8	3.5
BPS1-SVPM2006I-020419	1902084-14A	1,3,5-Trimethylbenzene	TO-15	20190204	3.5	UG M3	U	2.8	3.5
BPS1-SVPM2006I-020419	1902084-14A	1,2,4-Trimethylbenzene	TO-15	20190204	3.5	UG M3	U	2.8	3.5
BPS1-SVPM2006I-020419	1902084-14A	1,3-Dichlorobenzene	TO-15	20190204	4.3	UG M3	U	3.4	4.3
BPS1-SVPM2006I-020419	1902084-14A	1,4-Dichlorobenzene	TO-15	20190204	4.3	UG M3	U	3.4	4.3

DATA SUMMARY TABLE

AIR

SDGs: 1902084/1902107

Sample Name	Lab ID	Analytical Name	Analytical Method	Sample Date	Result	Unit	Qualifier	LOD	LOQ
BPS1-SVPM2006I-020419	1902084-14A	alpha-Chlorotoluene	TO-15	20190204	3.7	UG M3	U	2.9	3.7
BPS1-SVPM2006I-020419	1902084-14A	1,2-Dichlorobenzene	TO-15	20190204	4.3	UG M3	U	3.4	4.3
BPS1-SVPM2006I-020419	1902084-14A	1,2,4-Trichlorobenzene	TO-15	20190204	21	UG M3	U	10	21
BPS1-SVPM2006I-020419	1902084-14A	Hexachlorobutadiene	TO-15	20190204	30	UG M3	U	15	30
BPS1-SVPM2006D-020419	1902084-15A	Freon 12	TO-15	20190204	3.7	UG M3	U	2.9	3.7
BPS1-SVPM2006D-020419	1902084-15A	Freon 114	TO-15	20190204	5.2	UG M3	U	4.2	5.2
BPS1-SVPM2006D-020419	1902084-15A	Chloromethane	TO-15	20190204	15	UG M3	U	3.1	15
BPS1-SVPM2006D-020419	1902084-15A	Vinyl Chloride	TO-15	20190204	1.9	UG M3	U	1.5	1.9
BPS1-SVPM2006D-020419	1902084-15A	1,3-Butadiene	TO-15	20190204	1.6	UG M3	U	1.3	1.6
BPS1-SVPM2006D-020419	1902084-15A	Bromomethane	TO-15	20190204	29	UG M3	U	5.8	29
BPS1-SVPM2006D-020419	1902084-15A	Chloroethane	TO-15	20190204	7.9	UG M3	U	3.9	7.9
BPS1-SVPM2006D-020419	1902084-15A	Freon 11	TO-15	20190204	4.2	UG M3	U	3.3	4.2
BPS1-SVPM2006D-020419	1902084-15A	Ethanol	TO-15	20190204	210	UG M3		2.8	5.6
BPS1-SVPM2006D-020419	1902084-15A	Freon 113	TO-15	20190204	5.7	UG M3	U	4.6	5.7
BPS1-SVPM2006D-020419	1902084-15A	1,1-Dichloroethene	TO-15	20190204	3	UG M3	U	2.4	3
BPS1-SVPM2006D-020419	1902084-15A	Acetone	TO-15	20190204	18	UG M3	U	3.5	18
BPS1-SVPM2006D-020419	1902084-15A	2-Propanol	TO-15	20190204	3.3	UG M3	J	3.7	7.3
BPS1-SVPM2006D-020419	1902084-15A	Carbon Disulfide	TO-15	20190204	9.3	UG M3	U	5.3	9.3
BPS1-SVPM2006D-020419	1902084-15A	3-Chloropropene	TO-15	20190204	9.3	UG M3	U	4.7	9.3
BPS1-SVPM2006D-020419	1902084-15A	Methylene Chloride	TO-15	20190204	26	UG M3	U	5.2	26
BPS1-SVPM2006D-020419	1902084-15A	Methyl tert-butyl ether	TO-15	20190204	11	UG M3	U	5.4	11
BPS1-SVPM2006D-020419	1902084-15A	trans-1,2-Dichloroethene	TO-15	20190204	2.2	UG M3	J	2.4	3
BPS1-SVPM2006D-020419	1902084-15A	Hexane	TO-15	20190204	2.6	UG M3	U	2.1	2.6
BPS1-SVPM2006D-020419	1902084-15A	1,1-Dichloroethane	TO-15	20190204	3	UG M3	U	2.4	3
BPS1-SVPM2006D-020419	1902084-15A	2-Butanone (Methyl Ethyl Ketone)	TO-15	20190204	2.2	UG M3	J	4.4	8.8
BPS1-SVPM2006D-020419	1902084-15A	cis-1,2-Dichloroethene	TO-15	20190204	200	UG M3		2.4	3
BPS1-SVPM2006D-020419	1902084-15A	Tetrahydrofuran	TO-15	20190204	0.98	UG M3	J	1.8	2.2
BPS1-SVPM2006D-020419	1902084-15A	Chloroform	TO-15	20190204	2	UG M3	J	2.9	3.6
BPS1-SVPM2006D-020419	1902084-15A	1,1,1-Trichloroethane	TO-15	20190204	4.1	UG M3	U	3.2	4.1
BPS1-SVPM2006D-020419	1902084-15A	Cyclohexane	TO-15	20190204	2.6	UG M3	U	2	2.6
BPS1-SVPM2006D-020419	1902084-15A	Carbon Tetrachloride	TO-15	20190204	0.82	UG M3	J	3.8	4.7
BPS1-SVPM2006D-020419	1902084-15A	2,2,4-Trimethylpentane	TO-15	20190204	3.5	UG M3	U	2.8	3.5

Sample Name	Lab ID	Analytical Name	Analytical Method	Sample Date	Result	Unit	Qualifier	LOD	LOQ
BPS1-SVPM2006D-020419	1902084-15A	Benzene	TO-15	20190204	2.4	UG M3	U	1.9	2.4
BPS1-SVPM2006D-020419	1902084-15A	1,2-Dichloroethane	TO-15	20190204	3	UG M3	U	2.4	3
BPS1-SVPM2006D-020419	1902084-15A	Heptane	TO-15	20190204	3	UG M3	U	2.4	3
BPS1-SVPM2006D-020419	1902084-15A	Trichloroethene	TO-15	20190204	32	UG M3		3.2	4
BPS1-SVPM2006D-020419	1902084-15A	1,2-Dichloropropane	TO-15	20190204	3.4	UG M3	U	2.8	3.4
BPS1-SVPM2006D-020419	1902084-15A	1,4-Dioxane	TO-15	20190204	11	UG M3	U	5.4	11
BPS1-SVPM2006D-020419	1902084-15A	Bromodichloromethane	TO-15	20190204	5	UG M3	U	4	5
BPS1-SVPM2006D-020419	1902084-15A	cis-1,3-Dichloropropene	TO-15	20190204	3.4	UG M3	U	2.7	3.4
BPS1-SVPM2006D-020419	1902084-15A	4-Methyl-2-pentanone	TO-15	20190204	3	UG M3	U	2.4	3
BPS1-SVPM2006D-020419	1902084-15A	Toluene	TO-15	20190204	2.8	UG M3	U	2.2	2.8
BPS1-SVPM2006D-020419	1902084-15A	trans-1,3-Dichloropropene	TO-15	20190204	3.4	UG M3	U	2.7	3.4
BPS1-SVPM2006D-020419	1902084-15A	1,1,2-Trichloroethane	TO-15	20190204	4.1	UG M3	U	3.2	4.1
BPS1-SVPM2006D-020419	1902084-15A	Tetrachloroethene	TO-15	20190204	1.4	UG M3	J	4	5
BPS1-SVPM2006D-020419	1902084-15A	2-Hexanone	TO-15	20190204	12	UG M3	U	6.1	12
BPS1-SVPM2006D-020419	1902084-15A	Dibromochloromethane	TO-15	20190204	6.3	UG M3	U	5.1	6.3
BPS1-SVPM2006D-020419	1902084-15A	1,2-Dibromoethane (EDB)	TO-15	20190204	5.7	UG M3	U	4.6	5.7
BPS1-SVPM2006D-020419	1902084-15A	Chlorobenzene	TO-15	20190204	3.4	UG M3	U	2.7	3.4
BPS1-SVPM2006D-020419	1902084-15A	Ethyl Benzene	TO-15	20190204	3.2	UG M3	U	2.6	3.2
BPS1-SVPM2006D-020419	1902084-15A	m,p-Xylene	TO-15	20190204	3.2	UG M3	U	2.6	3.2
BPS1-SVPM2006D-020419	1902084-15A	o-Xylene	TO-15	20190204	3.2	UG M3	U	2.6	3.2
BPS1-SVPM2006D-020419	1902084-15A	Styrene	TO-15	20190204	3.2	UG M3	U	2.5	3.2
BPS1-SVPM2006D-020419	1902084-15A	Bromoform	TO-15	20190204	7.7	UG M3	U	6.2	7.7
BPS1-SVPM2006D-020419	1902084-15A	Cumene	TO-15	20190204	3.7	UG M3	U	2.9	3.7
BPS1-SVPM2006D-020419	1902084-15A	1,1,2,2-Tetrachloroethane	TO-15	20190204	5.1	UG M3	U	4.1	5.1
BPS1-SVPM2006D-020419	1902084-15A	Propylbenzene	TO-15	20190204	3.7	UG M3	U	2.9	3.7
BPS1-SVPM2006D-020419	1902084-15A	4-Ethyltoluene	TO-15	20190204	3.7	UG M3	U	2.9	3.7
BPS1-SVPM2006D-020419	1902084-15A	1,3,5-Trimethylbenzene	TO-15	20190204	3.7	UG M3	U	2.9	3.7
BPS1-SVPM2006D-020419	1902084-15A	1,2,4-Trimethylbenzene	TO-15	20190204	3.7	UG M3	U	2.9	3.7
BPS1-SVPM2006D-020419	1902084-15A	1,3-Dichlorobenzene	TO-15	20190204	4.5	UG M3	U	3.6	4.5
BPS1-SVPM2006D-020419	1902084-15A	1,4-Dichlorobenzene	TO-15	20190204	4.5	UG M3	U	3.6	4.5
BPS1-SVPM2006D-020419	1902084-15A	alpha-Chlorotoluene	TO-15	20190204	3.8	UG M3	U	3.1	3.8
BPS1-SVPM2006D-020419	1902084-15A	1,2-Dichlorobenzene	TO-15	20190204	4.5	UG M3	U	3.6	4.5

DATA SUMMARY TABLE

AIR

SDGs: 1902084/1902107

Sample Name	Lab ID	Analytical Name	Analytical Method	Sample Date	Result	Unit	Qualifier	LOD	LOQ
BPS1-SVPM2006D-020419	1902084-15A	1,2,4-Trichlorobenzene	TO-15	20190204	22	UG M3	U	11	22
BPS1-SVPM2006D-020419	1902084-15A	Hexachlorobutadiene	TO-15	20190204	32	UG M3	U	16	32
BPS1-SVPM2007S-020419	1902084-16A	Freon 12	TO-15	20190204	3.6	UG M3	U	2.9	3.6
BPS1-SVPM2007S-020419	1902084-16A	Freon 114	TO-15	20190204	5.1	UG M3	U	4.1	5.1
BPS1-SVPM2007S-020419	1902084-16A	Chloromethane	TO-15	20190204	15	UG M3	U	3	15
BPS1-SVPM2007S-020419	1902084-16A	Vinyl Chloride	TO-15	20190204	1.9	UG M3	U	1.5	1.9
BPS1-SVPM2007S-020419	1902084-16A	1,3-Butadiene	TO-15	20190204	1.6	UG M3	U	1.3	1.6
BPS1-SVPM2007S-020419	1902084-16A	Bromomethane	TO-15	20190204	28	UG M3	U	5.7	28
BPS1-SVPM2007S-020419	1902084-16A	Chloroethane	TO-15	20190204	7.8	UG M3	U	3.9	7.8
BPS1-SVPM2007S-020419	1902084-16A	Freon 11	TO-15	20190204	4.1	UG M3	U	3.3	4.1
BPS1-SVPM2007S-020419	1902084-16A	Ethanol	TO-15	20190204	49	UG M3		2.8	5.5
BPS1-SVPM2007S-020419	1902084-16A	Freon 113	TO-15	20190204	5.6	UG M3	U	4.5	5.6
BPS1-SVPM2007S-020419	1902084-16A	1,1-Dichloroethene	TO-15	20190204	2.9	UG M3	U	2.3	2.9
BPS1-SVPM2007S-020419	1902084-16A	Acetone	TO-15	20190204	17	UG M3	U	3.5	17
BPS1-SVPM2007S-020419	1902084-16A	2-Propanol	TO-15	20190204	1.6	UG M3	J	3.6	7.2
BPS1-SVPM2007S-020419	1902084-16A	Carbon Disulfide	TO-15	20190204	9.2	UG M3	U	5.2	9.2
BPS1-SVPM2007S-020419	1902084-16A	3-Chloropropene	TO-15	20190204	9.2	UG M3	U	4.6	9.2
BPS1-SVPM2007S-020419	1902084-16A	Methylene Chloride	TO-15	20190204	26	UG M3	U	5.1	26
BPS1-SVPM2007S-020419	1902084-16A	Methyl tert-butyl ether	TO-15	20190204	10	UG M3	U	5.3	10
BPS1-SVPM2007S-020419	1902084-16A	trans-1,2-Dichloroethene	TO-15	20190204	2.9	UG M3	U	2.3	2.9
BPS1-SVPM2007S-020419	1902084-16A	Hexane	TO-15	20190204	2.6	UG M3	U	2.1	2.6
BPS1-SVPM2007S-020419	1902084-16A	1,1-Dichloroethane	TO-15	20190204	3	UG M3	U	2.4	3
BPS1-SVPM2007S-020419	1902084-16A	2-Butanone (Methyl Ethyl Ketone)	TO-15	20190204	1.5	UG M3	J	4.3	8.7
BPS1-SVPM2007S-020419	1902084-16A	cis-1,2-Dichloroethene	TO-15	20190204	2.9	UG M3	U	2.3	2.9
BPS1-SVPM2007S-020419	1902084-16A	Tetrahydrofuran	TO-15	20190204	2.2	UG M3	U	1.7	2.2
BPS1-SVPM2007S-020419	1902084-16A	Chloroform	TO-15	20190204	3.6	UG M3	U	2.9	3.6
BPS1-SVPM2007S-020419	1902084-16A	1,1,1-Trichloroethane	TO-15	20190204	4	UG M3	U	3.2	4
BPS1-SVPM2007S-020419	1902084-16A	Cyclohexane	TO-15	20190204	2.5	UG M3	U	2	2.5
BPS1-SVPM2007S-020419	1902084-16A	Carbon Tetrachloride	TO-15	20190204	4.6	UG M3	U	3.7	4.6
BPS1-SVPM2007S-020419	1902084-16A	2,2,4-Trimethylpentane	TO-15	20190204	3.4	UG M3	U	2.7	3.4
BPS1-SVPM2007S-020419	1902084-16A	Benzene	TO-15	20190204	2.3	UG M3	U	1.9	2.3
BPS1-SVPM2007S-020419	1902084-16A	1,2-Dichloroethane	TO-15	20190204	3	UG M3	U	2.4	3

Sample Name	Lab ID	Analytical Name	Analytical Method	Sample Date	Result	Unit	Qualifier	LOD	LOQ
BPS1-SVPM2007S-020419	1902084-16A	Heptane	TO-15	20190204	3	UG M3	U	2.4	3
BPS1-SVPM2007S-020419	1902084-16A	Trichloroethene	TO-15	20190204	0.76	UG M3	J	3.2	4
BPS1-SVPM2007S-020419	1902084-16A	1,2-Dichloropropane	TO-15	20190204	3.4	UG M3	U	2.7	3.4
BPS1-SVPM2007S-020419	1902084-16A	1,4-Dioxane	TO-15	20190204	10	UG M3	U	5.3	10
BPS1-SVPM2007S-020419	1902084-16A	Bromodichloromethane	TO-15	20190204	4.9	UG M3	U	3.9	4.9
BPS1-SVPM2007S-020419	1902084-16A	cis-1,3-Dichloropropene	TO-15	20190204	3.3	UG M3	U	2.7	3.3
BPS1-SVPM2007S-020419	1902084-16A	4-Methyl-2-pentanone	TO-15	20190204	3	UG M3	U	2.4	3
BPS1-SVPM2007S-020419	1902084-16A	Toluene	TO-15	20190204	2.8	UG M3	U	2.2	2.8
BPS1-SVPM2007S-020419	1902084-16A	trans-1,3-Dichloropropene	TO-15	20190204	3.3	UG M3	U	2.7	3.3
BPS1-SVPM2007S-020419	1902084-16A	1,1,2-Trichloroethane	TO-15	20190204	4	UG M3	U	3.2	4
BPS1-SVPM2007S-020419	1902084-16A	Tetrachloroethene	TO-15	20190204	1.1	UG M3	J	4	5
BPS1-SVPM2007S-020419	1902084-16A	2-Hexanone	TO-15	20190204	12	UG M3	U	6	12
BPS1-SVPM2007S-020419	1902084-16A	Dibromochloromethane	TO-15	20190204	6.3	UG M3	U	5	6.3
BPS1-SVPM2007S-020419	1902084-16A	1,2-Dibromoethane (EDB)	TO-15	20190204	5.6	UG M3	U	4.5	5.6
BPS1-SVPM2007S-020419	1902084-16A	Chlorobenzene	TO-15	20190204	3.4	UG M3	U	2.7	3.4
BPS1-SVPM2007S-020419	1902084-16A	Ethyl Benzene	TO-15	20190204	3.2	UG M3	U	2.6	3.2
BPS1-SVPM2007S-020419	1902084-16A	m,p-Xylene	TO-15	20190204	3.2	UG M3	U	2.6	3.2
BPS1-SVPM2007S-020419	1902084-16A	o-Xylene	TO-15	20190204	3.2	UG M3	U	2.6	3.2
BPS1-SVPM2007S-020419	1902084-16A	Styrene	TO-15	20190204	3.1	UG M3	U	2.5	3.1
BPS1-SVPM2007S-020419	1902084-16A	Bromoform	TO-15	20190204	7.6	UG M3	U	6.1	7.6
BPS1-SVPM2007S-020419	1902084-16A	Cumene	TO-15	20190204	3.6	UG M3	U	2.9	3.6
BPS1-SVPM2007S-020419	1902084-16A	1,1,2,2-Tetrachloroethane	TO-15	20190204	5	UG M3	U	4	5
BPS1-SVPM2007S-020419	1902084-16A	Propylbenzene	TO-15	20190204	3.6	UG M3	U	2.9	3.6
BPS1-SVPM2007S-020419	1902084-16A	4-Ethyltoluene	TO-15	20190204	3.6	UG M3	U	2.9	3.6
BPS1-SVPM2007S-020419	1902084-16A	1,3,5-Trimethylbenzene	TO-15	20190204	3.6	UG M3	U	2.9	3.6
BPS1-SVPM2007S-020419	1902084-16A	1,2,4-Trimethylbenzene	TO-15	20190204	3.6	UG M3	U	2.9	3.6
BPS1-SVPM2007S-020419	1902084-16A	1,3-Dichlorobenzene	TO-15	20190204	4.4	UG M3	U	3.5	4.4
BPS1-SVPM2007S-020419	1902084-16A	1,4-Dichlorobenzene	TO-15	20190204	4.4	UG M3	U	3.5	4.4
BPS1-SVPM2007S-020419	1902084-16A	alpha-Chlorotoluene	TO-15	20190204	3.8	UG M3	U	3	3.8
BPS1-SVPM2007S-020419	1902084-16A	1,2-Dichlorobenzene	TO-15	20190204	4.4	UG M3	U	3.5	4.4
BPS1-SVPM2007S-020419	1902084-16A	1,2,4-Trichlorobenzene	TO-15	20190204	22	UG M3	U	11	22
BPS1-SVPM2007S-020419	1902084-16A	Hexachlorobutadiene	TO-15	20190204	31	UG M3	U	16	31

Sample Name	Lab ID	Analytical Name	Analytical Method	Sample Date	Result	Unit	Qualifier	LOD	LOQ
BPS1-SVPM2007I-020419	1902084-17A	Freon 12	TO-15	20190204	4.2	UG M3	U	2.9	3.6
BPS1-SVPM2007I-020419	1902084-17A	Freon 114	TO-15	20190204	5.1	UG M3	U	4.1	5.1
BPS1-SVPM2007I-020419	1902084-17A	Chloromethane	TO-15	20190204	15	UG M3	U	3	15
BPS1-SVPM2007I-020419	1902084-17A	Vinyl Chloride	TO-15	20190204	1.9	UG M3	U	1.5	1.9
BPS1-SVPM2007I-020419	1902084-17A	1,3-Butadiene	TO-15	20190204	1.6	UG M3	U	1.3	1.6
BPS1-SVPM2007I-020419	1902084-17A	Bromomethane	TO-15	20190204	28	UG M3	U	5.7	28
BPS1-SVPM2007I-020419	1902084-17A	Chloroethane	TO-15	20190204	7.7	UG M3	U	3.8	7.7
BPS1-SVPM2007I-020419	1902084-17A	Freon 11	TO-15	20190204	4.1	UG M3	U	3.3	4.1
BPS1-SVPM2007I-020419	1902084-17A	Ethanol	TO-15	20190204	120	UG M3	J	2.8	5.5
BPS1-SVPM2007I-020419	1902084-17A	Freon 113	TO-15	20190204	5.6	UG M3	U	4.5	5.6
BPS1-SVPM2007I-020419	1902084-17A	1,1-Dichloroethene	TO-15	20190204	2.9	UG M3	U	2.3	2.9
BPS1-SVPM2007I-020419	1902084-17A	Acetone	TO-15	20190204	17	UG M3	U	3.5	17
BPS1-SVPM2007I-020419	1902084-17A	2-Propanol	TO-15	20190204	1.7	UG M3	J	3.6	7.2
BPS1-SVPM2007I-020419	1902084-17A	Carbon Disulfide	TO-15	20190204	9.1	UG M3	U	5.2	9.1
BPS1-SVPM2007I-020419	1902084-17A	3-Chloropropene	TO-15	20190204	9.1	UG M3	U	4.6	9.1
BPS1-SVPM2007I-020419	1902084-17A	Methylene Chloride	TO-15	20190204	25	UG M3	U	5.1	25
BPS1-SVPM2007I-020419	1902084-17A	Methyl tert-butyl ether	TO-15	20190204	10	UG M3	U	5.3	10
BPS1-SVPM2007I-020419	1902084-17A	trans-1,2-Dichloroethene	TO-15	20190204	2.9	UG M3	U	2.3	2.9
BPS1-SVPM2007I-020419	1902084-17A	Hexane	TO-15	20190204	2.6	UG M3	U	2	2.6
BPS1-SVPM2007I-020419	1902084-17A	1,1-Dichloroethane	TO-15	20190204	3	UG M3	U	2.4	3
BPS1-SVPM2007I-020419	1902084-17A	2-Butanone (Methyl Ethyl Ketone)	TO-15	20190204	1.7	UG M3	J	4.3	8.6
BPS1-SVPM2007I-020419	1902084-17A	cis-1,2-Dichloroethene	TO-15	20190204	2.9	UG M3	U	2.3	2.9
BPS1-SVPM2007I-020419	1902084-17A	Tetrahydrofuran	TO-15	20190204	2.2	UG M3	U	1.7	2.2
BPS1-SVPM2007I-020419	1902084-17A	Chloroform	TO-15	20190204	0.86	UG M3	J	2.8	3.6
BPS1-SVPM2007I-020419	1902084-17A	1,1,1-Trichloroethane	TO-15	20190204	4	UG M3	UJ	3.2	4
BPS1-SVPM2007I-020419	1902084-17A	Cyclohexane	TO-15	20190204	2.5	UG M3	U	2	2.5
BPS1-SVPM2007I-020419	1902084-17A	Carbon Tetrachloride	TO-15	20190204	4.6	UG M3	U	3.7	4.6
BPS1-SVPM2007I-020419	1902084-17A	2,2,4-Trimethylpentane	TO-15	20190204	3.4	UG M3	U	2.7	3.4
BPS1-SVPM2007I-020419	1902084-17A	Benzene	TO-15	20190204	2.3	UG M3	U	1.9	2.3
BPS1-SVPM2007I-020419	1902084-17A	1,2-Dichloroethane	TO-15	20190204	3	UG M3	U	2.4	3
BPS1-SVPM2007I-020419	1902084-17A	Heptane	TO-15	20190204	3	UG M3	U	2.4	3
BPS1-SVPM2007I-020419	1902084-17A	Trichloroethene	TO-15	20190204	3.9	UG M3	U	3.1	3.9

DATA SUMMARY TABLE

AIR

SDGs: 1902084/1902107

Sample Name	Lab ID	Analytical Name	Analytical Method	Sample Date	Result	Unit	Qualifier	LOD	LOQ
BPS1-SVPM2007I-020419	1902084-17A	1,2-Dichloropropane	TO-15	20190204	3.4	UG M3	U	2.7	3.4
BPS1-SVPM2007I-020419	1902084-17A	1,4-Dioxane	TO-15	20190204	10	UG M3	U	5.3	10
BPS1-SVPM2007I-020419	1902084-17A	Bromodichloromethane	TO-15	20190204	4.9	UG M3	U	3.9	4.9
BPS1-SVPM2007I-020419	1902084-17A	cis-1,3-Dichloropropene	TO-15	20190204	3.3	UG M3	U	2.6	3.3
BPS1-SVPM2007I-020419	1902084-17A	4-Methyl-2-pentanone	TO-15	20190204	3	UG M3	U	2.4	3
BPS1-SVPM2007I-020419	1902084-17A	Toluene	TO-15	20190204	2.8	UG M3	U	2.2	2.8
BPS1-SVPM2007I-020419	1902084-17A	trans-1,3-Dichloropropene	TO-15	20190204	3.3	UG M3	U	2.6	3.3
BPS1-SVPM2007I-020419	1902084-17A	1,1,2-Trichloroethane	TO-15	20190204	4	UG M3	U	3.2	4
BPS1-SVPM2007I-020419	1902084-17A	Tetrachloroethene	TO-15	20190204	1.5	UG M3	J	4	5
BPS1-SVPM2007I-020419	1902084-17A	2-Hexanone	TO-15	20190204	12	UG M3	U	6	12
BPS1-SVPM2007I-020419	1902084-17A	Dibromochloromethane	TO-15	20190204	6.2	UG M3	U	5	6.2
BPS1-SVPM2007I-020419	1902084-17A	1,2-Dibromoethane (EDB)	TO-15	20190204	5.6	UG M3	U	4.5	5.6
BPS1-SVPM2007I-020419	1902084-17A	Chlorobenzene	TO-15	20190204	3.4	UG M3	U	2.7	3.4
BPS1-SVPM2007I-020419	1902084-17A	Ethyl Benzene	TO-15	20190204	3.2	UG M3	U	2.5	3.2
BPS1-SVPM2007I-020419	1902084-17A	m,p-Xylene	TO-15	20190204	3.2	UG M3	U	2.5	3.2
BPS1-SVPM2007I-020419	1902084-17A	o-Xylene	TO-15	20190204	3.2	UG M3	U	2.5	3.2
BPS1-SVPM2007I-020419	1902084-17A	Styrene	TO-15	20190204	3.1	UG M3	U	2.5	3.1
BPS1-SVPM2007I-020419	1902084-17A	Bromoform	TO-15	20190204	7.5	UG M3	U	6	7.5
BPS1-SVPM2007I-020419	1902084-17A	Cumene	TO-15	20190204	3.6	UG M3	U	2.9	3.6
BPS1-SVPM2007I-020419	1902084-17A	1,1,2,2-Tetrachloroethane	TO-15	20190204	5	UG M3	U	4	5
BPS1-SVPM2007I-020419	1902084-17A	Propylbenzene	TO-15	20190204	3.6	UG M3	U	2.9	3.6
BPS1-SVPM2007I-020419	1902084-17A	4-Ethyltoluene	TO-15	20190204	3.6	UG M3	U	2.9	3.6
BPS1-SVPM2007I-020419	1902084-17A	1,3,5-Trimethylbenzene	TO-15	20190204	3.6	UG M3	U	2.9	3.6
BPS1-SVPM2007I-020419	1902084-17A	1,2,4-Trimethylbenzene	TO-15	20190204	3.6	UG M3	U	2.9	3.6
BPS1-SVPM2007I-020419	1902084-17A	1,3-Dichlorobenzene	TO-15	20190204	4.4	UG M3	U	3.5	4.4
BPS1-SVPM2007I-020419	1902084-17A	1,4-Dichlorobenzene	TO-15	20190204	4.4	UG M3	U	3.5	4.4
BPS1-SVPM2007I-020419	1902084-17A	alpha-Chlorotoluene	TO-15	20190204	3.8	UG M3	U	3	3.8
BPS1-SVPM2007I-020419	1902084-17A	1,2-Dichlorobenzene	TO-15	20190204	4.4	UG M3	U	3.5	4.4
BPS1-SVPM2007I-020419	1902084-17A	1,2,4-Trichlorobenzene	TO-15	20190204	22	UG M3	U	11	22
BPS1-SVPM2007I-020419	1902084-17A	Hexachlorobutadiene	TO-15	20190204	31	UG M3	U	16	31
BPS1-SVPM2007D-020419	1902084-18A	Freon 12	TO-15	20190204	7.3	UG M3	U	3.1	3.9
BPS1-SVPM2007D-020419	1902084-18A	Freon 114	TO-15	20190204	5.5	UG M3	U	4.4	5.5

Sample Name	Lab ID	Analytical Name	Analytical Method	Sample Date	Result	Unit	Qualifier	LOD	LOQ
BPS1-SVPM2007D-020419	1902084-18A	Chloromethane	TO-15	20190204	16	UG M3	U	3.3	16
BPS1-SVPM2007D-020419	1902084-18A	Vinyl Chloride	TO-15	20190204	2	UG M3	U	1.6	2
BPS1-SVPM2007D-020419	1902084-18A	1,3-Butadiene	TO-15	20190204	1.7	UG M3	U	1.4	1.7
BPS1-SVPM2007D-020419	1902084-18A	Bromomethane	TO-15	20190204	31	UG M3	U	6.1	31
BPS1-SVPM2007D-020419	1902084-18A	Chloroethane	TO-15	20190204	8.3	UG M3	U	4.2	8.3
BPS1-SVPM2007D-020419	1902084-18A	Freon 11	TO-15	20190204	4.4	UG M3	U	3.6	4.4
BPS1-SVPM2007D-020419	1902084-18A	Ethanol	TO-15	20190204	130	UG M3		3	6
BPS1-SVPM2007D-020419	1902084-18A	Freon 113	TO-15	20190204	6	UG M3	U	4.8	6
BPS1-SVPM2007D-020419	1902084-18A	1,1-Dichloroethene	TO-15	20190204	3.1	UG M3	U	2.5	3.1
BPS1-SVPM2007D-020419	1902084-18A	Acetone	TO-15	20190204	19	UG M3	U	3.8	19
BPS1-SVPM2007D-020419	1902084-18A	2-Propanol	TO-15	20190204	1.9	UG M3	J	3.9	7.8
BPS1-SVPM2007D-020419	1902084-18A	Carbon Disulfide	TO-15	20190204	9.8	UG M3	U	5.6	9.8
BPS1-SVPM2007D-020419	1902084-18A	3-Chloropropene	TO-15	20190204	9.9	UG M3	U	4.9	9.9
BPS1-SVPM2007D-020419	1902084-18A	Methylene Chloride	TO-15	20190204	27	UG M3	U	5.5	27
BPS1-SVPM2007D-020419	1902084-18A	Methyl tert-butyl ether	TO-15	20190204	11	UG M3	U	5.7	11
BPS1-SVPM2007D-020419	1902084-18A	trans-1,2-Dichloroethene	TO-15	20190204	3.1	UG M3	U	2.5	3.1
BPS1-SVPM2007D-020419	1902084-18A	Hexane	TO-15	20190204	2.8	UG M3	U	2.2	2.8
BPS1-SVPM2007D-020419	1902084-18A	1,1-Dichloroethane	TO-15	20190204	3.2	UG M3	U	2.6	3.2
BPS1-SVPM2007D-020419	1902084-18A	2-Butanone (Methyl Ethyl Ketone)	TO-15	20190204	2	UG M3	J	4.6	9.3
BPS1-SVPM2007D-020419	1902084-18A	cis-1,2-Dichloroethene	TO-15	20190204	3.1	UG M3	U	2.5	3.1
BPS1-SVPM2007D-020419	1902084-18A	Tetrahydrofuran	TO-15	20190204	0.96	UG M3	J	1.9	2.3
BPS1-SVPM2007D-020419	1902084-18A	Chloroform	TO-15	20190204	2.5	UG M3	J	3.1	3.8
BPS1-SVPM2007D-020419	1902084-18A	1,1,1-Trichloroethane	TO-15	20190204	0.81	UG M3	J	3.4	4.3
BPS1-SVPM2007D-020419	1902084-18A	Cyclohexane	TO-15	20190204	2.7	UG M3	U	2.2	2.7
BPS1-SVPM2007D-020419	1902084-18A	Carbon Tetrachloride	TO-15	20190204	5	UG M3	U	4	5
BPS1-SVPM2007D-020419	1902084-18A	2,2,4-Trimethylpentane	TO-15	20190204	3.7	UG M3	U	3	3.7
BPS1-SVPM2007D-020419	1902084-18A	Benzene	TO-15	20190204	2.5	UG M3	U	2	2.5
BPS1-SVPM2007D-020419	1902084-18A	1,2-Dichloroethane	TO-15	20190204	3.2	UG M3	U	2.6	3.2
BPS1-SVPM2007D-020419	1902084-18A	Heptane	TO-15	20190204	3.2	UG M3	U	2.6	3.2
BPS1-SVPM2007D-020419	1902084-18A	Trichloroethene	TO-15	20190204	1	UG M3	J	3.4	4.2
BPS1-SVPM2007D-020419	1902084-18A	1,2-Dichloropropane	TO-15	20190204	3.6	UG M3	U	2.9	3.6
BPS1-SVPM2007D-020419	1902084-18A	1,4-Dioxane	TO-15	20190204	11	UG M3	U	5.7	11

DATA SUMMARY TABLE

AIR

SDGs: 1902084/1902107

Sample Name	Lab ID	Analytical Name	Analytical Method	Sample Date	Result	Unit	Qualifier	LOD	LOQ
BPS1-SVPM2007D-020419	1902084-18A	Bromodichloromethane	TO-15	20190204	5.3	UG M3	U	4.2	5.3
BPS1-SVPM2007D-020419	1902084-18A	cis-1,3-Dichloropropene	TO-15	20190204	3.6	UG M3	U	2.9	3.6
BPS1-SVPM2007D-020419	1902084-18A	4-Methyl-2-pentanone	TO-15	20190204	3.2	UG M3	U	2.6	3.2
BPS1-SVPM2007D-020419	1902084-18A	Toluene	TO-15	20190204	3	UG M3	U	2.4	3
BPS1-SVPM2007D-020419	1902084-18A	trans-1,3-Dichloropropene	TO-15	20190204	3.6	UG M3	U	2.9	3.6
BPS1-SVPM2007D-020419	1902084-18A	1,1,2-Trichloroethane	TO-15	20190204	4.3	UG M3	U	3.4	4.3
BPS1-SVPM2007D-020419	1902084-18A	Tetrachloroethene	TO-15	20190204	5.4	UG M3	U	4.3	5.4
BPS1-SVPM2007D-020419	1902084-18A	2-Hexanone	TO-15	20190204	13	UG M3	U	6.5	13
BPS1-SVPM2007D-020419	1902084-18A	Dibromochloromethane	TO-15	20190204	6.7	UG M3	U	5.4	6.7
BPS1-SVPM2007D-020419	1902084-18A	1,2-Dibromoethane (EDB)	TO-15	20190204	6.1	UG M3	U	4.8	6.1
BPS1-SVPM2007D-020419	1902084-18A	Chlorobenzene	TO-15	20190204	3.6	UG M3	U	2.9	3.6
BPS1-SVPM2007D-020419	1902084-18A	Ethyl Benzene	TO-15	20190204	3.4	UG M3	U	2.7	3.4
BPS1-SVPM2007D-020419	1902084-18A	m,p-Xylene	TO-15	20190204	3.4	UG M3	U	2.7	3.4
BPS1-SVPM2007D-020419	1902084-18A	o-Xylene	TO-15	20190204	3.4	UG M3	U	2.7	3.4
BPS1-SVPM2007D-020419	1902084-18A	Styrene	TO-15	20190204	3.4	UG M3	U	2.7	3.4
BPS1-SVPM2007D-020419	1902084-18A	Bromoform	TO-15	20190204	8.2	UG M3	U	6.5	8.2
BPS1-SVPM2007D-020419	1902084-18A	Cumene	TO-15	20190204	3.9	UG M3	U	3.1	3.9
BPS1-SVPM2007D-020419	1902084-18A	1,1,2,2-Tetrachloroethane	TO-15	20190204	5.4	UG M3	U	4.3	5.4
BPS1-SVPM2007D-020419	1902084-18A	Propylbenzene	TO-15	20190204	3.9	UG M3	U	3.1	3.9
BPS1-SVPM2007D-020419	1902084-18A	4-Ethyltoluene	TO-15	20190204	3.9	UG M3	U	3.1	3.9
BPS1-SVPM2007D-020419	1902084-18A	1,3,5-Trimethylbenzene	TO-15	20190204	3.9	UG M3	U	3.1	3.9
BPS1-SVPM2007D-020419	1902084-18A	1,2,4-Trimethylbenzene	TO-15	20190204	3.9	UG M3	U	3.1	3.9
BPS1-SVPM2007D-020419	1902084-18A	1,3-Dichlorobenzene	TO-15	20190204	4.8	UG M3	U	3.8	4.8
BPS1-SVPM2007D-020419	1902084-18A	1,4-Dichlorobenzene	TO-15	20190204	4.8	UG M3	U	3.8	4.8
BPS1-SVPM2007D-020419	1902084-18A	alpha-Chlorotoluene	TO-15	20190204	4.1	UG M3	U	3.3	4.1
BPS1-SVPM2007D-020419	1902084-18A	1,2-Dichlorobenzene	TO-15	20190204	4.7	UG M3	U	3.8	4.7
BPS1-SVPM2007D-020419	1902084-18A	1,2,4-Trichlorobenzene	TO-15	20190204	23	UG M3	U	12	23
BPS1-SVPM2007D-020419	1902084-18A	Hexachlorobutadiene	TO-15	20190204	34	UG M3	U	17	34
BPS1-DUP01-020419	1902084-19A	Freon 12	TO-15	20190204	3.6	UG M3	U	2.9	3.6
BPS1-DUP01-020419	1902084-19A	Freon 114	TO-15	20190204	5.1	UG M3	U	4.1	5.1
BPS1-DUP01-020419	1902084-19A	Chloromethane	TO-15	20190204	15	UG M3	U	3	15
BPS1-DUP01-020419	1902084-19A	Vinyl Chloride	TO-15	20190204	1.9	UG M3	U	1.5	1.9

DATA SUMMARY TABLE

AIR

SDGs: 1902084/1902107

Sample Name	Lab ID	Analytical Name	Analytical Method	Sample Date	Result	Unit	Qualifier	LOD	LOQ
BPS1-DUP01-020419	1902084-19A	1,3-Butadiene	TO-15	20190204	1.6	UG M3	U	1.3	1.6
BPS1-DUP01-020419	1902084-19A	Bromomethane	TO-15	20190204	28	UG M3	U	5.7	28
BPS1-DUP01-020419	1902084-19A	Chloroethane	TO-15	20190204	7.7	UG M3	U	3.8	7.7
BPS1-DUP01-020419	1902084-19A	Freon 11	TO-15	20190204	4.1	UG M3	U	3.3	4.1
BPS1-DUP01-020419	1902084-19A	Ethanol	TO-15	20190204	14	UG M3	J	2.8	5.5
BPS1-DUP01-020419	1902084-19A	Freon 113	TO-15	20190204	5.6	UG M3	U	4.5	5.6
BPS1-DUP01-020419	1902084-19A	1,1-Dichloroethene	TO-15	20190204	2.9	UG M3	U	2.3	2.9
BPS1-DUP01-020419	1902084-19A	Acetone	TO-15	20190204	17	UG M3	U	3.5	17
BPS1-DUP01-020419	1902084-19A	2-Propanol	TO-15	20190204	7.2	UG M3	UJ	3.6	7.2
BPS1-DUP01-020419	1902084-19A	Carbon Disulfide	TO-15	20190204	9.1	UG M3	U	5.2	9.1
BPS1-DUP01-020419	1902084-19A	3-Chloropropene	TO-15	20190204	9.1	UG M3	U	4.6	9.1
BPS1-DUP01-020419	1902084-19A	Methylene Chloride	TO-15	20190204	25	UG M3	U	5.1	25
BPS1-DUP01-020419	1902084-19A	Methyl tert-butyl ether	TO-15	20190204	10	UG M3	U	5.3	10
BPS1-DUP01-020419	1902084-19A	trans-1,2-Dichloroethene	TO-15	20190204	2.9	UG M3	U	2.3	2.9
BPS1-DUP01-020419	1902084-19A	Hexane	TO-15	20190204	2.6	UG M3	U	2	2.6
BPS1-DUP01-020419	1902084-19A	1,1-Dichloroethane	TO-15	20190204	3	UG M3	U	2.4	3
BPS1-DUP01-020419	1902084-19A	2-Butanone (Methyl Ethyl Ketone)	TO-15	20190204	8.6	UG M3	U	4.3	8.6
BPS1-DUP01-020419	1902084-19A	cis-1,2-Dichloroethene	TO-15	20190204	2.9	UG M3	U	2.3	2.9
BPS1-DUP01-020419	1902084-19A	Tetrahydrofuran	TO-15	20190204	2.2	UG M3	U	1.7	2.2
BPS1-DUP01-020419	1902084-19A	Chloroform	TO-15	20190204	1.6	UG M3	J	2.8	3.6
BPS1-DUP01-020419	1902084-19A	1,1,1-Trichloroethane	TO-15	20190204	4	UG M3	U	3.2	4
BPS1-DUP01-020419	1902084-19A	Cyclohexane	TO-15	20190204	2.5	UG M3	U	2	2.5
BPS1-DUP01-020419	1902084-19A	Carbon Tetrachloride	TO-15	20190204	4.6	UG M3	U	3.7	4.6
BPS1-DUP01-020419	1902084-19A	2,2,4-Trimethylpentane	TO-15	20190204	3.4	UG M3	U	2.7	3.4
BPS1-DUP01-020419	1902084-19A	Benzene	TO-15	20190204	2.3	UG M3	U	1.9	2.3
BPS1-DUP01-020419	1902084-19A	1,2-Dichloroethane	TO-15	20190204	3	UG M3	U	2.4	3
BPS1-DUP01-020419	1902084-19A	Heptane	TO-15	20190204	3	UG M3	U	2.4	3
BPS1-DUP01-020419	1902084-19A	Trichloroethene	TO-15	20190204	3.9	UG M3	UJ	3.1	3.9
BPS1-DUP01-020419	1902084-19A	1,2-Dichloropropane	TO-15	20190204	3.4	UG M3	U	2.7	3.4
BPS1-DUP01-020419	1902084-19A	1,4-Dioxane	TO-15	20190204	10	UG M3	U	5.3	10
BPS1-DUP01-020419	1902084-19A	Bromodichloromethane	TO-15	20190204	4.9	UG M3	U	3.9	4.9
BPS1-DUP01-020419	1902084-19A	cis-1,3-Dichloropropene	TO-15	20190204	3.3	UG M3	U	2.6	3.3

DATA SUMMARY TABLE

AIR

SDGs: 1902084/1902107

Sample Name	Lab ID	Analytical Name	Analytical Method	Sample Date	Result	Unit	Qualifier	LOD	LOQ
BPS1-DUP01-020419	1902084-19A	4-Methyl-2-pentanone	TO-15	20190204	3	UG M3	U	2.4	3
BPS1-DUP01-020419	1902084-19A	Toluene	TO-15	20190204	2.8	UG M3	U	2.2	2.8
BPS1-DUP01-020419	1902084-19A	trans-1,3-Dichloropropene	TO-15	20190204	3.3	UG M3	U	2.6	3.3
BPS1-DUP01-020419	1902084-19A	1,1,2-Trichloroethane	TO-15	20190204	4	UG M3	U	3.2	4
BPS1-DUP01-020419	1902084-19A	Tetrachloroethene	TO-15	20190204	5	UG M3	UJ	4	5
BPS1-DUP01-020419	1902084-19A	2-Hexanone	TO-15	20190204	12	UG M3	U	6	12
BPS1-DUP01-020419	1902084-19A	Dibromochloromethane	TO-15	20190204	6.2	UG M3	U	5	6.2
BPS1-DUP01-020419	1902084-19A	1,2-Dibromoethane (EDB)	TO-15	20190204	5.6	UG M3	U	4.5	5.6
BPS1-DUP01-020419	1902084-19A	Chlorobenzene	TO-15	20190204	3.4	UG M3	U	2.7	3.4
BPS1-DUP01-020419	1902084-19A	Ethyl Benzene	TO-15	20190204	3.2	UG M3	U	2.5	3.2
BPS1-DUP01-020419	1902084-19A	m,p-Xylene	TO-15	20190204	3.2	UG M3	U	2.5	3.2
BPS1-DUP01-020419	1902084-19A	o-Xylene	TO-15	20190204	3.2	UG M3	U	2.5	3.2
BPS1-DUP01-020419	1902084-19A	Styrene	TO-15	20190204	3.1	UG M3	U	2.5	3.1
BPS1-DUP01-020419	1902084-19A	Bromoform	TO-15	20190204	7.5	UG M3	U	6	7.5
BPS1-DUP01-020419	1902084-19A	Cumene	TO-15	20190204	3.6	UG M3	U	2.9	3.6
BPS1-DUP01-020419	1902084-19A	1,1,2,2-Tetrachloroethane	TO-15	20190204	5	UG M3	U	4	5
BPS1-DUP01-020419	1902084-19A	Propylbenzene	TO-15	20190204	3.6	UG M3	U	2.9	3.6
BPS1-DUP01-020419	1902084-19A	4-Ethyltoluene	TO-15	20190204	3.6	UG M3	U	2.9	3.6
BPS1-DUP01-020419	1902084-19A	1,3,5-Trimethylbenzene	TO-15	20190204	3.6	UG M3	U	2.9	3.6
BPS1-DUP01-020419	1902084-19A	1,2,4-Trimethylbenzene	TO-15	20190204	3.6	UG M3	U	2.9	3.6
BPS1-DUP01-020419	1902084-19A	1,3-Dichlorobenzene	TO-15	20190204	4.4	UG M3	U	3.5	4.4
BPS1-DUP01-020419	1902084-19A	1,4-Dichlorobenzene	TO-15	20190204	4.4	UG M3	U	3.5	4.4
BPS1-DUP01-020419	1902084-19A	alpha-Chlorotoluene	TO-15	20190204	3.8	UG M3	U	3	3.8
BPS1-DUP01-020419	1902084-19A	1,2-Dichlorobenzene	TO-15	20190204	4.4	UG M3	U	3.5	4.4
BPS1-DUP01-020419	1902084-19A	1,2,4-Trichlorobenzene	TO-15	20190204	22	UG M3	U	11	22
BPS1-DUP01-020419	1902084-19A	Hexachlorobutadiene	TO-15	20190204	31	UG M3	U	16	31
BPS1-DUP02-020419	1902084-20A	Freon 12	TO-15	20190204	4	UG M3	U	2.8	3.5
BPS1-DUP02-020419	1902084-20A	Freon 114	TO-15	20190204	4.9	UG M3	U	3.9	4.9
BPS1-DUP02-020419	1902084-20A	Chloromethane	TO-15	20190204	14	UG M3	U	2.9	14
BPS1-DUP02-020419	1902084-20A	Vinyl Chloride	TO-15	20190204	1.8	UG M3	U	1.4	1.8
BPS1-DUP02-020419	1902084-20A	1,3-Butadiene	TO-15	20190204	1.5	UG M3	U	1.2	1.5
BPS1-DUP02-020419	1902084-20A	Bromomethane	TO-15	20190204	27	UG M3	U	5.4	27

DATA SUMMARY TABLE

AIR

SDGs: 1902084/1902107

Sample Name	Lab ID	Analytical Name	Analytical Method	Sample Date	Result	Unit	Qualifier	LOD	LOQ
BPS1-DUP02-020419	1902084-20A	Chloroethane	TO-15	20190204	7.4	UG M3	U	3.7	7.4
BPS1-DUP02-020419	1902084-20A	Freon 11	TO-15	20190204	3.9	UG M3	U	3.1	3.9
BPS1-DUP02-020419	1902084-20A	Ethanol	TO-15	20190204	5.8	UG M3	UJ	2.6	5.3
BPS1-DUP02-020419	1902084-20A	Freon 113	TO-15	20190204	5.4	UG M3	U	4.3	5.4
BPS1-DUP02-020419	1902084-20A	1,1-Dichloroethene	TO-15	20190204	2.8	UG M3	U	2.2	2.8
BPS1-DUP02-020419	1902084-20A	Acetone	TO-15	20190204	17	UG M3	U	3.3	17
BPS1-DUP02-020419	1902084-20A	2-Propanol	TO-15	20190204	6.9	UG M3	UJ	3.4	6.9
BPS1-DUP02-020419	1902084-20A	Carbon Disulfide	TO-15	20190204	8.7	UG M3	U	5	8.7
BPS1-DUP02-020419	1902084-20A	3-Chloropropene	TO-15	20190204	8.8	UG M3	U	4.4	8.8
BPS1-DUP02-020419	1902084-20A	Methylene Chloride	TO-15	20190204	24	UG M3	U	4.9	24
BPS1-DUP02-020419	1902084-20A	Methyl tert-butyl ether	TO-15	20190204	10	UG M3	U	5	10
BPS1-DUP02-020419	1902084-20A	trans-1,2-Dichloroethene	TO-15	20190204	2.8	UG M3	U	2.2	2.8
BPS1-DUP02-020419	1902084-20A	Hexane	TO-15	20190204	2.5	UG M3	U	2	2.5
BPS1-DUP02-020419	1902084-20A	1,1-Dichloroethane	TO-15	20190204	2.8	UG M3	U	2.3	2.8
BPS1-DUP02-020419	1902084-20A	2-Butanone (Methyl Ethyl Ketone)	TO-15	20190204	8.2	UG M3	UJ	4.1	8.2
BPS1-DUP02-020419	1902084-20A	cis-1,2-Dichloroethene	TO-15	20190204	2.8	UG M3	U	2.2	2.8
BPS1-DUP02-020419	1902084-20A	Tetrahydrofuran	TO-15	20190204	2.1	UG M3	U	1.6	2.1
BPS1-DUP02-020419	1902084-20A	Chloroform	TO-15	20190204	0.98	UG M3	J	2.7	3.4
BPS1-DUP02-020419	1902084-20A	1,1,1-Trichloroethane	TO-15	20190204	0.6	UG M3	J	3	3.8
BPS1-DUP02-020419	1902084-20A	Cyclohexane	TO-15	20190204	2.4	UG M3	U	1.9	2.4
BPS1-DUP02-020419	1902084-20A	Carbon Tetrachloride	TO-15	20190204	4.4	UG M3	U	3.5	4.4
BPS1-DUP02-020419	1902084-20A	2,2,4-Trimethylpentane	TO-15	20190204	3.3	UG M3	U	2.6	3.3
BPS1-DUP02-020419	1902084-20A	Benzene	TO-15	20190204	2.2	UG M3	U	1.8	2.2
BPS1-DUP02-020419	1902084-20A	1,2-Dichloroethane	TO-15	20190204	2.8	UG M3	U	2.3	2.8
BPS1-DUP02-020419	1902084-20A	Heptane	TO-15	20190204	2.9	UG M3	U	2.3	2.9
BPS1-DUP02-020419	1902084-20A	Trichloroethene	TO-15	20190204	3.8	UG M3	U	3	3.8
BPS1-DUP02-020419	1902084-20A	1,2-Dichloropropane	TO-15	20190204	3.2	UG M3	U	2.6	3.2
BPS1-DUP02-020419	1902084-20A	1,4-Dioxane	TO-15	20190204	10	UG M3	U	5	10
BPS1-DUP02-020419	1902084-20A	Bromodichloromethane	TO-15	20190204	4.7	UG M3	U	3.8	4.7
BPS1-DUP02-020419	1902084-20A	cis-1,3-Dichloropropene	TO-15	20190204	3.2	UG M3	U	2.5	3.2
BPS1-DUP02-020419	1902084-20A	4-Methyl-2-pentanone	TO-15	20190204	2.9	UG M3	U	2.3	2.9
BPS1-DUP02-020419	1902084-20A	Toluene	TO-15	20190204	2.6	UG M3	U	2.1	2.6



NWIRP BETHPAGE, BETHPAGE, NY

SITE 1

DATA SUMMARY TABLE

AIR

SDGs: 1902084/1902107

Sample Name	Lab ID	Analytical Name	Analytical Method	Sample Date	Result	Unit	Qualifier	LOD	LOQ
BPS1-DUP02-020419	1902084-20A	trans-1,3-Dichloropropene	TO-15	20190204	3.2	UG M3	U	2.5	3.2
BPS1-DUP02-020419	1902084-20A	1,1,2-Trichloroethane	TO-15	20190204	3.8	UG M3	U	3	3.8
BPS1-DUP02-020419	1902084-20A	Tetrachloroethene	TO-15	20190204	2	UG M3	J	3.8	4.7
BPS1-DUP02-020419	1902084-20A	2-Hexanone	TO-15	20190204	11	UG M3	U	5.7	11
BPS1-DUP02-020419	1902084-20A	Dibromochloromethane	TO-15	20190204	6	UG M3	U	4.8	6
BPS1-DUP02-020419	1902084-20A	1,2-Dibromoethane (EDB)	TO-15	20190204	5.4	UG M3	U	4.3	5.4
BPS1-DUP02-020419	1902084-20A	Chlorobenzene	TO-15	20190204	3.2	UG M3	U	2.6	3.2
BPS1-DUP02-020419	1902084-20A	Ethyl Benzene	TO-15	20190204	3	UG M3	U	2.4	3
BPS1-DUP02-020419	1902084-20A	m,p-Xylene	TO-15	20190204	3	UG M3	U	2.4	3
BPS1-DUP02-020419	1902084-20A	o-Xylene	TO-15	20190204	3	UG M3	U	2.4	3
BPS1-DUP02-020419	1902084-20A	Styrene	TO-15	20190204	3	UG M3	U	2.4	3
BPS1-DUP02-020419	1902084-20A	Bromoform	TO-15	20190204	7.2	UG M3	U	5.8	7.2
BPS1-DUP02-020419	1902084-20A	Cumene	TO-15	20190204	3.4	UG M3	U	2.8	3.4
BPS1-DUP02-020419	1902084-20A	1,1,2,2-Tetrachloroethane	TO-15	20190204	4.8	UG M3	U	3.8	4.8
BPS1-DUP02-020419	1902084-20A	Propylbenzene	TO-15	20190204	3.4	UG M3	U	2.8	3.4
BPS1-DUP02-020419	1902084-20A	4-Ethyltoluene	TO-15	20190204	3.4	UG M3	U	2.8	3.4
BPS1-DUP02-020419	1902084-20A	1,3,5-Trimethylbenzene	TO-15	20190204	3.4	UG M3	U	2.8	3.4
BPS1-DUP02-020419	1902084-20A	1,2,4-Trimethylbenzene	TO-15	20190204	3.4	UG M3	U	2.8	3.4
BPS1-DUP02-020419	1902084-20A	1,3-Dichlorobenzene	TO-15	20190204	4.2	UG M3	U	3.4	4.2
BPS1-DUP02-020419	1902084-20A	1,4-Dichlorobenzene	TO-15	20190204	4.2	UG M3	U	3.4	4.2
BPS1-DUP02-020419	1902084-20A	alpha-Chlorotoluene	TO-15	20190204	3.6	UG M3	U	2.9	3.6
BPS1-DUP02-020419	1902084-20A	1,2-Dichlorobenzene	TO-15	20190204	4.2	UG M3	U	3.4	4.2
BPS1-DUP02-020419	1902084-20A	1,2,4-Trichlorobenzene	TO-15	20190204	21	UG M3	U	10	21
BPS1-DUP02-020419	1902084-20A	Hexachlorobutadiene	TO-15	20190204	30	UG M3	U	15	30
BPS1-FB2001-020419	1902107R1-01A	Freon 12	TO-15	20190204	2.7	UG M3	J	2.9	3.7
BPS1-FB2001-020419	1902107R1-01A	Freon 114	TO-15	20190204	5.2	UG M3	U	4.2	5.2
BPS1-FB2001-020419	1902107R1-01A	Chloromethane	TO-15	20190204	1.6	UG M3	J	3.1	15
BPS1-FB2001-020419	1902107R1-01A	Vinyl Chloride	TO-15	20190204	1.9	UG M3	U	1.5	1.9
BPS1-FB2001-020419	1902107R1-01A	1,3-Butadiene	TO-15	20190204	6.6	UG M3	U	1.3	6.6
BPS1-FB2001-020419	1902107R1-01A	Bromomethane	TO-15	20190204	29	UG M3	U	5.8	29
BPS1-FB2001-020419	1902107R1-01A	Chloroethane	TO-15	20190204	7.9	UG M3	U	3.9	7.9
BPS1-FB2001-020419	1902107R1-01A	Freon 11	TO-15	20190204	1.3	UG M3	J	3.3	4.2

Sample Name	Lab ID	Analytical Name	Analytical Method	Sample Date	Result	Unit	Qualifier	LOD	LOQ
BPS1-FB2001-020419	1902107R1-01A	Ethanol	TO-15	20190204	9	UG M3		2.8	5.6
BPS1-FB2001-020419	1902107R1-01A	Freon 113	TO-15	20190204	5.7	UG M3	U	4.6	5.7
BPS1-FB2001-020419	1902107R1-01A	1,1-Dichloroethene	TO-15	20190204	3	UG M3	U	2.4	3
BPS1-FB2001-020419	1902107R1-01A	Acetone	TO-15	20190204	8.5	UG M3	J	3.5	18
BPS1-FB2001-020419	1902107R1-01A	2-Propanol	TO-15	20190204	7.3	UG M3	U	3.7	7.3
BPS1-FB2001-020419	1902107R1-01A	Carbon Disulfide	TO-15	20190204	9.3	UG M3	U	4.6	9.3
BPS1-FB2001-020419	1902107R1-01A	3-Chloropropene	TO-15	20190204	9.3	UG M3	U	4.7	9.3
BPS1-FB2001-020419	1902107R1-01A	Methylene Chloride	TO-15	20190204	26	UG M3	U	5.2	26
BPS1-FB2001-020419	1902107R1-01A	Methyl tert-butyl ether	TO-15	20190204	11	UG M3	U	5.4	11
BPS1-FB2001-020419	1902107R1-01A	trans-1,2-Dichloroethene	TO-15	20190204	3	UG M3	U	2.4	3
BPS1-FB2001-020419	1902107R1-01A	Hexane	TO-15	20190204	1.1	UG M3	J	2.1	2.6
BPS1-FB2001-020419	1902107R1-01A	1,1-Dichloroethane	TO-15	20190204	3	UG M3	U	2.4	3
BPS1-FB2001-020419	1902107R1-01A	2-Butanone (Methyl Ethyl Ketone)	TO-15	20190204	8.8	UG M3	U	4.4	8.8
BPS1-FB2001-020419	1902107R1-01A	cis-1,2-Dichloroethene	TO-15	20190204	3	UG M3	U	2.4	3
BPS1-FB2001-020419	1902107R1-01A	Tetrahydrofuran	TO-15	20190204	2.2	UG M3	U	1.8	2.2
BPS1-FB2001-020419	1902107R1-01A	Chloroform	TO-15	20190204	3.6	UG M3	U	2.9	3.6
BPS1-FB2001-020419	1902107R1-01A	1,1,1-Trichloroethane	TO-15	20190204	4.1	UG M3	U	3.2	4.1
BPS1-FB2001-020419	1902107R1-01A	Cyclohexane	TO-15	20190204	0.43	UG M3	J	2	2.6
BPS1-FB2001-020419	1902107R1-01A	Carbon Tetrachloride	TO-15	20190204	4.7	UG M3	U	3.8	4.7
BPS1-FB2001-020419	1902107R1-01A	2,2,4-Trimethylpentane	TO-15	20190204	1	UG M3	J	2.8	3.5
BPS1-FB2001-020419	1902107R1-01A	Benzene	TO-15	20190204	1.9	UG M3	J	1.9	2.4
BPS1-FB2001-020419	1902107R1-01A	1,2-Dichloroethane	TO-15	20190204	3	UG M3	U	2.4	3
BPS1-FB2001-020419	1902107R1-01A	Heptane	TO-15	20190204	3	UG M3	U	2.4	3
BPS1-FB2001-020419	1902107R1-01A	Trichloroethene	TO-15	20190204	4	UG M3	U	3.2	4
BPS1-FB2001-020419	1902107R1-01A	1,2-Dichloropropane	TO-15	20190204	3.4	UG M3	U	2.8	3.4
BPS1-FB2001-020419	1902107R1-01A	1,4-Dioxane	TO-15	20190204	11	UG M3	U	5.4	11
BPS1-FB2001-020419	1902107R1-01A	Bromodichloromethane	TO-15	20190204	5	UG M3	U	4	5
BPS1-FB2001-020419	1902107R1-01A	cis-1,3-Dichloropropene	TO-15	20190204	3.4	UG M3	U	2.7	3.4
BPS1-FB2001-020419	1902107R1-01A	4-Methyl-2-pentanone	TO-15	20190204	3	UG M3	U	2.4	3
BPS1-FB2001-020419	1902107R1-01A	Toluene	TO-15	20190204	2.6	UG M3	J	2.2	2.8
BPS1-FB2001-020419	1902107R1-01A	trans-1,3-Dichloropropene	TO-15	20190204	3.4	UG M3	U	2.7	3.4
BPS1-FB2001-020419	1902107R1-01A	1,1,2-Trichloroethane	TO-15	20190204	4.1	UG M3	U	3.2	4.1

NWIRP BETHPAGE, BETHPAGE, NY

SITE 1

DATA SUMMARY TABLE

AIR

SDGs: 1902084/1902107

Sample Name	Lab ID	Analytical Name	Analytical Method	Sample Date	Result	Unit	Qualifier	LOD	LOQ
BPS1-FB2001-020419	1902107R1-01A	Tetrachloroethene	TO-15	20190204	5	UG M3	U	4	5
BPS1-FB2001-020419	1902107R1-01A	2-Hexanone	TO-15	20190204	12	UG M3	U	6.1	12
BPS1-FB2001-020419	1902107R1-01A	Dibromochloromethane	TO-15	20190204	6.3	UG M3	U	5.1	6.3
BPS1-FB2001-020419	1902107R1-01A	1,2-Dibromoethane (EDB)	TO-15	20190204	5.7	UG M3	U	4.6	5.7
BPS1-FB2001-020419	1902107R1-01A	Chlorobenzene	TO-15	20190204	3.4	UG M3	U	2.7	3.4
BPS1-FB2001-020419	1902107R1-01A	Ethyl Benzene	TO-15	20190204	3.2	UG M3	U	2.6	3.2
BPS1-FB2001-020419	1902107R1-01A	m,p-Xylene	TO-15	20190204	1.7	UG M3	J	2.6	3.2
BPS1-FB2001-020419	1902107R1-01A	o-Xylene	TO-15	20190204	0.7	UG M3	J	2.6	3.2
BPS1-FB2001-020419	1902107R1-01A	Styrene	TO-15	20190204	3.2	UG M3	U	2.5	3.2
BPS1-FB2001-020419	1902107R1-01A	Bromoform	TO-15	20190204	7.7	UG M3	U	6.2	7.7
BPS1-FB2001-020419	1902107R1-01A	Cumene	TO-15	20190204	3.7	UG M3	U	2.9	3.7
BPS1-FB2001-020419	1902107R1-01A	1,1,2,2-Tetrachloroethane	TO-15	20190204	5.1	UG M3	U	4.1	5.1
BPS1-FB2001-020419	1902107R1-01A	Propylbenzene	TO-15	20190204	0.54	UG M3	J	2.9	3.7
BPS1-FB2001-020419	1902107R1-01A	4-Ethyltoluene	TO-15	20190204	3.7	UG M3	U	2.9	3.7
BPS1-FB2001-020419	1902107R1-01A	1,3,5-Trimethylbenzene	TO-15	20190204	3.7	UG M3	U	2.9	3.7
BPS1-FB2001-020419	1902107R1-01A	1,2,4-Trimethylbenzene	TO-15	20190204	0.8	UG M3	J	2.9	3.7
BPS1-FB2001-020419	1902107R1-01A	1,3-Dichlorobenzene	TO-15	20190204	4.5	UG M3	U	3.6	4.5
BPS1-FB2001-020419	1902107R1-01A	1,4-Dichlorobenzene	TO-15	20190204	15	UG M3	U	3.6	4.5
BPS1-FB2001-020419	1902107R1-01A	alpha-Chlorotoluene	TO-15	20190204	3.8	UG M3	U	3.1	3.8
BPS1-FB2001-020419	1902107R1-01A	1,2-Dichlorobenzene	TO-15	20190204	0.76	UG M3	J	3.6	4.5
BPS1-FB2001-020419	1902107R1-01A	1,2,4-Trichlorobenzene	TO-15	20190204	3	UG M3	U	11	22
BPS1-FB2001-020419	1902107R1-01A	Hexachlorobutadiene	TO-15	20190204	32	UG M3	U	16	32