



TETRA TECH

NOR-00968

January 31, 2011

Mr. Stephen Scharf
New York Department of Environmental Conservation
Division of Environmental Remediation
Bureau of Remedial Action A
625 Broadway, 11th Floor
Albany, New York 12233-7015

Reference: CLEAN Contract No. N62472-03-0057
Contract Task Order 66

Subject: BPOW 2-1 and BPOW 2-2 Outpost Monitoring Wells Repair and Sampling Summary
NWIRP Bethpage, New York

Dear Mr. Scharf:

On behalf of the Navy, please find enclosed a copy of the subject document. This document provides a summary of activities to repair and sample outpost monitoring wells BPOW 2-1 and 2-2 at Naval Weapons Industrial Reserve Plant (NWIRP) Bethpage, New York.

If you have any questions please contact Ms. Lora Fly, NAVFAC Mid-LANT, at (757) 341-2012.

Sincerely,

David D. Brayack, P.E.
Project Manager

Enclosure: (1) BPOW 2-1 and BPOW 2-2 Outpost Monitoring Wells Repair and Sampling Summary
NWIRP Bethpage, New York

Distribution:

Mid-Lant, Lora Fly
NYSDEC (Albany), Henry Wilkie (email)
NYSDOH (Troy), Steve Karpinski (email)
NAVAIR, Richard Smith
USEPA, Carol Stein (email)
NGC, Kent Smith (email)
South Farmingdale Water District
Tetra Tech NUS, Dave Brayack
ECOR Solutions, Al Taormina
Administrative Record
Project File

**BPOW 2-1 AND BPOW 2-2 OUTPOST MONITORING WELLS
REPAIR AND SAMPLING SUMMARY
NWIRP BETHPAGE, NEW YORK**

INTRODUCTION

This document summarizes activities conducted to repair and sample Outpost Monitoring Wells BPOW 2-1 and BPOW 2-2 at Naval Weapons Industrial Reserve Plant (NWIRP) Bethpage (Figure 1). These activities include:

- Monitoring well repair (BPOW 2-1)
- Development of monitoring wells (BPOW 2-1, and BPOW2-2)
- Analytical results from October 2010 and December 2010 sampling events (BPOW 2-1, and BPOW 2-2)

BACKGROUND

In April 2003, the Navy issued the OU 2 Record of Decision (ROD) that in part identified the installation of Outpost Monitoring Wells BPOW 2-1 and 2-2. These monitoring wells were installed to provide a 4-year time period between site-related volatile organic compounds (VOCs) being detected in the outpost monitoring wells and a potential impact at South Farmingdale Water District Plant No. 3. A potential impact would consist of the detection of any site-related VOCs being at 0.5 micrograms per liter ($\mu\text{g/L}$) or greater. The wells were placed (horizontally and vertically) based on modeling efforts that identified flow pathways between the estimated location of site-related contamination at that time and the first detection of the contamination into the well field. The modeling used a target value of 0.5 $\mu\text{g/L}$ for individual VOCs in the public water supply, which is a factor of 10 less than the maximum contaminant level (MCL) of 5 $\mu\text{g/L}$ for most of the site-related VOCs.

In August and September 2003, the Navy installed and developed Outpost Monitoring Wells 2-1 and 2-2. In April 2004, the Navy installed dedicated pumps and packers in the wells. In May and June 2004, Northrop Grumman Corporation (NGC) collected the first groundwater samples from this area. The initial round of sampling for BPOW 2-1 was conducted in June 2004 and detected total volatile organic compound (TVOCs) at a concentration of 3.78 $\mu\text{g/L}$, including trichloroethene (TCE) detected at 1.1 $\mu\text{g/L}$. Two additional samples were collected from BPOW 2-1 in August 2004, and TVOCs totaled 6.8 and 5.4 $\mu\text{g/L}$, including TCE detected at a concentration of 1.8 $\mu\text{g/L}$ in both samples. Benzene was also detected at a maximum concentration of 42 $\mu\text{g/L}$ in these samples.

The initial round of sampling for BPOW 2-2 was conducted in May 2004, TCE was detected at a concentration of 0.84 ug/L. No other VOCs were detected in this sample, or in the two subsequent samples collected in May and June 2004.

Between 2004 and mid-2007, NGC continued to sample these wells on a quarterly basis. TVOCs were consistently detected in BPOW 2-1 at concentrations ranging from 3.6 ug/L to 10.24 ug/L. TVOCs were not detected in samples collected from BPOW 2-2 in the 2004 quarterly samples subsequent to the May 2004 event, but were consistently detected in groundwater samples collected from 2005 to 2007, with TVOC detections in BPOW 2-2 ranging from 0.55 to 2.4 ug/L. The maximum individual VOC detected in BPOW 2-2 was TCE at 1.4 ug/L in July 2006.

In 2007, in response to benzene detected in BPOW 2-1, NYSDEC conducted an investigation of groundwater in the area. This investigation included the removal of dedicated sampling pump and packer assemblies in outpost monitoring wells BPOW 2-1 and BPOW 2-2. This evaluation continued through 2008 and concluded that the well casing for BPOW 2-1 was cracked and that the detections of VOCs in BPOW 2-1 were the result of shallow contaminated groundwater infiltrating the casing and flowing downward into the screen interval. Because this crack resulted in a conduit for migration of shallow groundwater contamination into a zone that may be intercepted by a water district well, in 2009 the Navy repaired the well by installing a 2-inch monitoring well within the 4-inch well and using a bentonite/cement grout sealed the annular space above the screen zone. Additional detail on the repair and subsequent actions are described below.

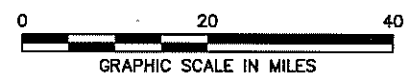
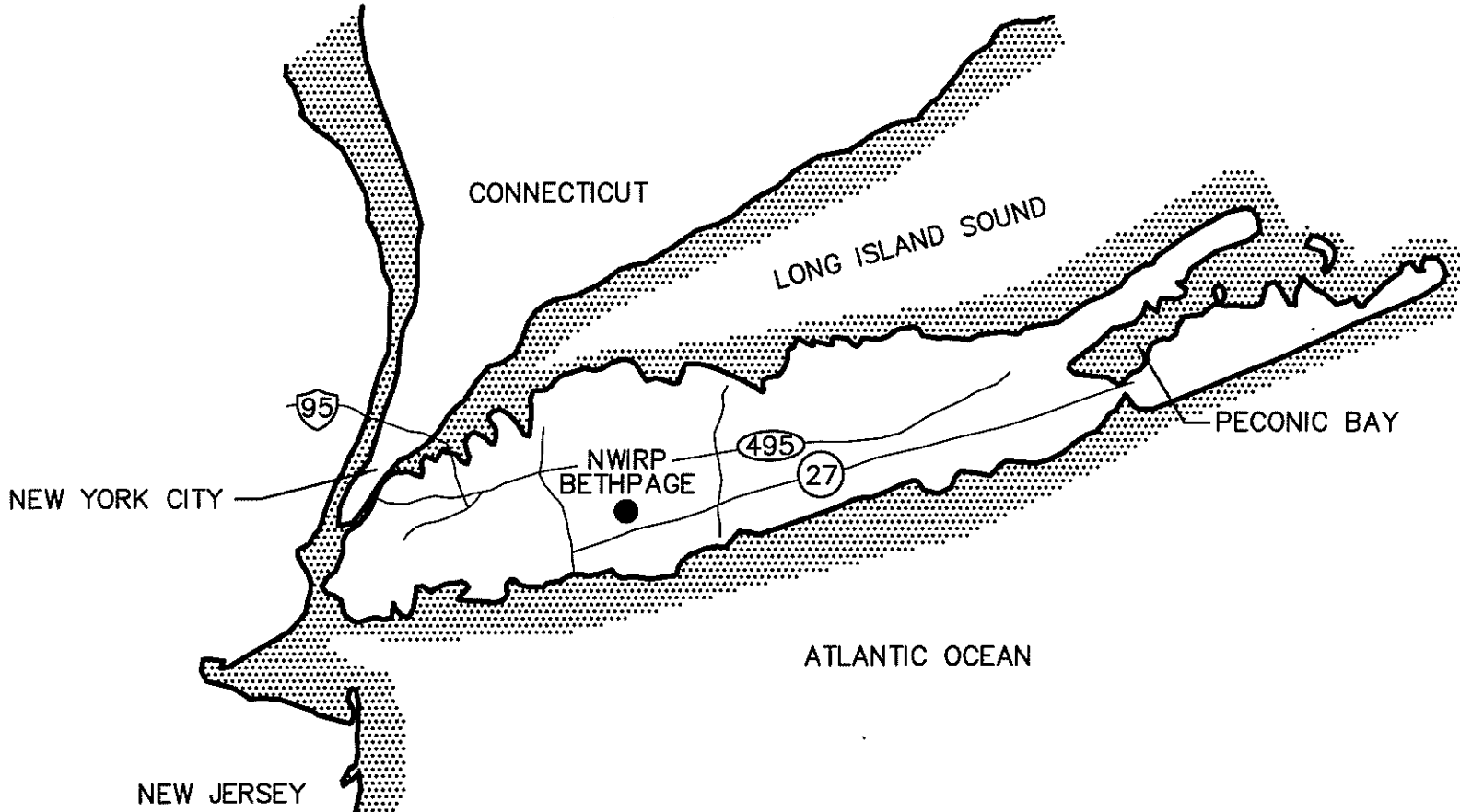
OUTPOST MONITORING WELL BPOW 2-1

- BPOW 2-1 was repaired in May 2009. The monitoring well repair construction log is provided in Attachment 1.
- BPOW 2-1 was re-developed on October 5, 2010. The monitoring well development log is provided in Attachment 2.
- New dedicated submersible pump was installed on December 7, 2010.
- Groundwater samples were collected from BPOW 2-1 on October 6, 2010 and December 8, 2010. The sample collected in October 2010 was collected at the end of development to provide an initial evaluation of groundwater quality and are considered to be screening level quality. The sample collected in December 2010 is representative of stabilized groundwater conditions and is considered a high level quality sample.
- Samples were analyzed for Target Compound List (TCL) VOCs. Sample logs sheets documenting the collection of these samples are provided in Attachment 3. Sample Chain of Custody forms are provided in Attachment 4.

- Site-related VOCs were not detected in groundwater samples collected BPOW 2-1 during the October and December 2010 sampling events.
- Data validation reports are provided in Attachment 5.

OUTPOST MONITORING WELL BPOW 2-2

- No repairs were conducted on BPOW 2-2.
- BPOW 2-2 was re-developed on December 7, 2010. The monitoring well development log is provided in Attachment 2.
- A decontaminated submersible pump was installed on December 7, 2010 as documented in Attachment 1.
- Groundwater samples were collected from BPOW 2-2 on October 7, 2010 and December 8, 2010. The samples were analyzed for TCL VOCs. Sample logs sheets documenting the collection of these samples are provided in Attachment 3. Sample Chain of Custody forms are provided in Attachment 4.
- The sample collected from October 2010 had a single positive VOC detection, chloroethane at 12 µg/L. Chloroethane was also detected in the trip blank sample associated with this sampling event at a concentration of 13 µg/L. Because chloroethane was not detected in associated laboratory method blank, data validation did not reject the detection. However, it is suspected that the detection of chloroethane in the October 2010 BPOW 2-2 sample was attributed to laboratory contamination.
- Chloroethane was not detected in the December 2010 sample. However, 1,1-Dichloroethane was detected in this sample at 0.74 µg/L. This detection was qualified as an estimated value. Laboratory data validation qualified this detection as uncertainty near detection limit.
- Data validation reports are provided in Attachment 5.

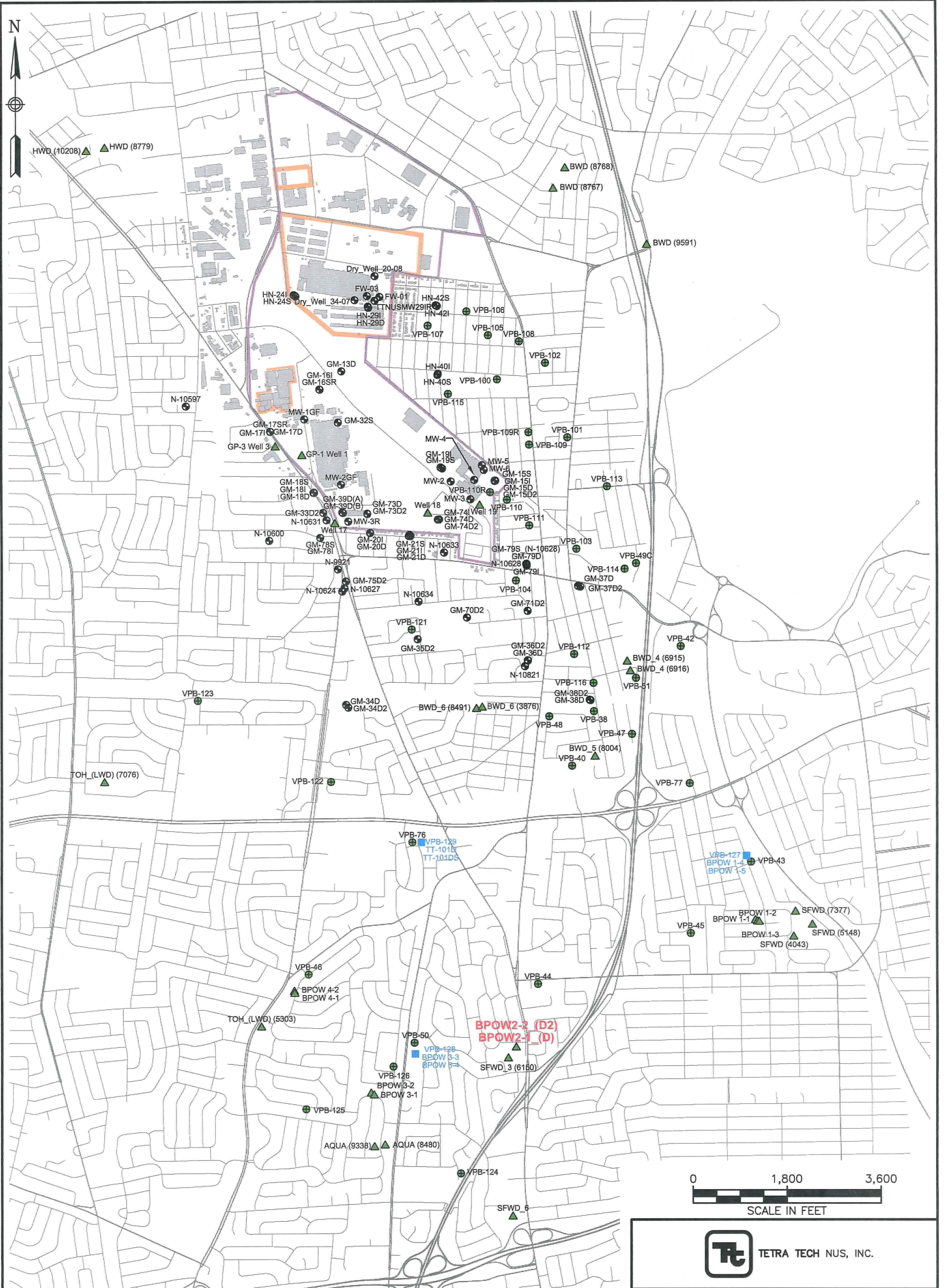


DRAWN BY	DATE
MF	12/9/06
CHECKED BY	DATE
REVISD BY	DATE
SCALE AS NOTED	




GENERAL LOCATION MAP
ESD
NWIRP BETHPAGE
BETHPAGE, NEW YORK

CONTRACT NO. 9845	
OWNER NO. 0002	
APPROVED BY	DATE
DRAWING NO. FIGURE 1	REV. 0



LEGEND

	GROUNDWATER SAMPLING LOCATION		HIGHWAY
	VERTICAL PROFILE BORING		MAJOR LOCAL ROAD
	WATER SUPPLY WELL		MINOR LOCAL ROAD
	PROPOSED VERTICAL PROFILE BORING AND OUTPOST MONITORING WELL LOCATION (2010/2011 INVESTIGATION)		1997 NORTHROP-GRUMMAN BETHPAGE BOUNDARY
	BUILDING		1997 NWIRP BETHPAGE BOUNDARY



**OPERABLE UNIT 2 (SITE 1)
OUTPOST MONITORING WELLS BPOW 2-1
AND BPOW 2-2 LOCATION MAP
NAVAL WEAPONS INDUSTRIAL
RESERVE PLANT
BETHPAGE, NEW YORK**

FILE 112G01041GM04-1	SCALE AS NOTED
FIGURE NUMBER FIGURE 2	REV DATE 0 01/27/11

ATTACHMENT 1
MONITORING WELL REPAIR/CONSTRUCTION
CONSTRUCTION LOG



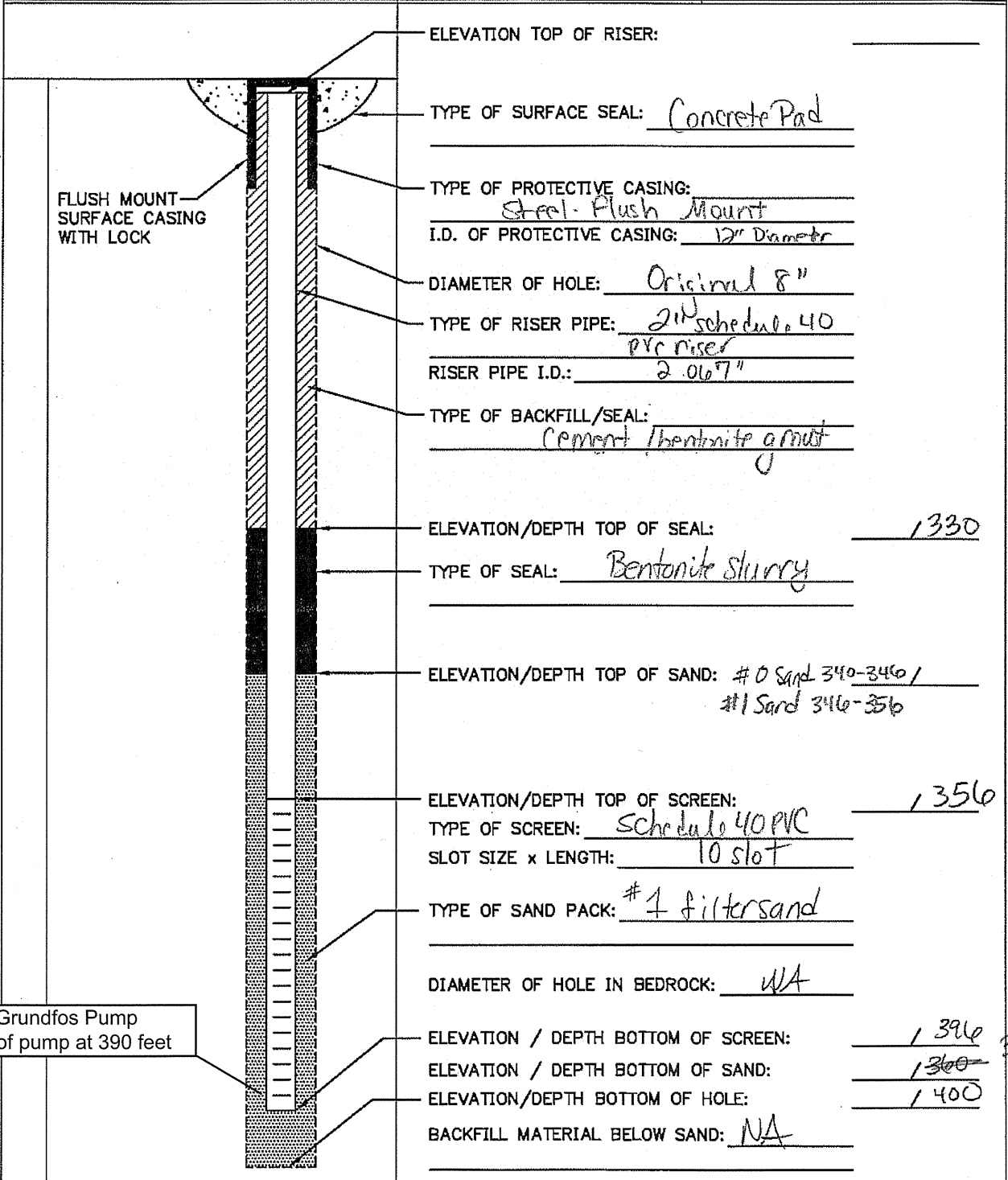
**OVERBURDEN
MONITORING WELL SHEET
FLUSH - MOUNT**

Tetra Tech NUS, Inc.

Repair by UTD

PROJECT <u>NWIRP Bethpage</u>	LOCATION <u>Bethpage</u>	DRILLER <u>Unito</u>
PROJECT NO. <u>11260010220</u>	BORING <u>NA</u>	DRILLING METHOD <u>NA</u>
DATE BEGUN <u>5/14/2009</u>	DATE COMPLETED <u>5/14/2009</u>	DEVELOPMENT METHOD <u>Not Developed</u>
FIELD GEOLOGIST <u>STAN KOVITZ</u>		
GROUND ELEVATION _____	DATUM _____	

ACAD:FORM_MNFM.dwg 07/20/99 INL



ELEVATION TOP OF RISER: _____

TYPE OF SURFACE SEAL: Concrete Pad

TYPE OF PROTECTIVE CASING: Steel - Flush Mount

I.D. OF PROTECTIVE CASING: 12" Diameter

DIAMETER OF HOLE: Original 8"

TYPE OF RISER PIPE: 2" schedule 40 PVC riser

RISER PIPE I.D.: 2.067"

TYPE OF BACKFILL/SEAL: Cement / bentonite grout

ELEVATION/DEPTH TOP OF SEAL: 1330

TYPE OF SEAL: Bentonite slurry

ELEVATION/DEPTH TOP OF SAND: #0 Sand 340-346 / #1 Sand 346-356

ELEVATION/DEPTH TOP OF SCREEN: 1356

TYPE OF SCREEN: Schedule 40 PVC

SLOT SIZE x LENGTH: 10 slot

TYPE OF SAND PACK: #1 filter sand

DIAMETER OF HOLE IN BEDROCK: NA

ELEVATION / DEPTH BOTTOM OF SCREEN: 1396

ELEVATION / DEPTH BOTTOM OF SAND: 1300

ELEVATION/DEPTH BOTTOM OF HOLE: 1400

BACKFILL MATERIAL BELOW SAND: NA

396' ESW 1/31/11

2-inch Grundfos Pump
bottom of pump at 390 feet

Pump installed on 12/8/2010.



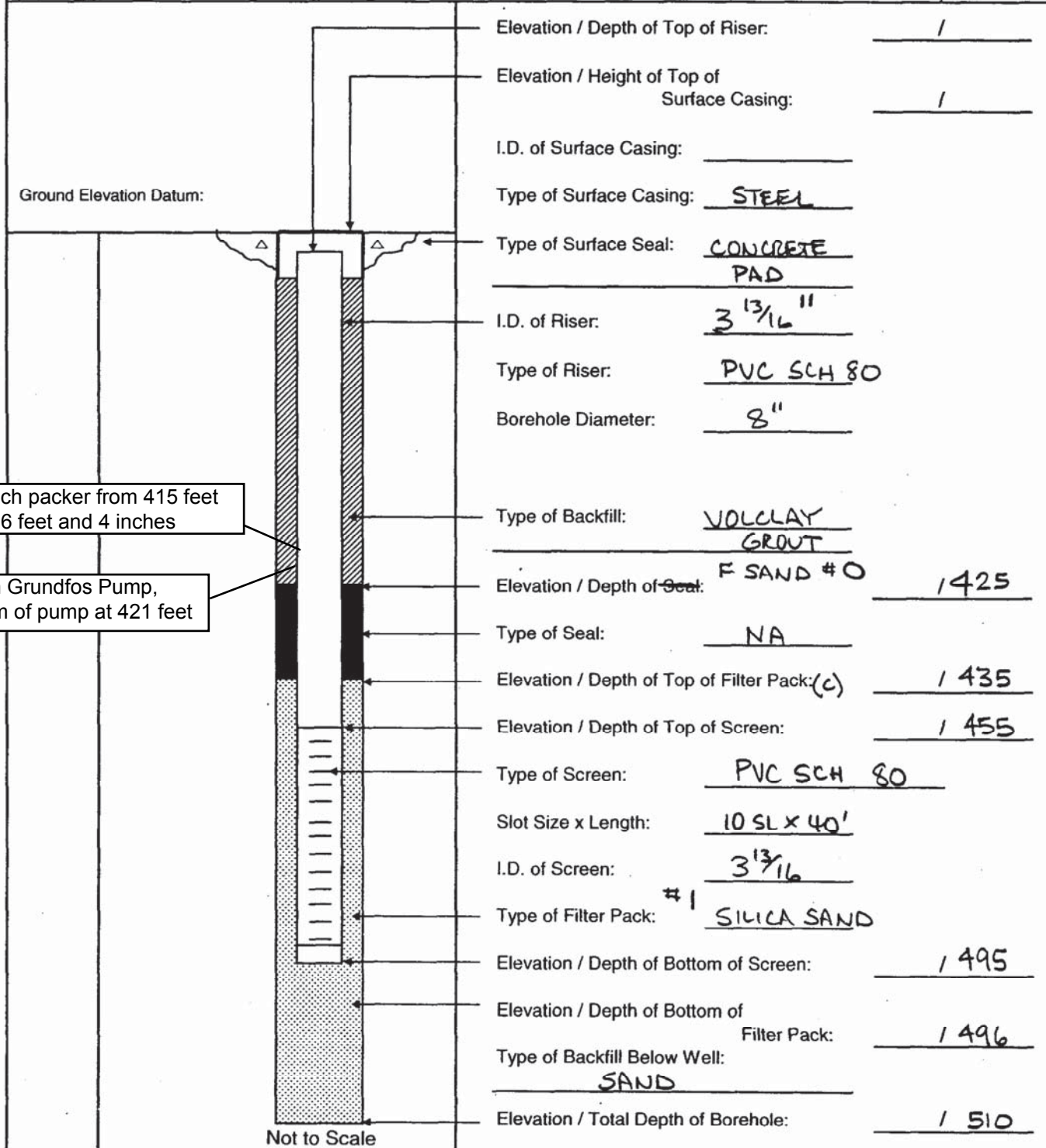
Tetra Tech NUS, Inc.

WELL No.: BPOW 2-2

MONITORING WELL SHEET

PERMIT No: _____

PROJECT: NWIRP DRILLING Co.: UNITECH BORING No.: BPOW 2-2
 PROJECT No.: N4037 DRILLER: EVANS DATE COMPLETED: 8/20/03
 SITE: BPOW 2 DRILLING METHOD: MUD ROT NORTHING: _____
 GEOLOGIST: CONT1 DEV. METHOD: _____ EASTING: _____



16-inch packer from 415 feet to 416 feet and 4 inches

3-inch Grundfos Pump, bottom of pump at 421 feet

Pump installed on 12/8/2010.

REV 2/12/04

**ATTACHMENT 2
MONITORING WELL
DEVELOPMENT LOG**

4"
20.56 TPvc
2-2



Tetra Tech NUS, Inc.

MONITORING WELL DEVELOPMENT RECORD

Page 1 of 1

Well: BPOW-2-1 Depth to Bottom (ft.): ~396' ^{BGS} Responsible Personnel: Conti
 Site: OU2 BETHPAGE Static Water Level Before (ft.): 21.35 Drilling Co.: Delta
 Date Installed: 5/14/09 Static Water Level After (ft.): _____ Project Name: Bethpage OU-2 Offsite GW
 Date Developed: 10-5-10 Screen Length (ft.): 40' Project Number 112G00622
 Dev. Method: AIR LIFT/PUMP Specific Capacity: _____
 Pump Type: GRUNDFOS 2" Φ Casing ID (in.): 2"

REPAIRED ON 5/14/09 PLACED 2" INSIDE 4" Φ

Mm
30
10/5
10/6

Time	Estimated Sediment Thickness (Ft.)	Cumulative Water Volume (Gal.)	Water Level Readings (Ft. below FOO)	Temperature (Degrees C)	pH	Specific Conductance (Units _____) ms/cm	Turbidity (NTU)	Remarks (odor, color, etc.)
1130	NA	—	BGS 21.35					NO ODOR.
1200	"	300		15.16	4.50	0.175	185	~10 GPM CLOUDY
1300	"							~30 GPM CLEAR
1315	"	750		15.45	4.36	0.077	4.1	CLEAR
1330	"	1000	21.35	15.50	4.34	0.071	4.0	CLEAR AVE ~16.7 GPM
		XXXX						
0825	NA	—	21.29					AIR LIFT.
0945	NA	START						START AIR LIFT
1000	"	500±	NA	14.87	4.27	0.151	1.0	CLEAR
1015	"	1000	"	14.36	4.40	0.089	3.0	" ~ 33 GPM
		GO EMPTY						
1100	"	START	NA	—	—	—	—	
1115	"	500	NA	14.68	4.59	0.078	1.8	CLEAR.
1130	"	1000	NA	14.32	4.51	0.075	2.1	"
		3000	TOTAL AIR LIFT					JJ Conte

ATTACHMENT 3
GROUNDWATER SAMPLE LOG



GROUNDWATER SAMPLE LOG SHEET

Project Site Name: **BETHPAGE OU-2 OFFSITE GW**
 Project No.: **112G00622**
PRE-DESIGN FIELD INVES

Sample ID No.: 1 BP-OW-2-1
 Sample Location: BPCW 2-1
 Sampled By: SJC

- Domestic Well Data
- Monitoring Well Data
- Other Well Type: _____
- QA Sample Type: _____

C.O.C. No.: 028424
 Type of Sample:
 Low Concentration
 High Concentration

SAMPLING DATA:

Date:	Color	pH	S.C.	Temp.	Turbidity	DO	ORP	Other
Time:	Visual	Standard	mS/cm	Degrees C	NTU	mg/l	mV	NA
10/6/10	CLEAR	4.62	071	15.98	1.0	2.49	319	-

PURGE DATA:

	TIME							WATER LEV
Date: 10/6/10	1330	4.68	-	-	-	-	-	-
Method: Pump (2")	1340	4.60	077	16.94	5.8	5.44	307	21.78
Monitor Reading (ppm): 0	1350	4.65	072	16.02	0.3	2.77	315	21.90
Well Casing Diameter & Material	1400	4.62	072	16.04	1.2	2.54	318	22.05
Type: 2" φ PVC	1410	4.60	071	15.98	1.0	2.49	319	22.14
Total Well Depth (TD): 396								
Static Water Level (WL): 20.85								
One Casing Volume (gall): 61								
Start Purge (hrs): 1330								
End Purge (hrs): 1410								
Total Purge Time (min): 40								
Total Vol. Purged (gall): 280								

~7GPM

SAMPLE COLLECTION INFORMATION: Strike thru analysis not required

Analysis	Preservative	Container Requirements	Collected
VOCs	HCL/4 DEG C	2- 40ml Glass Vials	✓

OBSERVATIONS / NOTES:

2" MW = 0.163 gal/ft

Sample taken at discreet intervals using a hydropunch sampler unless otherwise noted.

Not enough volume for water quality parameters
 Check box if not enough volume.

Used pH paper instead of water quality meter
 Check box if used pH paper.

Pump ~ 60' BGS
 SAMPLING RATE
 ~ 1GPM

Circle if Applicable:

MS/MSD	Duplicate ID No.:
--------	-------------------

Signature(s):

SJ Conti

ATTACHMENT 4
SAMPLE CHAIN OF CUSTODY FORMS

**ATTACHMENT 5
DATA VALIDATION
PACKAGES**

Contaminants were detected in laboratory method blank VBLKIN at the following maximum concentrations.

<u>Contaminant</u>	<u>Maximum Concentration (ug/L)</u>	<u>Action Level (ug/L)</u>
1,2,4-Trichlorobenzene	1.3	6.5
Naphthalene	3.8	19
Toluene	0.62	3.1

An action level of 5X the maximum contaminant concentration was established to evaluate the samples for laboratory method blank contamination. Sample aliquot and dilution factors were taken into consideration during application of the blank action level. Positive results less than the action level were qualified as nondetected, "U", due to blank contamination. The trip blank was not qualified for laboratory blank contamination.

Percent recovery for one surrogate (1,2-dichloroethane-d4) was greater than quality control limits for sample BP-OW-2-1. Positive results in sample BP-OW-2-1 were qualified as estimated, "J".

Additional Comments

Nondetected results are reported at the limit of detection (LOD).

Positive results below the limit of quantitation (LOQ) and above the detection limit were qualified as estimated, "J", due to uncertainty near the detection limit.

Laboratory control sample duplicate percent recovery was greater than quality control limit for chloromethane. No action was taken as all results for chloromethane were nondetects.

No matrix spike/matrix spike duplicate samples were requested.

EXECUTIVE SUMMARY


Laboratory Performance Issues: 1,2,4-Trichlorobenzene, naphthalene, and toluene were detected in a laboratory method blank. Initial and continuing calibration RRF was <0.05 for acetone. The continuing calibration percent difference was greater than the quality control limit for several analytes. Surrogate recovery was greater than quality control limits affecting one sample.

Other Factors Affecting Data Quality: None.

The data for these analyses were reviewed with reference to the EPA National Functional Guidelines for Organic Data Validation (10/99), USEPA Region II Standard Operating Procedures for Validating Volatile Organic Compounds by SW-846 Method 8260B HW-24 Revision 2 (August 2008) and the Department of Defense (DoD) document entitled "Quality Systems Manual (QSM) for Environmental Laboratories" (January 2006).

NOVEMBER 30, 2010
PAGE 3

The text of this report has been formulated to address only those problem areas affecting data quality.



Tetra Tech NUS
Leanne Ganser
Data Validator



TetraTech NUS
Joseph A. Samchuck
Data Validation Quality Assurance Officer

Attachments:

1. Appendix A - Qualified Analytical Results
2. Appendix B - Results as Reported by the Laboratory
3. Appendix C – Region II Data Validation Forms
4. Appendix D - Support Documentation

Appendix A

Qualified Analytical Results

Data Validation Qualifier Codes:

- A = Lab Blank Contamination
- B = Field Blank Contamination
- C = Calibration Noncompliance (e.g. % RSDs, %Ds, ICVs, CCVs, RRFs, etc.)
- C01 = GC/MS Tuning Noncompliance
- D = MS/MSD Recovery Noncompliance
- E = LCS/LCSD Recovery Noncompliance
- F = Lab Duplicate Imprecision
- G = Field Duplicate Imprecision
- H = Holding Time Exceedance
- I = ICP Serial Dilution Noncompliance
- J = GFAA PDS-GFAA MSA's $r < 0.995$ / ICP PDS Recovery Noncompliance
- K = ICP Interference - includes ICS % R Noncompliance
- L = Instrument Calibration Range Exceedance
- M = Sample Preservation Noncompliance
- N = Internal Standard Noncompliance
- N01 = Internal Standard Recovery Noncompliance Dioxins
- N02 = Recovery Standard Noncompliance Dioxins
- N03 = Clean-up Standard Noncompliance Dioxins
- O = Poor Instrument Performance (e.g. base-line drifting)
- P = Uncertainty near detection limit ($< 2 \times$ IDL for inorganics and $< CRQL$ for organics)
- Q = Other problems (can encompass a number of issues; e.g. chromatography,interferences, etc.)
- R = Surrogates Recovery Noncompliance
- S = Pesticide/PCB Resolution
- T = % Breakdown Noncompliance for DDT and Endrin
- U = % Difference between columns/detectors $>25\%$ for positive results determined via GC/HPLC
- V = Non-linear calibrations; correlation coefficient $r < 0.995$
- W = EMPC result
- X = Signal to noise response drop
- Y = Percent solids $<30\%$
- Z = Uncertainty at 2 sigma deviation is greater than sample activity

PROJ_NO: 00622	NSAMPLE	BP-OW-2-1		BP-OW-2-2		BP-OWTB-100610			
		LAB_ID	1010052-02	1010052-03	1010052-01	1010052-01	1010052-01		
SDG: 1010052	SAMP_DATE	10/6/2010	10/7/2010	10/6/2010	10/6/2010	10/6/2010	10/6/2010		
FRACTION: OV	QC_TYPE	NM	NM	NM	TB	TB	TB		
MEDIA: WATER	UNITS	UG/L	UG/L	UG/L	UG/L	UG/L	UG/L		
	PCT_SOLIDS	0.0	0.0	0.0	0.0	0.0	0.0		
	DUP_OF								
PARAMETER	RESULT	VQL	QLCD	RESULT	VQL	QLCD	RESULT	VQL	QLCD
1,1,1-TRICHLOROETHANE	0.5 U	0.5 U		0.5 U	0.5 U		0.5 U	0.5 U	
1,1,2,2-TETRACHLOROETHANE	2 U	2 U		2 U	2 U		2 U	2 U	
1,1,2-TRICHLOROETHANE	2 U	2 U		2 U	2 U		2 U	2 U	
1,1,2-TRICHLOROTRIFLUOROETHANE	2 U	2 U		2 U	2 U		2 U	2 U	
1,1-DICHLOROETHANE	0.5 U	0.5 U		0.5 U	0.5 U		0.5 U	0.5 U	
1,1-DICHLOROETHENE	2 U	2 U		2 U	2 U		2 U	2 U	
1,1-DICHLOROPROPENE	0.5 U	0.5 U		0.5 U	0.5 U		0.5 U	0.5 U	
1,2,4-TRICHLOROBENZENE	0.5 U	0.5 U		0.5 U	0.5 U		1.4 J	1.4 J	P
1,2-DIBROMO-3-CHLOROPROPANE	2 U	2 U		2 U	2 U		2 U	2 U	
1,2-DIBROMOETHANE	0.5 U	0.5 U		0.5 U	0.5 U		0.5 U	0.5 U	
1,2-DICHLOROBENZENE	0.5 U	0.5 U		0.5 U	0.5 U		0.5 U	0.5 U	
1,2-DICHLOROETHANE	0.5 U	0.5 U		0.5 U	0.5 U		0.5 U	0.5 U	
1,2-DICHLOROPROPANE	2 U	2 U		2 U	2 U		2 U	2 U	
1,3-DICHLOROBENZENE	0.5 U	0.5 U		0.5 U	0.5 U		0.5 U	0.5 U	
1,4-DICHLOROBENZENE	0.5 U	0.5 U		0.5 U	0.5 U		0.5 U	0.5 U	
2-BUTANONE	5 U	5 U		5 U	5 U		6.8 J	6.8 J	P
2-HEXANONE	1.3 U	1.3 U		1.3 U	1.3 U		1.3 U	1.3 U	
4-METHYL-2-PENTANONE	1.3 UJ	1.3 UJ	C	1.3 UJ	1.3 UJ	C	1.3 UJ	1.3 UJ	C
ACETONE	7.1 J	7.1 J	CPR	9.3 J	9.3 J	CP	46 J	46 J	C
BENZENE	0.5 U	0.5 U		0.5 U	0.5 U		0.5 U	0.5 U	
BROMODICHLOROMETHANE	0.5 U	0.5 U		0.5 U	0.5 U		0.5 U	0.5 U	
BROMOFORM	2 U	2 U		2 U	2 U		2 U	2 U	
BROMOMETHANE	2 UJ	2 UJ	C	2 UJ	2 UJ	C	2 UJ	2 UJ	C
CARBON DISULFIDE	0.5 U	0.5 U		0.5 U	0.5 U		0.5 U	0.5 U	
CARBON TETRACHLORIDE	0.5 U	0.5 U		0.5 U	0.5 U		0.5 U	0.5 U	
CHLOROBENZENE	0.5 U	0.5 U		0.5 U	0.5 U		0.5 U	0.5 U	
CHLORODIBROMOMETHANE	0.5 U	0.5 U		0.5 U	0.5 U		0.5 U	0.5 U	
CHLOROETHANE	2 U	2 U		12	13		13	13	
CHLOROFORM	0.5 U	0.5 U		0.5 U	0.5 U		0.5 U	0.5 U	
CHLOROMETHANE	0.5 U	0.5 U		0.5 U	0.5 U		0.5 U	0.5 U	
CIS-1,2-DICHLOROETHENE	2 U	2 U		2 U	2 U		2 U	2 U	
CIS-1,3-DICHLOROPROPENE	2 U	2 U		2 U	2 U		2 U	2 U	
CYCLOHEXANE	0.5 U	0.5 U		0.5 U	0.5 U		0.5 U	0.5 U	
DICHLORODIFLUOROMETHANE	0.5 U	0.5 U		0.5 U	0.5 U		0.5 U	0.5 U	
ETHYLBENZENE	0.5 U	0.5 U		0.5 U	0.5 U		0.5 U	0.5 U	
ISOPROPYLBENZENE	0.5 U	0.5 U		0.5 U	0.5 U		0.5 U	0.5 U	

PROJ_NO: 00622	NSAMPLE	BP-OW-2-1	BP-OW-2-2	BP-OWTB-100610					
SDG: 1010052	LAB_ID	1010052-02	1010052-03	1010052-01					
FRACTION: OV	SAMP_DATE	10/6/2010	10/7/2010	10/6/2010					
MEDIA: WATER	QC_TYPE	NM	NM	TB					
	UNITS	UG/L	UG/L	UG/L					
	PCT_SOLIDS	0.0	0.0	0.0					
	DUP_OF								
PARAMETER	RESULT	VQL	QLCD	RESULT	VQL	QLCD	RESULT	VQL	QLCD
M+P-XYLENES	1 U	1 U		1 U	1 U		1 U	1 U	
METHYL ACETATE	2 U	2 U		2 U	2 U		2 U	2 U	
METHYL CYCLOHEXANE	0.5 U	0.5 U		0.5 U	0.5 U		0.5 U	0.5 U	
METHYL TERT-BUTYL ETHER	0.5 U	0.5 U		0.5 U	0.5 U		0.5 U	0.5 U	
METHYLENE CHLORIDE	0.5 U	0.5 U		0.5 U	0.5 U		0.5 U	0.5 U	
NAPHTHALENE	2 U	2 U		2 U	2 U		4.6 J	4.6 J	P
O-XYLENE	0.5 U	0.5 U		0.5 U	0.5 U		0.5 U	0.5 U	
STYRENE	0.5 U	0.5 U		0.5 U	0.5 U		0.5 U	0.5 U	
TETRACHLOROETHENE	0.5 U	0.5 U		0.5 U	0.5 U		0.5 U	0.5 U	
TOLUENE	0.79 U	0.79 U	A	0.73 U	0.73 U	A	1.2 J	1.2 J	P
TOTAL 1,2-DICHLOROETHENE	0.5 U	0.5 U		0.5 U	0.5 U		0.5 U	0.5 U	
TOTAL XYLENES	0.5 U	0.5 U		0.5 U	0.5 U		0.5 U	0.5 U	
TRANS-1,2-DICHLOROETHENE	0.5 U	0.5 U		0.5 U	0.5 U		0.5 U	0.5 U	
TRANS-1,3-DICHLOROPROPENE	0.5 U	0.5 U		0.5 U	0.5 U		0.5 U	0.5 U	
TRICHLOROETHENE	0.5 U	0.5 U		0.5 U	0.5 U		0.5 U	0.5 U	
TRICHLOROFLUOROMETHANE	0.5 U	0.5 U		0.5 U	0.5 U		0.5 U	0.5 U	
VINYL CHLORIDE	0.5 U	0.5 U		0.5 U	0.5 U		0.5 U	0.5 U	

Volatile (VOC)

The Percent Differences (%Ds) for 2-hexanone and bromoform exceeded the 20% quality control limit for the continuing calibration performed on instrument MSVOAD on 12/15/10 @ 11:33. Sample BPOW-DUP01-20101208 was affected. Only non-detected results were reported for these compounds in the affected sample and these non-detects were qualified as estimated, (UJ).

The continuing calibration %Ds for acetone and methyl acetate were greater than 20% quality control criteria on instrument MSVOAG on 12/13/10 @ 10:41 affecting samples TB01-20101208, BPOW1-3-20101208, BPOW2-1-20101208, and BPOW2-2-20101208. The non-detected results reported for these compounds were qualified as estimated, (UJ).

The Relative Percent Difference (RPD) for acetone, methyl acetate, 2-butanone, 1,1,2,2-tetrachloroethene, and 1,2-dibromo-3-chloropropane exceeded the 20% quality control limit in the Matrix Spike/Matrix Spike Duplicate (MS/MSD) analyses of sample BPOW2-1-20101208. No action was taken for the non-detected results reported for these compounds in the environmental sample since the Percent Recoveries (%Rs) were acceptable in the MS and MSD samples.

The Laboratory Control Sample (LCS), BSG1213W1, had %Rs for acetone and methyl acetate above the upper quality control limits. No action was taken in the affected samples since no positive results were reported for these compounds.

The LCS/Laboratory Control Sample Duplicate (LCS/D) analyses, samples BSG1209W3/BSG1209W4, had RPDs for dichlorofluoromethane, chloromethane, vinyl chloride, bromomethane, chloroethane, trichlorofluoromethane, 1,1-dichloroethene, acetone, carbon disulfide, methyl acetate, and 2-butanone that exceeded 20%. In addition, the %R for acetone was greater than the upper quality control limit. No action was taken in the affected waste water sample since only non-detects were reported for the noncompliant compounds.

The positive result for 1,1-dichloroethane in sample BPOW2-2-20101208 reported below the Limit of Quantitation (LOQ) but above the Method Detection Limit (MDL) was qualified as estimated, (J). Non-detected results are reported to the Limit of Detection (LOD).

Semi-Volatile Organic Compounds (SVOC)

The internal standard, perylene-d12, was below the lower quality control limit in sample BP-FRACIDW-20101209. The sample was reanalyzed yielding similar results. The initial analysis of this sample was used in the data validation. The non-detected results reported for the compounds associated with this internal standard were qualified as estimated, (UJ).

Pesticides (PEST)

No problems were noted.

Polychlorinated Biphenyls (PCB)

The surrogate spike compound, decachlorobiphenyl, had %Rs below the lower quality control limit in sample BP-FRACIDW-20101209 and its reanalysis. The initial analysis was used in the validation of the data. The non-detected results reported for the PCBs in this fraction were qualified as estimated, (UJ).

Additional Comments


The VOC analysis of the waste sample, BP-FRACIDW-20101209, was analyzed via EPA Method 624 and evaluated accordingly.


EXECUTIVE SUMMARY

Laboratory Performance Issues: Some compounds were estimated due to continuing calibration %Ds greater than their respective quality control limit. The VOC LCS/LSD had %Rs and RPDs outside the quality control limits. Noncompliant surrogate %Rs resulted in the qualification the waste sample in the PCB fraction. One internal standard was below the lower quality control limit in the SVOC analysis of the waste sample. Affected compounds were estimated.

Other Factors Affecting Data Quality: The MS/MSD sample had noncompliant %Rs and RPDs. Non-detected results were not qualified. A positive result reported below the LOQ but above the MDL was qualified as estimated, (J). Non-detected results are reported to the LOD.

The data for these analyses were reviewed with reference to the following: SOP #HW-24 Revision #2, August 2008, USEPA Region II Hazardous Waste Support Branch Validating Volatile Organic Compounds by Gas Chromatography/Mass Spectrometry, SOP #HW-22 Revision #4, August 2008, USEPA Region II Hazardous Waste Support Branch Validating Semivolatile Organic Compounds by Gas Chromatography/Mass Spectrometry, SOP #HW-44 Revision #1, October 2006, USEPA Region II Hazardous Waste Support Branch Validating Pesticides by Gas Chromatography, SOP #HW-45 Revision #1, October 2006, USEPA Region II Hazardous Waste Support Branch Validating Polychlorinated Biphenyls by Gas Chromatography by SW-846 Methods 8260B, 8270C, 8081, and 8082, EPA Method 624, and the Department of Defense (DoD) document entitled "Quality Systems Manual (QSM) for Environmental Laboratories" (January 2006).


TetraTech NUS
Michelle L. Allen
Chemist/Data Validator


TetraTech NUS
Joseph A. Samchuck
Data Validation Quality Assurance Officer

Attachments:

1. Appendix A - Qualified Analytical Results
2. Appendix B - Results as Reported by the Laboratory
3. Appendix C - Region II Data Validation Forms
4. Appendix D - Support Documentation

Appendix A

Qualified Analytical Results

Data Validation Qualifier Codes:

- A = Lab Blank Contamination
- B = Field Blank Contamination
- C = Calibration Noncompliance (e.g. % RSDs, %Ds, ICVs, CCVs, RRFs, etc.)
- C01 = GC/MS Tuning Noncompliance
- D = MS/MSD Recovery Noncompliance
- E = LCS/LCSD Recovery Noncompliance
- F = Lab Duplicate Imprecision
- G = Field Duplicate Imprecision
- H = Holding Time Exceedance
- I = ICP Serial Dilution Noncompliance
- J = GFAA PDS - GFAA MSA's $r < 0.995$ / ICP PDS Recovery Noncompliance
- K = ICP Interference - includes ICS % R Noncompliance
- L = Instrument Calibration Range Exceedance
- M = Sample Preservation Noncompliance
- N = Internal Standard Noncompliance
- N01 = Internal Standard Recovery Noncompliance Dioxins
- N02 = Recovery Standard Noncompliance Dioxins
- N03 = Clean-up Standard Noncompliance Dioxins
- O = Poor Instrument Performance (e.g. base-line drifting)
- P = Uncertainty near detection limit ($< 2 \times$ IDL for inorganics and $<$ CRQL for organics)
- Q = Other problems (can encompass a number of issues; e.g. chromatography,interferences, etc.)
- R = Surrogates Recovery Noncompliance
- S = Pesticide/PCB Resolution
- T = % Breakdown Noncompliance for DDT and Endrin
- U = % Difference between columns/detectors $>25\%$ for positive results determined via GC/HPLC
- V = Non-linear calibrations; correlation coefficient $r < 0.995$
- W = EMPC result
- X = Signal to noise response drop
- Y = Percent solids $<30\%$
- Z = Uncertainty at 2 sigma deviation is greater than sample activity

PARAMETER	RESULT	VQL	QLCD
1,1,1-TRICHLOROETHANE	0.5 U		
1,1,2,2-TETRACHLOROETHANE	0.5 U		
1,1,2-TRICHLOROETHANE	0.5 U		
1,1,2-TRICHLOROTRIFLUOROETHANE	0.5 U		
1,1-DICHLOROETHANE	0.5 U		
1,1-DICHLOROETHENE	0.5 U		
1,2,4-TRICHLOROBENZENE	0.5 U		
1,2-DIBROMO-3-CHLOROPROPANE	0.5 U		
1,2-DIBROMOETHANE	0.5 U		
1,2-DICHLOROBENZENE	0.5 U		
1,2-DICHLOROETHANE	0.5 U		
1,2-DICHLOROPROPANE	0.5 U		
1,3-DICHLOROBENZENE	0.5 U		
1,4-DICHLOROBENZENE	0.5 U		
2-BUTANONE	2.5 U		
2-HEXANONE	2.5 U		
4-METHYL-2-PENTANONE	2.5 U		
ACETONE	2.5 UJ	C	
BENZENE	0.5 U		
BROMODICHLOROMETHANE	0.5 U		
BROMOFORM	0.5 U		
BROMOMETHANE	0.5 U		
CARBON DISULFIDE	0.5 U		
CARBON TETRACHLORIDE	0.5 U		
CHLOROBENZENE	0.5 U		
CHLORODIBROMOMETHANE	0.5 U		
CHLOROETHANE	0.5 U		
CHLOROFORM	0.5 U		
CHLOROMETHANE	0.5 U		
CIS-1,2-DICHLOROETHENE	0.5 U		
CIS-1,3-DICHLOROPROPENE	0.5 U		
CYCLOHEXANE	0.5 U		
DICHLORODIFLUOROMETHANE	0.5 U		
ETHYLBENZENE	0.5 U		
ISOPROPYLBENZENE	0.5 U		
M+P-XYLENES	1 U		

PROJ_NO: 00622 SDG: B4488 FRACTION: OV MEDIA: WATER	NSAMPLE		BP0W1-3-20101208		BP0W2-1-20101208		BP0W2-2-20101208		BP0W-DUP01-20101208						
	LAB_ID	SAMP_DATE	QC_TYPE	UNITS	PCT_SOLIDS	DUP_OF	RESULT	VQL	QLCD	RESULT	VQL	QLCD	RESULT	VQL	QLCD
	B4488-06	12/8/2010	NM	UG/L	0.0		0.5 UJ	C	0.5 UJ	C	0.5 UJ	C	0.5 UJ	C	0.5 U
METHYL ACETATE							0.5 U		0.5 U				0.5 U		0.5 U
METHYL CYCLOHEXANE							0.5 U		0.5 U				0.5 U		0.5 U
METHYL TERT-BUTYL ETHER							0.5 U		0.5 U				0.5 U		0.5 U
METHYLENE CHLORIDE							0.5 U		0.5 U				0.5 U		0.5 U
O-XYLENE							0.5 U		0.5 U				0.5 U		0.5 U
STYRENE							0.5 U		0.5 U				0.5 U		0.5 U
TETRACHLOROETHENE							0.5 U		0.5 U				0.5 U		0.5 U
TOLUENE							0.5 U		0.5 U				0.5 U		0.5 U
TRANS-1,2-DICHLOROETHENE							0.5 U		0.5 U				0.5 U		0.5 U
TRANS-1,3-DICHLOROPROPENE							0.5 U		0.5 U				0.5 U		0.5 U
TRICHLOROETHENE							0.5 U		0.5 U				0.5 U		0.5 U
TRICHLOROFLUOROMETHANE							0.5 U		0.5 U				0.5 U		0.5 U
VINYL CHLORIDE							0.5 U		0.5 U				0.5 U		0.5 U

PROJ_NO: 00622	NSAMPLE	BP-TB01-20101208	
SDG: B4488	LAB_ID	B4488-01	
FRACTION: OV	SAMP_DATE	12/8/2010	
MEDIA: WATER	QC_TYPE	NM	
	UNITS	UG/L	
	PCT_SOLIDS	0.0	
	DUP_OF		
PARAMETER	RESULT	VQL	QLCD
METHYL ACETATE	0.5 U	U	C
METHYL CYCLOHEXANE	0.5 U	U	
METHYL TERT-BUTYL ETHER	0.5 U	U	
METHYLENE CHLORIDE	0.5 U	U	
O-XYLENE	0.5 U	U	
STYRENE	0.5 U	U	
TETRACHLOROETHENE	0.5 U	U	
TOLUENE	0.5 U	U	
TRANS-1,2-DICHLOROETHENE	0.5 U	U	
TRANS-1,3-DICHLOROPROPENE	0.5 U	U	
TRICHLOROETHENE	0.5 U	U	
TRICHLOROFLUOROMETHANE	0.5 U	U	
VINYL CHLORIDE	0.5 U	U	