



New York State Industrial Timber Harvest Production and Consumption Report-2008

This report summarizes the estimated industrial timber harvest production level from New York's forests, the consumption level of New York's primary wood processors, and the flow of harvested wood to/from New York for the calendar year 2008.

Data was derived from several sources: (1) returned surveys; (2) reported summary data; and (3) estimates based on known mill capacities. Estimates reported for logs are conservative due to difficulties associated with collecting or estimating relatively small volumes of certain in-state and out of state/country consumption of wood harvested in New York.

Definitions

Industrial Harvest Products: Wood utilized by sawmills (fixed and portable), pulp mills, wood energy plants and other primary processors. Fuelwood for residential purposes and posts, poles and other miscellaneous products used locally are not included.

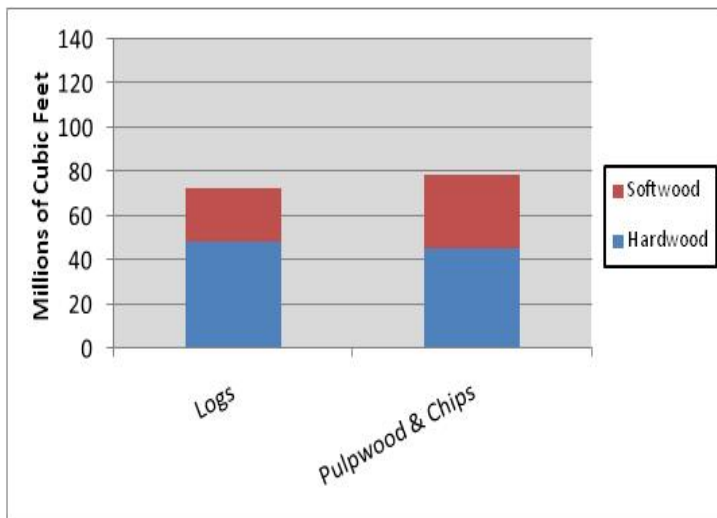
Logs : All types (e.g.–saw, veneer, bolter, pallet, scrag, poles, etc.).

Pulpwood & Chips: Roundwood and roundwood or whole tree derived fuel, pulp, and panel chips.

Log Scale: International ¼ inch

Production

Total Production by Product and HW/SW, 2008



Total timber harvest production level was 150 million cubic feet, composed of the following product breakdown:

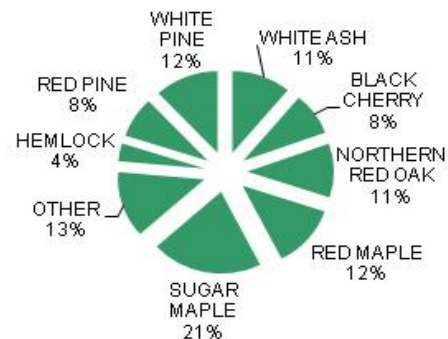
Log production – 547.3 million board feet (MMbf)

Pulpwood & Chips production-- 2.1 million green tons (50% pulpwood/50% chips).

This is the first year in the recent past where the harvest volume of pulpwood and chip products was greater than the harvest of logs.

Returned surveys (accounting for 48% of total estimated log production) indicate that 67% of New York's log harvest was comprised of five species: sugar maple, red oak, red maple, white ash and white pine. Sugar maple alone accounted for 21% of total log production. On a volume basis, 58% of pulpwood & chip production was mixed hardwoods, while 42% was softwood. Softwood pulpwood & chip species included mostly white pine, hemlock, and spruce.

Species Breakdown-Survey Reported Log Production, 2008



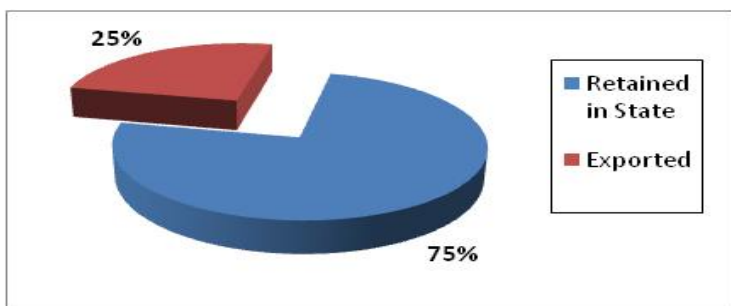
Consumption

Approximately 195 fixed location, traditional sawmills were known to operate in New York during 2008. An additional 11 mills reported receiving no wood for the year. Slightly less than one-half of all mills have a capacity of 1MMbf or greater.

Combined (reported volumes and estimates), operating mills consumed **369 million board feet** of logs, of which around 91% was from New York State harvest production. In addition, it is estimated that 1,800 portable and various other very small capacity fixed location sawmills operated to some extent in 2008. It is estimated that these operations consumed about **60 million board feet**, with almost all log receipts likely coming from New York production. New York facilities consumed about **1.6 million green tons** of pulpwood & chip products harvested from New York's forests (76% of total pulpwood & chip product harvest).

Export

Percent of Total New York Production Exported, 2008

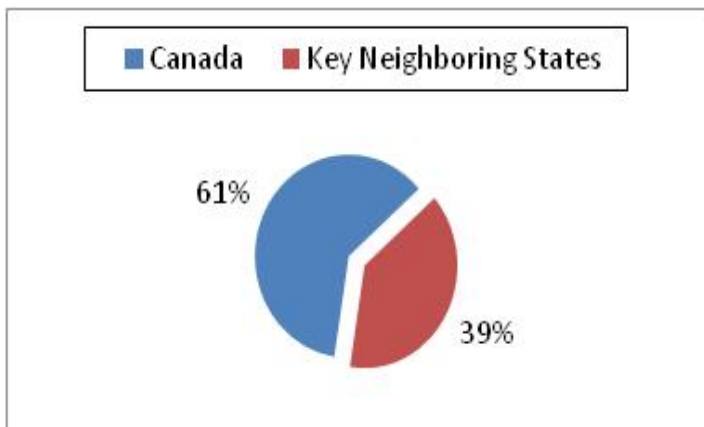


The chart above indicates that 25%, or **37.9 million cubic feet**, of New York's production was exported. 52% of this volume was logs, while the remaining 48% was pulpwood & chip products.

The export volume reported here does not include overseas export of logs. Difficulty in surveying log concentration yards and identifying contents of containers using export documentation account for this data gap. Although no analytical estimate of overseas log exports were made for this report, evidence suggests that these exports, although high in value, are a relatively minor component of the overall harvest level with volume perhaps approaching 35 MMbf.

The chart below shows that a 61% of total exported volume was shipped to Canada. This figure is down from 73% in 2004.

Disposition of Exports—All Products, 2008



Canada is the largest importer of New York's industrial timber harvest, importing **25.6 million cubic feet** in 2008. Breakdown of this volume by product type and species group is as follows:

Logs: **111.8 MMbf** (46% HW/54% SW)

Pulpwood & Chips: **281 M Green tons** (83% HW)

Combined, key neighboring states consumed the balance of reported imports of New York timber products, importing approximately **14.7 million cubic feet**. The following indicates breakdown by product type:

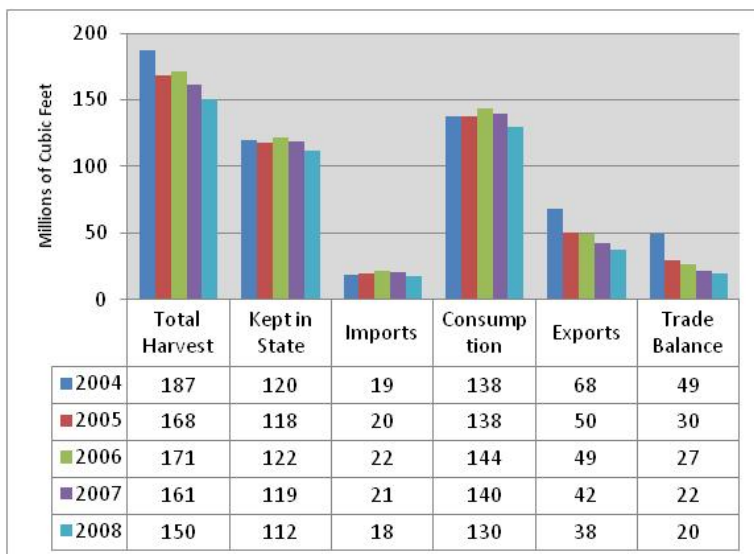
Logs: **39.5 MMbf** (72% HW/28% SW)

PW/Chips: **266 M green tons** (73% HW/27% SW)

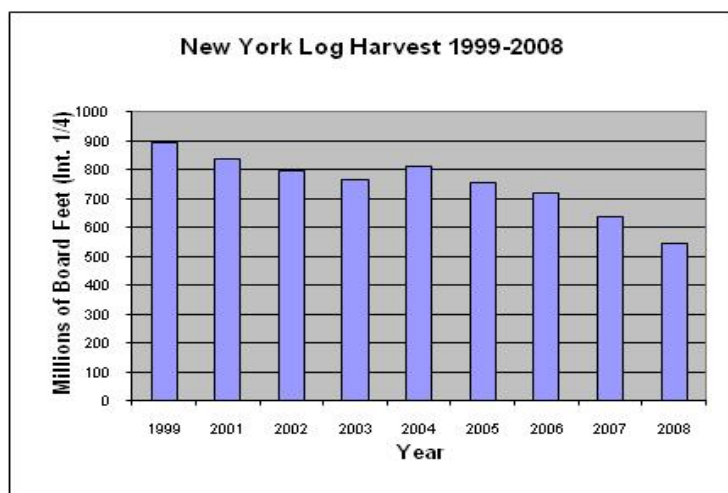
Additionally, unreported volumes of logs were exported to several states in the New England, Mid-Atlantic and Mid-West regions of the US. No attempt was made to estimate this volume, and it is believed to be minor relative to the overall harvest level (<5%).

Summary

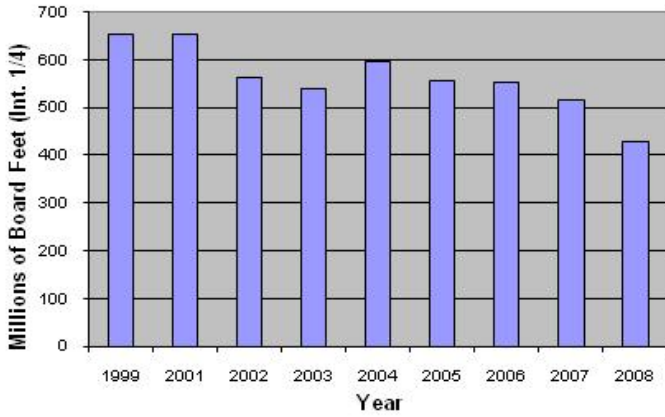
Summary—Production, Consumption, and Trade--- All Timber Products, 2004-2008



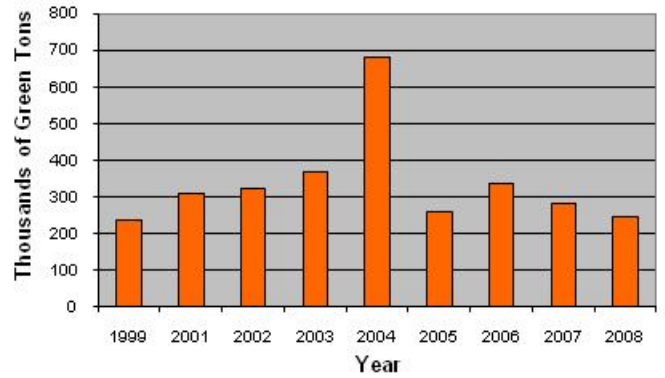
Historical



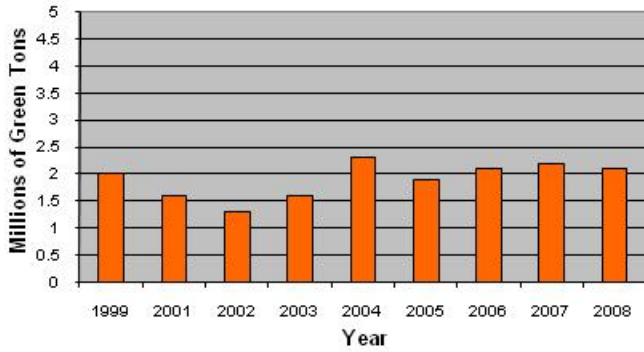
New York Mill Consumption--Logs 1999-2008



Pulpwood and Chips Exports to Canada 1999-2008



New York Pulpwood and Chips Harvest 1999-2008



Produced by:

NYS Department of Environmental Conservation
 Forest Utilization Program
 625 Broadway
 Albany, NY 12233-4253

Questions or Comments to:

Sloane Crawford, Forest Utilization Program
 (518) 402-9415 or sn Crawford@gw.dec.state.ny.us

Log Exports to Canada 1999-2008

