



# New York State Industrial Timber Harvest Production and Consumption Report-2004

This report summarizes the estimated industrial timber harvest production level from New York's forests, the consumption level of New York's primary wood processors, and the flow of harvested wood to/from New York for the calendar year 2004.

Data was derived from several sources: (1) returned surveys; (2) reported summary data; and (3) estimates based on known mill capacities. Data reported for logs are slightly conservative due to difficulties associated with collecting or estimating relatively small volumes of certain in-state and out of state/country consumption of wood harvested in New York.

## Definitions

**Industrial Harvest Products:** Wood utilized by sawmills (fixed and portable), pulp mills, wood energy plants and other primary processors. Fuelwood for residential purposes and posts, poles and other miscellaneous products used locally are not included.

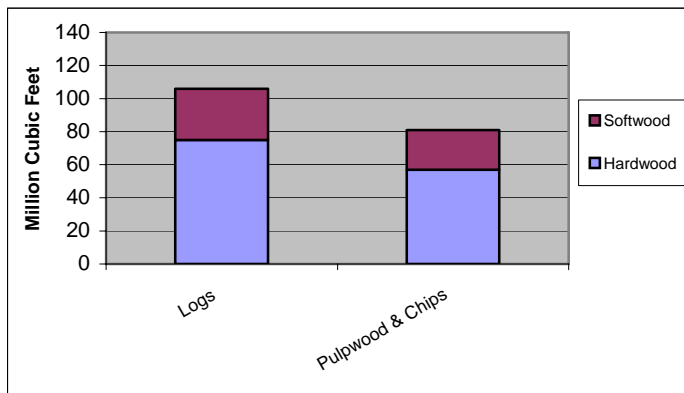
**Logs :** All types (e.g.–saw, veneer, bolter, pallet, scrag, poles, etc.).

**Pulpwood & Chips:** Roundwood and roundwood or whole tree derived fuel, pulp, and panel chips.

**Log Scale:** International ¼ inch

## Production

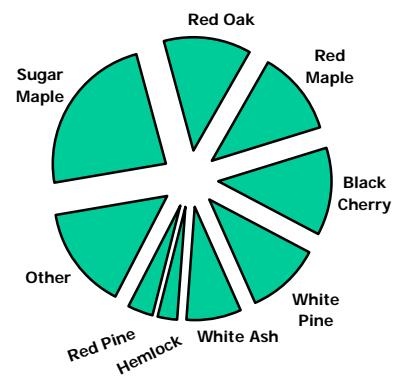
Total Production by Product and HW/SW, 2004



Estimated log production was **811 million board feet (MMbf)** while the pulpwood & chips harvest level was **2.3 million green tons** (65% roundwood/35% chips).

According to returned surveys (accounting for 56% of total log production), 71% of New York's log harvest was in five species: sugar maple, red oak, red maple, black cherry and white pine. Sugar maple alone accounted for 24% of total log production. On a volume basis, 71% of pulpwood & chip production was mixed hardwoods, while 29% was softwood. Softwood pulpwood & chip species included mostly white pine, hemlock, and spruce.

Species Breakdown—Survey Reported Log Production, 2004



## Consumption

Approximately 225 fixed location, traditional sawmills were known to operate during 2004. An additional 22 mills reported receiving no wood for the year. About one-half of all these mills have a capacity of 1MMbf or more, while the balance are less than 1MMbf.

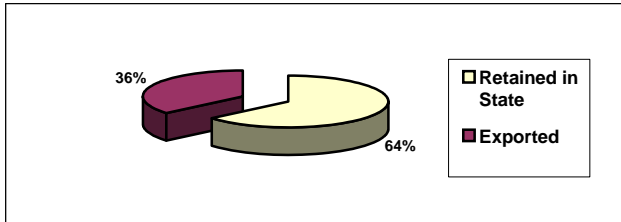
Combined (reported volumes and estimates), known mills consumed **535 million board feet** of logs, of which around 93% was from New York State production. In addition, it is estimated that 1,500 portable and various other small capacity fixed location sawmills operated to some extent in 2004. It is estimated that these operations consumed about **60 million board feet**, with almost all log receipts likely coming from New York production.

New York facilities consumed about **1.3 million green tons** of pulpwood & chip products from New York's forests (57% of total pulpwood & chip product harvest).

(over)

## Export

*Percent of Total New York Production Exported, 2004*

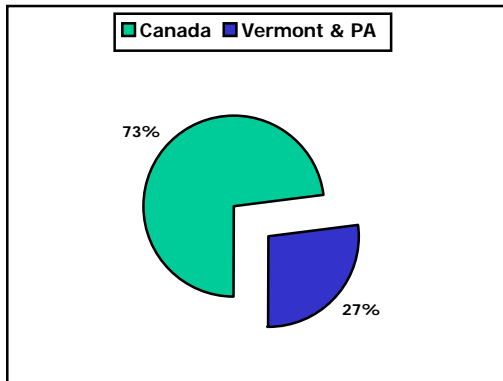


The chart above indicates that 36%, or **68.0 million cubic feet**, of New York's production was exported. 49% of exported volume was logs, while the remaining 51% was pulpwood & chip products.

The export volume reported here does not include overseas exports of logs. Difficulty in surveying log concentration yards and identifying contents of containers using export documentation account for this data gap. Although no estimates of overseas log exports were made for this report, evidence suggests that these exports, although high in value, are a relatively minor component of the overall harvest level.

The chart below shows that nearly three-quarters of total exported volume was shipped to Canada.

*Disposition of Exports—All Products, 2004*



Canada is the largest importer of New York's industrial timber harvest, importing **49.1 million cubic feet** in 2004. Breakdown of this volume by product type and species group is as follows:

Logs : **204.5 MMbf** (53% HW--47% SW)

Pulpwood & Chips: **682,000 green tons** (99% HW)

Combined, Pennsylvania and Vermont consumed the balance of reported imports of New York wood, importing approximately **18.2 million cubic feet**. The following indicates breakdown by product type:

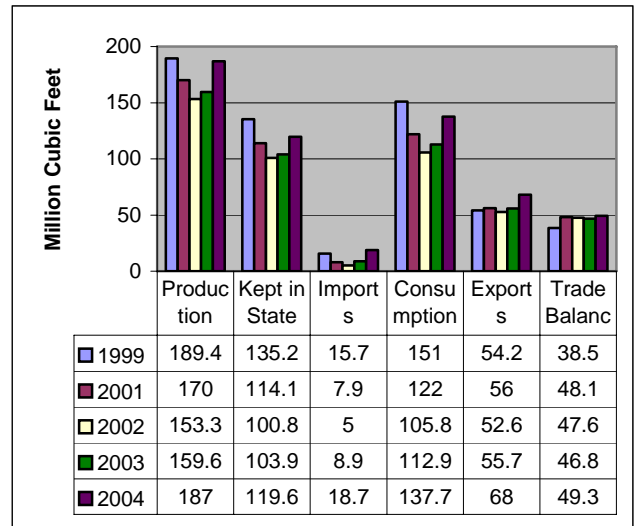
Logs: **46.0 MMbf** (74% HW--26% SW)

Pulpwood & Chips: **324,000 green tons** (61% HW--39% SW)

Additionally, minor, unreported volumes of logs were exported to several states in the New England, Mid-Atlantic and Mid-West regions of the US. No attempt was made to estimate this volume, and it is believed to be minor relative to the overall harvest level.

## Summary

*Summary—Production, Consumption, and Trade, All Timber Products, 1999, 2001, 2002, 2003, 2004*



Produced by:

NYS Department of Environmental Conservation  
 Forest Products Utilization Program  
 625 Broadway  
 Albany, NY 12233-4253

*Questions or Comments to:*

*Sloane Crawford, Forest Products Utilization Program  
 (518) 402-9415 or [sn Crawford@gw.dec.state.ny.us](mailto:sn Crawford@gw.dec.state.ny.us)*